

FILED

Morris Reese
Inventormreese@aol.com
1134 Country Valley Road
Westlake Village, CA 91362
(805) 449-1782
In Pro Se

2013 JUL 18 PM 2:22

CLERK U.S. DISTRICT COURT
CENTRAL DIST. OF CALIF.
LOS ANGELES

BY: 

UNITED STATES DISTRICT COURT
CENTRAL DISTRICT OF CALIFORNIA

Morris Reese,

Plaintiff


Vs.

T-Mobile USA, Inc.,

Defendant

) **CV13-05199-GHK (SAX)**
)
) **COMPLAINT FOR**
) **PATENT INFRINGEMENT**
)
)
) **DEMAND FOR JURY**
) **TRIAL**
)


PLAINTIFF'S ORIGINAL COMPLAINT

1/5
21

L/N
Plaintiff, Morris Reese, ("Plaintiff"), files this original complaint
against Defendant T-Mobile USA, Inc., and alleges as follows:

THE PARTIES

1. Plaintiff is an individual residing in Westlake Village, California.
2. T-Mobile USA, Inc., on information and belief, is the U. S.

operating entity of T-Mobile International AG, the mobile-
communications holding company and subsidiary of Deutsche
Telekom. T-Mobile USA, Inc., is doing business in California,



and on information and belief, is headquartered at 12920 SE 38th Street, Bellevue, WA 98006. T-Mobile USA, Inc. may be served with process by serving its registered agent, CSC-Lawyers Incorporating Service, 2710 Gateway Oaks Dr., Suite 150, Sacramento, CA 95833.

JURISDICTION & VENUE

3. This is an action for infringement of at least one United States patent. Accordingly, this action arises under the patent laws of the United States of America, 35 U. S. C. Section 1 et. Seq., and jurisdiction is properly based on Title 35 United States Code, particularly Section 271, and Title 28 United States Code, particularly Section 1338(a).
4. T-Mobile USA, Inc., upon information and belief, transacts business in this judicial district by providing cellular wireless mobile telephone services including so-called Caller ID and Call Waiting using the method described and claimed in United States Patent No. 6,868,150 ("the '150 patent"), the patent at issue in this lawsuit, and by conducting other business in this judicial district.
5. Venue is proper in this court under Title 28 U. S. C. Sections 1391(b) and 1400(b).

PATENT INFRINGEMENT COUNT

6. On March 15, 2005, the '150 patent, entitled "Method for Use with Caller ID System," was issued to Morris Reese. A true and correct copy of the '150 patent is attached as Exhibit A.
7. Pursuant to 35 U. S. C. Section 282, the '150 patent is presumed valid.
8. Plaintiff, Morris Reese, is the owner and sole inventor of the '150 patent.
9. Claim 6 of the '150 patent is directed toward a method for sending caller identification ("Caller ID") information related to a calling third party to a called station of a first party who has Caller ID and Call Waiting services and who is already engaged in a call with a second party, the method including receiving at cellular company terminating central office equipment serving the first party the calling third party Caller ID information flagged as public that was sent from originating central office equipment serving the calling third party indicating that the received Caller ID information related to the calling third party is to be disclosed at the called station of the first party.

10. Claims 23 and 32 of the '150 patent are directed toward a method for sending an audible notification such as for example a call waiting alert, which indicates an incoming call from a third party, to a called station of a first party who has Caller ID and Call Waiting services and who is already engaged in a call with a second party, the method including receiving at cellular company terminating central office equipment serving the first party the third party caller identification ("Caller ID") information flagged as private that was sent from originating central office equipment serving the third party indicating that the received Caller ID information related to the third party is not to be disclosed at the called station of the first party.
11. T-Mobile USA, Inc. provides cellular wireless mobile telephone services including so-called Caller ID and Call Waiting across the United States. On information and belief, T-Mobile USA, Inc.'s cellular wireless mobile telephone service offers so-called Caller ID and Call Waiting, which alerts you (the customer) to an incoming waiting caller and then, if applicable, delivers Caller ID information related to the incoming waiting caller to the

customer's called station while the customer is already engaged in a call.

12. T-Mobile USA, Inc., on information and belief, provides telephone services that infringe at least claims 6, 23 and 32 of the '150 patent, including for example and without limitation T-Mobile USA, Inc.'s cellular wireless mobile telephone services offering so-called Caller ID and Call Waiting, as well as any other Cellular wireless mobile telephone services performed in the manner described and claimed in the '150 patent.

13. The infringement alleged above has injured Plaintiff and thus he is entitled to recover damages adequate to compensate for the infringement, which in no event can be less than a reasonable royalty.

14. Due to T-Mobile USA, Inc.'s infringement of the '150 patent, Plaintiff is entitled to a reasonable royalty based on T-Mobile USA, Inc.'s revenue from Caller ID and Call Waiting services.

DEMAND FOR JURY TRIAL


Plaintiff hereby demands a jury trial on all claims and issues.

PRAYER FOR RELIEF

- A. that Defendant, T-Mobile USA, Inc., has infringed one or more claims of the '150 patent;
- B. that Defendant, T-Mobile USA, Inc., account for and pay to Plaintiff all damages caused by the infringement of the '150 patent, which by statute can be no less than a reasonable royalty;
- C. that Plaintiff be granted pre-judgment and post-judgment interest on the damages caused to him by reason of Defendant's infringement of the '150 patent;
- D. that Plaintiff be granted his attorneys' fees in this action;
- E. that costs be awarded to Plaintiff; and
- F. that Plaintiff be granted such other and further relief as the Court may deem just and proper under the current circumstances.

Respectfully submitted,

Dated: 7-18-2013



Morris Reese
1134 Country Valley Road
Westlake Village, CA 91362
(805) 449-178

EXHIBIT A



US006868150B1

(12) **United States Patent**
Reese

(10) Patent No.: **US 6,868,150 B1**
(45) Date of Patent: ***Mar. 15, 2005**

(54) **METHOD FOR USE WITH CALLER ID SYSTEM**

(76) Inventor: **Morris Reese, P.O. Box 6651,
Thousand Oaks, CA (US) 91359**

(*) Notice: Subject to any disclaimer, the term of this patent is extended or adjusted under 35 U.S.C. 154(b) by 215 days.

This patent is subject to a terminal disclaimer.

(21) Appl. No.: **10/160,769**

(22) Filed: **Jun. 3, 2002**

Related U.S. Application Data

(63) Continuation of application No. 08/614,188, filed on Mar. 13, 1996, now Pat. No. 6,427,009, which is a continuation of application No. 08/093,603, filed on Jul. 19, 1993, now abandoned, which is a continuation of application No. 07/691,492, filed on Apr. 25, 1991, now abandoned, which is a continuation-in-part of application No. 07/460,381, filed on Jan. 3, 1990, now abandoned.

(51) Int. Cl.⁷ **H04M 3/42; H04M 1/56;
H04M 15/06**

(52) U.S. Cl. **379/215.01; 379/142.08;
379/201.11; 379/207.04**

(58) Field of Search **379/215.01, 142.01,
379/142.04, 142.05, 142.06, 142.08, 201.01,
201.11, 201.02, 201.12, 207.02, 207.04,
207.05, 207.06, 207.07, 210.02, 210.03,
211.01, 211.02**

(56) **References Cited**

U.S. PATENT DOCUMENTS

4,277,649 A * 7/1981 Sheinbein 379/211.02
4,332,985 A 6/1982 Samuel 379/353
4,447,676 A 5/1984 Harris et al. 379/199

(List continued on next page.)

FOREIGN PATENT DOCUMENTS

JP 0039154 3/1983
JP 56-13665 7/1983
JP 0059854 4/1985

(List continued on next page.)

OTHER PUBLICATIONS

Belcore Technical Reference TR-TSY-000031, Issue 1, Jun. 1986, "Calling Number Delivery".

Belcore Technical Advisory TA-NWT-000030, Issue 2, Sep. 1991, "CPE Data Transmitter Requirements".

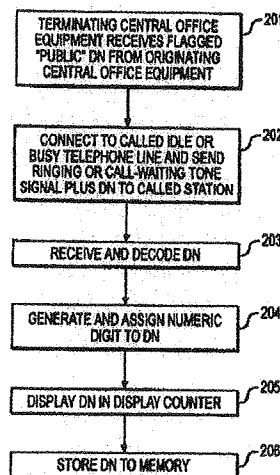
(List continued on next page.)

Primary Examiner—Benny Q. Tieu

(57) **ABSTRACT**

An apparatus and method are disclosed for accessing telephone or cellular originating central office equipment to control the disclosure of a calling party directory telephone number or, if applicable or available, directory telephone number and name to a called party who subscribes to a Custom Local Area Signaling System (CLASS) service including Caller Identification (Caller ID), which discloses the calling party directory telephone number or directory telephone number and name to the called party, by performing a desired one of a plurality of automatic and/or manual operations. Method is disclosed for connecting to a called station idle or busy telephone line with ringing signals or a call-waiting tone signal and then transmitting the calling party directory telephone number or, if applicable or available, directory telephone number and name to the called station during a silent interval between the ringing signals or after the call-waiting tone signal responsively to receiving the calling party directory telephone number flagged as public from originating central office equipment of the calling party indicating that the directory telephone number or the directory telephone number and name are to be disclosed at the called station.

49 Claims, 4 Drawing Sheets

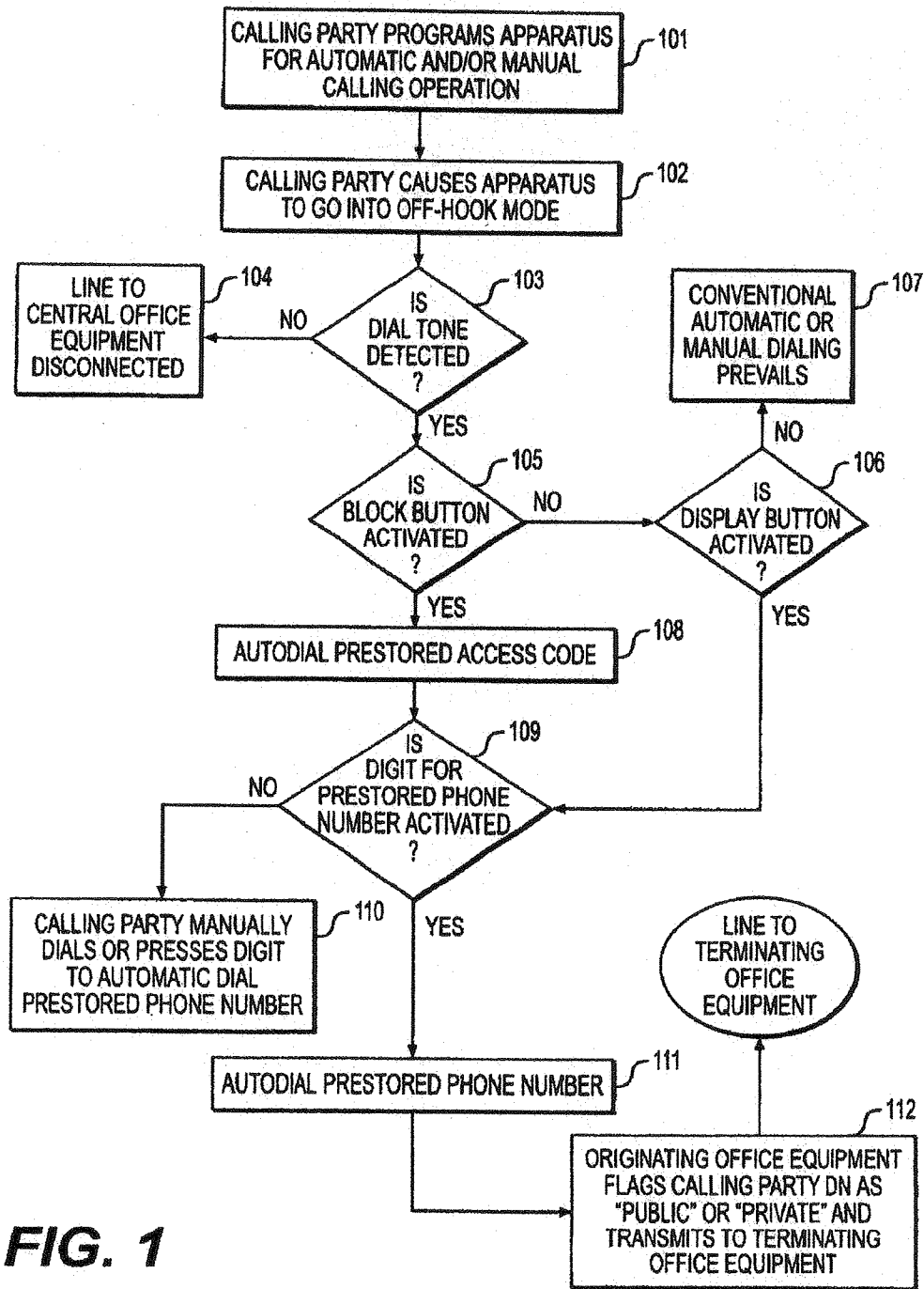


U.S. Patent

Mar. 15, 2005

Sheet 1 of 4

US 6,868,150 B1

**FIG. 1**

U.S. Patent

Mar. 15, 2005

Sheet 2 of 4

US 6,868,150 B1

FIG. 2

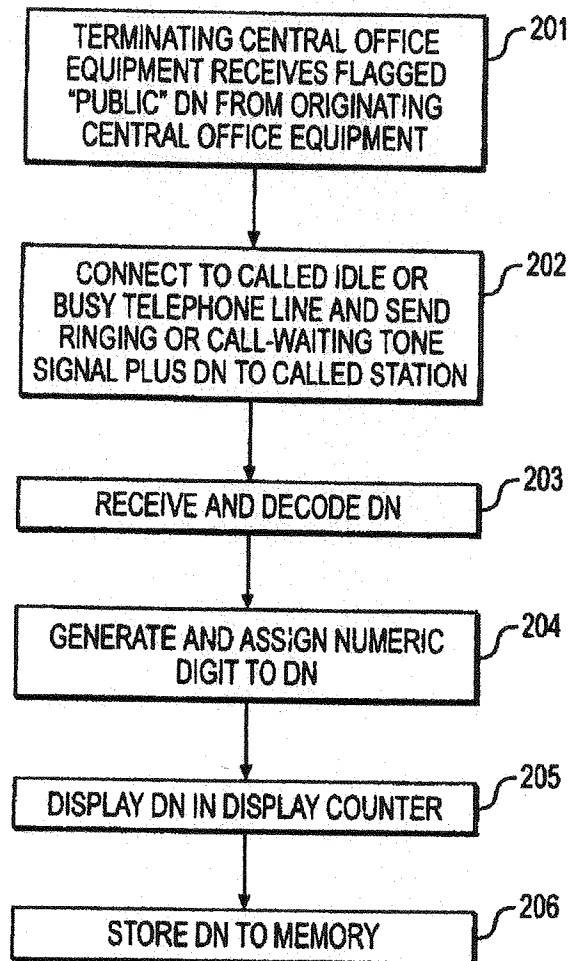
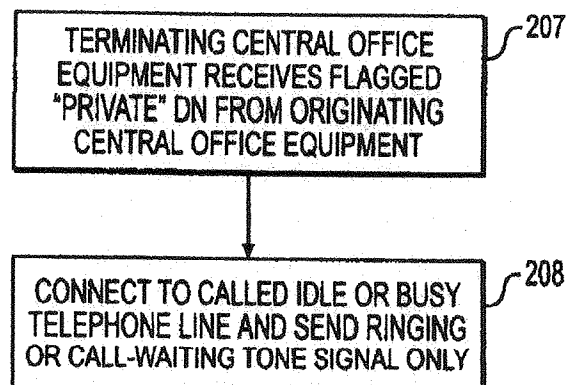


FIG. 2A



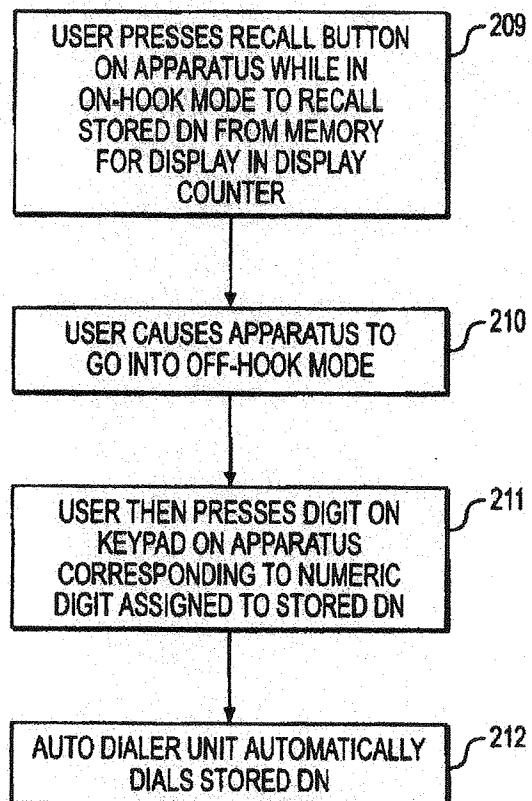
U.S. Patent

Mar. 15, 2005

Sheet 3 of 4

US 6,868,150 B1

FIG. 2B

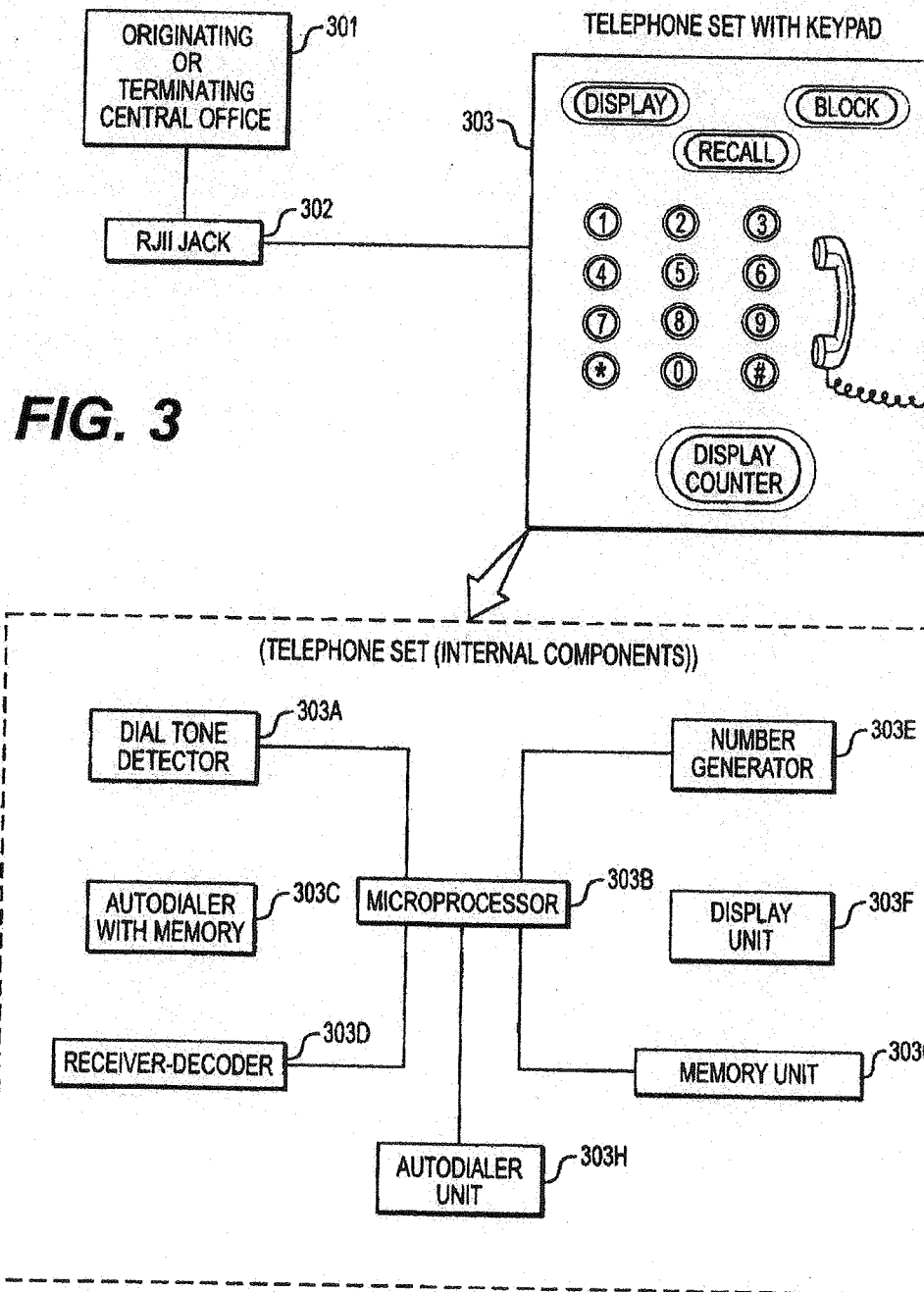


U.S. Patent

Mar. 15, 2005

Sheet 4 of 4

US 6,868,150 B1



US 6,868,150 B1

1

METHOD FOR USE WITH CALLER ID SYSTEM

This is a continuation under 37 CFR 1.53 (b) (1) of pending prior art application Ser. No. 08/614,188, filed on March 13, 1996 now U.S. Pat. No. 6,427,004 of MORRIS REESE, which is a continuation of application Ser. No. 08/093,603, filed Jul. 19, 1993 (abandoned), which is a continuation of application Ser. No. 07/691,492, filed on Apr. 25, 1991 (abandoned), which is a continuation-in-part of application Ser. No. 07/460,381, filed on Jan. 3, 1990 (abandoned).

BACKGROUND OF THE INVENTION

1. Field of the Invention

This invention relates to an apparatus, such as a pushbutton telephone or other receiving and sending equipment, for use in accessing telephone or cellular company originating central office equipment so as to allow a calling party to control the disclosure of its directory telephone number and/or name (hereinafter sometimes referred to as "directory telephone number with a corresponding name" or "DN") to a called party who subscribes to any of the Custom Local Area Signaling System (CLASS) services such as Caller ID, Automatic Recall, Who Called Me, Automatic Callback and Screening List, to name a few. The apparatus is also for use in receiving a directory telephone number and/or name of a calling third party from telephone or cellular company terminating central office equipment, displaying the received directory telephone number and/or name in a display counter, and storing the received directory telephone number and/or name in memory for later recall by the called party. In addition, the apparatus is for use in permitting the automatic or manual dialing of the stored directory telephone number to return a call. This invention also relates to a method for sending a directory telephone number and/or name of a calling party to a called station during a silent interval between ringing signals or following a call waiting tone signal after receiving at terminating central office equipment serving the called station the calling party's directory telephone number flagged as public from originating central office equipment serving the calling party, indicating that the received directory telephone number or, if applicable, directory telephone number and name of the calling party is to be disclosed at the called station.

2. Description of the Prior Art

Several Regional Bell Operating Companies are offering or planning to offer their customers Caller ID on a subscription basis. This new service discloses the calling party directory telephone number to the called party during the first long interval between ringing signals from a telephone switching office. Due to privacy considerations, most state public utility commissions are requiring their local telephone companies to offer Caller ID along with a blocking service, and for free, so as to allow the calling party to decide on a per call basis whether to disclose or block its directory telephone number to the called party. One blocking service being offered or considered by the Regional Bell Operating Companies require the calling party to dial an access code prior to and as part of the calling sequence in order to override the calling party permanent "public" status of its directory telephone number and temporarily flag the directory telephone number as "private" to indicate to the terminating central office equipment that the directory telephone number is not to be disclosed to the called party. If the access code is dialed as part of the calling sequence, the directory

2

telephone number will be disclosed to the called party. In either case, the originating central office equipment transmits the flagged "public" or "private" directory telephone number to the terminating central office equipment to which the called party telephone line is connected during call setup. If the directory telephone number is flagged "private", the terminating central office equipment connects to the called party telephone line with ringing only. However, if the directory telephone number is flagged "public", the terminating central office equipment connects to the called party telephone line with ringing and the transmission of the calling party's directory telephone number.

The invention disclosed in the Carolyn A. Doughty U.S. Pat. No. 4,582,956, issued Apr. 15, 1986, discloses a method and an apparatus for displaying at a selected station special service information during a silent interval between ringing signals from a telephone switching office. Each received character of the special service information is "temporarily stored" in a data memory of a data receiver by a program-controlled microprocessor and then exhibited in a display unit under the control of the microprocessor. The display is thus initiated during the silent interval and remains until cleared, automatically, when the called party answers the incoming call or when the calling party hangs up. Thus, in either situation, the special service information is retained in memory at the terminating central office switch and not in a memory at the called party apparatus.

SUMMARY OF THE INVENTION

The foregoing problems are solved and a technical advance is achieved by method and apparatus for accessing telephone or cellular company originating central office equipment so as to control the disclosure of a calling party's DN to a called party who subscribes to Caller ID or to any of the previously mentioned CLASS services by performing different automatic calling operations. Another technical advance is achieved by method and apparatus for receiving, displaying and storing to memory a calling party's DN sent from telephone or cellular company terminating central office equipment responsively to the calling party's flagged "public" DN received to the terminating central office equipment from originating central office equipment to which the calling party telephone line is connected. A receiver-decoder connected to a called party apparatus (telephone set or separate stand alone unit) receives and decodes signals representing the calling party's DN sent from the terminating central office equipment. A number generator connected to the apparatus generates and assigns a numeric digit(s) to each DN received to the receiver-decoder. An alphanumeric display unit connected to the apparatus displays the received DN in an LED or LCD display counter. A memory unit of the apparatus stores the received DN and the generated digit(s) to memory for later recall and display. Method and apparatus for recalling a stored DN from memory for visual display in a display counter, and for automatically or manually dialing the stored DN to return a missed call achieve still another technical advance. For example, assuming that the called party missed the incoming call and decides to return the missed call, the called party presses a recall button on the apparatus to recall the stored DN from memory for display in the LED or LCD display counter. The called party then causes the apparatus to go into an off-hook mode so as to receive dial tone from central office equipment and then presses the digit(s) assigned to the stored DN on a keypad on the apparatus, thus an autodialer unit connected to the apparatus automatically dials the stored DN.

Still yet another technical advance is achieved by method for sending to a called station during a silent interval of a

US 6,868,150 B1

3

ringing signal cycle or a call-waiting tone signal cycle a calling party's DN from terminating central office equipment responsively to the receipt of the DN from originating central office equipment indicating that the DN is to be disclosed at the called station. For example, the terminating central office equipment responds to the receipt of the calling party's "public" DN from the originating central office equipment by connecting to a voice channel of the called party busy or idle telephone line with a ringing signal or a call-waiting tone signal and then sending the DN to an apparatus at the called station during a silent interval of the ringing signal cycle or the call-waiting tone signal cycle.

In accordance with the teaching of this invention I provide a calling party with a programmable apparatus and methods of accessing telephone or cellular company originating central office equipment so as to control the disclosure of the calling party DN to a called party who subscribes to Caller ID or to any of the other CLASS services by performing different automatic calling operations. I also provide the called party with the programmable apparatus for use in receiving, displaying and storing to memory the calling party's DN sent from telephone or cellular company terminating central office equipment.

In one operation of this invention, i.e. in FIG. 1, the calling party programs the apparatus prior to going off-hook to perform a desired automatic calling operation by pressing either a display button or a block button on the apparatus, in addition to pressing a desired digit on the apparatus keypad corresponding to a stored phone number of a person to be contacted. The desired automatic calling operation begins when the calling party causes the apparatus to go into an off-hook mode. The telephone or cellular company originating central office equipment to which the calling party telephone line is connected detects the off-hook condition on the telephone line and sends dial tone. A dial tone detector of the apparatus detects the dial tone while a microprocessor of the apparatus, which is responsive to the detection of the dial tone, determines whether the display button or the block button has been activated. If neither the display button nor the block button has been activated, conventional automatic or manual dialing of the stored phone number or any other phone number prevails. Assuming that the display button and the digit corresponding to the stored phone number of the person to be contacted have, indeed, been activated, an autodialer with memory unit of the apparatus automatically dials the stored phone number. The originating central office equipment responds to the autodialed phone number by temporarily flagging the calling party permanent stored DN as "public" and automatically transmitting the flagged "public" DN to the terminating central office equipment to which the called party telephone line is connected. The terminating central office equipment responds to the receipt of the flagged "public" DN from the originating central office equipment by connecting to the called party busy or idle telephone line with ringing signals or a call-waiting tone signal and transmitting the DN to the called party apparatus during a silent interval between the ringing signals or following the call-waiting tone signal. The apparatus receives the DN, generates and assigns a numeric digit to the received DN, displays the received DN in an LED or LCD display counter and stores the received DN to memory so as to allow the called party to later recall the stored DN from the memory for display and automatic or manual dialing of the stored DN to return a missed call.

In another operation of this invention, if it is determined that the block button has been activated, the autodialer with memory unit of the apparatus automatically dials a prestored

4

access code. The access code instructs the originating central office equipment, to which the calling party is connected, to temporarily flag the calling party permanent stored DN as "private". In continuance, the microprocessor of the apparatus immediately makes a decision to determine whether the digit corresponding to the stored phone number of the person to be contacted has been activated. Assuming that the digit has been activated, the autodialer with memory unit, which is now in a pause mode, automatically dials the stored phone number. The originating central office equipment responds to the receipt of the autodialed phone number by temporarily flagging the calling party permanent stored DN as "private" and automatically transmitting the flagged "private" DN to the terminating central office equipment to which the called party telephone line is connected. The terminating central office equipment responds to the receipt of the flagged "private" DN from the originating central office equipment by connecting to the called party idle telephone line and transmitting ringing signals only, or by connecting to the called party busy telephone line and transmitting a call-waiting tone signal only.

In still another operation of this invention, if it is determined that neither the display button nor the block button has been activated, conventional automatic or manual dialing of any access code and/or phone number prevails.

In still yet another operation of this invention, if it is determined that the display button has been activated and the digit corresponding to the stored phone number of the person to be contacted has not been activated, the calling party automatically or manually dials the stored phone number or any other desired phone number of the person to be contacted.

BRIEF DESCRIPTION OF THE DRAWINGS

The invention may be better understood from the following description when read together with the drawing, in which:

FIG. 1 shows, in flow chart form, method and apparatus for accessing originating central office equipment to control the disclosure of a calling party's DN to a called party who subscribes to Caller ID service or to any other CLASS service by performing different automatic or manual calling operations;

FIG. 2 shows, in flow chart form, method for sending via a voice channel of a busy or an idle telephone line to an apparatus at a called station a DN of a calling party from terminating central office equipment, and the apparatus receiving the DN, generating and assigning a numeric digit to the received DN, displaying the received DN in a display counter, and storing the received DN to memory;

FIG. 2A shows, in flow chart form, method for sending via a voice channel of a busy or an idle telephone line to a called station ringing signals only or a call-waiting tone signal only from terminating central office equipment responsively to receiving a flagged "private" DN from originating central office equipment;

FIG. 2B shows, in flow chart form, method for automatically dialing a stored DN of a previous caller previously sent from terminating central office equipment responsively to the receipt of the DN flagged as public from originating central office equipment; and

FIG. 3 shows a simplified diagram of the principal components of an apparatus (telephone set or other receiving and sending devices) connected via telephone lines and a RJ11 jack to originating or terminating central office equipment for performing the various operations of the inventions.

US 6,868,150 B1

5

DESCRIPTION OF THE PREFERRED EMBODIMENT (S)

A first operation of the invention is illustrated in the flow chart of FIG. 1, which shows a calling party (step 101) programming its apparatus while in an on-hook mode to perform a desired automatic and/or manual calling operation by pressing either the block button or the display button on the apparatus plus a digit on the apparatus keypad corresponding to a prestored phone number of the person or entity to be contacted. The calling party (step 102) then causes the apparatus to go into an off-hook mode by either pressing a predetermined button on the apparatus or by lifting the handset on the apparatus. The originating central office equipment, prior art, responds to the off-hook condition on the calling party telephone line by sending dial tone. The dial tone detector (step 103), which is connected to the apparatus, detects the dial tone and signals the microprocessor (steps 105 and 106) which, in turn, determines whether the block button or the display button has been activated by the calling party (step 101). However, if the dial tone is not detected by the dial tone detector (step 103), it is presumed that the calling party apparatus is not connected via telephone lines to the originating central office equipment.

Assuming that the microprocessor (steps 105 and 106) determines that the block button has, indeed, been activated, the autodialer with memory unit (step 108), which is connected to the apparatus, automatically dials a prestored access code which instructs the originating central office equipment to temporarily flag the calling party permanent stored "public" DN as "private". The microprocessor (step 109) makes another decision, while the autodialer with memory unit (step 108) is in a pause mode, to determine whether the digit corresponding to the prestored phone number of the person or entity to be contacted has been activated. If it is determined that the digit has been activated, the autodialer with memory unit (step 111) is signaled to start dialing the prestored phone number. The originating central office equipment (step 112), prior art, responds to the receipt of the autodialed phone number by flagging the calling party permanent stored "public" DN as "private" and transmitting the flagged "private" DN to the terminating central office equipment to which the called party telephone line is connected.

Referring now back to the microprocessor (steps 106 and 109), if it is determined that the display button and the digit corresponding to the prestored phone number have been activated, step 111 is the same as previously described. The originating central office equipment (step 112), prior art, responds to the receipt of the autodialed phone number by flagging the calling party permanent stored DN as "public" and transmitting the flagged "public" DN to the terminating central office equipment to which the called party telephone line is connected.

Referring now back to the microprocessor (steps 105 and 106), if it is determined that neither the block button nor the display button has been activated, the calling party (step 107) is permitted to conventionally dial, either automatically and/or manually, any access code and/or phone number of choice.

Referring now back to the microprocessor (steps 105, 106 and 109), if it is determined that the display button has been activated but the digit corresponding to the prestored phone number has not been activated, the calling party (step 110) is permitted to conventionally dial, either automatically or manually, the prestored phone number or any other phone number of choice.

6

In FIG. 2, the terminating central office equipment (step 201) to which a called party telephone line is connected receives a calling party flagged "public" DN from originating central office equipment to which the calling party telephone line is connected.

The terminating central office equipment (step 202) responds to the receipt of a calling party flagged "public" DN from originating central office equipment to which the calling party telephone line is connected by connecting to a voice channel of a called party busy telephone line with a call-waiting tone signal and sending the calling party DN to an apparatus at the called station during a silent interval after the call-waiting tone signal, or by connecting to a voice channel of a called party idle telephone line with ringing signals and sending the calling party DN to an apparatus at the called station during a silent interval between the ringing signals.

A receiver-decoder (step 203), connected to the called party apparatus (telephone set or separate stand alone unit), receives and decodes signals representing the calling party DN sent from the terminating central office equipment (step 202). A number generator (step 204), connected to the apparatus, generates and assigns a numeric digit or digits to each DN received to the receiver-decoder (step 203). An alphanumeric display unit (step 205), connected to the apparatus, displays the DN and its assigned numeric digit or digits in an LED or LCD display counter. A memory unit (step 206), connected to the apparatus, stores the DN and its assigned digit or digits to memory for later recall and display.

In FIG. 2A, the terminating central office equipment (step 207) to which a called party telephone line is connected receives a calling party flagged "private" DN from originating central office equipment to which the calling party telephone line is connected. The terminating central office equipment (step 208) responds to the receipt of the flagged "private" DN from the originating central office equipment by connecting to a voice channel of the called party busy telephone line with a call-waiting tone signal only, or by connecting to a voice channel of the called party idle telephone line with ringing signals only.

In FIG. 2B, assuming that the called party missed the incoming call from the calling party and decides to return the missed call, the called party presses a recall button (step 209) on the apparatus to recall the stored DN from the memory unit (step 206 of FIG. 2) for display in the LED or LCD display counter (step 205 of FIG. 2). The called party (step 210) then causes the apparatus to go into an off-hook mode so as to receive dial tone from the originating central office equipment 301 of FIG. 3 and then presses the digit or digits assigned to the stored DN on a keypad (step 211) on the apparatus. An autodialer unit (step 212) of the apparatus responds to the digit or digits pressed on the keypad by automatically dialing the stored DN.

In FIG. 3, is shown a simple block diagram configuration of the principal components (303A, 303B, 303C, 303D, 303E, 303F, 303G and 303H) of an apparatus 303 (telephone set or separate stand alone unit 303) connected via telephone lines and a RJ11 jack 302 to originating or terminating central office equipment 301.

Dial tone detector 303A is for detecting dial tone sent from originating central office equipment 301 responsively to an off-hook condition detected on the telephone line of apparatus 303.

Autodialer with memory unit 303C is for automatically dialing a prestored access code and/or a stored phone number.

US 6,868,150 B1

7

Receiver-decoder 303D is for receiving and decoding signals representing a calling party's DN sent from terminating central office equipment 301 during a silent interval between ringing signals or following a call-waiting tone signal.

Number generator 303E is for generating and assigning a numeric digit(s) to each DN received via receiver-decoder 303D.

Display unit 303F is for displaying in an LED or LCD display counter on apparatus 303 the DN received from terminating central office equipment 301 via receiver-decoder 303D, and for displaying in the LED or LCD display counter a stored DN when recalled from memory unit 303G.

Memory unit 303G is for storing to memory for later recall, display and automatic or manual dialing of the DN received from terminating central office equipment 301 via receiver-decoder 303D.

Autodialer unit 303H is for automatically dialing the stored DN in memory unit 303G.

Recall button on apparatus 303 is for initiating the recall of the stored DN from memory unit 303G for visual display in the LED or LCD display counter on apparatus 303.

Display button, block button and keypad on apparatus 303 are for enabling programming of the apparatus 303 on a per call basis to perform a desired automatic and/or manual calling operation.

Microprocessor 303B is for interacting with and controlling the above functions or functional devices by any known technique.

Originating central office equipment 301 is responsive to the receipt of an autodialed phone number of a person to be contacted for temporarily flagging a DN of a calling party "public" or "private" and then sending the flagged "public" or "private" DN to terminating central office equipment to which the person to be contacted telephone line is connected in the manner conventional for the Caller ID process. The originating central office equipment 301 is also for sending dial tone to a telephone station of a calling party in response to an off-hook condition detected on a telephone line of the telephone station.

Terminating central office equipment 301 is responsive to the receipt of a flagged "public" DN from originating central office equipment for connecting to a voice channel of a busy telephone line of a telephone station with a call-waiting tone signal and then transmitting the DN to an apparatus 303 at the telephone station during a silent interval after the call-waiting tone signal, or for connecting to a voice channel of an idle telephone line of the telephone station with ringing signals and then transmitting the DN to an apparatus 303 at the telephone station during a silent interval between the ringing signals. Terminating central office equipment 301 is also responsive to the receipt of a flagged "private" DN from originating central office equipment for connecting to a voice channel of a busy telephone line of a telephone station with a call-waiting tone signal only, or for connecting to a voice channel of an idle telephone line of a telephone station with ringing signals only.

While the present invention has been described in connection with preferred embodiment (s) thereof, it is to be understood that additional embodiment (s), modifications and applications that will become obvious to those skilled in the art are included within the spirit and scope of the invention.

8

What is claimed is:

1. A method for sending to a called station of a first party who subscribes to a Custom Local Area Signaling System (CLASS) service including Caller Identification (Caller ID) and who is engaged in a telephone conversation with a second party a directory telephone number (DN) of a third party calling a telephone number of the first party, comprising the steps of:

- (a) receiving at a terminating central office of the first party who subscribes to said CLASS service including said Caller ID and who is engaged in the telephone conversation with the second party the third party DN flagged as public from an originating central office of the third party indicating that said DN of the third party is to be disclosed at the called station of the first party;
- (b) said terminating central office sending a call waiting (CW) tone signal to the first party; and
- (c) said terminating central office then transmitting said DN of the third party to the called station of the first party during a silent interval after said CW tone signal.

2. The method as set forth in claim 1, further comprising the steps of:

- (d) receiving by an apparatus at the called station of the first party during the silent interval after said CW tone signal said DN of the third party from said terminating central office of the first party;
- (e) generating and associating an identifier to said received DN of the third party;
- (f) displaying said received DN of the third party in a display; and
- (g) storing said received DN of the third party in memory.

3. A method as set forth in claim 2, wherein the apparatus is a pushbutton telephone or other receiving and sending equipment.

4. A method as set forth in claim 2, wherein said generated identifier is a number.

5. A method as set forth in claim 1, wherein said terminating central office is telephone company terminating central office equipment.

6. A method as set forth in claim 1, wherein said terminating central office is cellular company terminating central office equipment.

7. A method for sending to a called station of a first party who subscribes to a Custom Local Area Signaling System (CLASS) service including Caller Identification (Caller ID) and who is engaged in a telephone conversation with a second party a directory telephone number and name (DN) of a third party calling a telephone number of the first party, comprising the steps of:

- (a) receiving at a terminating central office of the first party who subscribes to said CLASS service including said Caller ID and who is engaged in the telephone conversation with the second party the third party DN flagged as public from an originating central office of the third party indicating that said DN of the third party is to be disclosed at the called station of the first party;
- (b) said terminating central office sending a call waiting (CW) tone signal to the first party; and
- (c) said terminating central office then transmitting said DN of the third party to the called station of the first party during a silent interval following said CW tone signal.

8. A method as set forth in claim 7, further comprising the steps of:

- (d) receiving by an apparatus at the called station of the first party during the silent interval following said CW

US 6,868,150 B1

9

tone signal said DN of the third party from said terminating central office of the first party and displaying said received DN of the third party in a display on the apparatus.

9. A method as set forth in claim 8, wherein the apparatus is a pushbutton telephone or other receiving and sending equipment.

10. A method as set forth in claim 8, further comprising the steps of:

(e) generating and associating a number to said received DN of the third party; and

(f) storing said received DN of the third party in memory.

11. A method as set forth in claim 7, wherein said terminating central office is telephone company terminating central office equipment.

12. A method as set forth in claim 7, wherein said terminating central office is cellular company terminating central office equipment.

13. A method for sending to a called station of a first party who is engaged in a conversation with a second party via a local switching office (LSO) a directory telephone number (DN) of a third party calling a telephone number of the first party, comprising the steps of:

(a) after receiving at said LSO said DN of the third party marked as public from an originating central office of the third party, indicating that said DN of the third party is to be disclosed at the called station of the first party, sending a call waiting tone signal to the first party;

(b) said LSO then transmitting to the called station of the first party said DN of the third party during a silent interval after the call waiting tone signal cycle; and

(c) receiving by an apparatus at the called station of the first party during the silent interval after the call waiting tone signal cycle said DN of the third party from said LSO and displaying said received DN of the third party on a display of the apparatus.

14. A method as set forth in claim 13, wherein said LSO is telephone company terminating central office equipment.

15. A method as set forth in claim 13, wherein said LSO is cellular company terminating central office equipment.

16. A method as set forth in claim 13, wherein the apparatus is a pushbutton telephone or other receiving and sending equipment.

17. A method as set forth in claim 13, further comprising the steps of:

(d) generating and associating an identifier to said received DN of the calling party; and

(e) storing said received DN of the calling party in memory.

18. A method for transmitting to a called station of a first party who subscribes to a Custom Local Area Signaling System (CLASS) service including Caller Identification (Caller ID) and who is engaged in a telephone conversation with a second party a directory telephone number (DN) of a third party calling a telephone number of the first party, comprising the steps of:

(a) receiving at a terminating central office (TCO) of the first party who subscribes to said CLASS service including said Caller ID and who is engaged in the telephone conversation with the second party the third party DN flagged as public from an originating central office of the third party;

(b) said TCO sending a call waiting tone signal to the first party; and

(c) said TCO then transmitting the third party DN to the called station of the first party.

10

19. A method as set forth in claim 18, wherein said TCO is telephone or cellular company switching office equipment.

20. A method as set forth in claim 18, wherein step (c) comprises the step of transmitting a corresponding name along with said DN of the third party.

21. A method as set forth in claim 18, wherein said TCO transmits the third party DN to the called station of the first party during a silent interval after the call waiting tone signal.

22. A method as set forth in claim 18, wherein step (c) comprises the step of connecting to a voice channel of the first party busy telephone line before said DN of the third party is transmitted to the called station of the first party.

23. A method for indicating to a first party who subscribes to a Custom Local Area Signaling System (CLASS) service including Caller Identification (Caller ID) and who is engaged in a telephone conversation with a second party an incoming call from a third party calling a telephone number of the first party comprising the steps of:

(a) receiving at a terminating central office (TCO) of the first party who subscribes to said CLASS service including said Caller ID and who is engaged in the telephone conversation with the second party the third party directory telephone number (DN) flagged as private from an originating central office of the third party, indicating that said DN of the third party is not to be disclosed at the first party called station; and

(b) said TCO then sending a call waiting (CW) tone signal to the first party, said CW tone signal indicates to the first party the incoming call from the third party.

24. A method as set forth in claim 23, wherein said TCO is telephone or cellular company switching office equipment.

25. A method for transmitting to a called station of a first party who subscribes to a Custom Local Area Signaling System (CLASS) service including Caller Identification (Caller ID) and who is engaged in a telephone conversation with a second party a directory telephone number (DN) of a third party calling a telephone number of the first party, comprising the steps of:

(a) receiving at a terminating central office (TCO) of the first party who subscribes to said CLASS service including said Caller ID and who is engaged in the telephone conversation with the second party the third party DN flagged as public from an originating central office of the third party, indicating that said DN is to be disclosed at the called station of the first party;

(b) said TCO sending a call waiting tone signal to the first party; and

(c) said TCO then transmitting said DN of the third party to the called station of the first party.

26. A method as set forth in claim 25, wherein step (c) comprises the step of transmitting a name along with said DN of the third party to the called station of the first party.

27. A method as set forth in claim 25, wherein said TCO is telephone or cellular company switching office equipment.

28. A method as set forth in claim 25, wherein said DN of the third party is transmitted to the called station of the first party during a call waiting tone signal cycle silent interval.

29. A method as set forth in claim 25, further comprising the steps of:

(d) receiving by an apparatus of the first party said DN of the third party from said TCO and displaying said received DN in a display on the apparatus;

US 6,868,150 B1

11

- (e) generating and associating a number to said received DN of the third party; and
- (f) storing said received DN of the third party in memory.
30. A method as set forth in claim 25, wherein step (c) comprises the step of connecting to a voice channel of the first party busy telephone line before said DN of the third party is transmitted to the called station of the first party.
31. A method as set forth in claim 25, wherein said TCO transmits the third party DN to the called station of the first party during the call waiting tone signal cycle silent interval.
32. A method for sending a call waiting (CW) tone signal only to a first party who subscribes to a Custom Local Area Signaling System (CLASS) service including Caller Identification (Caller ID) and who is engaged in a telephone conversation with a second party, comprising the steps of:
- (a) receiving at a terminating central office (TCO) of the first party who subscribes to said CLASS service including said Caller ID and who is engaged in the telephone conversation with the second party a calling third party directory telephone number (DN) flagged as private from an originating central office of the calling third party indicating that said received DN of the calling third party is not to be disclosed at the first party called station; and
 - (b) said TCO then sending said CW tone to the first party.
33. A method as set forth in claim 32, wherein said TCO is telephone or cellular company switching office equipment.
34. A method for receiving at a busy telephone station during a call waiting tone signal cycle silent interval an incoming caller directory telephone number with a corresponding name (DN) from a terminating central office (TCO), comprising the steps of:
- (a) receiving at the busy telephone station during the call waiting tone signal cycle silent interval the incoming caller DN from said TCO and displaying said received DN of the incoming caller in a display;
 - (b) generating and associating a number to said received DN; and
 - (c) storing said received DN of the incoming caller in memory.
35. A method as set forth in claim 34, wherein the incoming caller is a third party (call waiting caller) calling a telephone number of a first party who subscribes to a Custom Local Area Signaling System (CLASS) service including Caller Identification (Caller ID) and who is engaged in a telephone conversation with a second party.
36. A method of providing to a first party who is already engaged in a conversation with a second party identifying information related to a third party who wishes to converse with the first party, comprising the steps of:
- (a) after receiving at a local switching office (LSO) serving the first party said identifying information marked as public from an originating central office of the third party, indicating that said identifying information related to the third party is to be disclosed at the first party called station, sending a call waiting tone signal to the first party;
 - (b) said LSO then transmitting to said called station of the first party said identifying information related to the third party; and
 - (c) receiving by an apparatus at said called station of the first party said identifying information related to the

12

- third party from said LSO and displaying said received identifying information related to the third party on a display on the apparatus.
37. The method of claim 36, further comprising the steps of:
- (d) generating an identifier and associating said generated identifier to said received identifying information; and
 - (e) storing said received identifying information in memory.
38. A method as set forth in claim 37, wherein step (e) comprises the step of storing said generated identifier in said memory along with said received identifying information related to the third party.
39. A method as set forth in claim 36, wherein said identifying information related to the third party is transmitted to said called station of the first party during the call waiting tone signal cycle silent interval.
40. A method as set forth in claim 36, wherein said identifying information related to the third party is received by the first party apparatus during the call waiting tone signal cycle silent interval.
41. A method as set forth in claim 36, wherein said identifying information related to the third party is transmitted to the first party only if said identifying information is received at telephone or cellular company terminating central office equipment of the first party flagged as public from telephone or cellular company originating central office equipment of the third party, indicating that said identifying information is to be disclosed at said called station of the first party.
42. A method as set forth in claim 36, wherein said identifying information is a directory telephone number of the third party.
43. A method as set forth in claim 36, wherein said identifying information is a directory telephone number and name of the third party.
44. A method as set forth in claim 36, wherein said identifying information is a directory name of the third party.
45. A method as set forth in claim 36, wherein said identifying information related to the third party is transmitted to said called station of the first party who subscribes to a CLASS service including Caller ID and who is engaged in an existing ongoing telephone conversation with a second party.
46. The method of claim 36, further comprising the steps of:
- (d) the first party apparatus generating an identifier; and
 - (e) the first party apparatus storing said received identifying information in memory.
47. A method as set forth in claim 46, wherein step (d) comprises the step of the first party apparatus associating said generated identifier to said received identifying information.
48. A method as set forth in claim 46, wherein said generated identifier is a number, figure or digit which identifies and sets apart said received identifying information from other received identifying information.
49. A method as set forth in claim 46, further comprises the step of the first party apparatus recalling said stored identifying information from said memory and displaying said recalled identifying information in a display if a user presses a recall button on the first party apparatus.

* * * * *

**UNITED STATES DISTRICT COURT
CENTRAL DISTRICT OF CALIFORNIA**

NOTICE OF ASSIGNMENT TO UNITED STATES MAGISTRATE JUDGE FOR DISCOVERY

This case has been assigned to District Judge George King and the assigned discovery Magistrate Judge is Stephen J. Hillman.

The case number on all documents filed with the Court should read as follows:

CV13- 5199 GHK (SHx)

Pursuant to General Order 05-07 of the United States District Court for the Central District of California, the Magistrate Judge has been designated to hear discovery related motions.

All discovery related motions should be noticed on the calendar of the Magistrate Judge

NOTICE TO COUNSEL

A copy of this notice must be served with the summons and complaint on all defendants (if a removal action is filed, a copy of this notice must be served on all plaintiffs).

Subsequent documents must be filed at the following location:

☒ **Western Division**
312 N. Spring St., Rm. G-8
Los Angeles, CA 90012

☐ **Southern Division**
411 West Fourth St., Rm. 1-053
Santa Ana, CA 92701-4516

☐ **Eastern Division**
3470 Twelfth St., Rm. 134
Riverside, CA 92501

Failure to file at the proper location will result in your documents being returned to you.

I. (a) PLAINTIFFS (Check box if you are representing yourself ☒)

MORRIS REESE

DEFENDANTS (Check box if you are representing yourself ☐)

T-MOBILE USA, INC.

(b) Attorneys (Firm Name, Address and Telephone Number. If you are representing yourself, provide same.)

1134 COUNTRY VALLEY ROAD
WESTLAKE VILLAGE, CA 91362

(b) Attorneys (Firm Name, Address and Telephone Number. If you are representing yourself, provide same.)

II. BASIS OF JURISDICTION (Place an X in one box only.)

- ☐ 1. U.S. Government Plaintiff
- ☒ 3. Federal Question (U.S. Government Not a Party)
- ☐ 2. U.S. Government Defendant
- ☐ 4. Diversity (Indicate Citizenship of Parties in Item III)

III. CITIZENSHIP OF PRINCIPAL PARTIES—For Diversity Cases Only (Place an X in one box for plaintiff and one for defendant)

- | | PTF | DEF | | PTF | DEF |
|---|----------------------------|----------------------------|---|----------------------------|----------------------------|
| Citizen of This State | <input type="checkbox"/> 1 | <input type="checkbox"/> 1 | Incorporated or Principal Place of Business in this State | <input type="checkbox"/> 4 | <input type="checkbox"/> 4 |
| Citizen of Another State | <input type="checkbox"/> 2 | <input type="checkbox"/> 2 | Incorporated and Principal Place of Business in Another State | <input type="checkbox"/> 5 | <input type="checkbox"/> 5 |
| Citizen or Subject of a Foreign Country | <input type="checkbox"/> 3 | <input type="checkbox"/> 3 | Foreign Nation | <input type="checkbox"/> 6 | <input type="checkbox"/> 6 |

IV. ORIGIN (Place an X in one box only.)

- ☒ 1. Original Proceeding
- ☐ 2. Removed from State Court
- ☐ 3. Remanded from Appellate Court
- ☐ 4. Reinstated or Reopened
- ☐ 5. Transferred from Another District (Specify)
- ☐ 6. Multi-District Litigation

V. REQUESTED IN COMPLAINT: JURY DEMAND: ☒ Yes ☐ No (Check "Yes" only if demanded in complaint.)**CLASS ACTION** under F.R.Cv.P. 23: ☐ Yes ☒ No☐ **MONEY DEMANDED IN COMPLAINT:** \$**VI. CAUSE OF ACTION** (Cite the U.S. Civil Statute under which you are filing and write a brief statement of cause. Do not cite jurisdictional statutes unless diversity.)
35 u. s. c. SECTION 1 ET. SEQ. - PATENT INFRINGEMENT**VII. NATURE OF SUIT** (Place an X in one box only.)

OTHER STATUTES	CONTRACT	REAL PROPERTY CONT.	IMMIGRATION	PRISONER PETITIONS	PROPERTY RIGHTS
<input type="checkbox"/> 375 False Claims Act	<input type="checkbox"/> 110 Insurance	<input type="checkbox"/> 240 Torts to Land	<input type="checkbox"/> 462 Naturalization Application	<input type="checkbox"/> Habeas Corpus: 463 Alien Detainee	<input type="checkbox"/> 820 Copyrights
<input type="checkbox"/> 400 State Reapportionment	<input type="checkbox"/> 120 Marine	<input type="checkbox"/> 245 Tort Product Liability	<input type="checkbox"/> 465 Other Immigration Actions	<input type="checkbox"/> 510 Motions to Vacate Sentence	<input checked="" type="checkbox"/> 830 Patent
<input type="checkbox"/> 410 Antitrust	<input type="checkbox"/> 130 Miller Act	<input type="checkbox"/> 290 All Other Real Property		<input type="checkbox"/> 530 General	<input type="checkbox"/> 840 Trademark
<input type="checkbox"/> 430 Banks and Banking	<input type="checkbox"/> 140 Negotiable Instrument		TORTS	<input type="checkbox"/> 535 Death Penalty	SOCIAL SECURITY
<input type="checkbox"/> 450 Commerce/ICC Rates/Etc.	<input type="checkbox"/> 150 Recovery of Overpayment & Enforcement of Judgment	PERSONAL INJURY	PERSONAL PROPERTY	Other:	<input type="checkbox"/> 861 HIA (1395ff)
<input type="checkbox"/> 460 Deportation	<input type="checkbox"/> 151 Medicare Act	<input type="checkbox"/> 310 Airplane	<input type="checkbox"/> 370 Other Fraud	<input type="checkbox"/> 540 Mandamus/Other	<input type="checkbox"/> 862 Black Lung (923)
<input type="checkbox"/> 470 Racketeer Influenced & Corrupt Org.	<input type="checkbox"/> 152 Recovery of Defaulted Student Loan (Excl. Vet.)	<input type="checkbox"/> 315 Airplane Product Liability	<input type="checkbox"/> 371 Truth in Lending	<input type="checkbox"/> 550 Civil Rights	<input type="checkbox"/> 863 DIWC/DIWW (405 (g))
<input type="checkbox"/> 480 Consumer Credit	<input type="checkbox"/> 153 Recovery of Overpayment of Vet. Benefits	<input type="checkbox"/> 320 Assault, Libel & Slander	<input type="checkbox"/> 380 Other Personal Property Damage	<input type="checkbox"/> 555 Prison Condition	<input type="checkbox"/> 864 SSID Title XVI
<input type="checkbox"/> 490 Cable/Sat TV	<input type="checkbox"/> 160 Stockholders' Suits	<input type="checkbox"/> 330 Fed. Employers' Liability	<input type="checkbox"/> 385 Property Damage Product Liability	<input type="checkbox"/> 560 Civil Detainee Conditions of Confinement	<input type="checkbox"/> 865 RSI (405 (g))
<input type="checkbox"/> 850 Securities/Commodities/Exchange	<input type="checkbox"/> 190 Other Contract	<input type="checkbox"/> 340 Marine	BANKRUPTCY	FORFEITURE/PENALTY	FEDERAL TAX SUITS
<input type="checkbox"/> 890 Other Statutory Actions	<input type="checkbox"/> 195 Contract Product Liability	<input type="checkbox"/> 345 Marine Product Liability	<input type="checkbox"/> 422 Appeal 28 USC 158	<input type="checkbox"/> 625 Drug Related Seizure of Property 21 USC 881	<input type="checkbox"/> 870 Taxes (U.S. Plaintiff or Defendant)
<input type="checkbox"/> 891 Agricultural Acts	<input type="checkbox"/> 196 Franchise	<input type="checkbox"/> 350 Motor Vehicle	<input type="checkbox"/> 423 Withdrawal 28 USC 157	<input type="checkbox"/> 690 Other	<input type="checkbox"/> 871 IRS-Third Party 26 USC 7609
<input type="checkbox"/> 893 Environmental Matters	REAL PROPERTY	<input type="checkbox"/> 355 Motor Vehicle Product Liability	CIVIL RIGHTS	LABOR	
<input type="checkbox"/> 895 Freedom of Info. Act	<input type="checkbox"/> 210 Land Condemnation	<input type="checkbox"/> 360 Other Personal Injury	<input type="checkbox"/> 440 Other Civil Rights	<input type="checkbox"/> 710 Fair Labor Standards Act	
<input type="checkbox"/> 896 Arbitration	<input type="checkbox"/> 220 Foreclosure	<input type="checkbox"/> 362 Personal Injury-Med Malpractice	<input type="checkbox"/> 441 Voting	<input type="checkbox"/> 720 Labor/Mgmt. Relations	
<input type="checkbox"/> 899 Admin. Procedures Act/Review of Appeal of Agency Decision	<input type="checkbox"/> 230 Rent Lease & Ejectment	<input type="checkbox"/> 365 Personal Injury-Product Liability	<input type="checkbox"/> 442 Employment	<input type="checkbox"/> 740 Railway Labor Act	
<input type="checkbox"/> 950 Constitutionality of State Statutes		<input type="checkbox"/> 367 Health Care/Pharmaceutical Personal Injury Product Liability	<input type="checkbox"/> 443 Housing/Accommodations	<input type="checkbox"/> 751 Family and Medical Leave Act	
		<input type="checkbox"/> 368 Asbestos Personal Injury Product Liability	<input type="checkbox"/> 445 American with Disabilities-Employment	<input type="checkbox"/> 790 Other Labor Litigation	
			<input type="checkbox"/> 446 American with Disabilities-Other	<input type="checkbox"/> 791 Employee Ret. Inc. Security Act	
			<input type="checkbox"/> 448 Education		

FOR OFFICE USE ONLY: Case Number:

CV13-05199

AFTER COMPLETING PAGE 1 OF FORM CV-71, COMPLETE THE INFORMATION REQUESTED ON PAGE 2.

CIVIL COVER SHEET

VIII(a). IDENTICAL CASES: Has this action been previously filed in this court and dismissed, remanded or closed? ☒ NO ☐ YES

If yes, list case number(s): _____

VIII(b). RELATED CASES: Have any cases been previously filed in this court that are related to the present case? ☐ NO ☒ YES

If yes, list case number(s): 2:13-CV-03811-ODW-PLA

Civil cases are deemed related if a previously filed case and the present case:

(Check all boxes that apply)

- ☒ A. Arise from the same or closely related transactions, happenings, or events; or
- ☒ B. Call for determination of the same or substantially related or similar questions of law and fact; or
- ☒ C. For other reasons would entail substantial duplication of labor if heard by different judges; or
- ☒ D. Involve the same patent, trademark or copyright, and one of the factors identified above in a, b or c also is present.

IX. VENUE: (When completing the following information, use an additional sheet if necessary.)

(a) List the County in this District; California County outside of this District; State if other than California; or Foreign Country, in which **EACH** named plaintiff resides.

☐ Check here if the government, its agencies or employees is a named plaintiff. If this box is checked, go to item (b).

County in this District:*	California County outside of this District; State, if other than California; or Foreign Country
VENTURA	

(b) List the County in this District; California County outside of this District; State if other than California; or Foreign Country, in which **EACH** named defendant resides.

☐ Check here if the government, its agencies or employees is a named defendant. If this box is checked, go to item (c).

County in this District:*	California County outside of this District; State, if other than California; or Foreign Country
VENTURA	LOS ANGELES

(c) List the County in this District; California County outside of this District; State if other than California; or Foreign Country, in which **EACH** claim arose.

NOTE: In land condemnation cases, use the location of the tract of land involved.

County in this District:*	California County outside of this District; State, if other than California; or Foreign Country
VENTURA	LOS ANGELES

*Los Angeles, Orange, San Bernardino, Riverside, Ventura, Santa Barbara, or San Luis Obispo Counties

Note: In land condemnation cases, use the location of the tract of land involved.

X. SIGNATURE OF ATTORNEY (OR SELF-REPRESENTED LITIGANT): Maria Neri DATE: 7-18-2013

Notice to Counsel/Parties: The CV-71 (JS-44) Civil Cover Sheet and the information contained herein neither replace nor supplement the filing and service of pleadings or other papers as required by law. This form, approved by the Judicial Conference of the United States in September 1974, is required pursuant to Local Rule 3-1 is not filed but is used by the Clerk of the Court for the purpose of statistics, venue and initiating the civil docket sheet. (For more detailed instructions, see separate instructions sheet).

Key to Statistical codes relating to Social Security Cases:

Nature of Suit Code Abbreviation

Substantive Statement of Cause of Action

861	HIA	All claims for health insurance benefits (Medicare) under Title 18, Part A, of the Social Security Act, as amended. Also, include claims by hospitals, skilled nursing facilities, etc., for certification as providers of services under the program. (42 U.S.C. 1935FF(b))
862	BL	All claims for "Black Lung" benefits under Title 4, Part B, of the Federal Coal Mine Health and Safety Act of 1969. (30 U.S.C. 923)
863	DIWC	All claims filed by insured workers for disability insurance benefits under Title 2 of the Social Security Act, as amended; plus all claims filed for child's insurance benefits based on disability. (42 U.S.C. 405 (g))
863	DIWW	All claims filed for widows or widowers insurance benefits based on disability under Title 2 of the Social Security Act, as amended. (42 U.S.C. 405 (g))
864	SSID	All claims for supplemental security income payments based upon disability filed under Title 16 of the Social Security Act, as amended.
865	RSI	All claims for retirement (old age) and survivors benefits under Title 2 of the Social Security Act, as amended. (42 U.S.C. 405 (g))