

David W. Axelrod, OSB # 750231
E-mail: *daxelrod@schwabe.com*
Schwabe, Williamson & Wyatt, P.C.
Pacwest Center
1211 SW 5th Ave., Suite 1600
Portland, OR 97204
Tel.: (503) 222-9981
Fax: (503) 796-2900

Tigran Guledjian, Cal. Bar # 207613, *pro hac vice pending*
E-mail: *tigranguledjian@quinnemanuel.com*
Quinn Emanuel Urquhart & Sullivan, LLP
865 South Figueroa Street, 10th Floor
Los Angeles, CA 90017
Tel.: (213) 443-3000
Fax: (213) 443-3100

Attorneys for Plaintiffs Seiko Epson Corporation,
Epson America, Inc., and Epson Portland Inc.

IN THE UNITED STATES DISTRICT COURT
FOR THE DISTRICT OF OREGON
PORTLAND DIVISION

SEIKO EPSON CORPORATION,
a Japan corporation; **EPSON AMERICA,**
INC., a California corporation; and **EPSON**
PORTLAND INC., an Oregon corporation,

Plaintiffs,

v.

OW SUPPLIES CORP., a California
corporation, and **SMART AND EAZY**
CORP., a California corporation

Defendants.

Civil No. 3:17-cv-00363

COMPLAINT FOR:
PATENT INFRINGEMENT
DEMAND FOR JURY TRIAL

Plaintiffs Seiko Epson Corporation, Epson America, Inc., and Epson Portland Inc., for their Complaint herein, allege as follows

NATURE OF THE ACTION

1. This is an action for patent infringement arising under the patent laws of the United States, 35 U.S.C. § 1 *et. seq.*

RELATED ACTIONS

2. This action is related to two actions that are being concurrently filed, captioned as follows:

- a. *Seiko Epson Corporation, et al. v. Ta Trix USA Inc.*, Civil No. ____-cv-____ (D. Or.); and
- b. *Seiko Epson Corporation, et al. v. Gaea Supplies Corporation*, Civil No. ____-cv-____ (D. Or.).

The same patents that are asserted in the above two cases are asserted in this Complaint against infringing products that, from a patent analysis perspective, are the same in each of the cases.

3. This action is also related to four recently filed actions captioned as follows:

- a. *Seiko Epson Corporation, et al. v. Nano Business & Technology, Inc.*, Civil No. 3:16-cv-02211-YY (D. Or.), filed on November 22, 2016 and currently assigned to Magistrate Judge Youlee Yim You;
- b. *Seiko Epson Corporation, et al. v. HT Tech, Inc. and HT Imaging Inc.*, Civil No. 3:16-cv-2321-YY (D. Or.) filed December 14, 2016 and currently assigned to Magistrate Judge Youlee Yim You;

- c. *Seiko Epson Corporation, et al. v. Inkjet2U LLP*, Civil No. 3:16-cv-2322-YY (D. Or.) filed on December 14, 2016 and currently assigned to Magistrate Judge Youlee Yim You; and
- d. *Seiko Epson Corporation, et al. v. Shoppers Smart LLC, Houses Investing, LLLP and Houses Investing Of Florida, Corp.*, Civil No. 3:16-cv-2324-YY (D. Or.) filed on December 14, 2016 and currently assigned to Magistrate Judge Youlee Yim You.

The same patents that are asserted in the foregoing cases are asserted in this Complaint against infringing products that, from a patent analysis perspective, are the same in each of the cases.

4. This action is also related to five legal proceedings, all of which were pending before this Court and were assigned to the Honorable Anna J. Brown. All five proceedings were concluded by settlement, entry of consent orders and/or by entry of defaults and default judgments, with the last of the proceedings concluding on June 15, 2012 when the cases were closed by the Court. One of the two patents (the '917 patent, discussed below) asserted in this case was litigated in each of the five related proceedings against the same or overlapping groups of products that are accused of infringement in this action. The five related proceedings are as follows:

- a. *Seiko Epson Corporation, et al. v. Glory South Software Manufacturing Inc., et al.*, Civil No. 06-236-BR (D. Or.), closed June 15, 2012;
- b. *Seiko Epson Corporation, et al. v. Glory South Software Manufacturing Inc., et al.*, Civil No. 06-477-BR (D. Or.), closed June 15, 2012;
- c. *Seiko Epson Corporation, et al. v. Abacus 24-7 LLC, et al.*, Civil No. 09-477-BR (D. Or.), closed June 15, 2012;

- d. *Seiko Epson Corporation, et al. v. E-Babylon, Inc., et al.*, Civil No. 07-896-BR (D. Or.), closed February 27, 2012; and
- e. *Seiko Epson Corporation, et al. v. Inkjetmadness.com, Inc., et al.*, Civil No. 08-452-BR (D. Or.), closed February 27, 2012.

5. In addition, this action is related to *In the Matter of CERTAIN INK CARTRIDGES AND COMPONENTS THEREOF*, Investigation No. 337-TA-946, United States International Trade Commission, Washington, D.C. ("ITC"), which has been adjudicated by the ITC in a final determination (Commission Opinion, May 26, 2016) (the "337-TA-946 ITC Investigation") and in which the Commission issued a General Exclusion Order and certain Cease and Desist Orders. The other of the two patents (the '749 patent, discussed below) asserted in this case was litigated in the 337-TA-946 ITC Investigation against the same or overlapping groups of products that are accused of infringement in this action.

6. Lastly, this action is related to *In the Matter of CERTAIN INK CARTRIDGES AND COMPONENTS THEREOF*, Investigation No. 337-TA-565, United States International Trade Commission, Washington, D.C., which has been adjudicated by the ITC in a final determination (Commission Opinion, October 19, 2007) (the "337-TA-565 ITC Investigation") in which the Commission issued a General Exclusion Order, a Limited Exclusion Order and certain Cease and Desist Orders. The ITC's final determination was upheld in its entirety in a *per curiam* judgment by the Federal Circuit and on June 1, 2009 the United States Supreme Court denied a Petition for Writ of *Certiorari* for review of the Federal Circuit decision. The '917 patent asserted in this case was litigated in the 337-TA-565 ITC Investigation against the same or overlapping groups of products that are accused of infringement in this action.

THE PARTIES

7. Plaintiff Seiko Epson Corporation ("Seiko Epson") is a corporation organized and existing under the laws of Japan. Its principal place of business is located at 3-3-5 Owa Suwa-Shi Nagano-Ken, 392-8502, Japan.

8. Plaintiff Epson America, Inc. ("Epson America") is a corporation organized and existing under the laws of the State of California. Its principal place of business is located at 3840 Kilroy Airport Way, Long Beach, California 90806. As the North American sales, marketing and customer service affiliate of Seiko Epson, Epson America is the exclusive licensee of the Epson Patents described below for distributing in the United States Epson ink cartridges that embody the inventions contained in the Epson Patents, including cartridges manufactured by Epson Portland Inc.

9. Plaintiff Epson Portland Inc. ("Epson Portland") is a corporation organized and existing under the laws of the State of Oregon. Its principal place of business is located at 3950 NW Aloclek Place, Hillsboro, Oregon 97124. Epson Portland is the exclusive licensee of the Epson Patents described below for manufacturing in the United States Epson ink cartridges that embody the inventions contained in the Epson Patents. Seiko Epson, Epson America and Epson Portland are sometimes referred to collectively herein as "Epson" or "Plaintiffs."

10. Plaintiffs produce and sell ink cartridges that operate with Epson ink jet printers utilizing Epson's patented technology and designs in the United States and in this judicial district.

11. On information and belief, defendant OW Supplies Corp. ("OWS") is a corporation organized and existing under the laws of the State of California. Based on information and belief, and according to OWS's filings with the California Secretary of State, OWS's primary and principal place of business is located at 3551 Philadelphia Street, Chino, California, 91710. The agent for service of process for OWS is Yao Li and the address for service of process is 3551 Philadelphia

Street, Chino, California, 91710, the same address as the primary and principal place of business. Yao Li is also identified as the Chief Executive Officer, Secretary, Chief Financial Officer and the sole Director of OWS in OWS's Secretary of State filings filed on December 22, 2014. Yao Li is also identified as the Chief Executive Officer of OWS in OWS's Secretary of State filings filed on January 29, 2016.

12. On information and belief, defendant Smart and Eazy Corp ("Smart and Eazy") is a corporation organized and existing under the laws of the State of California. Based on information and belief, and according to Smart and Eazy's filings with the California Secretary of State, Smart and Eazy's primary and principal place of business is also located at 3551 Philadelphia Street, Chino, California 91710. On information and belief, this is the same address as for defendant OWS. The agent for service of process for Smart and Eazy, according to the California Secretary of State is Jie Zhao, who is also identified as the Chief Executive Officer, Secretary, Chief Financial Officer, President, and sole Director of Smart and Eazy in Smart and Eazy's Secretary of State filings filed on March 10, 2014. Jie Zhao is also identified as the President of Smart and Eazy in Smart and Eazy's Secretary of State filings filed on January 10, 2017. The address for service of process on Smart and Eazy, according to the California Secretary of State is 3551 Philadelphia Street, Chino, California 91710. On information and belief, OWS and Smart and Eazy are related entities, including by ownership and/or control, and jointly run the two businesses, including by jointly operating the websites, on-line stores, sales listings, and other infringing acts complained of herein.

13. OWS and Smart and Eazy are collectively referred to herein as "Defendants."

14. On information and belief, Defendants do business online through at least their online store located at www.smartandeasy.com and/or listings on Amazon using at least the online seller names "Office and Warehouse Supplies" and "Awesometoner" and their logos are shown here:



Directly through the www.smartandeasy.com website and through Amazon, Defendants offer for sale and sell ink cartridges that infringe the Epson patents as complained of herein. For example, in the annotated screen capture below of an Amazon.com listing, visited December 16, 2016, Defendants offer for sale infringing ink cartridges for Epson printers and describe the infringing ink cartridges as "Epson 5 packs compatible ink cartridges for T1261-T1264 WorkForce 520 630 633 635" and that these infringing ink cartridges are shipped and sold by "Office and Warehouse Supplies."

Amazon.com: EPSON 5 packs compatible ink cartridges for T1261-T1264 WorkForce 520 630 633 635: Office Products

12/16/16, 7:33 PM

Try Prime **Office And Warehouse Supplies**

Departments ▾ Browsing History ▾ Brian's Amazon.com Hello, Brian Account & Lists ▾ Orders Try Prime ▾ 0 Cart

Office Products Office Deals Printers Ink & Toner Office Electronics School Supplies Fine Writing School Lists Pens & Writing Calendars & Planners

◀ Back to search results for "epson T273"

EPSON
EPSON 5 packs compatible ink cartridges for T1261-T1264 WorkForce 520 630 633 635
 8 customer reviews

Price: **\$4.94** + \$1.00 shipping

In Stock.

Arrives before Christmas. Choose delivery option in checkout.

Get it as soon as Wednesday, Dec. 21 when you choose **Two-Day Shipping** at checkout.

Ships from and sold by Office And Warehouse Supplies.

Size: 1 Set + 1 Black

Share

Qty: 1

\$4.94 + \$1.00 shipping
In Stock. Sold by Office And Warehouse Supplies

Add to Cart

Turn on 1-Click ordering for this browser

Ship to:
 Brian Feitz- Foothill Ranch - 92610

On information and belief, most sales by Defendants are of generic (unbranded) infringing ink cartridges.

15. Numerous purchases of infringing ink cartridges were made by Epson from Defendants' "Office and Warehouse Supplies" and "Awesometoner" online listings discussed above. The infringing ink cartridges were shipped by Defendants to Epson from Defendants' 3551 Philadelphia Street, Chino, California 91710 address, the same address identified above in paragraphs 11 and 12.

16. On February 18, 2016, the United States International Trade Commission ("ITC") issued a Seizure and Forfeiture Order in the 337-TA-565 ITC Investigation, discussed in paragraph 6 above, against Defendants, ordering that:

Ink Cartridges and Components Thereof that are imported in violation of the general exclusion order issued in the above-captioned investigation are to be seized and forfeited to the United States, if imported by the following firm: OW Supplies Corp., 2300 Peck Rd., City of Industry, California 90601, or any affiliated companies, parents, subsidiaries, or other related business entities, or any of their successors or assigns.

On information and belief, "OW Supplies Corp." referenced in the Seizure and Forfeiture Order is the same company as defendant OWS named herein and that the address identified in the Seizure and Forfeiture Order is a prior address for Defendants. The foregoing Seizure and Forfeiture Order, by its terms, was issued by the ITC after the United States Bureau of Customs and Border Protection ("Customs") had informed the ITC that Defendants had attempted to import infringing ink cartridges covered by the 337-TA-565 general exclusion order and that Customs had denied such entry of the infringing ink cartridges and informed Defendants of the 337-TA-565 general exclusion order and also informed Defendants that any further attempt to import infringing ink cartridges covered by the 337-TA-565 general exclusion order would result in seizure and forfeiture. On information and belief, despite Customs' notice and despite the ITC's Seizure and Forfeiture Order, and with full knowledge of the same and of at least the '917 patent complained of herein (which is one of the

patents covered by the 337-TA-565 general exclusion order) including knowledge of its infringement of at least the '917 patent, Defendants continue to import infringing ink cartridges into the United States and sell them on Amazon, their own websites identified in paragraphs 14 and 15 above, and elsewhere. For at least these reasons, and others, Defendants' importation, offers to sell, and sale of infringing ink cartridges complained of herein is willful. A copy of the ITC's Seizure and Forfeiture Order is attached hereto as Exhibit A.

JURISDICTION AND VENUE

17. The causes of action herein for patent infringement arise under the patent laws of the United States, 35 U.S.C. § 271. This Court has subject matter jurisdiction over the claims for patent infringement pursuant to 28 U.S.C. §§ 1331 and 1338(a). This Court has personal jurisdiction of the Defendants at least because Defendants have committed acts of direct and indirect patent infringement in this judicial district and reside in this judicial district. Venue is proper in this district under 28 U.S.C. §§ 1391(b), (c) and 1400(b).

FIRST CLAIM FOR RELIEF

(Patent Infringement—35 U.S.C. § 271)

INFRINGEMENT OF U.S. PATENT NO. 6,502,917

18. Epson incorporates by reference each and every allegation contained in Paragraphs 1 through 17 as though fully set forth at length here.

19. Epson owns all right, title, and interest in, including the right to sue thereon and the right to recover for infringement thereof, United States Patent No. 6,502,917, which was duly and legally issued to Seiko Epson by the United States Patent and Trademark Office on January 7, 2003. Attached as Exhibit B to this Complaint is a true and correct copy of the 6,502,917 patent. On February 3, 2009, reexamination certificate 6,502,917 C1 was duly and legally issued to Seiko Epson

by the United States Patent and Trademark Office. Attached as Exhibit C to this Complaint is a true and correct copy of the reexamination certificate of the '917 patent. The original patent and the reexamination certificate are collectively referred to herein as the "'917 patent." The '917 patent relates generally to ink cartridges for printers.

20. The '917 patent is valid and enforceable.

21. On information and belief after conducting a reasonable investigation, Defendants have infringed and are infringing the '917 patent, as defined by numerous claims of the patent in violation of 35 U.S.C. § 271(a) by making, using, importing, offering to sell, and selling in this judicial district and elsewhere aftermarket ink cartridges that operate with Epson ink jet printers, including but not limited to ink cartridges having model nos. 200XL-1, 200XL-2, 200XL-3, 200XL-4, 126-1, 126-2, 126-3, 126-4, and 781, as well as others that are no more than colorably different from the foregoing (collectively, the "Accused '917 Ink Cartridges"). The specific models of Accused '917 Ink Cartridges identified above were obtained by Epson during its investigation leading to this Complaint from Defendants' "Office and Warehouse Supplies" and "Awesometoner" online listings. The Accused '917 Ink Cartridges were shipped by Defendants from their 3551 Philadelphia Street, Chino, California 91710 address.

22. As a non-limiting example, set forth below is a claim chart with a description of Defendants' infringement of exemplary claim 9 of the '917 patent by the Accused '917 Ink Cartridges. The infringement is shown using a representative ink cartridge (Model No. 200XL-1; Control No.¹ 8153) from among the Accused '917 Ink Cartridges purchased from Defendants that, for infringement purposes, is representative of and represents all of Defendants' ink cartridges in the

¹ For identification purposes, a unique "control number" ("Control No.") has been assigned by Epson to this ink cartridge, and all other ink cartridges, purchased by Epson from Defendants as


Accused '917 Ink Cartridges (i.e., the represented ink cartridges), including, but not limited to, the models identified above. The claim chart below refers to this ink cartridge as "the Representative '917 Ink Cartridge." The Representative '917 Ink Cartridge was designed for use in a specific Epson printer, the Epson WorkForce WF-2540 printer ("the Representative '917 Epson Printer"), and for purposes of the analysis set forth herein, the Representative '917 Ink Cartridge was tested in the Representative '917 Epson Printer, as discussed in further detail in the claim chart below.

Claim 9 of the '917 Patent	Where found in the Accused '917 Ink Cartridges
[9a] An ink cartridge for mounting on a carriage of an ink jet printing apparatus and for supplying ink to a printhead of said ink jet printing apparatus through an ink supply needle, the ink cartridge comprising:	<p>Each of the Accused '917 Ink Cartridges is an ink cartridge for mounting on the carriage of an Epson ink jet printer (an ink jet printing apparatus). Defendants market and sell the Accused '917 Ink Cartridges as being compatible with one or more specific Epson ink jet printers. For example, the Representative '917 Ink Cartridge is compatible with the Representative '917 Epson Printer. When mounted, each of the Accused '917 Ink Cartridges supplies ink to the printhead of the ink jet printer through an ink supply needle of the printer (the needle, which is part of the carriage inside the ink jet printer and not part of the cartridge, has a passage that allows ink to pass from the ink cartridge through the needle).</p> <p>Accordingly, the Accused '917 Ink Cartridges literally meet the preamble of claim 9 of the '917 patent.</p>

part of Epson's investigation leading to the filing of this Complaint.

[9b] a plurality of external walls defining at least some of a chamber;

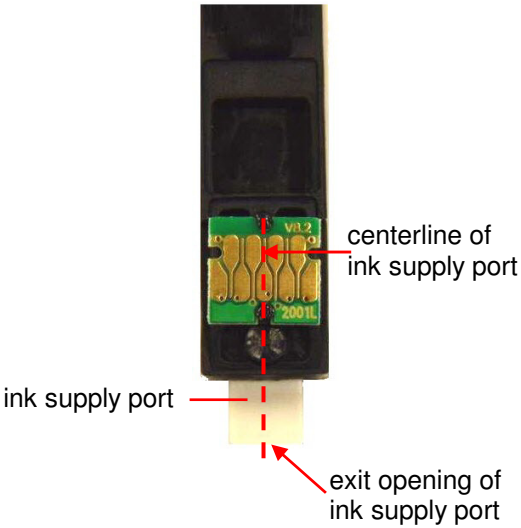
Each of the Accused '917 Ink Cartridges includes several external walls that define a chamber, and therefore also at least some of a chamber. These features are shown below using the Representative '917 Ink Cartridge:




Accordingly, the Accused '917 Ink Cartridges literally meet this limitation of claim 9 of the '917 patent.

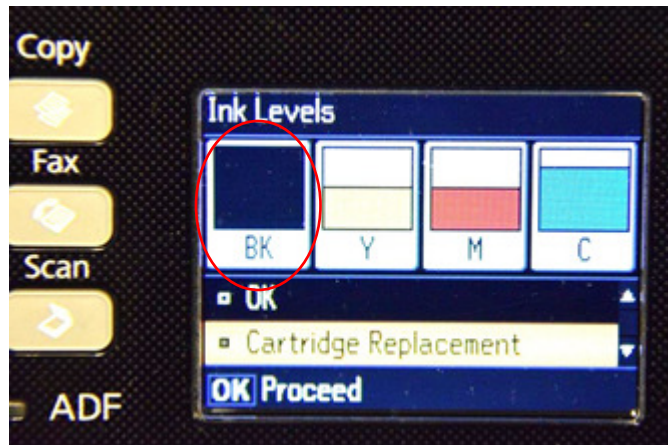
[9c] an ink supply port for receiving said ink supply needle, the ink supply port having an exit opening and a centerline and communicating with the chamber;

Each of the Accused '917 Ink Cartridges includes an ink-supply port (i.e., a structure with an opening for the movement of ink) in the bottom of the cartridge. The ink supply port receives the ink-supply needle of the printer when the cartridge is mounted. The ink supply port is the conduit that allows the ink to leave the cartridge. Consequently, the ink supply port communicates with the chamber. The ink supply port also has a centerline and an exit opening at its end outside the cartridge. These features can be seen as shown below using the Representative '917 Ink Cartridge:

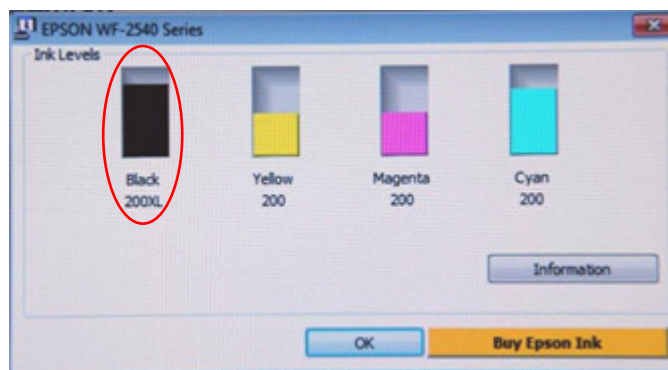
	 <p>centerline of ink supply port</p> <p>ink supply port</p> <p>exit opening of ink supply port</p> <p>Accordingly, the Accused '917 Ink Cartridges literally meet this limitation of claim 9 of the '917 patent.</p>
<p>[9d] a semiconductor storage device storing information about the ink carried by said cartridge; and</p>	<p>Each of the Accused '917 Ink Cartridges includes a chip (a semiconductor storage device) on the back of a printed circuit board (the circuit board is mounted on the front wall of the ink cartridge). The chip stores information about the ink carried by the cartridge. Testing of the Representative '917 Ink Cartridge in the Representative '917 Epson Printer confirms that the chip stores information about the ink, for example, the quantity of ink consumed. The following photographs show that the printer utility window on the computer (i.e., the computer to which the printer is connected) and the printer's on-board monitor displayed that the level of ink in the Representative '917 Ink Cartridge had decremented after printing a number of pages. In addition, after removing and reinstalling the ink cartridge into the printer, the computer's printer utility window and the printer's on-board monitor continued to display the same level of ink in the ink cartridge. This testing confirms that the chip on the Representative '917 Ink Cartridge stores information about the ink carried by the cartridge, namely the amount of ink consumed.</p> <p>The Ink level of the Representative '917 Ink Cartridge (a black-ink ink cartridge) is shown on the computer's printer utility window before any printing has been carried out (showing full):</p>



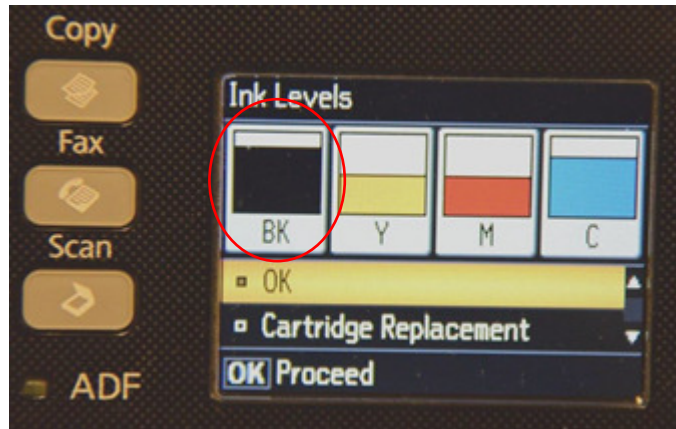
The Ink level of the Representative '917 Ink Cartridge (a black-ink ink cartridge) is shown on the printer's on-board monitor before any printing has been carried out (showing full):



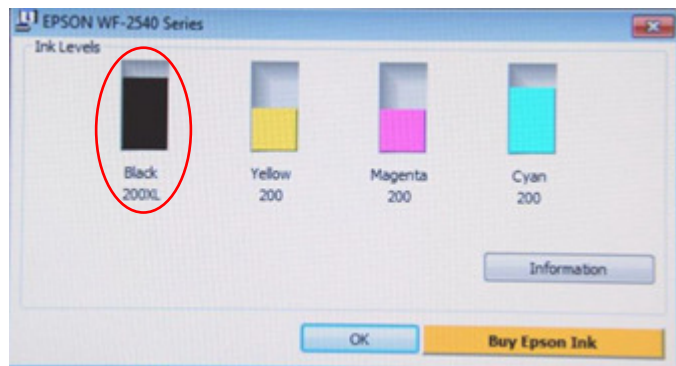
The Ink level of the Representative '917 Ink Cartridge (a black-ink ink cartridge) is shown on the computer's printer utility window after several pages have been printed (showing partial depletion):



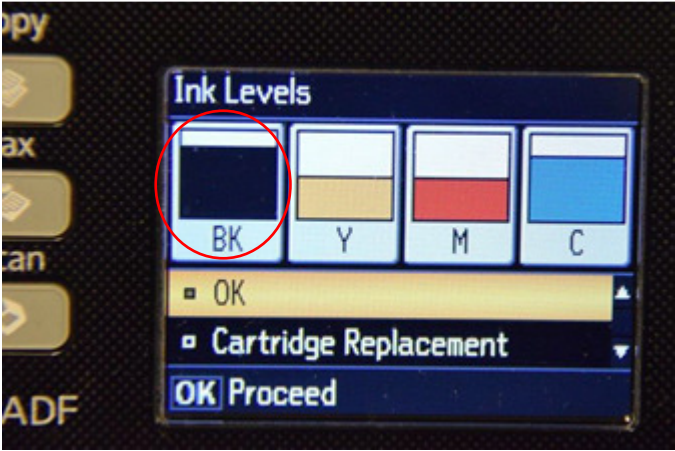
The Ink level of the Representative '917 Ink Cartridge (a black-ink ink cartridge) is shown on the printer's on-board monitor after several pages have been printed (showing partial depletion):



The Ink level of the Representative '917 Ink Cartridge (a black-ink ink cartridge) is shown on the computer's printer utility window after the ink cartridge was removed from and reinstalled in the printer (showing the same level of partial depletion as before the ink cartridge was removed):





The Ink level of the Representative '917 Ink Cartridge (a black-ink ink cartridge) is shown on the printer's on-board monitor after the ink cartridge was removed from and reinstalled in the printer (showing the same level of partial depletion):

	 <p>The testing of the Representative '917 Ink Cartridge is applicable to each of the Accused '917 Ink Cartridges. Accordingly, the Accused '917 Ink Cartridges literally meet this limitation of claim 9 of the '917 patent.</p>
<p>[9e] a plurality of contacts for connecting said semiconductor storage device to the ink jet printing apparatus, the contacts being formed in a plurality of rows so that one of said rows is closer to said exit opening of said ink supply port than an other of said rows, the row of said contacts which is closest to said exit opening of said ink supply port being longer than the row of said contacts which is furthest from said exit opening of said ink supply port.</p>	<p>Each of the Accused '917 Ink Cartridges includes a plurality of contacts for connecting the chip (the semiconductor storage device) to the ink jet printer (ink jet printing apparatus). The testing described above with respect to the preceding limitation confirms that there is an electrical connection between the chip and the ink jet printer. The contacts are the discrete portions of conductive material on the cartridge that are present there to make an electrical connection between the cartridge and the printer (i.e., they contact the printer-side contact forming members when the cartridge is installed in the printer). The contacts allow communication between the chip and the printer through corresponding printer-side contact forming members. Every Epson ink jet printer has printer-side contact forming members, as seen, for example, in the Representative '917 Epson Printer discussed with respect to the preceding limitation. The printer-side contact forming members are configured in two rows with one row above the other row. In addition, the lower row is longer than the upper row. When an ink cartridge from the Accused '917 Ink Cartridges is fully inserted into the printer and in an installed position, the printer-side contact forming members come into contact and make an electrical connection with the cartridge contacts (i.e., the discrete portions located on the larger pattern of electrically conductive material on the cartridge). The contacts are formed in two rows, one above the other. Consequently, the lower row is closer to the exit</p>

opening of the ink supply port than the upper row, and the lower row is longer than the upper row. The above described features are shown in the photos below.


Shown below are the printer-side contact forming members of the Representative '917 Epson Printer, with which, as discussed above, the Representative '917 Ink Cartridge works. The printer's contact forming members are formed in two rows, one above the other, with the lower row of contact forming members longer than the upper row, as can be seen below:




Shown at left is an enlarged view of the printer-side contact forming members of the Representative '917 Epson Printer that accepts the Representative '917 Ink Cartridge. The printer-side contact forming members are arranged in two rows with the lower row (blue line) longer than the upper row (red line).

The contacts of the Representative '917 Ink Cartridge are


shown below. The contacts are located on the gold colored metallic conductive pattern. To confirm the location and arrangement of the contacts, the conductive pattern was marked with black ink, the cartridge was installed in and then removed from the printer (which caused the printer's contact forming members to leave scratch marks on the conductive pattern thereby removing a portion of the black ink that was applied and therefore indicating the location of the contacts), and the conductive pattern was then photographed. For example, the conductive pattern of the Representative '917 Ink Cartridge before marking with black ink is shown on the left and after marking with black ink is shown on the right:



The resulting marks left by the printer's contact forming members on the conductive material of the ink cartridge show the arrangement of the contacts of the ink cartridge. These are shown below with red boxes (top row of contacts) and blue boxes (bottom of row of contacts).



As shown below, the lower row of contacts is longer and closer to the exit opening of the ink supply port (blue line) than the upper row of contacts, which is shorter and further from the exit opening of the ink supply port (red line):



23. On information and belief after conducting a reasonable investigation, Defendants have and are actively, knowingly and intentionally aiding and abetting and inducing infringement of the '917 patent in violation of 35 U.S.C. § 271(b) by non-parties, including end-users, despite Defendants' knowledge of the '917 patent, including through notice by U.S. Customs and notice by the U.S. ITC by virtue of the issuance of the Seizure and Forfeiture Order from the 337-TA-565 Investigation discussed in paragraph 16 above.

24. On information and belief, Defendants are contributing to the infringement of the '917 patent in violation of 35 U.S.C. § 271(c) by non-parties by offering to sell or selling within the United States or importing into the United States components of the patented inventions set forth in

the '917 patent. The components constitute a material part of the inventions. Defendants know that such components are especially made or especially adapted for use in an infringement of the '917 patent. The components are not a staple article or commodity of commerce suitable for substantial noninfringing use.

25. By reason of Defendants' infringing activities, Epson has suffered, and will continue to suffer, substantial damages in an amount to be proven at trial.

26. Defendants' acts complained of herein have damaged and will continue to damage Epson irreparably. Epson has no adequate remedy at law for these wrongs and injuries. Epson is therefore entitled to a preliminary and permanent injunction restraining and enjoining Defendants and their agents, servants, and employees, and all persons acting thereunder, in concert with, or on their behalf, from infringing the claims of the '917 patent.

27. Defendants are not licensed or otherwise authorized to make, use, import, sell, or offer to sell any ink cartridge or process/method claimed in the '917 patent, and Defendants' conduct is, in every instance, without Epson's consent.

28. On information and belief, Defendants' infringement has been and continues to be willful.

SECOND CLAIM FOR RELIEF

(Patent Infringement—35 U.S.C. § 271)

INFRINGEMENT OF U.S. PATENT NO. 8,794,749

29. Epson incorporates by reference each and every allegation contained in Paragraphs 1 through 17 as though fully set forth at length here.

30. Epson owns all right, title, and interest in, including the right to sue thereon and the right to recover for infringement thereof, United States Patent No. 8,794,749 (the "'749 patent"),

which was duly and legally issued to Seiko Epson by the United States Patent and Trademark Office on August 5, 2014. The '749 patent relates generally to ink cartridges for printers. Attached as Exhibit D to this Complaint is a true and correct copy of the '749 patent.

31. The '749 patent is valid and enforceable.

32. On information and belief after conducting a reasonable investigation, Defendants have infringed and are infringing the '749 patent, as defined by numerous claims of the patent in violation of 35 U.S.C. § 271(a) by making, using, importing, offering to sell, and selling in this judicial district and elsewhere aftermarket ink cartridges that operate with Epson ink jet printers, including but not limited to ink cartridges having model nos. 200XL-1, 200XL-2, 200XL-3, 200XL-4, 126-1, 126-2, 126-3, 126-4, 781, and T676XL1, as well as others that are no more than colorably different from the foregoing (collectively, the "Accused '749 Ink Cartridges"). The specific models of Accused '749 Ink Cartridges identified above were obtained by Epson during its investigation leading to this Complaint from Defendants' "Office and Warehouse Supplies" and "Awesometoner" online listings. The Accused '749 Ink Cartridges were shipped by Defendants from their 3551 Philadelphia Street, Chino, California 91710 address. Certain purchases made through Defendants' Amazon listings were fulfilled and shipped by Amazon.

33. As a non-limiting example, set forth below is a claim chart with a description of Defendants' infringement of exemplary claim 1 of the '749 patent by the Accused '749 Ink Cartridges. The infringement is shown using a representative ink cartridge (Model No. 200XL-1; Control No. 8153, the same representative ink cartridge as used in the analysis of the '917 patent above) from among the Accused '749 Ink Cartridges purchased from Defendants that, for infringement purposes, is representative of and represents all of Defendants' ink cartridges in the Accused '749 Ink Cartridges (i.e., the represented ink cartridges), including, but not limited to, the models identified


above. The claim chart below refers to this ink cartridge as "the Representative '749 Ink Cartridge." The Representative '749 Ink Cartridge was designed for use in a specific Epson printer, the Epson WorkForce WF-2540 printer ("the Representative '749 Epson Printer"), and for purposes of the analysis set forth herein, the Representative '749 Ink Cartridge was tested in the Representative '749 Epson Printer, as discussed in further detail in the claim chart below.

Claim 1 of the '749 Patent	Where found in the Accused '749 Ink Cartridges
<p>[1a] A printing material container adapted to be attached to a printing apparatus by being inserted into the printing apparatus in an insertion direction, the printing apparatus having a print head and a plurality of apparatus-side electrical contact members, the printing material container comprising:</p>	<p>Each of the Accused '749 Ink Cartridges is a printing material container (an ink cartridge) adapted to be attached to an Epson ink jet printing apparatus. Each of the Accused '749 Ink Cartridges is inserted, in an insertion direction, into an Epson ink jet printer. All Epson ink jet printers that accept the Accused '749 Ink Cartridges have a print head and a plurality of printer-side (apparatus-side) electrical contact members.</p> <p>These features are shown below using the Representative '749 Ink Cartridge.</p> <p>The Representative '749 Ink Cartridge is adapted to be attached to the Representative '749 Epson Printer by being inserted in an insertion direction, as shown in the following photographs:</p> <div data-bbox="828 1264 1299 1606" data-label="Image"> </div> <p>The Representative '749 Ink Cartridge</p>



The Representative '749 Epson Printer

The following photograph depicts the insertion direction (blue arrow) in which the Representative '749 Ink Cartridge is inserted into the Representative '749 Epson Printer:




The following photograph shows the Representative '749 Ink Cartridge, a black-ink ink cartridge, attached in the Representative '749 Epson Printer after the cartridge has been inserted into the printer in the insertion direction (the yellow, magenta and cyan ink cartridges, which are genuine Epson ink cartridges used to fill the remaining slots of the cartridge holder, can also be seen):


Representative '749 Ink Cartridge installed in the Representative '749 Epson Printer



The Epson ink jet printers that accept the Accused '749 Ink Cartridges each include a print head for printing and multiple printer-side electrical contact forming members for each ink cartridge accepted by the printer. These features are shown below for the printer's cartridge holder slot that accepts the Representative '749 Ink Cartridge, a black-ink ink cartridge (the printer's electrical contact members for the yellow, magenta, and cyan cartridges can also be seen in the right photo):



zoomed-in view of printer's electrical contact forming members (1 indicated; 9 shown)



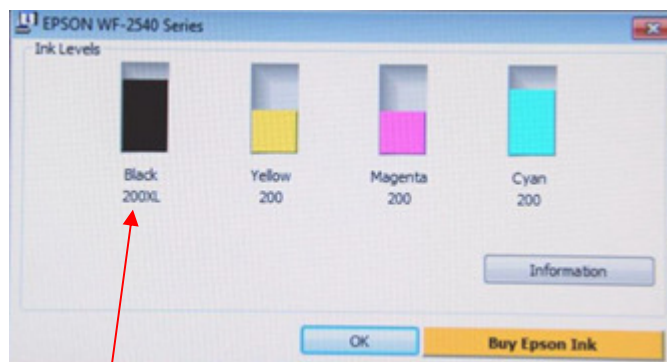
Accordingly, the Accused '749 Ink Cartridges literally meet the preamble of claim 1 of the '749 patent.

[1b] an ink supply opening, having an exit, adapted to supply ink from the ink cartridge to the printing apparatus;

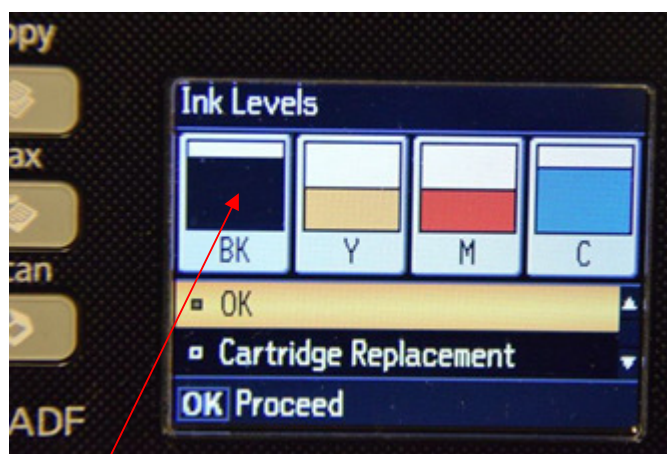
Each of the Accused '749 Ink Cartridges comprises an ink supply opening having an exit. When attached, the ink supply opening of each of the Accused '749 Ink Cartridges is adapted to supply ink from the cartridge to the Epson ink

	<p>jet printer that accepts the cartridge. The following photograph depicts the exit of the ink supply opening of the Representative '749 Ink Cartridge:</p>  <p>exit of ink supply opening (shown here with anti-leak film undisturbed and in place)</p> <p>Accordingly, the Accused '749 Ink Cartridges literally meet this limitation of claim 1 of the '749 patent.</p>
<p>[1c] a low voltage electronic device adapted to receive and function with a low voltage, the low voltage electronic device comprising a memory device;</p>	<p>Each of the Accused '749 Ink Cartridges comprises a low voltage electronic device that comprises a memory device adapted to receive and function with a low voltage. The low voltage electronic device is an integrated circuit ("IC") chip located on the back of a printed circuit board that is mounted on a wall of the ink cartridge, as shown below in the Representative '749 Ink Cartridge:</p>  <p>printed circuit board (green) with low voltage electronic device located on back</p> <p>In addition, the presence of a low voltage electronic device (i.e., an IC chip comprising a memory device) is further confirmed through testing demonstrating that the Epson ink jet printers that accept the Accused '749 Ink Cartridges read the remaining ink level and other descriptive information about the ink cartridge from the ink cartridge's memory device, and display that information on the display screen of a connected computer and on the printer's display screen. The following photographs show the display of such information on the computer display screen and the printer's display screen for the Representative '749 Ink</p>

Cartridge, containing black ink, attached to the Representative '749 Epson Printer:





memory device shows, on the computer's display screen, the amount of black ink remaining in the Representative '749 Ink Cartridge




memory device shows, on the printer's display screen, the amount of black ink remaining in the Representative '749 Ink Cartridge

All Epson ink jet printers that accept the Accused '749 Ink Cartridges have similar circuitry and programming in terms of the voltages and signals they apply to their contact forming members and, consequently, to the corresponding contact portions of the Accused '749 Ink Cartridges (the contact portions are located on the gold-colored metallic terminals of the ink cartridge shown above). In particular, Epson printers apply a maximum voltage of approximately 4 volts (a low voltage as compared to the high voltage discussed in the next limitation) to certain of their contact forming members that in turn correspond to certain of the

	<p>contact portions of the Accused '749 Ink Cartridges that are connected to the low voltage electronic device comprising a memory device. Consequently, the low voltage electronic device is adapted to receive and function with a low voltage.</p> <p>Accordingly, the Accused '749 Ink Cartridges literally meet this limitation of claim 1 of the '749 patent.</p>
<p>[1d] a high voltage electronic device adapted to receive and function with a high voltage, which is a higher voltage than the low voltage of the low voltage electronic device; and</p>	<p>Each of the Accused '749 Ink Cartridges comprises a high voltage electronic device that is adapted to receive and function with a voltage that is a higher voltage than the voltage of the low voltage electronic device. The high voltage electronic device may be, for example, a resistor, or one or more other coupled electronic components, that is/are capable of receiving and functioning with a high voltage. The high voltage electronic device is located on the back of a printed circuit board that is mounted on a wall of the ink cartridge, as shown below in the Representative '749 Ink Cartridge:</p> <div data-bbox="873 987 1380 1428">  <p>printed circuit board (green) with high voltage electronic device located on back</p> </div> <p>All Epson ink jet printers that accept the Accused '749 Ink Cartridges have similar circuitry and programming in terms of the voltages and signals they apply to their contact forming members and, consequently, to the corresponding contact portions of the Accused '749 Ink Cartridges (the contact portions are located on the gold terminals of the ink cartridge shown above). In particular, Epson printers apply a voltage of approximately 42 volts (a high voltage as compared to the low voltage of approximately 4 volts applied to the low voltage electronic device discussed in the preceding limitation) to two of their contact forming</p>


	<p>members that in turn correspond to two of the contact portions of the Accused '749 Ink Cartridges that are connected to the high voltage electronic device. Consequently, the high voltage electronic device is adapted to receive and function with a high voltage.</p> <p>Accordingly, the Accused '749 Ink Cartridges literally meet this limitation of claim 1 of the '749 patent.</p>
<p>[1e] a plurality of container-side terminals having contact portions adapted and positioned to contact corresponding apparatus-side contact forming members so that electrical communication is enabled between the container and the printing apparatus, the contact portions of the terminals including a plurality of low voltage electronic device contact portions electrically coupled to the low voltage electronic device, and a first high voltage electronic device contact portion and a second high voltage electronic device contact portion, each electrically coupled to the high voltage electronic device, wherein:</p>	<p>Each of the Accused '749 Ink Cartridges comprises a plurality of container-side terminals that have contact portions. The contact portions are adapted and positioned on the cartridge so that, when the cartridge is attached to the printer, the contact portions of the cartridge's terminals contact corresponding printer-side contact forming members so that electrical communication is enabled between the cartridge and the printer.</p> <p>As seen with respect to limitation 1c above, the terminals of the Accused '749 Ink Cartridges are the gold colored metallic portions on the green printed circuit board. The contact portions are located on these gold colored metallic portions. To confirm the location and arrangement of the terminals' contact portions, the terminals were marked with black ink, the cartridge was installed in and then removed from the printer (which caused the printers' contact forming members to leave scratch marks on the terminals thereby removing a portion of the black ink that was applied and therefore indicating the location of the contact portions), and the terminals were then photographed. For example, the terminals of the Representative '749 Ink Cartridge before marking with black ink is shown on the left and after marking with black ink is shown on the right:</p> <div data-bbox="716 1472 1409 1776">  </div> <p>The resulting marks left by the printer's contact forming members on the terminals show the location and</p>

arrangement of the contact portions. These are indicated below with annotated yellow boxes superimposed on the terminals to indicate the location of the contact portions (there are a total of nine contact portions, with four contact portions in a top row and five contact portions in a bottom row):

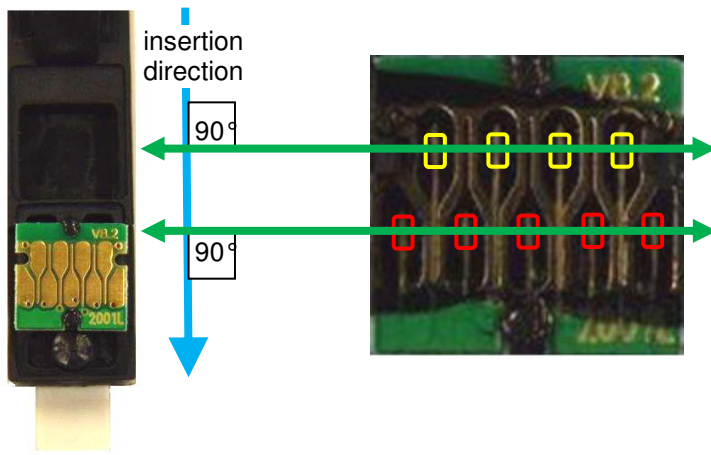
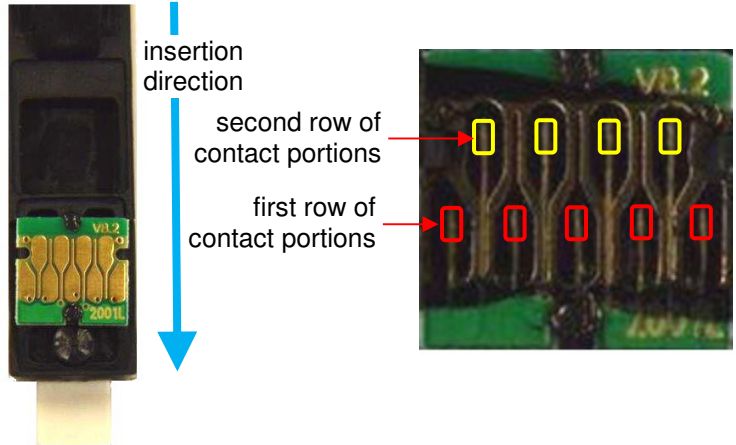



The contact portions shown above correspond to their printer-side contact forming members so that electrical communication is enabled between the ink cartridge and the printer, e.g., so the printer can read remaining ink level and other information from the memory device as described above with respect to limitation 1c.

The above shown contact portions include a plurality of low voltage electronic device contact portions that are electrically coupled to the low voltage electronic device (specifically, the IC chip comprising a memory device). Each low voltage electronic device contact portion is electrically coupled by the terminal it appears on and by other circuitry to the memory device located on the back of the green printed circuit board. The following photograph of the Representative '749 Ink Cartridge shows the low voltage electronic device contact portions (there are five such low voltage electronic device contact portions, as indicated by superimposed blue boxes):



	<p>The contact portions of the Accused '749 Ink Cartridges' terminals also include first and second high voltage electronic device contact portions that are each electrically coupled to the high voltage electronic device discussed above with respect to limitation 1d. Each high voltage electronic device contact portion is electrically coupled by the terminal it appears on and by other circuitry to the high voltage electronic device on the back of the printed circuit board. The following photograph of the Representative '749 Ink Cartridge shows the high voltage electronic device contact portions (there are two such high voltage electronic device contact portions, as indicated by superimposed red boxes):</p> <div data-bbox="730 724 1365 1043" data-label="Image"> </div> <p>Accordingly, the Accused '749 Ink Cartridges literally meet this limitation of claim 1 of the '749 patent.</p>
<p>[1f] the contact portions are arranged in a first row of contact portions and in a second row of contact portions, the first row of contact portions and the second row of contact portions extending in a row direction which is generally orthogonal to the insertion direction,</p>	<p>The contact portions of each of the Accused '749 Ink Cartridges are arranged in a first row of contact portions and in a second row of contact portions that both extend in a row direction which is generally orthogonal to the insertion direction. The following photographs of the Representative '749 Ink Cartridge show the first row and second row of contact portions extending in a row direction which is generally orthogonal to the insertion direction in which the Accused '749 Ink Cartridges are inserted into Epson ink jet printers that accept the Accused '749 Ink Cartridges. The right photo shows an enlarged and annotated view of the printed circuit board shown in the left photo.</p>

	 <p>insertion direction</p> <p>90°</p> <p>90°</p> <p>first row of contact portions (red squares) and second row of contact portions (yellow squares), each extending in a row direction (green arrows) orthogonal to cartridge insertion direction (blue arrow)</p> <p>Accordingly, the Accused '749 Ink Cartridges literally meet this limitation of claim 1 of the '749 patent.</p>
<p>[1g] the first row of contact portions is disposed at a location that is further in the insertion direction than the second row of contact portions, and,</p>	<p>In each of the Accused '749 Ink Cartridges, the first row of contact portions is disposed at a location that is further in the insertion direction than the second row of contact portions. The following photographs of the Representative '749 Ink Cartridge show the first row of contact portions (red boxes) disposed at a location that is further in the cartridge insertion direction than the second row of contact portions (yellow boxes) (i.e., the first row is deeper in the printer than the second row).</p>  <p>insertion direction</p> <p>second row of contact portions</p> <p>first row of contact portions</p> <p>first row of contact portions (red squares) disposed further in insertion direction (blue arrow) than second row of contact portions (yellow squares)</p>

	Accordingly, the Accused '749 Ink Cartridges literally meet this limitation of claim 1 of the '749 patent.
[1h] the first row of contact portions has a first end position and a second end position at opposite ends thereof, the first high voltage electronic device contact portion is disposed at the first end position of the first row of contact portions and the second high voltage electronic device contact portion is disposed at the second end position of the first row of contact portions.	<p>In each of the Accused '749 Ink Cartridges, the first row of contact portions has a first end position and a second end position at opposite ends thereof, the first high voltage electronic device contact portion is disposed at the first end position of the first row of contact portions, and the second high voltage electronic device contact portion is disposed at the second end position of the first row of contact portions.</p> <p>The following photograph of the Representative '749 Ink Cartridge shows the first and second high voltage contact portions disposed, respectively, at the first and second end positions at opposite ends of the first row of contact portions.</p> <div style="display: flex; align-items: center; justify-content: center;"> <div style="text-align: center; width: 30%;"> <p>second high voltage electronic device contact portion disposed at second end position of first row of contact portions</p> </div>  <div style="text-align: center; width: 30%;"> <p>first high voltage electronic device contact portion disposed at first end position of first row of contact portions</p> </div> </div> <p>Accordingly, the Accused '749 Ink Cartridges literally meet this limitation of claim 1 of the '749 patent.</p>

34. On information and belief, Defendants have and are actively, knowingly and intentionally aiding and abetting and inducing infringement of the '749 patent by non-parties in violation of 35 U.S.C. § 271(b), including end-users, despite Defendants' knowledge of the '749 patent.

35. On information and belief, Defendants are contributing to the infringement of the '749 patent in violation of 35 U.S.C. § 271(c) by non-parties by offering to sell or selling within the United States or importing into the United States components of the patented inventions set forth in the '749 patent. The components constitute a material part of the inventions. Defendants know that

such components are especially made or especially adapted for use in an infringement of the '749 patent. The components are not a staple article or commodity of commerce suitable for substantial noninfringing use.

36. By reason of Defendants' infringing activities, Epson has suffered, and will continue to suffer, substantial damages in an amount to be proven at trial.

37. Defendants' acts complained of herein have damaged and will continue to damage Epson irreparably. Epson has no adequate remedy at law for these wrongs and injuries. Epson is therefore entitled to a preliminary and permanent injunction restraining and enjoining Defendants and their agents, servants, and employees, and all persons acting thereunder, in concert with, or on their behalf, from infringing the claims of the '749 patent.

38. Defendants are not licensed or otherwise authorized to make, use, import, sell, or offer to sell any ink cartridge or process/method claimed in the '749 patent, and Defendants' conduct is, in every instance, without Epson's consent.

39. On information and belief, Defendants' infringement has been and continues to be willful.

PRAYER FOR RELIEF

WHEREFORE, Epson prays for judgment against Defendants as follows:

- A. That the Epson Patents are valid and enforceable;
- B. That Defendants have infringed and are infringing the Epson Patents;
- C. That such infringement is willful;
- D. That Defendants and their subsidiaries, affiliates, parents, successors, assigns, officers, agents, representatives, servants, and employees, and all persons in active concert or participation with it, be preliminarily and permanently enjoined from continued infringement of the

Epson Patents;

E. That Defendants be ordered to pay Epson its damages caused by Defendants' infringement of the Epson Patents and that such damages be trebled, together with interest thereon;

F. That this case be declared exceptional pursuant to 35 U.S.C. § 285 and that Epson be awarded its reasonable attorneys' fees, litigation expenses and expert witness fees, and costs; and

G. That Epson have such other and further relief as the Court deems just and proper.

JURY TRIAL DEMAND

Pursuant to Fed. R. Civ. P. 38(b), Plaintiffs request a trial by jury of all issues so triable.

DATED: March 3, 2017

SCHWABE, WILLIAMSON & WYATT, P.C.

By: s/David W. Axelrod
David W. Axelrod, OSB #75023
Telephone: (503) 222-9981

Tigran Guledjian, Cal. Bar # 207613
pro hac vice pending
Quinn Emanuel Urquhart & Sullivan, LLP
865 South Figueroa Street, 10th Floor
Los Angeles, CA 90017
Telephone: (213) 443-3000

*Attorneys for Plaintiffs Seiko Epson Corporation,
Epson America, Inc., and Epson Portland Inc.*