

Charles M. Lizza
William C. Baton
SAUL EWING LLP
One Riverfront Plaza, Suite 1520
Newark, NJ 07102-5426
(973) 286-6700

*Attorneys for Plaintiffs
Helsinn Healthcare S.A. and
Roche Palo Alto LLC*

Of Counsel:

Joseph M. O'Malley, Jr.
Eric W. Dittmann
Young J. Park
Isaac S. Ashkenazi
Gary Ji
Angela C. Ni
Dana Weir
PAUL HASTINGS LLP
75 East 55th Street
New York, NY 10022
(212) 318-6000

*Attorneys for Plaintiff
Helsinn Healthcare S.A.*

Mark E. Waddell
LOEB & LOEB LLP
345 Park Avenue
New York, NY 10154
(212) 407-4127

*Attorneys for Plaintiff
Roche Palo Alto LLC*

**UNITED STATES DISTRICT COURT
DISTRICT OF NEW JERSEY**

HEL SINN HEALTHCARE S.A. and
ROCHE PALO ALTO LLC,

Plaintiffs,

v.

SAGENT PHARMACEUTICALS, INC.,
AKORN, INC., and INGENUS
PHARMACEUTICALS, LLC,

Defendants.

Civil Action No. _____

**COMPLAINT FOR
PATENT INFRINGEMENT**

(Filed Electronically)

Plaintiffs Helsinn Healthcare S.A. (“Helsinn”) and Roche Palo Alto LLC

(“Roche”) (collectively, “Plaintiffs”), for their Complaint against Sagent Pharmaceuticals, Inc.

(“Sagent”), Akorn, Inc. (“Akorn”), and Ingenus Pharmaceuticals, LLC (“Ingenus”) (collectively, “Defendants”) hereby allege as follows:

THE PARTIES

1. Helsinn is a Swiss corporation having its principal place of business at Via Pian Scairolo, 9, CH-6912 Lugano-Pazzallo, Switzerland.

2. Roche is a company, organized and existing under the laws of the State of Delaware, having a principal place of business at One DNA Way, South San Francisco, California 94080-4990.

3. Upon information and belief, Defendant Sagent is an entity organized and existing under the laws of the State of Delaware, having a principal place of business at 1901 N. Roselle Road, Suite 700, Schaumburg, Illinois 60195. Upon information and belief, Defendant Sagent manufactures, markets, and/or sells various generic drug products for sale and use in the State of New Jersey and throughout the United States.

4. Upon information and belief, Defendant Akorn is an entity organized and existing under the laws of the State of Louisiana, having a principal place of business at 1925 West Field Court, Suite 300, Lake Forest, Illinois, 60045. Upon information and belief, Defendant Akorn manufactures, markets, and/or sells various generic drug products for sale and use in the State of New Jersey and throughout the United States.

5. Upon information and belief, Defendant Ingenus is an entity organized and existing under the laws of the State of Delaware, having a principal place of business at 4190 Millenia Blvd., Orlando, FL 32839. Upon information and belief, Defendant Ingenus manufactures, markets, and/or sells various generic drug products for sale and use in the State of New Jersey and throughout the United States.

NATURE OF THE ACTION

6. This is a civil action concerning the infringement of United States Patent No. 7,947,724 (“the ’724 patent”), United States Patent No. 7,947,725 (“the ’725 patent”), United States Patent No. 7,960,424 (“the ’424 patent”), United States Patent No. 8,598,219 (“the ’219 patent”), and United States Patent No. 8,729,094 (“the ’094 patent”). This action arises under the patent laws of the United States, 35 U.S.C. §§ 100 *et seq.*, as well as the Declaratory Judgment Act, 28 U.S.C. §§ 2201-02.

JURISDICTION AND VENUE

7. This Court has jurisdiction over the subject matter of this action pursuant to 28 U.S.C. §§ 1331 and 1338(a) and the Declaratory Judgment Act, 28 U.S.C. §§ 2201-02.

8. This Court may declare the rights and other legal relations of the parties pursuant to 28 U.S.C. §§ 2201-02 because this case is an actual controversy within the Court’s jurisdiction.

9. Venue is proper in this Court as to each Defendant pursuant to 28 U.S.C. §§ 1391(b), (c), and/or (d), and 1400(b).

10. This Court has personal jurisdiction over Defendants because, *inter alia*, each Defendant has committed, aided, abetted, contributed to, and/or participated in an act of patent infringement that has led to foreseeable harm and injury to Plaintiffs. This Court has personal jurisdiction over each Defendant for the additional reasons set forth below, and for other reasons that will be presented to the Court if such jurisdiction is challenged.

11. This Court has personal jurisdiction over Defendant Sagent because, *inter alia*, it: (1) has purposely availed itself of the privilege of doing business in this Judicial District, including, *inter alia*, registering with the New Jersey Department of Health as a wholesale drug manufacturer (Registration No. 5004419); (2) maintains extensive systematic contacts with the

State of New Jersey, including the marketing, distribution, and/or sale of generic pharmaceutical drugs to New Jersey residents; (3) has previously consented to this Court's jurisdiction and taken advantage of the rights and protections provided by this Court; and (4) has sent the Paragraph IV Notice, including a detailed statement of the factual and legal bases for its belief that the challenged patents are invalid or not infringed by Sagent's proposed generic product, into New Jersey.

12. This Court has personal jurisdiction over Defendant Akorn because, *inter alia*, it: (1) has purposely availed itself of the privilege of doing business in this Judicial District, including, *inter alia*, registering with the New Jersey Department of Health as a wholesale drug manufacturer (Registration No. 5002686); (2) maintains extensive systematic contacts with the State of New Jersey, including the marketing, distribution, and/or sale of generic pharmaceutical drugs to New Jersey residents; (3) has previously consented to this Court's jurisdiction and taken advantage of the rights and protections provided by this Court; (4) maintains a facility used for drug manufacturing, research and development and administrative activities in New Jersey through its wholly owned subsidiary; (5) previously admitted to being registered to do business in New Jersey and designating an in-state agent to receive service of process in New Jersey (*see Alcon Labs., Inc., et al. v. Akorn, Inc.*, No. 15-285, D.I. 11 at 5 (D.N.J. Mar. 13, 2015)); and (6) maintains a wholly owned subsidiary that is registered to do business in New Jersey (Registration No. 6004784800) and has designated an in-state agent to receive service of process in New Jersey.

13. This Court has personal jurisdiction over Defendant Ingenus because, *inter alia*, it: (1) has purposely availed itself of the privilege of doing business in this Judicial District, including, *inter alia*, registering to do business in New Jersey, designating an in-state agent to receive service of process in New Jersey, and registering with the New Jersey Department of

Health as a wholesale drug manufacturer (Registration No. 5004116); and (2) maintains extensive systematic contacts with the State of New Jersey, including the marketing, distribution, and/or sale of generic pharmaceutical drugs to New Jersey residents.

THE PATENTS-IN-SUIT

14. On May 24, 2011, the '724 patent, titled "Liquid Pharmaceutical Formulations of Palonosetron," was duly and legally issued to Plaintiffs as assignees. A copy of the '724 patent is attached as Exhibit A.

15. On May 24, 2011, the '725 patent, titled "Liquid Pharmaceutical Formulations of Palonosetron," was duly and legally issued to Plaintiffs as assignees. A copy of the '725 patent is attached as Exhibit B.

16. On June 14, 2011, the '424 patent, titled "Liquid Pharmaceutical Formulations of Palonosetron," was duly and legally issued to Plaintiffs as assignees. A copy of the '424 patent is attached as Exhibit C.

17. On December 3, 2013, the '219 patent, titled "Liquid Pharmaceutical Formulations of Palonosetron," was duly and legally issued to Plaintiffs as assignees. A copy of the '219 patent is attached as Exhibit D.

18. On May 20, 2014, the '094 patent, titled "Liquid Pharmaceutical Formulations of Palonosetron," was duly and legally issued to Plaintiffs as assignees. A copy of the '094 patent is attached as Exhibit E.

19. Pursuant to 21 U.S.C. § 355(b)(1), the '724 patent, the '725 patent, the '424 patent, the '219 patent, and the '094 patent are listed in the United States Food and Drug Administration ("FDA") publication titled, "Approved Drug Products with Therapeutic Equivalence Evaluations" (also known as the "Orange Book") as covering Helsinn's Aloxi[®] brand palonosetron hydrochloride intravenous solutions.

ACTS GIVING RISE TO THIS ACTION

COUNT I – INFRINGEMENT OF THE '724 PATENT BY SAGENT'S ANDA

20. Plaintiffs reallege paragraphs 1-19 as if fully set forth herein.

21. Upon information and belief, Defendant Sagent submitted ANDA No. 205870 to the FDA under § 505(j) of the Federal Food, Drug and Cosmetic Act (21 U.S.C. § 355(j)). ANDA No. 205870 seeks the FDA approval necessary to engage in the commercial manufacture, use, sale, offer for sale, and/or importation of generic palonosetron hydrochloride intravenous solutions prior to the expiration of certain of Plaintiffs' Orange Book-listed patents that have the same expiration date as the '724 patent. ANDA No. 205870 specifically seeks FDA approval to market a generic version of Helsinn's Aloxi[®] brand palonosetron hydrochloride intravenous solutions prior to the expiration of the '724 patent.

22. Upon information and belief, ANDA No. 205870 includes a certification under § 505(j)(2)(A)(vii)(IV) of the Federal Food, Drug and Cosmetic Act that the claims of the '724 patent are invalid. Defendant Sagent notified Plaintiffs of its certification and provided a detailed statement of the alleged basis for the certification, but did not allege noninfringement of any claim of the '724 patent, separate and apart from its assertions that those claims are allegedly invalid.

23. Defendant Sagent's submission to the FDA of ANDA No. 205870, including the § 505(j)(2)(A)(vii)(IV) allegations, constitutes infringement of the '724 patent under 35 U.S.C. § 271(e)(2)(A).

24. Defendant Sagent's active and knowing participation in, contribution to, aiding, abetting, and/or inducement of the submission to the FDA of ANDA No. 205870 and the § 505(j)(2)(A)(vii)(IV) certification constitutes infringement of the '724 patent under 35 U.S.C. § 271(e)(2)(A).

25. Plaintiffs are entitled to a declaration that, if Defendant Sagent commercially manufactures, uses, offers for sale, or sells its proposed generic versions of Helsinn's Aloxi[®] brand products within the United States, imports its proposed generic versions of Helsinn's Aloxi[®] brand products into the United States, and/or induces or contributes to such conduct, Defendant Sagent will infringe the '724 patent under 35 U.S.C. § 271(a), (b), and/or (c).

26. Plaintiffs will be irreparably harmed by Defendant Sagent's infringing activities unless those activities are enjoined by this Court. Plaintiffs do not have an adequate remedy at law.

COUNT II – INFRINGEMENT OF THE '725 PATENT BY SAGENT'S ANDA

27. Plaintiffs reallege paragraphs 1-26 as if fully set forth herein.

28. Upon information and belief, Defendant Sagent submitted ANDA No. 205870 to the FDA under § 505(j) of the Federal Food, Drug and Cosmetic Act (21 U.S.C. § 355(j)). ANDA No. 205870 seeks the FDA approval necessary to engage in the commercial manufacture, use, sale, offer for sale, and/or importation of generic palonosetron hydrochloride intravenous solutions prior to the expiration of certain of Plaintiffs' Orange Book-listed patents that have the same expiration date as the '725 patent. ANDA No. 205870 specifically seeks FDA approval to market a generic version of Helsinn's Aloxi[®] brand palonosetron hydrochloride intravenous solutions prior to the expiration of the '725 patent.

29. Upon information and belief, ANDA No. 205870 includes a certification under § 505(j)(2)(A)(vii)(IV) of the Federal Food, Drug and Cosmetic Act that the claims of the '725 patent are invalid. Defendant Sagent notified Plaintiffs of its certification and provided a detailed statement of the alleged basis for the certification, but did not allege noninfringement of any claim of the '725 patent, separate and apart from its assertions that those claims are allegedly invalid.

30. Defendant Sagent's submission to the FDA of ANDA No. 205870, including the § 505(j)(2)(A)(vii)(IV) allegations, constitutes infringement of the '725 patent under 35 U.S.C. § 271(e)(2)(A).

31. Defendant Sagent's active and knowing participation in, contribution to, aiding, abetting, and/or inducement of the submission to the FDA of ANDA No. 205870 and the § 505(j)(2)(A)(vii)(IV) certification constitutes infringement of the '725 patent under 35 U.S.C. § 271(e)(2)(A).

32. Plaintiffs are entitled to a declaration that, if Defendant Sagent commercially manufactures, uses, offers for sale, or sells its proposed generic versions of Helsinn's Aloxi[®] brand products within the United States, imports its proposed generic versions of Helsinn's Aloxi[®] brand products into the United States, and/or induces or contributes to such conduct, Defendant Sagent will infringe the '725 patent under 35 U.S.C. § 271(a), (b), and/or (c).

33. Plaintiffs will be irreparably harmed by Defendant Sagent's infringing activities unless those activities are enjoined by this Court. Plaintiffs do not have an adequate remedy at law.

COUNT III – INFRINGEMENT OF THE '424 PATENT BY SAGENT'S ANDA

34. Plaintiffs reallege paragraphs 1-33 as if fully set forth herein.

35. Upon information and belief, Defendant Sagent submitted ANDA No. 205870 to the FDA under § 505(j) of the Federal Food, Drug and Cosmetic Act (21 U.S.C. § 355(j)). ANDA No. 205870 seeks the FDA approval necessary to engage in the commercial manufacture, use, sale, offer for sale, and/or importation of generic palonosetron hydrochloride intravenous solutions prior to the expiration of certain of Plaintiffs' Orange Book-listed patents that have the same expiration date as the '424 patent. ANDA No. 205870 specifically seeks

FDA approval to market a generic version of Helsinn's Aloxi[®] brand palonosetron hydrochloride intravenous solutions prior to the expiration of the '424 patent.

36. Upon information and belief, ANDA No. 205870 includes a certification under § 505(j)(2)(A)(vii)(IV) of the Federal Food, Drug and Cosmetic Act that the claims of the '424 patent are invalid. Defendant Sagent notified Plaintiffs of its certification and provided a detailed statement of the alleged basis for the certification, but did not allege noninfringement of any claim of the '424 patent, separate and apart from its assertions that those claims are allegedly invalid.

37. Defendant Sagent's submission to the FDA of ANDA No. 205870, including the § 505(j)(2)(A)(vii)(IV) allegations, constitutes infringement of the '424 patent under 35 U.S.C. § 271(e)(2)(A).

38. Defendant Sagent's active and knowing participation in, contribution to, aiding, abetting, and/or inducement of the submission to the FDA of ANDA No. 205870 and the § 505(j)(2)(A)(vii)(IV) certification constitutes infringement of the '424 patent under 35 U.S.C. § 271(e)(2)(A).

39. Plaintiffs are entitled to a declaration that, if Defendant Sagent commercially manufactures, uses, offers for sale, or sells its proposed generic versions of Helsinn's Aloxi[®] brand products within the United States, imports its proposed generic versions of Helsinn's Aloxi[®] brand products into the United States, and/or induces or contributes to such conduct, Defendant Sagent will infringe the '424 patent under 35 U.S.C. § 271(a), (b), and/or (c).

40. Plaintiffs will be irreparably harmed by Defendant Sagent's infringing activities unless those activities are enjoined by this Court. Plaintiffs do not have an adequate remedy at law.

COUNT IV - INFRINGEMENT OF THE '219 PATENT BY SAGENT'S ANDA

41. Plaintiffs reallege paragraphs 1-40 as if fully set forth herein.

42. Upon information and belief, Defendant Sagent submitted ANDA No. 205870 to the FDA under § 505(j) of the Federal Food, Drug and Cosmetic Act (21 U.S.C. § 355(j)). ANDA No. 205870 seeks the FDA approval necessary to engage in the commercial manufacture, use, sale, offer for sale, and/or importation of generic palonosetron hydrochloride intravenous solutions prior to the expiration of certain of Plaintiffs' Orange Book-listed patents that have the same expiration date as the '219 patent. ANDA No. 205870 specifically seeks FDA approval to market a generic version of Helsinn's Aloxi[®] brand palonosetron hydrochloride intravenous solutions prior to the expiration of the '219 patent.

43. Upon information and belief, ANDA No. 205870 includes a certification under § 505(j)(2)(A)(vii)(IV) of the Federal Food, Drug and Cosmetic Act that the claims of the '219 patent are invalid. Defendant Sagent notified Plaintiffs of its certification and provided a detailed statement of the alleged basis for the certification, but did not allege noninfringement of any claim of the '219 patent, separate and apart from its assertions that those claims are allegedly invalid.

44. Defendant Sagent's submission to the FDA of ANDA No. 205870, including the § 505(j)(2)(A)(vii)(IV) allegations, constitutes infringement of the '219 patent under 35 U.S.C. § 271(e)(2)(A).

45. Defendant Sagent's active and knowing participation in, contribution to, aiding, abetting, and/or inducement of the submission to the FDA of ANDA No. 205870 and the § 505(j)(2)(A)(vii)(IV) certification constitutes infringement of the '219 patent under 35 U.S.C. § 271(e)(2)(A).

46. Plaintiffs are entitled to a declaration that, if Defendant Sagent commercially manufactures, uses, offers for sale, or sells its proposed generic versions of Helsinn's Aloxi[®] brand products within the United States, imports its proposed generic versions of Helsinn's Aloxi[®] brand products into the United States, and/or induces or contributes to such conduct, Defendant Sagent will infringe the '219 patent under 35 U.S.C. § 271(a), (b), and/or (c).

47. Plaintiffs will be irreparably harmed by Defendant Sagent's infringing activities unless those activities are enjoined by this Court. Plaintiffs do not have an adequate remedy at law.

COUNT V – INFRINGEMENT OF THE '094 PATENT BY SAGENT'S ANDA

48. Plaintiffs reallege paragraphs 1-47 as if fully set forth herein.

49. Upon information and belief, Defendant Sagent submitted ANDA No. 205870 to the FDA under § 505(j) of the Federal Food, Drug and Cosmetic Act (21 U.S.C. § 355(j)). ANDA No. 205870 seeks the FDA approval necessary to engage in the commercial manufacture, use, sale, offer for sale, and/or importation of generic palonosetron hydrochloride intravenous solutions prior to the expiration of certain of Plaintiffs' Orange Book-listed patents that have the same expiration date as the '094 patent. ANDA No. 205870 specifically seeks FDA approval to market a generic version of Helsinn's Aloxi[®] brand palonosetron hydrochloride intravenous solutions prior to the expiration of the '094 patent.

50. Upon information and belief, ANDA No. 205870 includes a certification under § 505(j)(2)(A)(vii)(IV) of the Federal Food, Drug and Cosmetic Act that the claims of the '094 patent are invalid. Defendant Sagent notified Plaintiffs of its certification and provided a detailed statement of the alleged basis for the certification, but did not allege noninfringement of any claim of the '094 patent, separate and apart from its assertions that those claims are allegedly invalid.

51. Defendant Sagent's submission to the FDA of ANDA No. 205870, including the § 505(j)(2)(A)(vii)(IV) allegations, constitutes infringement of the '094 patent under 35 U.S.C. § 271(e)(2)(A).

52. Defendant Sagent's active and knowing participation in, contribution to, aiding, abetting, and/or inducement of the submission to the FDA of ANDA No. 205870 and the § 505(j)(2)(A)(vii)(IV) certification constitutes infringement of the '094 patent under 35 U.S.C. § 271(e)(2)(A).

53. Plaintiffs are entitled to a declaration that, if Defendant Sagent commercially manufactures, uses, offers for sale, or sells its proposed generic versions of Helsinn's Aloxi[®] brand products within the United States, imports its proposed generic versions of Helsinn's Aloxi[®] brand products into the United States, and/or induces or contributes to such conduct, Defendant Sagent will infringe the '094 patent under 35 U.S.C. § 271(a), (b), and/or (c).

54. Plaintiffs will be irreparably harmed by Defendant Sagent's infringing activities unless those activities are enjoined by this Court. Plaintiffs do not have an adequate remedy at law.

COUNT VI – INFRINGEMENT OF THE '724 PATENT BY AKORN'S ANDA

55. Plaintiffs reallege paragraphs 1-54 as if fully set forth herein.

56. Upon information and belief, Defendant Akorn submitted ANDA No. 204731 to the FDA under § 505(j) of the Federal Food, Drug and Cosmetic Act (21 U.S.C. § 355(j)). ANDA No. 204731 seeks the FDA approval necessary to engage in the commercial manufacture, use, sale, offer for sale, and/or importation of generic palonosetron hydrochloride intravenous solutions prior to the expiration of certain of Plaintiffs' Orange Book-listed patents that have the same expiration date as the '724 patent. ANDA No. 204731 specifically seeks

FDA approval to market a generic version of Helsinn's Aloxi[®] brand palonosetron hydrochloride intravenous solutions prior to the expiration of the '724 patent.

57. Upon information and belief, ANDA No. 204731 includes a certification under § 505(j)(2)(A)(vii)(IV) of the Federal Food, Drug and Cosmetic Act that the claims of the '724 patent are invalid. Defendant Akorn notified Plaintiffs of its certification and provided a detailed statement of the alleged basis for the certification, but did not allege noninfringement of any claim of the '724 patent, separate and apart from its assertions that those claims are allegedly invalid.

58. Defendant Akorn's submission to the FDA of ANDA No. 204731, including the § 505(j)(2)(A)(vii)(IV) allegations, constitutes infringement of the '724 patent under 35 U.S.C. § 271(e)(2)(A).

59. Defendant Akorn's active and knowing participation in, contribution to, aiding, abetting, and/or inducement of the submission to the FDA of ANDA No. 204731 and the § 505(j)(2)(A)(vii)(IV) certification constitutes infringement of the '724 patent under 35 U.S.C. § 271(e)(2)(A).

60. Plaintiffs are entitled to a declaration that, if Defendant Akorn commercially manufactures, uses, offers for sale, or sells its proposed generic versions of Helsinn's Aloxi[®] brand products within the United States, imports its proposed generic versions of Helsinn's Aloxi[®] brand products into the United States, and/or induces or contributes to such conduct, Defendant Akorn will infringe the '724 patent under 35 U.S.C. § 271(a), (b), and/or (c).

61. Plaintiffs will be irreparably harmed by Defendant Akorn's infringing activities unless those activities are enjoined by this Court. Plaintiffs do not have an adequate remedy at law.

COUNT VII – INFRINGEMENT OF THE '725 PATENT BY AKORN'S ANDA

62. Plaintiffs reallege paragraphs 1-61 as if fully set forth herein.

63. Upon information and belief, Defendant Akorn submitted ANDA No. 204731 to the FDA under § 505(j) of the Federal Food, Drug and Cosmetic Act (21 U.S.C. § 355(j)). ANDA No. 204731 seeks the FDA approval necessary to engage in the commercial manufacture, use, sale, offer for sale, and/or importation of generic palonosetron hydrochloride intravenous solutions prior to the expiration of certain of Plaintiffs' Orange Book-listed patents that have the same expiration date as the '725 patent. ANDA No. 204731 specifically seeks FDA approval to market a generic version of Helsinn's Aloxi[®] brand palonosetron hydrochloride intravenous solutions prior to the expiration of the '725 patent.

64. Upon information and belief, ANDA No. 204731 includes a certification under § 505(j)(2)(A)(vii)(IV) of the Federal Food, Drug and Cosmetic Act that the claims of the '725 patent are invalid. Defendant Akorn notified Plaintiffs of its certification and provided a detailed statement of the alleged basis for the certification, but did not allege noninfringement of any claim of the '725 patent, separate and apart from its assertions that those claims are allegedly invalid.

65. Defendant Akorn's submission to the FDA of ANDA No. 204731, including the § 505(j)(2)(A)(vii)(IV) allegations, constitutes infringement of the '725 patent under 35 U.S.C. § 271(e)(2)(A).

66. Defendant Akorn's active and knowing participation in, contribution to, aiding, abetting, and/or inducement of the submission to the FDA of ANDA No. 204731 and the § 505(j)(2)(A)(vii)(IV) certification constitutes infringement of the '725 patent under 35 U.S.C. § 271(e)(2)(A).

67. Plaintiffs are entitled to a declaration that, if Defendant Akorn commercially manufactures, uses, offers for sale, or sells its proposed generic versions of Helsinn's Aloxi[®] brand products within the United States, imports its proposed generic versions of Helsinn's Aloxi[®] brand products into the United States, and/or induces or contributes to such conduct, Defendant Akorn will infringe the '725 patent under 35 U.S.C. § 271(a), (b), and/or (c).

68. Plaintiffs will be irreparably harmed by Defendant Akorn's infringing activities unless those activities are enjoined by this Court. Plaintiffs do not have an adequate remedy at law.

COUNT VIII – INFRINGEMENT OF THE '424 PATENT BY AKORN'S ANDA

69. Plaintiffs reallege paragraphs 1-68 as if fully set forth herein.

70. Upon information and belief, Defendant Akorn submitted ANDA No. 204731 to the FDA under § 505(j) of the Federal Food, Drug and Cosmetic Act (21 U.S.C. § 355(j)). ANDA No. 204731 seeks the FDA approval necessary to engage in the commercial manufacture, use, sale, offer for sale, and/or importation of generic palonosetron hydrochloride intravenous solutions prior to the expiration of certain of Plaintiffs' Orange Book-listed patents that have the same expiration date as the '424 patent. ANDA No. 204731 specifically seeks FDA approval to market a generic version of Helsinn's Aloxi[®] brand palonosetron hydrochloride intravenous solutions prior to the expiration of the '424 patent.

71. Upon information and belief, ANDA No. 204731 includes a certification under § 505(j)(2)(A)(vii)(IV) of the Federal Food, Drug and Cosmetic Act that the claims of the '424 patent are invalid. Defendant Akorn notified Plaintiffs of its certification and provided a detailed statement of the alleged basis for the certification, but did not allege noninfringement of any claim of the '424 patent, separate and apart from its assertions that those claims are allegedly invalid.

72. Defendant Akorn's submission to the FDA of ANDA No. 204731, including the § 505(j)(2)(A)(vii)(IV) allegations, constitutes infringement of the '424 patent under 35 U.S.C. § 271(e)(2)(A).

73. Defendant Akorn's active and knowing participation in, contribution to, aiding, abetting, and/or inducement of the submission to the FDA of ANDA No. 204731 and the § 505(j)(2)(A)(vii)(IV) certification constitutes infringement of the '424 patent under 35 U.S.C. § 271(e)(2)(A).

74. Plaintiffs are entitled to a declaration that, if Defendant Akorn commercially manufactures, uses, offers for sale, or sells its proposed generic versions of Helsinn's Aloxi[®] brand products within the United States, imports its proposed generic versions of Helsinn's Aloxi[®] brand products into the United States, and/or induces or contributes to such conduct, Defendant Akorn will infringe the '424 patent under 35 U.S.C. § 271(a), (b), and/or (c).

75. Plaintiffs will be irreparably harmed by Defendant Akorn's infringing activities unless those activities are enjoined by this Court. Plaintiffs do not have an adequate remedy at law.

COUNT IX - INFRINGEMENT OF THE '219 PATENT BY AKORN'S ANDA

76. Plaintiffs reallege paragraphs 1-75 as if fully set forth herein.

77. Upon information and belief, Defendant Akorn submitted ANDA No. 204731 to the FDA under § 505(j) of the Federal Food, Drug and Cosmetic Act (21 U.S.C. § 355(j)). ANDA No. 204731 seeks the FDA approval necessary to engage in the commercial manufacture, use, sale, offer for sale, and/or importation of generic palonosetron hydrochloride intravenous solutions prior to the expiration of certain of Plaintiffs' Orange Book-listed patents that have the same expiration date as the '219 patent. ANDA No. 204731 specifically seeks

FDA approval to market a generic version of Helsinn's Aloxi[®] brand palonosetron hydrochloride intravenous solutions prior to the expiration of the '219 patent.

78. Upon information and belief, ANDA No. 204731 includes a certification under § 505(j)(2)(A)(vii)(IV) of the Federal Food, Drug and Cosmetic Act that the claims of the '219 patent are invalid. Defendant Akorn notified Plaintiffs of its certification and provided a detailed statement of the alleged basis for the certification, but did not allege noninfringement of any claim of the '219 patent, separate and apart from its assertions that those claims are allegedly invalid.

79. Defendant Akorn's submission to the FDA of ANDA No. 204731, including the § 505(j)(2)(A)(vii)(IV) allegations, constitutes infringement of the '219 patent under 35 U.S.C. § 271(e)(2)(A).

80. Defendant Akorn's active and knowing participation in, contribution to, aiding, abetting, and/or inducement of the submission to the FDA of ANDA No. 204731 and the § 505(j)(2)(A)(vii)(IV) certification constitutes infringement of the '219 patent under 35 U.S.C. § 271(e)(2)(A).

81. Plaintiffs are entitled to a declaration that, if Defendant Akorn commercially manufactures, uses, offers for sale, or sells its proposed generic versions of Helsinn's Aloxi[®] brand products within the United States, imports its proposed generic versions of Helsinn's Aloxi[®] brand products into the United States, and/or induces or contributes to such conduct, Defendant Akorn will infringe the '219 patent under 35 U.S.C. § 271(a), (b), and/or (c).

82. Plaintiffs will be irreparably harmed by Defendant Akorn's infringing activities unless those activities are enjoined by this Court. Plaintiffs do not have an adequate remedy at law.

COUNT X – INFRINGEMENT OF THE '094 PATENT BY AKORN'S ANDA

83. Plaintiffs reallege paragraphs 1-82 as if fully set forth herein.

84. Upon information and belief, Defendant Akorn submitted ANDA No. 204731 to the FDA under § 505(j) of the Federal Food, Drug and Cosmetic Act (21 U.S.C. § 355(j)). ANDA No. 204731 seeks the FDA approval necessary to engage in the commercial manufacture, use, sale, offer for sale, and/or importation of generic palonosetron hydrochloride intravenous solutions prior to the expiration of certain of Plaintiffs' Orange Book-listed patents that have the same expiration date as the '094 patent. ANDA No. 204731 specifically seeks FDA approval to market a generic version of Helsinn's Aloxi[®] brand palonosetron hydrochloride intravenous solutions prior to the expiration of the '094 patent.

85. Upon information and belief, ANDA No. 204731 includes a certification under § 505(j)(2)(A)(vii)(IV) of the Federal Food, Drug and Cosmetic Act that the claims of the '094 patent are invalid. Defendant Akorn notified Plaintiffs of its certification and provided a detailed statement of the alleged basis for the certification, but did not allege noninfringement of any claim of the '094 patent, separate and apart from its assertions that those claims are allegedly invalid.

86. Defendant Akorn's submission to the FDA of ANDA No. 204731, including the § 505(j)(2)(A)(vii)(IV) allegations, constitutes infringement of the '094 patent under 35 U.S.C. § 271(e)(2)(A).

87. Defendant Akorn's active and knowing participation in, contribution to, aiding, abetting, and/or inducement of the submission to the FDA of ANDA No. 204731 and the § 505(j)(2)(A)(vii)(IV) certification constitutes infringement of the '094 patent under 35 U.S.C. § 271(e)(2)(A).

88. Plaintiffs are entitled to a declaration that, if Defendant Akorn commercially manufactures, uses, offers for sale, or sells its proposed generic versions of Helsinn's Aloxi[®] brand products within the United States, imports its proposed generic versions of Helsinn's Aloxi[®] brand products into the United States, and/or induces or contributes to such conduct, Defendant Akorn will infringe the '094 patent under 35 U.S.C. § 271(a), (b), and/or (c).

89. Plaintiffs will be irreparably harmed by Defendant Akorn's infringing activities unless those activities are enjoined by this Court. Plaintiffs do not have an adequate remedy at law.

COUNT XI – INFRINGEMENT OF THE '724 PATENT BY INGENUS'S ANDA

90. Plaintiffs reallege paragraphs 1-89 as if fully set forth herein.

91. Upon information and belief, Defendant Ingenus submitted ANDA No. 208789 to the FDA under § 505(j) of the Federal Food, Drug and Cosmetic Act (21 U.S.C. § 355(j)). ANDA No. 208789 seeks the FDA approval necessary to engage in the commercial manufacture, use, sale, offer for sale, and/or importation of generic palonosetron hydrochloride intravenous solutions prior to the expiration of certain of Plaintiffs' Orange Book-listed patents that have the same expiration date as the '724 patent. ANDA No. 208789 specifically seeks FDA approval to market a generic version of Helsinn's Aloxi[®] brand palonosetron hydrochloride intravenous solutions prior to the expiration of the '724 patent.

92. Upon information and belief, ANDA No. 208789 includes a certification under § 505(j)(2)(A)(vii)(IV) of the Federal Food, Drug and Cosmetic Act that the claims of the '724 patent are invalid. Defendant Ingenus notified Plaintiffs of its certification and provided a detailed statement of the alleged basis for the certification.

93. Defendant Ingenus's submission to the FDA of ANDA No. 208789, including the § 505(j)(2)(A)(vii)(IV) allegations, constitutes infringement of the '724 patent under 35 U.S.C. § 271(e)(2)(A).

94. Defendant Ingenus's active and knowing participation in, contribution to, aiding, abetting, and/or inducement of the submission to the FDA of ANDA No. 208789 and the § 505(j)(2)(A)(vii)(IV) certification constitutes infringement of the '724 patent under 35 U.S.C. § 271(e)(2)(A).

95. Plaintiffs are entitled to a declaration that, if Defendant Ingenus commercially manufactures, uses, offers for sale, or sells its proposed generic versions of Helsinn's Aloxi[®] brand products within the United States, imports its proposed generic versions of Helsinn's Aloxi[®] brand products into the United States, and/or induces or contributes to such conduct, Defendant Ingenus will infringe the '724 patent under 35 U.S.C. § 271(a), (b), and/or (c).

96. Plaintiffs will be irreparably harmed by Defendant Ingenus's infringing activities unless those activities are enjoined by this Court. Plaintiffs do not have an adequate remedy at law.

COUNT XII – INFRINGEMENT OF THE '725 PATENT BY INGENUS'S ANDA

97. Plaintiffs reallege paragraphs 1-96 as if fully set forth herein.

98. Upon information and belief, Defendant Ingenus submitted ANDA No. 208789 to the FDA under § 505(j) of the Federal Food, Drug and Cosmetic Act (21 U.S.C. § 355(j)). ANDA No. 208789 seeks the FDA approval necessary to engage in the commercial manufacture, use, sale, offer for sale, and/or importation of generic palonosetron hydrochloride intravenous solutions prior to the expiration of certain of Plaintiffs' Orange Book-listed patents that have the same expiration date as the '725 patent. ANDA No. 208789 specifically seeks

FDA approval to market a generic version of Helsinn's Aloxi[®] brand palonosetron hydrochloride intravenous solutions prior to the expiration of the '725 patent.

99. Upon information and belief, ANDA No. 208789 includes a certification under § 505(j)(2)(A)(vii)(IV) of the Federal Food, Drug and Cosmetic Act that the claims of the '725 patent are invalid. Defendant Ingenus notified Plaintiffs of its certification and provided a detailed statement of the alleged basis for the certification.

100. Defendant Ingenus's submission to the FDA of ANDA No. 208789, including the § 505(j)(2)(A)(vii)(IV) allegations, constitutes infringement of the '725 patent under 35 U.S.C. § 271(e)(2)(A).

101. Defendant Ingenus's active and knowing participation in, contribution to, aiding, abetting, and/or inducement of the submission to the FDA of ANDA No. 208789 and the § 505(j)(2)(A)(vii)(IV) certification constitutes infringement of the '725 patent under 35 U.S.C. § 271(e)(2)(A).

102. Plaintiffs are entitled to a declaration that, if Defendant Ingenus commercially manufactures, uses, offers for sale, or sells its proposed generic versions of Helsinn's Aloxi[®] brand products within the United States, imports its proposed generic versions of Helsinn's Aloxi[®] brand products into the United States, and/or induces or contributes to such conduct, Defendant Ingenus will infringe the '725 patent under 35 U.S.C. § 271(a), (b), and/or (c).

103. Plaintiffs will be irreparably harmed by Defendant Ingenus's infringing activities unless those activities are enjoined by this Court. Plaintiffs do not have an adequate remedy at law.

COUNT XIII – INFRINGEMENT OF THE '424 PATENT BY INGENUS'S ANDA

104. Plaintiffs reallege paragraphs 1-103 as if fully set forth herein.

105. Upon information and belief, Defendant Ingenus submitted ANDA No. 208789 to the FDA under § 505(j) of the Federal Food, Drug and Cosmetic Act (21 U.S.C. § 355(j)). ANDA No. 208789 seeks the FDA approval necessary to engage in the commercial manufacture, use, sale, offer for sale, and/or importation of generic palonosetron hydrochloride intravenous solutions prior to the expiration of certain of Plaintiffs' Orange Book-listed patents that have the same expiration date as the '424 patent. ANDA No. 208789 specifically seeks FDA approval to market a generic version of Helsinn's Aloxi[®] brand palonosetron hydrochloride intravenous solutions prior to the expiration of the '424 patent.

106. Upon information and belief, ANDA No. 208789 includes a certification under § 505(j)(2)(A)(vii)(IV) of the Federal Food, Drug and Cosmetic Act that the claims of the '424 patent are invalid. Defendant Ingenus notified Plaintiffs of its certification and provided a detailed statement of the alleged basis for the certification.

107. Defendant Ingenus's submission to the FDA of ANDA No. 208789, including the § 505(j)(2)(A)(vii)(IV) allegations, constitutes infringement of the '424 patent under 35 U.S.C. § 271(e)(2)(A).

108. Defendant Ingenus's active and knowing participation in, contribution to, aiding, abetting, and/or inducement of the submission to the FDA of ANDA No. 208789 and the § 505(j)(2)(A)(vii)(IV) certification constitutes infringement of the '424 patent under 35 U.S.C. § 271(e)(2)(A).

109. Plaintiffs are entitled to a declaration that, if Defendant Ingenus commercially manufactures, uses, offers for sale, or sells its proposed generic versions of Helsinn's Aloxi[®] brand products within the United States, imports its proposed generic versions

of Helsinn's Aloxi[®] brand products into the United States, and/or induces or contributes to such conduct, Defendant Ingenus will infringe the '424 patent under 35 U.S.C. § 271(a), (b), and/or (c).

110. Plaintiffs will be irreparably harmed by Defendant Ingenus's infringing activities unless those activities are enjoined by this Court. Plaintiffs do not have an adequate remedy at law.

COUNT XIV - INFRINGEMENT OF THE '219 PATENT BY INGENUS'S ANDA

111. Plaintiffs reallege paragraphs 1-110 as if fully set forth herein.

112. Upon information and belief, Defendant Ingenus submitted ANDA No. 208789 to the FDA under § 505(j) of the Federal Food, Drug and Cosmetic Act (21 U.S.C. § 355(j)). ANDA No. 208789 seeks the FDA approval necessary to engage in the commercial manufacture, use, sale, offer for sale, and/or importation of generic palonosetron hydrochloride intravenous solutions prior to the expiration of certain of Plaintiffs' Orange Book-listed patents that have the same expiration date as the '219 patent. ANDA No. 208789 specifically seeks FDA approval to market a generic version of Helsinn's Aloxi[®] brand palonosetron hydrochloride intravenous solutions prior to the expiration of the '219 patent.

113. Upon information and belief, ANDA No. 208789 includes a certification under § 505(j)(2)(A)(vii)(IV) of the Federal Food, Drug and Cosmetic Act that the claims of the '219 patent are invalid. Defendant Ingenus notified Plaintiffs of its certification and provided a detailed statement of the alleged basis for the certification.

114. Defendant Ingenus's submission to the FDA of ANDA No. 208789, including the § 505(j)(2)(A)(vii)(IV) allegations, constitutes infringement of the '219 patent under 35 U.S.C. § 271(e)(2)(A).

115. Defendant Ingenus's active and knowing participation in, contribution to, aiding, abetting, and/or inducement of the submission to the FDA of ANDA No. 208789 and the § 505(j)(2)(A)(vii)(IV) certification constitutes infringement of the '219 patent under 35 U.S.C. § 271(e)(2)(A).

116. Plaintiffs are entitled to a declaration that, if Defendant Ingenus commercially manufactures, uses, offers for sale, or sells its proposed generic versions of Helsinn's Aloxi[®] brand products within the United States, imports its proposed generic versions of Helsinn's Aloxi[®] brand products into the United States, and/or induces or contributes to such conduct, Defendant Ingenus will infringe the '219 patent under 35 U.S.C. § 271(a), (b), and/or (c).

117. Plaintiffs will be irreparably harmed by Defendant Ingenus's infringing activities unless those activities are enjoined by this Court. Plaintiffs do not have an adequate remedy at law.

COUNT XV – INFRINGEMENT OF THE '094 PATENT BY INGENUS'S ANDA

118. Plaintiffs reallege paragraphs 1-117 as if fully set forth herein.

119. Upon information and belief, Defendant Ingenus submitted ANDA No. 208789 to the FDA under § 505(j) of the Federal Food, Drug and Cosmetic Act (21 U.S.C. § 355(j)). ANDA No. 208789 seeks the FDA approval necessary to engage in the commercial manufacture, use, sale, offer for sale, and/or importation of generic palonosetron hydrochloride intravenous solutions prior to the expiration of certain of Plaintiffs' Orange Book-listed patents that have the same expiration date as the '094 patent. ANDA No. 208789 specifically seeks FDA approval to market a generic version of Helsinn's Aloxi[®] brand palonosetron hydrochloride intravenous solutions prior to the expiration of the '094 patent.

120. Upon information and belief, ANDA No. 208789 includes a certification under § 505(j)(2)(A)(vii)(IV) of the Federal Food, Drug and Cosmetic Act that the claims of the '094 patent are invalid. Defendant Ingenus notified Plaintiffs of its certification and provided a detailed statement of the alleged basis for the certification.

121. Defendant Ingenus's submission to the FDA of ANDA No. 208789, including the § 505(j)(2)(A)(vii)(IV) allegations, constitutes infringement of the '094 patent under 35 U.S.C. § 271(e)(2)(A).

122. Defendant Ingenus's active and knowing participation in, contribution to, aiding, abetting, and/or inducement of the submission to the FDA of ANDA No. 208789 and the § 505(j)(2)(A)(vii)(IV) certification constitutes infringement of the '094 patent under 35 U.S.C. § 271(e)(2)(A).

123. Plaintiffs are entitled to a declaration that, if Defendant Ingenus commercially manufactures, uses, offers for sale, or sells its proposed generic versions of Helsinn's Aloxi[®] brand products within the United States, imports its proposed generic versions of Helsinn's Aloxi[®] brand products into the United States, and/or induces or contributes to such conduct, Defendant Ingenus will infringe the '094 patent under 35 U.S.C. § 271(a), (b), and/or (c).

124. Plaintiffs will be irreparably harmed by Defendant Ingenus's infringing activities unless those activities are enjoined by this Court. Plaintiffs do not have an adequate remedy at law.

PRAYER FOR RELIEF

WHEREFORE, Plaintiffs request that:

A. A Judgment be entered declaring that Defendant Sagent has infringed the '724, '725, '424, '219, and '094 patents by submitting ANDA No. 205870;

B. An Order be issued pursuant to 35 U.S.C. § 271(e)(4)(A) that the effective date of any approval of ANDA No. 205870 be a date that is not earlier than the expiration dates of the '724, '725, '424, '219, and '094 patents, or any later expiration of exclusivity for any of those patents to which Plaintiffs are or become entitled;

C. An Order be issued that Defendant Sagent, its officers, agents, servants, and employees, and those persons in active concert or participation with any of them, are preliminarily and permanently enjoined from commercially manufacturing, using, offering for sale, selling, or importing the proposed generic versions of Helsinn's Aloxi[®] brand products identified in this Complaint, and any other product that infringes or induces or contributes to the infringement of the '724, '725, '424, '219, and '094 patents, prior to the expiration of any of those patents, including any extensions to which Plaintiffs are or become entitled;

D. A Judgment be entered declaring that Defendant Akorn has infringed the '724, '725, '424, '219, and '094 patents by submitting ANDA No. 204731;

E. An Order be issued pursuant to 35 U.S.C. § 271(e)(4)(A) that the effective date of any approval of ANDA No. 204731 be a date that is not earlier than the expiration dates of the '724, '725, '424, '219, and '094 patents, or any later expiration of exclusivity for any of those patents to which Plaintiffs are or become entitled;

F. An Order be issued that Defendant Akorn, its officers, agents, servants, and employees, and those persons in active concert or participation with any of them, are preliminarily and permanently enjoined from commercially manufacturing, using, offering for

sale, selling, or importing the proposed generic versions of Helsinn's Aloxi[®] brand products identified in this Complaint, and any other product that infringes or induces or contributes to the infringement of the '724, '725, '424, '219, and '094 patents, prior to the expiration of any of those patents, including any extensions to which Plaintiffs are or become entitled;

G. A Judgment be entered declaring that Defendant Ingenus has infringed the '724, '725, '424, '219, and '094 patents by submitting ANDA No. 208789;

H. An Order be issued pursuant to 35 U.S.C. § 271(e)(4)(A) that the effective date of any approval of ANDA No. 208789 be a date that is not earlier than the expiration dates of the '724, '725, '424, '219, and '094 patents, or any later expiration of exclusivity for any of those patents to which Plaintiffs are or become entitled;

I. An Order be issued that Defendant Ingenus, its officers, agents, servants, and employees, and those persons in active concert or participation with any of them, are preliminarily and permanently enjoined from commercially manufacturing, using, offering for sale, selling, or importing the proposed generic versions of Helsinn's Aloxi[®] brand products identified in this Complaint, and any other product that infringes or induces or contributes to the infringement of the '724, '725, '424, '219, and '094 patents, prior to the expiration of any of those patents, including any extensions to which Plaintiffs are or become entitled; and

J. Plaintiffs be awarded such other and further relief as this Court deems just and proper.

Dated: January 11, 2016

Respectfully submitted,

Of Counsel:

Joseph M. O'Malley, Jr.
Eric W. Dittmann
Young J. Park
Isaac S. Ashkenazi
Gary Ji
Angela C. Ni
Dana Weir
PAUL HASTINGS LLP
75 East 55th Street
New York, NY 10022
(212) 318-6000
josephomalley@paulhastings.com
ericdittmann@paulhastings.com
youngpark@paulhastings.com
isaacashkenazi@paulhastings.com
garyji@paulhastings.com
angelani@paulhastings.com
danaweir@paulhastings.com

*Attorneys for Plaintiff
Helsinn Healthcare S.A.*

Mark E. Waddell
LOEB & LOEB LLP
345 Park Avenue
New York, NY 10154
(212) 407-4127
mwaddell@loeb.com

*Attorneys for Plaintiff
Roche Palo Alto LLC*

By: s/ Charles M. Lizza
Charles M. Lizza
William C. Baton
SAUL EWING LLP
One Riverfront Plaza, Suite 1520
Newark, NJ 07102-5426
(973) 286-6700
clizza@saul.com
wbaton@saul.com

*Attorneys for Plaintiffs
Helsinn Healthcare S.A. and
Roche Palo Alto LLC*

CERTIFICATION PURSUANT TO LOCAL CIVIL RULES 11.2 & 40.1

Pursuant to Local Civil Rules 11.2 and 40.1, I hereby certify that the matters captioned *Helsinn Healthcare S.A., et al. v. Dr. Reddy Laboratories, Ltd., et al.*, Civil Action No. 11-3962 (MLC)(DEA) (D.N.J. July 8, 2011) (Consolidated), *Helsinn Healthcare, S.A., et al. v. Dr. Reddy's Laboratories, Ltd., et al.*, Civil Action No. 12-2867 (MLC)(DEA) (D.N.J. May 11, 2012), *Helsinn Healthcare, S.A., et al. v. Dr. Reddy's Laboratories, Ltd., et al.*, Civil Action No. 14-4274 (MLC)(DEA) (D.N.J. July 7, 2014), *Helsinn Healthcare, S.A., et al. v. Teva Pharmaceuticals USA, Inc., et al.*, Civil Action No. 14-6341 (MLC)(DEA) (D.N.J. Oct. 13, 2014), *Helsinn Healthcare, S.A., et al. v. Hospira, Inc., et al.*, Civil Action No. 15-2077 (MLC)(DEA) (D.N.J. Mar. 23, 2015), *Helsinn Healthcare, S.A., et al. v. Fresenius Kabi USA, LLC, et al.*, Civil Action No. 15-7015 (MLC)(DEA) (D.N.J. Sept. 22, 2015); *Helsinn Healthcare, S.A., et al. v. Fresenius Kabi USA, LLC, et al.*, Civil Action No. 15-7378 (MLC)(DEA) (D.N.J. Oct. 8, 2015), *Helsinn Healthcare S.A., et al. v. Qilu Pharmaceutical Co., Ltd., et al.*, Civil Action No. 15-8132 (MLC)(DEA) (D.N.J. Oct. 17, 2015), *Helsinn Healthcare S.A., et al. v. Dr. Reddy Laboratories, Ltd., et al.*, Civil Action No. 15-8662 (MLC)(TJB) (D.N.J. Dec. 15, 2015), *Helsinn Healthcare, S.A., et al. v. Teva Pharmaceuticals USA, Inc., et al.*, Civil Action No. 15-8663 (MLC)(TJB) (D.N.J. Dec. 15, 2015), *Helsinn Healthcare, S.A., et al. v. Hospira, Inc.*, Civil Action No. 15-264 (GMS) (D. Del. Mar. 25, 2015), and *Helsinn Healthcare, S.A., et al. v. Exela Pharma Sciences LLC, et al.*, Civil Action No. 14-1444 (GMS) (D. Del. Dec. 1, 2014) (currently stayed) are related to the matter in controversy because the matter in controversy involves the same plaintiffs and the same or related patents, and because Defendants are seeking FDA approval to market generic versions of the same pharmaceutical products.

I further certify that, to the best of my knowledge, the matter in controversy is not the subject of any other action pending in any court, or of any pending arbitration or administrative proceeding.

Dated: January 11, 2016

Respectfully submitted,

Of Counsel:

Joseph M. O'Malley, Jr.
Eric W. Dittmann
Young J. Park
Isaac S. Ashkenazi
Gary Ji
Angela C. Ni
Dana Weir
PAUL HASTINGS LLP
75 East 55th Street
New York, NY 10022
(212) 318-6000
josephomalley@paulhastings.com
ericdittmann@paulhastings.com
youngpark@paulhastings.com
isaacashkenazi@paulhastings.com
garyji@paulhastings.com
angelani@paulhastings.com
danaweir@paulhastings.com

*Attorneys for Plaintiff
Helsinn Healthcare S.A.*

Mark E. Waddell
LOEB & LOEB LLP
345 Park Avenue
New York, NY 10154
(212) 407-4127
mwaddell@loeb.com

*Attorneys for Plaintiff
Roche Palo Alto LLC*

By: s/ Charles M. Lizza
Charles M. Lizza
William C. Baton
SAUL EWING LLP
One Riverfront Plaza, Suite 1520
Newark, NJ 07102-5426
(973) 286-6700
clizza@saul.com
wbaton@saul.com

*Attorneys for Plaintiffs
Helsinn Healthcare S.A. and
Roche Palo Alto LLC*

EXHIBIT A



US007947724B2

(12) **United States Patent**
Calderari et al.

(10) **Patent No.:** **US 7,947,724 B2**
(45) **Date of Patent:** ***May 24, 2011**

(54) **LIQUID PHARMACEUTICAL FORMULATIONS OF PALONOSETRON**

(75) Inventors: **Giorgio Calderari**, Rancate (CH); **Daniele Bonadeo**, Varese (IT); **Roberta Cannella**, Varese (IT); **Enrico Braglia**, Pazzallo (CH); **Riccardo Braglia**, Pazzallo (CH); **Andrew Mikszta**, Palo Alto, CA (US); **Thomas Malefyt**, Carmel Valley, CA (US); **Kathleen M. Lee**, Palo Alto, CA (US)

(73) Assignees: **Helsinn Healthcare S.A.**, Lugano (CH); **Roche Palo Alto LLC**, Palo Alto, CA (US)

(*) Notice: Subject to any disclaimer, the term of this patent is extended or adjusted under 35 U.S.C. 154(b) by 0 days.
This patent is subject to a terminal disclaimer.

(21) Appl. No.: **11/186,311**

(22) Filed: **Jul. 21, 2005**

(65) **Prior Publication Data**

US 2006/0069114 A1 Mar. 30, 2006

Related U.S. Application Data

(63) Continuation of application No. PCT/EP2004/000888, filed on Jan. 30, 2004.

(60) Provisional application No. 60/444,351, filed on Jan. 30, 2003.

(51) **Int. Cl.**
A01N 43/52 (2006.01)

(52) **U.S. Cl.** **514/397**

(58) **Field of Classification Search** 514/397
See application file for complete search history.

(56) **References Cited**

U.S. PATENT DOCUMENTS

4,695,578 A	9/1987	Coates et al.	514/397
4,753,789 A	6/1988	Tyers et al.	424/10
4,886,808 A	12/1989	King	514/299
4,906,755 A	3/1990	Gittos	546/94
4,929,632 A	5/1990	Tyers et al.	514/397
4,937,247 A	6/1990	King	514/299
5,011,846 A	4/1991	Gittos et al.	514/294
5,034,398 A	7/1991	King	514/299
5,202,333 A	4/1993	Berger et al.	514/296
5,240,954 A	8/1993	Tyers et al.	514/395
5,272,137 A	12/1993	Blase et al.	
5,344,658 A	9/1994	Collin	424/489
5,578,628 A	11/1996	Tyers et al.	514/397
5,578,632 A	11/1996	Tyers et al.	514/397

5,622,720 A	4/1997	Collin	424/489
5,854,270 A *	12/1998	Gambhir	514/397
5,922,749 A	7/1999	Tyers et al.	514/397
5,955,488 A	9/1999	Winterborn	514/399
6,063,802 A	5/2000	Winterborn	514/397
6,284,749 B1 *	9/2001	Castillo et al.	514/159
6,287,592 B1 *	9/2001	Dickinson	424/450
6,294,548 B1	9/2001	James	514/299
2001/0020029 A1	9/2001	James	514/299
2003/0095926 A1	5/2003	Dugger, III	424/43

FOREIGN PATENT DOCUMENTS

WO	WO 03/100091 A	12/2003
WO	WO-2004/045615 A1 *	6/2004
WO	WO-2004073714 A1 *	6/2004
WO	2004067005	8/2004

OTHER PUBLICATIONS

Chaitow, 1990, 3 pages.*
Eglen, R. M. et al., Pharmacological Characterization of RS 25259-197, a Novel and Selective 5-HT₃ Receptor Antagonist, in vivo, extracted from *British Journal of Pharmacology*, 1995, vol. 114, No. 4, pp. 860-866.
Chelly, Jacques et al., Oral RS-25259 Prevents Postoperative Nausea and Vomiting Following Laparoscopic Surgery, extracted from *Anesthesiology*, 1996, vol. 85, No. 3A, p. A21.
Sorbe, Bengt, 5-HT₃ Receptor Antagonists as Antiemetic Agents in Cancer Chemotherapy, extracted from *Expert Opinion on Investigational Drugs*, 1996, vol. 5, No. 4, pp. 389-407.
Gaster, Laramie M. and King, Frank D., Serotonin 5-HT₃ and 5-HT₄ Receptor Antagonists, extracted from *Medicinal Research Reviews*, 1997, vol. 17, No. 2, pp. 163-214.
Tang, Jun et al., Efficacy of RS-25259, a Novel 5-HT₃ Antagonist, in the Prevention of Postoperative Nausea and Vomiting After Major Gynecologic Surgery, abstract extracted from *Anesthesiology*, 1997, vol. 85, No. 3, suppl. p. A329.
Tang, Jun et al., The Efficacy of RS-25259, a Long-Acting Selective 5-HT₃ Receptor Antagonist, for Preventing Postoperative Nausea and Vomiting After Hysterectomy Procedures, extracted from *Anesthesia and Analgesia*, 1998, vol. 87, pp. 462-467.
Adis R&D Profile, Palonosetron RS 25259, RS 25259 197, extracted from *Drugs in R&D*, Oct. 1999, vol. 2, No. 4, pp. 251-252.
Piraccini, Gaia et al., An Interesting 5-HT₃ Receptor Antagonist Antiemetic for Patients Undergoing Chemotherapy-Based Conditioning Regimens?, extracted from *Blood*, Nov. 16, 2001, vol. 98, No. 11, part 2, p. 350b, abstract No. 5169.

(Continued)

Primary Examiner — Brandon J Fetterolf
Assistant Examiner — Shirley V Gembeh
(74) *Attorney, Agent, or Firm* — Arnall Golden Gregory LLP; Clark G. Sullivan

(57) **ABSTRACT**

The present invention relates to shelf-stable liquid formulations of palonosetron for reducing chemotherapy and radiotherapy induced emesis with palonosetron. The formulations are particularly useful in the preparation of intravenous and oral liquid medicaments.

14 Claims, No Drawings

US 7,947,724 B2

Page 2

OTHER PUBLICATIONS

- Stacher, Georg, *Palonosetron Helsinn*, extracted from *Current Opinion in Investigational Drugs*, Oct. 2002, vol. 3, No. 10, pp. 1502-1507.
- Navari, Rudolph M., Pathogenesis-Based Treatment of Chemotherapy-Induced Nausea and Vomiting—Two New Agents, extracted from *Journal of Supportive Oncology*, 2003, vol. 1(2), pp. 89-103.
- Opposition Brief filed by Dr. Reddy's Laboratories (UK) Limited, opposition to European Patent No. 1601359 B1, Jul. 7, 2009.
- Photolytic and oxidative degradation of an antiemetic agent, RG 12915 (Won C. M. Et al, *International Journal of Pharmaceutics* 121 (1995) 95-105 (1995).
- Palonosetron: a phase II dose ranging study to assess over a 7 day period the single dose pharmacokinetic profile of palonosetron in patients receiving highly emetogenic chemotherapy. Piraccini G et al., *Proc. Am. Soc. Clin. Oncol* 2002 21 Abs 449 (2002).
- Formulation and administration techniques to minimize injection pain and tissue damage associated with parenteral products. Larry A. Gatlin; Carol A Brister Gatlin, from *Injectable Drug Development: Techniques to Reduce Pain and Irritation* [Edited by Pramod K. Gupta, Gayle A. Brazeau; Published by Informa Health Care (original copyright of 1999 by Interpharma Press), 1999; ISBN 1574910957, 9781574910957)], p. 401-421.
- Parenteral Dosage Forms. Joanne Broadhead. from Part 11—Early drug development, *Pharmaceutical preformulation and formulation: a practice guide from candidate drug selection to commercial dosage form* [Edited by Mark Gibson; Published by Interpharma Press, 2001; ISBN 1574911201, 9781574911206)], p. 331-353.
- Opposition Brief filed by Tecnimedede Sociedade Tecnico-Medicinal S.A., opposition to European Patent No. 1601359 B1, Jul. 8, 2009.
- Response brief filed by Helsinn Healthcare S.A. dated Jul. 13, 2007, in response to the communication pursuant to Art. 96(2) EPC of Jan. 3, 2007 regarding Serial No. 04 706 657.6-2123.
- European Patent Office official communication dated Jul. 19, 2006 regarding Serial No. 04 706 657.6.
- Response of Helsinn Healthcare S.A. dated Nov. 29, 2006 regarding EPO official communication dated Jul. 19, 2006.
- Lachman et al., *The Theory and Practice of Industrial Pharmacy*, 1986, third edition, pp. 652-784.
- Opposition Brief filed by Martin Paul White, opposition to European Patent No. 1601359 B1, Jul. 8, 2009.
- Wong et al. (1995), in *British Journal of Pharmacology*, vol. 114, pp. 851-859 and Eglon et al. (1995), in *British Journal of Pharmacology*, vol. 114, pp. 860-866.
- Cover page and pp. 642-644 and 783-784 of *The Theory and Practice of Industrial Pharmacy*, Third Edition, Lea and Febiger (1986).
- Cover page and pp. 514-515 of *Modern Pharmaceutics*, Second Edition, Marcel Dekker (1990).
- Cover page and pp. 142-143 of *Pharmaceutical Dosage Forms: Parenteral Medications* vol. 1, Second Edition, Marcel Dekker (1992).
- Mitsuo Matsumoto, et al., "Yakuzaigaku Manual", 1st edition, Nanzando Co., Ltd. (1989) 2 pages.
- Michael J. Pikal, "Freeze Drying", *Encyclopedia of Pharmaceutical Technology*, Third Edition, Jan. 2007, pp. 1824-1825, vol. 3, Informa Pharmaceuticals & Healthcare.
- Daniele Bonadeo, "Supplemental Declaration of Daniele Bonadeo 37 C.F.R. 1.132", U.S. Appl. No. 11/388,270, Jun. 8, 2009.
- Kranke et al. 2007, "Recent advances, trends and economic considerations in . . ." *Expert Opinion Pharmacother.*, 8 (18): 3217-3235).
- Morrow et al. 1995, Progress in reducing nausea and emesis. Comparisons of ondansetron, granisetron, and tropisetron. *Cancer*, vol. 76 No. 3 pp. 343-357.
- USPTO Notice of Allowance and Fee Due, U.S. Appl. No. 11/388,270, filed Mar. 24, 2006, Date Mailed Jan. 26, 2010.
- USPTO Office Action, U.S. Appl. No. 11/129,839, Date Mailed Jan. 15, 2010.
- Israili, Zafar H., *Clinical Pharmacology of Serotonin Receptor Type-3 (5-HT₃) Antagonists*, *Curr. Med. Chem.—Central Nervous System Agents*, 2001, 1, 171-199.
- Barton (Citrate Buffer Calculation), 2000, 2 pages.
- USPTO Office Action, U.S. Appl. No. 11/201,035, Date Mailed Aug. 19, 2009.
- Response of Helsinn Healthcare to opposition of EP Serial No. 04 706 657.6 dated Feb. 11, 2010.
- Annex 1 (Statement of Waldo Mossi, Ph.D.) to Response of Helsinn Healthcare to opposition of EP Serial No. 04 706 657.6 dated Feb. 11, 2010.
- Annex 2 to Response of Helsinn Healthcare to opposition of EP Serial No. 04 706 657.6 dated Feb. 11, 2010.
- Annex 3 to Response of Helsinn Healthcare to opposition of EP Serial No. 04 706 657.6 dated Feb. 11, 2010.

* cited by examiner

US 7,947,724 B2

1

LIQUID PHARMACEUTICAL FORMULATIONS OF PALONOSETRON

The present application is a continuation of PCT/EP04/000888, filed Jan. 30, 2004, which claims priority to U.S. Provisional Application 60/444,351, filed Jan. 30, 2003. The content of these applications is incorporated herein by reference.

BACKGROUND OF THE INVENTION

The present invention relates to shelf-life stable liquid formulations of palonosetron that are especially useful in the preparation of injectable and oral medicaments.

Emesis is a devastating consequence of cytotoxic therapy, radiotherapy, and post-operative environments that drastically affects the quality of life of people undergoing such treatments. In recent years a class of drugs referred to as 5-HT₃ (5-hydroxytryptamine) receptor antagonists has been developed that treat such emesis by antagonizing cerebral functions associated with the 5-HT₃ receptor. See *Drugs Acting on 5-Hydroxytryptamine Receptors*: The Lancet Sep. 23, 1989 and references cited therein. Drugs within this class include ondansetron, granisetron, alosetron, tropisetron, and dolasetron. These 5-HT₃ antagonists are often administered intravenously shortly before chemotherapy or radiotherapy is initiated, and can be administered more than once during a cycle of chemotherapy or radiotherapy. In addition, they are often supplied as tablets or oral elixirs to either supplement an intravenous administration, or to ease home usage of the drug if the patient is self-administering the chemotherapeutic regimen.

Because some chemotherapeutic agents can induce emesis over extended periods of several days even when they are administered only once, it would be desirable to administer an emesis-inhibiting drug such as a 5-HT₃ antagonist every day until the risk of emesis has substantially subsided. The present class of 5-HT₃ antagonists has not proven especially helpful meeting this need, however, because the 5-HT₃ receptor antagonists currently marketed have proven to be less effective in controlling delayed nausea and vomiting than they are at controlling acute emesis. Sabra, K., *Choice of a 5HT₃ Receptor Antagonist for the Hospital Formulary*. EHP, October 1996;2 (suppl 1):S19-24.

Recently, clinical investigations have been made concerning palonosetron, a new 5-HT₃ receptor antagonist reported in U.S. Pat. No. 5,202,333. These investigations have shown that the drug is an order of magnitude more potent than most existing 5-HT₃ receptor antagonists, has a surprising half-life of about 40 hours, and is effective to reduce delayed-onset nausea induced by chemotherapeutic agents. However, formulating palonosetron in liquid formulations has not proven an easy task, typically due to shelf-stability issues. U.S. Pat. No. 5,202,333 discloses an intravenous formulation of palonosetron in example 13 that contains the following ingredients:

Ingredient	Mg
Palonosetron HCl	10-100 mg.
Dextrose Monohydrate	q.s. to make Isotonic
Citric Acid Monohydrate	1.05 mg.
Sodium Hydroxide	0.18 mg.
WFJ	To 1.0 ml.

2

The formulation has a pH of 3.7 and a shelf stability of less than the 1-2 year time period required by health authorities in various countries.

Ondansetron, its uses, and medicaments made with ondansetron are disclosed in U.S. Pat. Nos. 4,695,578, 4,753, 789, 4,929,632, 5,240,954, 5,344,658, 5,578,628, 5,578,632, 5,922,749, 5,622,720, 5,955,488, and 6,063,802. Commercially it is distributed by GlaxoSmithKline as Zofran® and is indicated for prevention of postoperative nausea and vomiting (PONV), cancer chemotherapy-induced nausea and vomiting (CINV), and radiotherapy-induced nausea and vomiting (RINV) and it is available as an injection, tablets and solution, and as Zofran ODT® (ondansetron) Orally Disintegrating Tablets.

Granisetron, its uses, and medicaments made with granisetron are disclosed in U.S. Pat. Nos. 4,886,808, 4,937,247, 5,034,398 and 6,294,548. Commercially it is distributed by Roche Laboratories Inc. as Kytril®, indicated for the prevention of nausea and vomiting associated with chemotherapy or radiation therapy, and is offered in tablet form, oral solution, and as an injection.

Alosetron, its uses, and medicaments made with alosetron are disclosed in U.S. Pat. Nos. 5,360,800 and 6,284,770. Commercially it is distributed by GlaxoSmithKline as Lotronex®.

Tropisetron is commercially available as Navoban® (Novartis) CAS-89565-68-4 (tropisetron); CAS-105826-92-4 (tropisetron hydrochloride) and it is indicated for treatment of PONV and CINV.

Dolasetron, its uses, and medicaments made with ondansetron are disclosed in U.S. Pat. Nos. 5,011,846, and 4,906,755. Commercially it is distributed by Aventis Pharmaceuticals Inc. as Anzemet®, indicated for prevention of both PONV and CINV, and it is offered in the form of a tablet or an intravenous solution.

Therefore, there exists a need for a palonosetron formulation with increased stability and thereby increased shelf life. There also exists a need for an appropriate range of concentrations for both the 5-HT₃ receptor antagonist and its pharmaceutically acceptable carriers that would facilitate making a formulation with this increased stability.

It is an object of the present invention to provide a formulation of Palonosetron hydrochloride with increased pharmaceutical stability for preventing and/or reducing emesis.

It is another object of the invention to provide an acceptable range of concentrations which will stabilize a formulation containing Palonosetron hydrochloride.

It is a further object of the invention to provide a formulation of Palonosetron which would allow for prolonged storage.

It is also an object of the invention to provide a formulation of Palonosetron which would allow terminal sterilization.

SUMMARY OF THE INVENTION

The inventors have made a series of discoveries that support a surprisingly effective and versatile formulation for the treatment and prevention of emesis using palonosetron. These formulations are shelf stable for periods greater than 24 months at room temperature, and thus can be stored without refrigeration, and manufactured using non-aseptic, terminal sterilization processes.

In one aspect, the inventors have discovered that formulations which include the active ingredient palonosetron require in some instances only 1/10th the amount of other previously known compounds for treating emesis, which surprisingly allows the use of concentrations of palonosetron far below

US 7,947,724 B2

3

those that would ordinarily be expected. Thus, in one embodiment the invention provides a pharmaceutically stable solution for preventing or reducing emesis comprising a) from about 0.01 mg/mL to about 5 mg/mL palonosetron or a pharmaceutically acceptable salt thereof; and b) a pharmaceutically acceptable carrier.

The inventors have further discovered that by adjusting the formulation's pH and/or excipient concentrations it is possible to increase the stability of palonosetron formulations. Therefore, in another embodiment, the invention provides a pharmaceutically stable solution for preventing or reducing emesis comprising a) palonosetron or a pharmaceutically acceptable salt thereof; and b) a pharmaceutically acceptable carrier, at a pH from about 4.0 to about 6.0. In another embodiment the invention provides a pharmaceutically stable solution for preventing or reducing emesis comprising from about 0.01 to about 5.0 mg/ml palonosetron or a pharmaceutically acceptable salt thereof; from about 10 to about 100 millimoles citrate buffer; and from about 0.005 to about 1.0 mg/ml EDTA.

The inventors have further discovered that the addition of mannitol and a chelating agent can increase the stability of palonosetron formulations. Therefore, in still another embodiment the invention provides a pharmaceutically stable solution for preventing or reducing emesis comprising a) palonosetron or a pharmaceutically acceptable salt thereof and b) a pharmaceutically acceptable carrier, wherein the pharmaceutically acceptable carrier comprises a chelating agent and mannitol.

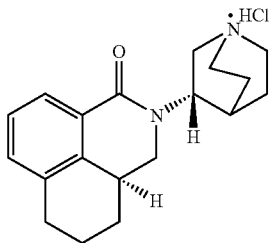
DETAILED DESCRIPTION OF THE INVENTION

Definitions

"Vial" means a small glass container sealed with the most suitable stopper and seal, other suitable primary containers may be used, for instance, but not limited to, pre-filled syringes. Vial also means a sealed container of medication that is used one time only, and includes breakable and non-breakable glass vials, breakable plastic vials, miniature screw-top jars, and any other type of container of a size capable of holding only one unit dose of palonosetron (typically about 5 mls.).

Throughout this specification the word "comprise," or variations such as "comprises" or "comprising," will be understood to imply the inclusion of a stated element, integer or step, or group of elements, integers or steps, but not the exclusion of any other element, integer or step, or group of elements, integers or steps

"Palonosetron" means (3aS)-2,3,3a,4,5,6-Hexahydro-2-[(S)-1-Azabicyclo[2.2.2]oct-3-yl]2,3,3a,4,5,6-hexahydro-1-oxo-1Hbenz[de]isoquinoline, and is preferably present as the monohydrochloride. Palonosetron monohydrochloride can be represented by the following chemical structure:



4

Concentrations—When concentrations of palonosetron are given herein, the concentration is measured in terms of the weight of the free base. Concentrations of all other ingredients are given based on the weight of ingredient added to the solution.

"Pharmaceutically acceptable" means that which is useful in preparing a pharmaceutical composition that is generally safe, non-toxic and neither biologically nor otherwise undesirable and includes that which is acceptable for veterinary use as well as human pharmaceutical use.

"Pharmaceutically acceptable salts" means salts which are pharmaceutically acceptable, as defined above, and which possess the desired pharmacological activity. Such salts include acid addition salts formed with inorganic acids such as hydrochloric acid, hydrobromic acid, sulfuric acid, nitric acid, phosphoric acid, and the like; or with organic acids such as acetic acid, propionic acid, hexanoic acid, heptanoic acid, cyclopentanepropionic acid, glycolic acid, pyruvic acid, lactic acid, malonic acid, succinic acid, malic acid, maleic acid, fumaric acid, tartaric acid, citric acid, benzoic acid, o-(4-hydroxybenzoyl)benzoic acid, cinnamic acid, mandelic acid, methanesulfonic acid, ethanesulfonic acid, 1,2-ethanedithiolsulfonic acid, 2-hydroxyethanesulfonic acid, benzenesulfonic acid p-chlorobenzenesulfonic acid, 2-naphthalenesulfonic acid, p-toluenesulfonic acid, camphorsulfonic acid, 4-methylbicyclo[2.2.2]oct-2-ene-1-carboxylic acid, glucoheptonic acid, 4,4'-methylenebis(3-hydroxy-2-ene-1-carboxylic acid), 3-phenylpropionic acid, trimethylacetic acid, tertiary butylacetic acid, lauryl sulfuric acid, gluconic acid, glutamic acid, hydroxynaphthoic acid, salicylic acid, stearic acid, muconic acid, and the like.

In addition, pharmaceutically acceptable salts may be formed when an acidic proton present is capable of reacting with inorganic or organic bases. Acceptable inorganic bases include sodium hydroxide, sodium carbonate, potassium hydroxide, aluminum hydroxide and calcium hydroxide. Acceptable organic bases include ethanolamine, diethanolamine, triethanolamine, tromethamine, N-methylglucamine and the like.

Discussion

The fact that palonosetron can be formulated in some instances at concentrations of only about $\frac{1}{10}^{th}$ the amount of other previously known compounds for treating emesis, surprisingly allows the use of concentrations of palonosetron far below those that would ordinarily be expected. Thus, in one embodiment the invention provides a pharmaceutically stable solution for preventing or reducing emesis comprising a) from about 0.01 mg/mL to about 5 mg/mL palonosetron or a pharmaceutically acceptable salt thereof; and b) a pharmaceutically acceptable carrier. Similarly, in another embodiment the invention provides a method of formulating a pharmaceutically stable solution of palonosetron comprising admixing from about 0.01 mg/mL to about 5 mg/mL palonosetron or a pharmaceutically acceptable salt thereof; with a pharmaceutically acceptable carrier. In alternative embodiments, the formulation includes palonosetron or a pharmaceutically acceptable salt thereof in a concentration from about 0.02 mg/mL to about 1.0 mg/mL, from about 0.03 mg/mL to about 0.2 mg/mL, and most optimally about 0.05 mg/ml.

A particular advantage associated with the lower dosages of intravenous palonosetron is the ability to administer the drug in a single intravenous bolus over a short, discrete time period. This time period generally extends from about 10 to about 60 seconds, or about 10 to about 40 seconds, and most preferably is about 10 to 30 seconds. In one particular embodiment the palonosetron is supplied in vials that com-

US 7,947,724 B2

5

prise 5 ml. of solution, which equates to about 0.25 mg of palonosetron at a concentration of about 0.05 mg/ml.

The inventors have further discovered that by adjusting the formulation's pH and/or excipient concentrations it is possible to increase the stability of palonosetron formulations. Therefore, in another embodiment, the invention provides a pharmaceutically stable solution for preventing or reducing emesis comprising a) palonosetron or a pharmaceutically acceptable salt thereof; and b) a pharmaceutically acceptable carrier, at a pH from about 4.0 to about 6.0. Similarly, in another embodiment the invention provides a method of formulating a pharmaceutically stable solution of palonosetron comprising admixing a) palonosetron or a pharmaceutically acceptable salt thereof; and b) a pharmaceutically acceptable carrier, at a pH from about 4.0 to about 6.0. In alternative embodiments, the pH is from about 4.5 to about 5.5, and most optimally about 5.0. There are many examples to those of skill in the art of suitable solutions to adjust the pH of a formulation. Two exemplary solutions are sodium hydroxide and hydrochloric acid solution, either of which could be used to adjust the pH of the formulation.

In another embodiment the invention provides a pharmaceutically stable solution for preventing or reducing emesis comprising from about 0.01 to about 5.0 mg/ml palonosetron or a pharmaceutically acceptable salt thereof and (i) from about 10 to about 100 millimoles citrate buffer, and/or (ii) from about 0.005 to about 1.0 mg/ml EDTA. Similarly, in another embodiment the invention provides a method of formulating a pharmaceutically stable solution of palonosetron comprising admixing from about 0.01 to about 5.0 mg/ml palonosetron or a pharmaceutically acceptable salt thereof and (i) from about 10 to about 100 millimoles citrate buffer, and/or (ii) from about 0.005 to about 1.0 mg/ml EDTA. The citrate buffer can be in the form of citric acid and/or a salt of citric acid such as trisodium citrate. In various embodiments, the ranges of one or more of the foregoing ingredients can be modified as follows:

The formulation may comprise palonosetron or a pharmaceutically acceptable salt thereof in a concentration from about 0.02 mg/mL to about 1.0 mg/mL, from about 0.03 mg/mL to about 0.2 mg/mL palonosetron hydrochloride, and most optimally about 0.05 mg/ml.

The formulation may comprise citrate buffer in a concentration of from about 10 to about 40 millimoles, or 15-30 millimoles.

The formulation may comprise EDTA in a concentration of from about 0.005 mg/ml to about 1.0 mg/ml, or about 0.3 to about 0.7 mg/ml, and most optimally about 0.5 mg/ml.

The inventors have further discovered that the addition of mannitol and a chelating agent can increase the stability of palonosetron formulations. Therefore, in still another embodiment the invention provides a pharmaceutically stable solution for preventing or reducing emesis comprising a) palonosetron or a pharmaceutically acceptable salt thereof and b) a pharmaceutically acceptable carrier, wherein the pharmaceutically acceptable carrier comprises a chelating agent and mannitol. Similarly, in another embodiment the invention provides a method of formulating a pharmaceutically stable solution of palonosetron comprising admixing a) palonosetron or a pharmaceutically acceptable salt thereof and b) a pharmaceutically acceptable carrier, wherein the pharmaceutically acceptable carrier comprises a chelating agent and mannitol. The chelating agent is preferably EDTA, and, in various embodiments the chelating agent is present in a concentration of from about 0.005 to about 1.0 mg/mL or from about 0.05 mg/mL to about 1.0 mg/mL or from about 0.3

6

to about 0.7 mg/ml, or most optimally about 0.5 mg/ml. In various embodiments the mannitol is present in a concentration of from about 10.0 mg/ml to about 80.0 mg/ml, from about 20.0 mg/mL to about 60.0 mg/ml, or from about 40.0 to about 45.0 mg/ml.

Injectable formulations are typically formulated as aqueous solutions in which water is the primary excipient. Oral formulations will differ from injectable formulations generally by the additional presence of flavoring agents, coloring agents, or viscosity agents. Natural or synthetic sweeteners include, among others, mannitol, sorbitol, saccharose, saccharine, aspartame, acelsulphame K, or cyclamate. These agents are generally present in concentrations in excess of 100 mg/ml or 250 mg/ml when used as sweetening agents, in contrast to the 41.5 mg/ml concentration of mannitol described in some of the embodiments of the invention, in which mannitol is acting simply as a tonicifying agent.

The formulations of the present invention are particularly suited for use in injectable and oral liquid formulations, but it will be understood that the solutions may have alternative uses. For example, they may be used as intermediates in the preparation of other pharmaceutical dosage forms. Similarly, they may have other routes of administration including intranasal or inhalation. Injectable formulations may take any route including intramuscular, intravenous or subcutaneous.

Still further embodiments relate to improvements in the ease with which the palonosetron formulation can be stored or manufactured. In particular, the inventors have discovered that the formulations of the present invention allow storage of the product for extended periods at room temperature. Thus, in yet another embodiment the invention provides a method of storing one or more containers in which are contained a solution of palonosetron or a pharmaceutically acceptable salt thereof comprising: a) providing a room comprising said one or more containers; b) adjusting or maintaining the temperature of the room at greater than about ten, 15, or 20 degrees celcius; and c) storing said containers in said room for one month, 3 months, 6 months, one year, 18 months, 24 months or more (but preferably not exceeding 36 months), wherein (i) the palonosetron or pharmaceutical salt thereof is present in a concentration of from about 0.01 mg/mL to about 5.0 mg/mL, (ii) the pH of the solution is from about 4.0 to about 6.0, (iii) the solution comprises from about 0.01 to about 5.0 mg/ml palonosetron or a pharmaceutically acceptable salt thereof, from about 10 to about 100 millimoles citrate buffer and from about 0.005 to about 1.0 mg/ml EDTA, (iv) the solution comprises a chelating agent, or (v) the solution comprises from about 10 to about 100 millimoles of a citrate buffer.

The stability of the foregoing formulations also lends itself well to terminal sterilization processes in the manufacturing process. Therefore, in still another embodiment the invention provides a method of filling a container in which is contained a solution of palonosetron or a pharmaceutically acceptable salt thereof comprising: a) providing one or more sterile open containers (preferably 5 ml. vials); b) filling said containers with a solution of palonosetron in a non-aseptic environment; c) sealing said filled containers; and d) sterilizing said sealed, filled containers, wherein (i) the palonosetron or pharmaceutical salt thereof is present in a concentration of from about 0.01 mg/mL to about 5 mg/mL, (ii) the pH of the solution is from about 4.0 to about 6.0, (iii) the solution comprises from about 0.01 to about 5.0 mg/ml palonosetron or a pharmaceutically acceptable salt thereof, from about 10 to about 100 millimoles citrate buffer and from about 0.005 to about 1.0

US 7,947,724 B2

7

mg/ml EDTA, (iv) the solution comprises a chelating agent, or (v) the solution comprises from about 10 to about 100 milliMoles of a citrate buffer.

EXAMPLES

Example 1

Stabilizing pH

A study was conducted to determine the effect of pH on formulations containing palonosetron hydrochloride, measuring the stability at 80° C. at pH 2.0, 5.0, 7.4, and 10.0. The results indicated that palonosetron hydrochloride is most stable at pH 5.0.

Example 2

Stabilizing Concentration Ranges

A formulation optimization study was performed using an experimental design software. Twenty-four lots of drug product were analyzed to investigate the appropriate concentration ranges for palonosetron hydrochloride (0.05 mg/mL to 5.0 mg/mL), citrate buffer (0 to 80 mM) and EDTA (0 to 0.10%). The level of EDTA and citrate buffer were selected based on the optimal formulation, which was shown to be formulated with EDTA 0.05% and 20 mM citrate buffer at pH 5.0. The results of this study indicated that palonosetron concentration was also a critical factor in chemical stability, with greatest stability seen at the lowest palonosetron concentrations.

Example 3

Tonicifying Agent

Formulations of palonosetron hydrochloride in citrate buffer were prepared including either a) sodium chloride or b) mannitol. The palonosetron hydrochloride formulation including mannitol showed superior stability. The optimum level of mannitol required for an isotonic solution was found to be 4.15%.

Example 4

Formulation I

The following is a representative pharmaceutical formulation containing palonosetron that is useful for intravenous formulations, or other liquid formulations of the drug.

Ingredient	mg/mL
Palonosetron Hydrochloride	0.05*
Mannitol	41.5
EDTA	0.5
Trisodium citrate	3.7
Citric acid	1.56
WFJ	q.s. to 1 ml
Sodium hydroxide solution and/or hydrochloric acid solution	pH 5.0 ± 0.5

*calculated as a free base

8

Example 5

Formulation II

5 The following is a representative pharmaceutical formulation containing palonosetron that is useful for oral formulations, or other liquid formulations of the drug.

Ingredient	mg/mL
Palonosetron Hydrochloride	0.05*
Mannitol	150
EDTA	0.5
Trisodium citrate	3.7
Citric acid	1.56
WFJ	q.s. to 1 ml
Sodium hydroxide solution and/or hydrochloric acid solution	pH 5.0 ± 0.5
Flavoring	q.s.

20 *calculated as a free base

Example 6

Stability of Palonosetron without Dexamethasone

25 The physical and chemical stability of palonosetron HCl was studied in concentrations of 5 µg/mL and 30 µg/mL in 5% dextrose injection, 0.9% sodium chloride injection 5% dextrose in 0.45% sodium chloride injection, and dextrose 5% in lactated Ringer's injection. The admixtures were evaluated over 14 days at 4° C. in the dark and for 48 hours at 23° C. under fluorescent light.

30 Test samples of palonosetron HCl were prepared in polyvinyl chloride (PVC) bags of the infusion solutions at concentrations of 5 and 30 µg/mL. Evaluations for physical and chemical stability were performed on samples taken initially and after 1, 3, 5, 7, and 14 days of storage at 4° C. and after 1, 4, 24, and 48 hours at 23° C. Physical stability was assessed using visual observation in normal room light and using a high-intensity monodirectional light beam. In addition, turbidity and particle content were measured electronically. Chemical stability of the drug was evaluated by using a stability-indicating high performance liquid chromatographic (HPLC) analytical technique.

35 All samples were physically stable throughout the study. The solution remained clear, and little or no change in particulate burden and haze level were found. Additionally, little or no loss of palonosetron HCl occurred in any of the samples at either temperature throughout the entire study period.

Example 7

Stability of Palonosetron with Dexamethasone

55 The physical and chemical stability of palonosetron HCl 0.25 mg admixed with dexamethasone (as sodium phosphate) 10 mg or 20 mg in 5% dextrose injection or 0.9% sodium chloride injection in polyvinyl chloride (PVC) minibags, and also admixed with dexamethasone (as sodium phosphate) 3.3 mg in 5% dextrose injection or 0.9% sodium chloride injection in polypropylene syringes at 4° C. in the dark for 14 days and at 23° C. exposed to normal laboratory fluorescent light over 48 hours, was studied.

65 Test samples of palonosetron HCl 5 µg/mL with dexamethasone (as sodium phosphate) 0.2 mg/mL and also 0.4 mg/mL were prepared in polyvinyl chloride (PVC) minibags

US 7,947,724 B2

9

of each infusion solution. Additionally, palonosetron HCl 25 µg/mL with dexamethasone (as sodium phosphate) 0.33 mg/mL in each infusion solution were prepared as 10 mL of test solution in 20-mL polypropylene syringes. Evaluations for physical and chemical stability were performed on samples taken initially and after 1, 3, 7, and 14 days of storage at 4° C. and after 1, 4, 24, and 48 hours at 23° C. Physical stability was assessed using visual observation in normal room light and using a high-intensity monodirectional light beam. In addition, turbidity and particle content were measured electronically. Chemical stability of the drug was evaluated by using a stability-indicating high performance liquid chromatographic (HPLC) analytical technique.

All samples were physically compatible throughout the study. The solutions remained clear, and little or no change in particulate burden and haze level were found. Additionally, little or no loss of palonosetron HCl and dexamethasone occurred in any of the samples at either temperature throughout the entire study period.

This invention has been described with reference to its preferred embodiments. Variations and modifications of the invention will be obvious to those skilled in the art from the foregoing detailed description of the invention.

What is claimed is:

1. A pharmaceutically stable intravenous solution for reducing emesis or reducing the likelihood of emesis comprising:

- a) from 0.03 mg/ml to 0.2 mg/ml palonosetron or a pharmaceutically acceptable salt thereof, buffered at a pH of from 4.0 to 6.0; and
- b) a pharmaceutically acceptable sterile aqueous carrier including a tonicifying effective amount of mannitol and from 0.005 mg/ml to 1.0 mg/ml EDTA.

10

2. The solution of claim 1 wherein the palonosetron or pharmaceutically acceptable salt thereof is in concentration of about 0.05 mg/ml.

3. The solution of claim 1 comprising palonosetron hydrochloride.

4. The solution of claim 1 wherein the pH is from 4.5 to 5.5.

5. The solution of claim 1 wherein the pharmaceutically acceptable carrier comprises from 10 to 100 millimoles of a citrate buffer.

6. The solution of claim 1 comprising 0.3 to 0.7 mg/ml EDTA, and from 10 to 40 millimoles of a citrate buffer.

7. The solution of claim 1 comprising 0.3 to 0.7 mg/ml EDTA, from 10.0 to 80.0 mg/ml mannitol, and from 10 to 40 millimoles of a citrate buffer.

8. A pharmaceutically stable isotonic intravenous solution for reducing emesis or reducing the likelihood of emesis comprising:

a) from 0.01 mg/ml to 5 mg/ml palonosetron or a pharmaceutically acceptable salt thereof, at a pH of from 4.0 to 6.0; and

b) an aqueous pharmaceutically acceptable carrier including a chelating agent.

9. The solution of claim 8 wherein the palonosetron or pharmaceutically acceptable salt thereof is in concentration of about 0.05 mg/ml.

10. The solution of claim 8 comprising palonosetron hydrochloride.

11. The solution of claim 8 wherein the pH is from 4.5 to 5.5.

12. The solution of claim 8 wherein the pharmaceutically acceptable carrier comprises from 0.005 mg/ml to 1.0 mg/ml EDTA.

13. The solution of claim 8 wherein the pharmaceutically acceptable carrier comprises mannitol.

14. The solution of claim 8 adapted for intravenous administration.

* * * * *

EXHIBIT B



US007947725B2

(12) **United States Patent**
Calderari et al.

(10) **Patent No.:** **US 7,947,725 B2**
 (45) **Date of Patent:** ***May 24, 2011**

(54) **LIQUID PHARMACEUTICAL FORMULATIONS OF PALONOSETRON**

6,294,548 B1 9/2001 James 514/299
 2001/0020029 A1 9/2001 James 514/299
 2003/0095926 A1 5/2003 Dugger, III 424/43

(75) Inventors: **Giorgio Calderari**, Rancate (CH);
Daniele Bonadeo, Varese (IT); **Roberta Cannella**, Varese (IT); **Enrico Braglia**, Pazzallo (CH); **Riccardo Braglia**, Pazzallo (CH); **Andrew Miksztal**, Palo Alto, CA (US); **Thomas Malefyt**, Carmel Valley, CA (US); **Kathleen M. Lee**, Palo Alto, CA (US)

FOREIGN PATENT DOCUMENTS

WO WO 03/100091 A 12/2003
 WO WO-2004073714 A * 6/2004
 WO WO2004067005 8/2004
 WO WO-2004045615 A1 * 9/2004

OTHER PUBLICATIONS

Mitsuo Matsumoto, et al., "Yakuzaigaku Manual", 1st edition, Nanzando Co., Ltd. (1989) 2 pages.*
 Barton (Citrate Buffer Calculation), 2000, 2pgs.*
 Eglen, R. M. et al., *Pharmacological Characterization of RS 25259-197, a Novel and Selective 5-HT₃ Receptor Antagonist*, in vivo, extracted from *British Journal of Pharmacology*, 1995, vol. 114, No. 4, pp. 860-866.
 Chelly, Jacques et al., *Oral RS-25259 Prevents Postoperative Nausea and Vomiting Following Laparoscopic Surgery*, extracted from *Anesthesiology*, 1996, vol. 85, No. 3A, p. A21.
 Sorbe, Bengt, *5-HT₃ Receptor Antagonists as Antiemetic Agents in Cancer Chemotherapy*, extracted from *Expert Opinion on Investigational Drugs*, 1996, vol. 5, No. 4, pp. 389-407.
 Gaster, Laramie M. and King, Frank D., *Serotonin 5-HT₃ and 5-HT₄ Receptor Antagonists*, extracted from *Medicinal Research Reviews*, 1997, vol. 17, No. 2, pp. 163-214.
 Tang, Jun et al., *Efficacy of RS-25259, a Novel 5-HT₃ Antagonist, in the Prevention of Postoperative Nausea and Vomiting After Major Gynecologic Surgery*, abstract extracted from *Anesthesiology*, 1997, vol. 85, No. 3, suppl. p. A329.
 Tang, Jun et al., *The Efficacy of RS-25259, a Long-Acting Selective 5-HT₃ Receptor Antagonist, for Preventing Postoperative Nausea and Vomiting After Hysterectomy Procedures*, extracted from *Anesthesia and Analgesia*, 1998, vol. 87, pp. 462-467.
 Adis R&D Profile, *Palonosetron RS 25259, RS 25259 197*, extracted from *Drugs in R&D*, Oct. 1999, vol. 2, No. 4, pp. 251-252.
 Piraccini, Gaia et al., *An Interesting 5-HT₃ Receptor Antagonist Antiemetic for Patients Undergoing Chemotherapy-Based Conditioning Regimens?*, extracted from *Blood*, Nov. 16, 2001, vol. 98, No. 11, part 2, p. 350b, abstract No. 5169.
 Stacher, Georg, *Palonosetron Helsinn*, extracted from *Current Opinion in Investigational Drugs*, Oct. 2002, vol. 3, No. 10, pp. 1502-1507.
 Navari, Rudolph M., *Pathogenesis-Based Treatment of Chemotherapy-Induced Nausea and Vomiting—Two New Agents*, extracted from *Journal of Supportive Oncology*, 2003, vol. 1(2), pp. 89-103.
 Michael J. Pikal, "Freeze Drying", *Encyclopedia of Pharmaceutical Technology*, Third Edition, Jan. 2007, pp. 1824-1825, vol. 3, Informa Pharmaceuticals & Healthcare.
 Daniele Bonadeo, "Supplemental Declaration of Daniele Bonadeo 37 C.F.R. 1.132", U.S. Appl. No. 11/388,270, Jun. 8, 2009.

(73) Assignees: **Helsinn Healthcare S.A.**, Lugano (CH);
Roche Palo Alto LLC, Palo Alto, CA (US)

(*) Notice: Subject to any disclaimer, the term of this patent is extended or adjusted under 35 U.S.C. 154(b) by 0 days.

This patent is subject to a terminal disclaimer.

(21) Appl. No.: **11/388,268**

(22) Filed: **Mar. 24, 2006**

(65) **Prior Publication Data**

US 2006/0167071 A1 Jul. 27, 2006

Related U.S. Application Data

(63) Continuation of application No. 11/186,311, filed on Jul. 21, 2005.

(60) Provisional application No. 60/444,351, filed on Jan. 30, 2003.

(51) **Int. Cl.**
A01N 43/52 (2006.01)

(52) **U.S. Cl.** **514/397**

(58) **Field of Classification Search** 514/397
 See application file for complete search history.

(56) **References Cited**

U.S. PATENT DOCUMENTS

4,695,578 A 9/1987 Coates et al. 514/397
 4,753,789 A 6/1988 Tyers et al. 424/10
 4,886,808 A 12/1989 King 514/299
 4,906,755 A 3/1990 Gittos 546/94
 4,929,632 A 5/1990 Tyers et al. 514/397
 4,937,247 A 6/1990 King 514/299
 5,011,846 A 4/1991 Gittos et al. 514/294
 5,034,398 A 7/1991 King 514/299
 5,202,333 A 4/1993 Berger et al. 514/296
 5,240,954 A 8/1993 Tyers et al. 514/395
 5,272,137 A 12/1993 Blase et al.
 5,344,658 A 9/1994 Collin 424/489
 5,578,628 A 11/1996 Tyers et al. 514/397
 5,578,632 A 11/1996 Tyers et al. 514/397
 5,622,720 A 4/1997 Collin 424/489
 5,854,270 A 12/1998 Gambhir
 5,922,749 A 7/1999 Tyers et al. 514/397
 5,955,488 A 9/1999 Winterborn 514/399
 6,063,802 A 5/2000 Winterborn 514/397
 6,284,749 B1 * 9/2001 Castillo et al. 514/159
 6,287,592 B1 9/2001 Dickinson

(Continued)

Primary Examiner — Brandon J Fetterolf
Assistant Examiner — Shirley V Gembeh
 (74) *Attorney, Agent, or Firm* — Arnall Golden Gregory LLP; Clark G. Sullivan

(57) **ABSTRACT**

The present invention relates to shelf-stable liquid formulations of palonosetron for reducing chemotherapy and radiotherapy induced emesis with palonosetron. The formulations are particularly useful in the preparation of intravenous and oral liquid medicaments.

2 Claims, No Drawings

US 7,947,725 B2

Page 2

OTHER PUBLICATIONS

- Kranke et al. 2007, "Recent advances, trends and economic considerations in . . ." *Expert Opinion Pharmacother.*, 8(18):3217-3235).
- Morrow et al. 1995, Progress in reducing nausea and emesis. Comparisons of ondansetron, granisetron, and tropisetron. *Cancer*, vol. 76 No. 3 pp. 343-357.
- Chaitow, 1990, 3 pages.
- USPTO Notice of Allowance and Fee Due, U.S. Appl. No. 11/388,270, filed Mar. 24, 2006, Date Mailed Jan. 26, 2010.
- USPTO Office Action, U.S. Appl. No. 11/129,839, Date Mailed Jan. 15, 2010.
- Israili, Zafar H., Clinical Pharmacology of Serotonin Receptor Type-3 (5-HT₃) Antagonists, *Curr. Med.Chem.—Central Nervous System Agents*, 2001, 1, 171-199.
- USPTO Office Action, U.S. Appl. No. 11/201,035, Date Mailed Aug. 19, 2009.
- Response of Helsinn Healthcare to opposition of EP Serial No. 04 706 657.6 dated Feb. 11, 2010.
- Annex 1 (Statement of Waldo Mossi, Ph.D.) to Response of Helsinn Healthcare to opposition of EP Serial No. 04 706 657.6 dated Feb. 11, 2010.
- Annex 2 to Response of Helsinn Healthcare to opposition of EP Serial No. 04 706 657.6 dated Feb. 11, 2010.
- Annex 3 to Response of Helsinn Healthcare to opposition of EP Serial No. 04 706 657.6 dated Feb. 11, 2010.
- Opposition Brief filed by Dr. Reddy's Laboratories (UK) Limited, opposition to European Patent No. 1601359 B1, Jul. 7, 2009.
- Tang J. et al: "The efficacy of RS-25259, a long-acting selective 5-HT₃ receptor antagonist, for preventing postoperative nausea and vomiting after hysterectomy procedures," *Anesth Analg* 1998; 87: 462-7 (1998).
- Photolytic and oxidative degradation of an antiemetic agent, RG 12915 (Won C. M. Et al, *International Journal of Pharmaceutics* 121 (1995) 95-105 (1995).
- Palonosetron: a phase II dose ranging study to assess over a 7 day period the single dose pharmacokinetic profile of palonosetron in patients receiving highly emetogenic chemotherapy. Piraccini G et al., *Proc. Am. Soc. Clin. Oncol* 2002 21 Abs 449 (2002).
- Formulation and administration techniques to minimize injection pain and tissue damage associated with parenteral products. Larry A. Gatlin; Carol A Brister Gatlin, [from *Injectable Drug Development: Techniques to Reduce Pain and Irritation* (Edited by Pramod K. Gupta, Cayle A. Brazeau; Published by Informa Health Care (original copyright of 1999 by Interpharma Press), 1999; ISBN 1574910957, 9781574910957)], p. 401-421.
- Parenteral Dosage Forms. Joanne Broadhead. [from Part II—Early drug development, *Pharmaceutical preformulation and formulation: a practice guide from candidate drug selection to commercial dosage form* (Edited by Mark Gibson; Published by Interpharma Press, 2001; ISBN 1574911201, 9781574911206)], p. 331-353.
- Palonosetron Helsinn. Georg Stacher. *Current Opinion in Investigational Drugs* 2002 3(10).
- Opposition Brief filed by Tecnimede Sociedade Tecnico-Medicinal S.A., opposition to European Patent No. 1601359 B1, Jul. 8, 2009.
- Response brief filed by Helsinn Healthcare S.A. dated Jul. 13, 2007, in response to the communication pursuant to Art. 96(2) EPC of Jan. 3, 2007 regarding Serial No. 04 706 657.6-2123.
- European Patent Office official communication dated Jul. 19, 2006 regarding Serial No. 04 706 657.6
- Response of Helsinn Healthcare S.A. dated Nov. 29, 2006 regarding EPO official communication dated Jul. 19, 2006.
- Lachman et al., *The Theory and Practice of Industrial Pharmacy*, 1986, third edition, pp. 652-784.
- Opposition Brief filed by Martin Paul White, opposition to European Patent No. 1601359 B1, Jul. 8, 2009.
- Wong et al. (1995), in *British Journal of Pharmacology*, vol. 114, pp. 851-859 and Eglen et al. (1995), in *British Journal of Pharmacology*, vol. 114, pp. 860-866.
- Cover page and pp. 642-644 and 783-784 of *The Theory and Practice of Industrial Pharmacy*, Third Edition, Lea and Febiger (1986).
- Cover page and pp. 514-515 of *Modern Pharmaceutics*, Second Edition, Marcel Dekker (1990).
- Cover page and pp. 142-143 of *Pharmaceutical Dosage Forms: Parenteral Medications* vol. 1, Second Edition, Marcel Dekker (1992).

* cited by examiner

US 7,947,725 B2

1

LIQUID PHARMACEUTICAL FORMULATIONS OF PALONOSETRON

The present invention claims priority to PCT/EP04/000888, filed Jan. 30, 2004, which claims priority to U.S. Provisional Patent Application No. 60/444,351, filed Jan. 30, 2003. The present application is also a continuation of currently pending U.S. patent application Ser. No. 11/186,311, filed Jul. 21, 2005. The content of these applications is incorporated herein by reference.

BACKGROUND OF THE INVENTION

The present invention relates to shelf-life stable liquid formulations of palonosetron that are especially useful in the preparation of injectable and oral medicaments.

Emesis is a devastating consequence of cytotoxic therapy, radiotherapy, and post-operative environments that drastically affects the quality of life of people undergoing such treatments. In recent years a class of drugs referred to as 5-HT₃ (5-hydroxytryptamine) receptor antagonists has been developed that treat such emesis by antagonizing cerebral functions associated with the 5-HT₃ receptor. See *Drugs Acting on 5-Hydroxytryptamine Receptors*: The Lancet Sep. 23, 1989 and references cited therein. Drugs within this class include ondansetron, granisetron, alosetron, tropisetron, and dolasetron. These 5-HT₃ antagonists are often administered intravenously shortly before chemotherapy or radiotherapy is initiated, and can be administered more than once during a cycle of chemotherapy or radiotherapy. In addition, they are often supplied as tablets or oral elixirs to either supplement an intravenous administration, or to ease home usage of the drug if the patient is self-administering the chemotherapeutic regimen.

Because some chemotherapeutic agents can induce emesis over extended periods of several days even when they are administered only once, it would be desirable to administer an emesis-inhibiting drug such as a 5-HT₃ antagonist every day until the risk of emesis has substantially subsided. The present class of 5-HT₃ antagonists has not proven especially helpful meeting this need, however, because the 5-HT₃ receptor antagonists currently marketed have proven to be less effective in controlling delayed nausea and vomiting than they are at controlling acute emesis. Sabra, K, *Choice of a 5HT₃ Receptor Antagonist for the Hospital Formulary*. EHP, October 1996;2 (suppl 1):S19-24.

Recently, clinical investigations have been made concerning palonosetron, a new 5-HT₃ receptor antagonist reported in U.S. Pat. No. 5,202,333. These investigations have shown that the drug is an order of magnitude more potent than most existing 5-HT₃ receptor antagonists, has a surprising half-life of about 40 hours, and is effective to reduce delayed-onset nausea induced by chemotherapeutic agents. However, formulating palonosetron in liquid formulations has not proven an easy task, typically due to shelf-stability issues. U.S. Pat. No. 5,202,333 discloses an intravenous formulation of palonosetron in example 13 that contains the following ingredients:

Ingredient	Mg
Palonosetron HCl	10-100 mg.
Dextrose Monohydrate	q.s. to make Isotonic
Citric Acid Monohydrate	1.05 mg.
Sodium Hydroxide	0.18 mg.
WFJ	To 1.0 ml.

2

The formulation has a pH of 3.7 and a shelf stability of less than the 1-2 year time period required by health authorities in various countries.

Ondansetron, its uses, and medicaments made with ondansetron are disclosed in U.S. Pat. Nos. 4,695,578, 4,753,789, 4,929,632, 5,240,954, 5,344,658, 5,578,628, 5,578,632, 5,922,749, 5,622,720, 5,955,488, and 6,063,802. Commercially it is distributed by GlaxoSmithKline as Zofran® and is indicated for prevention of postoperative nausea and vomiting (PONV), cancer chemotherapy-induced nausea and vomiting (CINV), and radiotherapy-induced nausea and vomiting (RINV) and it is available as an injection, tablets and solution, and as Zofran ODT® (ondansetron) Orally Disintegrating Tablets.

Granisetron, its uses, and medicaments made with granisetron are disclosed in U.S. Pat. Nos. 4,886,808, 4,937,247, 5,034,398 and 6,294,548. Commercially it is distributed by Roche Laboratories Inc. as Kytril®, indicated for the prevention of nausea and vomiting associated with chemotherapy or radiation therapy, and is offered in tablet form, oral solution, and as an injection.

Alosetron, its uses, and medicaments made with alosetron are disclosed in U.S. Pat. Nos. 5,360,800 and 6,284,770. Commercially it is distributed by GlaxoSmithKline as Lotronex®.

Tropisetron is commercially available as Navoban® (Novartis) CAS-89565-684 (tropisetron); CAS-105826-92-4 (tropisetron hydrochloride) and it is indicated for treatment of PONV and CINV.

Dolasetron, its uses, and medicaments made with ondansetron are disclosed in U.S. Pat. Nos. 5,011,846, and 4,906,755. Commercially it is distributed by Aventis Pharmaceuticals Inc. as Anzemet®, indicated for prevention of both PONV and CINV, and it is offered in the form of a tablet or an intravenous solution.

Therefore, there exists a need for a palonosetron formulation with increased stability and thereby increased shelf life. There also exists a need for an appropriate range of concentrations for both the 5-HT₃ receptor antagonist and its pharmaceutically acceptable carriers that would facilitate making a formulation with this increased stability.

It is an object of the present invention to provide a formulation of Palonosetron hydrochloride with increased pharmaceutical stability for preventing and/or reducing

It is another object of the invention to provide an acceptable range of concentrations which will stabilize a formulation containing Palonosetron hydrochloride.

It is a further object of the invention to provide a formulation of Palonosetron which would allow for prolonged storage.

It is also an object of the invention to provide a formulation of Palonosetron which would allow terminal sterilization.

SUMMARY OF THE INVENTION

The inventors have made a series of discoveries that support a surprisingly effective and versatile formulation for the treatment and prevention of emesis using palonosetron. These formulations are shelf stable for periods greater than 24 months at room temperature, and thus can be stored without refrigeration, and manufactured using non-aseptic, terminal sterilization processes.

In one aspect, the inventors have discovered that formulations which include the active ingredient palonosetron require in some instances only 1/10th the amount of other previously known compounds for treating emesis, which surprisingly allows the use of concentrations of palonosetron far below

US 7,947,725 B2

3

those that would ordinarily be expected. Thus, in one embodiment the invention provides a pharmaceutically stable solution for preventing or reducing emesis comprising a) from about 0.01 mg/mL to about 5 mg/mL palonosetron or a pharmaceutically acceptable salt thereof; and b) a pharmaceutically acceptable carrier.

The inventors have further discovered that by adjusting the formulation's pH and/or excipient concentrations it is possible to increase the stability of palonosetron formulations. Therefore, in another embodiment, the invention provides a pharmaceutically stable solution for preventing or reducing emesis comprising a) palonosetron or a pharmaceutically acceptable salt thereof; and b) a pharmaceutically acceptable carrier, at a pH from about 4.0 to about 6.0. In another embodiment the invention provides a pharmaceutically stable solution for preventing or reducing emesis comprising from about 0.01 to about 5.0 mg palonosetron or a pharmaceutically acceptable salt thereof; from about 10 to about 100 millimoles citrate buffer and from about 0.005 to about 1.0 mg/ml EDTA.

The inventors have further discovered that the addition of mannitol and a chelating agent can increase the stability of palonosetron formulations. Therefore, in still another embodiment the invention provides a pharmaceutically stable solution for preventing or reducing emesis comprising a) palonosetron or a pharmaceutically acceptable salt thereof and b) a pharmaceutically acceptable carrier, wherein the pharmaceutically acceptable carrier comprises a chelating agent and mannitol.

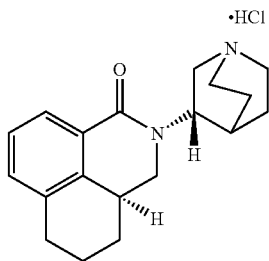
DETAILED DESCRIPTION OF THE INVENTION

Definitions

"Vial" means a small glass container sealed with the most suitable stopper and seal, other suitable primary containers may be used, for instance, but not limited to, pie filled syringes. Vial also means a sealed container of medication that is used one time only, and includes breakable and non-breakable glass vials, breakable plastic vials, miniature screw-top jars, and any other type of container of a size capable of holding only one unit dose of palonosetron (typically about 5 mls.).

Throughout this specification the word "comprise," or variations such as "comprises" or "Comprising," will be understood to imply the inclusion of a stated element, integer or step, or group of elements, integers or steps, but not the exclusion of any other element, integer or step, or group of elements, integers or steps

"Palonosetron" means (3aS)-2,3,3a,4,5,6-Hexahydro-2-[(S)-1-Azabicyclo[2.2.2]oct-3-yl]-2,3,3a,4,5,6-hexahydro-1-oxo-1Hbenz[de]isoquinoline, and is preferably present as the monohydrochloride. Palonosetron monohydrochloride can be represented by the following chemical structure:



4

Concentrations—When concentrations of palonosetron are given herein, the concentration is measured in terms of the weight of the free base. Concentrations of all other ingredients are given based on the weight of ingredient added to the solution.

"Pharmaceutically acceptable" means that which is useful in preparing a pharmaceutical composition that is generally safe, non-toxic and neither biologically nor otherwise undesirable and includes that which is acceptable for veterinary use as well as human pharmaceutical use.

"Pharmaceutically acceptable salts" means salts which are pharmaceutically acceptable, as defined above, and which possess the desired pharmacological activity. Such salts include acid addition salts formed with inorganic acids such as hydrochloric acid, hydrobromic acid, sulfuric acid, nitric acid, phosphoric acid, and the like; or with organic acids such as acetic acid, propionic acid, hexanoic acid, heptanoic acid, cyclopentanepropionic acid, glycolic acid, pyruvic acid, lactic acid, malonic acid, succinic acid, malic acid, maleic acid, fumaric acid, tartaric acid, citric acid, benzoic acid, o-(4-hydroxybenzoyl)benzoic acid, cinnamic acid, mandelic acid, methanesulfonic acid, ethanesulfonic acid, 1,2-ethanedithionylsulfonic acid, 2-hydroxyethanesulfonic acid, benzenesulfonic acid, p-chlorobenzenesulfonic acid, 2-naphthalenesulfonic acid, p-toluenesulfonic acid, camphorsulfonic acid, 4-methylbicyclo[2.2.2]oct-2-ene-1-carboxylic acid, glucoheptonic acid, 4,4'-methylenebis(3-hydroxy-2-ene-1-carboxylic acid), 3-phenylpropionic acid, trimethylacetic acid, tertiary butylacetic acid, lauryl sulfuric acid, gluconic acid, glutamic acid, hydroxynaphthoic acid, salicylic acid, stearic acid, muonic acid, and the like.

In addition, pharmaceutically acceptable salts may be formed when an acidic proton present is capable of reacting with inorganic or organic bases. Acceptable inorganic bases include sodium hydroxide, sodium carbonate, potassium hydroxide, aluminum hydroxide and calcium hydroxide. Acceptable organic bases include ethanolamine, diethanolamine, triethanolamine, tromethamine, N-methylglucamine and the like.

Discussion

The fact that palonosetron can be formulated in some instances at concentrations of only about $\frac{1}{10}^{th}$ the amount of other previously known compounds for treating emesis, surprisingly allows the use of concentrations of palonosetron far below those that would ordinarily be expected. Thus, in one embodiment the invention provides a pharmaceutically stable solution for preventing or reducing emesis comprising a) from about 0.01 mg/mL to about 5 mg/mL palonosetron or a pharmaceutically acceptable salt thereof and b) a pharmaceutically acceptable carrier. Similarly, in another embodiment the invention provides a method of formulating a pharmaceutically stable solution of palonosetron comprising admixing from about 0.01 mg/mL to about 5 mg/mL palonosetron or a pharmaceutically acceptable salt thereof with a pharmaceutically acceptable carrier. In alternative embodiments, the formulation includes palonosetron or a pharmaceutically acceptable salt thereof in a concentration from about 0.02 mg/mL to about 1.0 mg/mL, from about 0.03 mg/mL to about 0.2 mg/mL, and most optimally about 0.05 mg/ml.

A particular advantage associated with the lower dosages of intravenous palonosetron is the ability to administer the drug in a single intravenous bolus over a short, discrete time period. This time period generally extends from about 10 to about 60 seconds, or about 10 to about 40 seconds, and most preferably is about 10 to 30 seconds. In one particular embodiment the palonosetron is supplied in vials that com-

US 7,947,725 B2

5

prise 5 ml. of solution, which equates to about 0.25 mg of palonosetron at a concentration of about 0.05 mg/ml.

The inventors have further discovered that by adjusting the formulation's pH and/or excipient concentrations it is possible to increase the stability of palonosetron formulations. Therefore, in another embodiment the invention provides a pharmaceutically stable solution for preventing or reducing emesis comprising a) palonosetron or a pharmaceutically acceptable salt thereof and b) a pharmaceutically acceptable carrier, at a pH from about 4.0 to about 6.0. Similarly, in another embodiment the invention provides a method of formulating a pharmaceutically stable solution of palonosetron comprising admixing a) palonosetron or a pharmaceutically acceptable salt thereof; and b) a pharmaceutically acceptable carrier, at a pH from about 4.0 to about 6.0. In alternative embodiments, the pH is from about 4.5 to about 5.5, and most optimally about 5.0. There are many examples to those of skill in the art of suitable solutions to adjust the pH of a formulation. Two exemplary solutions are sodium hydroxide and hydrochloric acid solution, either of which could be used to adjust the pH of the formulation.

In another embodiment the invention provides a pharmaceutically stable solution for preventing or reducing emesis comprising from about 0.01 to about 5.0 mg/ml palonosetron or a pharmaceutically acceptable salt thereof and (i) from about 10 to about 100 millimoles citrate buffer, and/or (ii) from about 0.005 to about 1.0 mg/ml EDTA. Similarly, in another embodiment the invention provides a method of formulating a pharmaceutically stable solution of palonosetron comprising admixing from about 0.01 to about 5.0 mg/ml palonosetron or a pharmaceutically acceptable salt thereof and (i) from about 10 to about 100 millimoles citrate buffer, and/or (ii) from about 0.005 to about 1.0 mg EDTA. The citrate buffer can be in the form of citric acid and/or a salt of citric acid such as trisodium citrate. In various embodiments, the ranges of one or more of the foregoing ingredients can be modified as follows:

The formulation may comprise palonosetron or a pharmaceutically acceptable salt thereof in a concentration from about 0.02 mg/mL to about 1.0 mg/mL, from about 0.03 mg/mL to about 0.2 mg/mL palonosetron hydrochloride;

and most optimally about 0.05 mg/mL.

The formulation may comprise citrate buffer in a concentration of from about 10 to about 40 millimoles, or 15-30 millimoles.

The formulation may comprise EDTA in a concentration of from about 0.005 mg/ml to about 1.0 mg/ml, or about 0.3 to about 0.7 mg/ml, and most optimally about 0.5 mg/ml.

The inventors have further discovered that the addition of mannitol and a chelating agent can increase the stability of palonosetron formulations. Therefore, in still another embodiment the invention provides a pharmaceutically stable solution for preventing or reducing emesis comprising a) palonosetron or a pharmaceutically acceptable salt thereof and b) a pharmaceutically acceptable carrier, wherein the pharmaceutically acceptable carrier comprises a chelating agent and mannitol. Similarly, in another embodiment the invention provides a method of formulating a pharmaceutically stable solution of palonosetron comprising admixing a) palonosetron or a pharmaceutically acceptable salt thereof and b) a pharmaceutically acceptable carrier, wherein the pharmaceutically acceptable carrier comprises a chelating agent and mannitol. The chelating agent is preferably EDTA, and, in various embodiments the chelating agent is present in a concentration of from about 0.065 to about 1.0 mg/mL or

6

from about 0.05 mg/mL to about 1.0 mg/mL or from about 0.3 to about 0.7 mg/ml, or most optimally about 0.5 mg/ml. In various embodiments the mannitol is present in a concentration of from about 10.0 mg/ml to about 80.0 mg/ml, from about 20.0 mg/mL to about 60.0 mg/ml, or from about 40.0 to about 45.0 mg/ml.

Injectable formulations are typically formulated as aqueous solutions in which water is the primary excipient. Oral formulations will differ from injectable formulations generally by the additional presence of flavoring agents, coloring agents, or viscosity agents. Natural or synthetic sweeteners include among others, mannitol, sorbitol, saccharose, saccharine, aspartame, acelsulphame K, or cyclamate. These agents are generally present in concentrations in excess of 100 mg/ml or 250 mg/ml when used as sweetening agents, in contrast to the 41.5 mg/ml concentration of mannitol described in some of the embodiments of the invention, in which mannitol is acting simply as a tonicifying agent.

The formulations of the present invention are particularly suited for use in injectable and oral liquid formulations, but it will be understood that the solutions may have alternative uses. For example, they may be used as intermediates in the preparation of other pharmaceutical dosage forms. Similarly, they may have other routes of administration including intranasal or inhalation. Injectable formulations may take any route including intramuscular, intravenous or subcutaneous.

Still further embodiments relate to improvements in the ease with which the palonosetron formulation can be stored or manufactured. In particular, the inventors have discovered that the formulations of the present invention allow storage of the product for extended periods at room temperature. Thus, in yet another embodiment the invention provides a method of storing one or more containers in which are contained a solution of palonosetron or a pharmaceutically acceptable salt thereof comprising: a) providing a room comprising said one or more containers; b) adjusting or maintaining the temperature of the room at greater than about ten, 15, or 20 degrees celcius; and c) storing said containers in said room for one month, 3 months, 6 months, one year, 18 months, 24 months or more (but preferably not exceeding 36 months), wherein (i) the palonosetron or pharmaceutical salt thereof is present in a concentration of from about 0.01 mg/mL to about 5.0 mg/mL, (ii) the pH of the solution is from about 4.0 to about 6.0, (iii) the solution comprises from about 0.01 to about 5.0 mg/ml palonosetron or a pharmaceutically acceptable salt thereof from about 10 to about 100 millimoles citrate buffer and from about 0.005 to about 1.0 mg/ml EDTA, (iv) the solution comprises a chelating agent, or (v) the solution comprises from about 10 to about 100 millimoles of a citrate buffer.

The stability of the foregoing formulations also lends itself well to terminal sterilization processes in the manufacturing process. Therefore, in still another embodiment the invention provides a method of filling a container in which is contained a solution of palonosetron or a pharmaceutically acceptable salt thereof comprising: a) providing one or more sterile open containers (preferably 5 ml. vials); b) filling said containers with a solution of palonosetron in a non-aseptic environment; c) sealing said filled containers; and d) sterilizing said sealed, filled containers, wherein (i) the palonosetron or pharmaceutical salt thereof is present in a concentration of from about 0.01 mg/mL to about 5 mg (ii) the pH of the solution is from about 4.0 to about 6.0, (iii) the solution comprises from about 0.01 to about 5.0 mg/ml palonosetron or a pharmaceutically acceptable salt thereof, from about 10 to about 100 millimoles citrate buffer and from about 0.005 to about 1.0 mg/ml EDTA,

US 7,947,725 B2

7

(iv) the solution comprises a chelating agent, or (v) the solution comprises from about 10 to about 100 millimoles of a citrate buffer.

EXAMPLES

Example 1

Stabilizing pH

A study was conducted to determine the effect of pH on formulations containing palonosetron hydrochloride, measuring the stability at 80° C. at pH 2.0, 5.0, 7.4, and 10.0. The results indicated that palonosetron hydrochloride is most stable at pH 5.0.

Example 2

Concentration Ranges

A formulation optimization study was performed using an experimental design software. Twenty-four lots of drug product were analyzed to investigate the appropriate concentration ranges for palonosetron hydrochloride (0.05 mg/mL to 5.0 mg/mL), citrate buffer (0 to 80 row and EDTA (0 to 0.10%). The level of EDTA and citrate buffer were selected based on the optimal formulation, which was shown to be formulated with EDTA 0.05% and 20 mM citrate buffer at pH 5.0. The results of this study indicated that palonosetron concentration was also a critical factor in chemical stability, with greatest stability seen at the lowest palonosetron concentrations.

Example 3

Tonicifying Agent

Formulations of palonosetron hydrochloride in citrate buffer were prepay including either a) sodium chloride or b) mannitol. The palonosetron hydrochloride formulation including mannitol showed superior stability. The optimum level of mannitol required for an isotonic solution was found to be 4.15%.

Example 4

Formulation I

The following is a representative pharmaceutical formulation containing palonosetron that is useful for intravenous formulations, or other liquid formulations of the drug.

Ingredient	mg/mL
Palonosetron Hydrochloride	0.05*
Mannitol	41.5
EDTA	0.5
Trisodium citrate	3.7
Citric acid	1.56
WFJ	q.s. to 1 ml
Sodium hydroxide solution and/or hydrochloric acid solution	pH 5.0 ± 0.5

*calculated as a free base

8

Example 5

Formulation II

5 The following is a representative pharmaceutical formulation containing palonosetron that is useful for oral formulations, or other liquid formulations of the drug.

Ingredient	mg/mL
Palonosetron Hydrochloride	0.05*
Mannitol	150
EDTA	0.5
Trisodium citrate	3.7
Citric acid	1.56
WFJ	q.s. to 1 ml
Sodium hydroxide solution and/or hydrochloric acid solution	pH 5.0 ± 0.5
Flavoring	q.s.

20 *calculated as a free base

Example 6

Stability of Palonosetron Without Dexamethasone

25 The physical and chemical stability of palonosetron HCl was studied in concentrations of 5 µg/mL and 30 µg/mL in 5% dextrose injection, 0.9% sodium chloride injection, 5% dextrose in 0.45% sodium chloride injection, and dextrose 5% in lactated Ringer's injection. The admixture 6 were evaluated over 14 days at 4° C. in the dark and for 48 hours at 23° C. under fluorescent light

30 Test samples of palonosetron HCl were prepared in polyvinyl chloride (PVC) bags of the infusion solutions at concentrations of 5 and 30 µm. Evaluations for physical and chemical stability were performed on samples taken initially and after 1, 3, 5, 7, and 14 days of storage at 4° C. and after 1, 4, 24, and 48 hours at 23° C. Physical stability was assessed using visual observation in normal room light and using a high-intensity monodirectional light beam. In addition, turbidity and particle content were measured electronically. Chemical stability of the drug was evaluated by using a stability-indicating high performance liquid chromatographic (HPLC) analytical technique.

35 All samples were physically stable throughout the study. The solution remained clear, and little or no change in particulate burden and haze level were found. Additionally, little or no loss of palonosetron HCl occurred in any of the samples at either temperature throughout the entire study period.

Example 7

Stability of Palonosetron with Dexamethasone

55 The physical and chemical stability of palonosetron HCl 0.25 mg admixed with dexamethasone (as sodium phosphate) 10 mg or 20 mg in 5% dextrose injection or 0.9%/sodium chloride injection in polyvinyl chloride (PVC) minibags, and also admixed with dexamethasone (as sodium phosphate) 3.3 mg in 5% dextrose injection or 0.9% sodium chloride injection in polypropylene syringes at 4° C. in the dark for 14 days and at 23° C. exposed to normal laboratory fluorescent light over 48 hours, was studied.

65 Test samples of palonosetron HCl 5 µg/mL with dexamethasone (as sodium phosphate) 0.2 mg/mL and also 0.4 mg/mL were prepared in polyvinyl chloride (PVC) minibags

US 7,947,725 B2

9

of each infusion solution. Additionally, palonosetron HCl 25 µg/mL with dexamethasone (as sodium phosphate) 0.33 mg/mL in each infusion solution were prepared as 10 mL of test solution in 20-mL polypropylene syringes. Evaluations for physical and chemical stability were performed on samples taken initially and after 1, 3, 7, and 14 days of storage at 4° C. and after 1, 4, 24, and 48 hours at 23° C. Physical stability was assessed using visual observation in normal room light and using a high-intensity monodirectional light beam. In addition, turbidity and particle content were measured electronically. Chemical stability of the drug was evaluated by using a stability-indicating high performance liquid chromatographic analytical technique.

All samples were physically compatible throughout the study. The solutions remained clear, and little or no change in particulate burden and haze level were found. Additionally, little or no loss of palonosetron HCl and dexamethasone occurred in any of the samples at either temperature throughout the entire study period.

This invention has been described with reference to its preferred embodiments. Variations and modifications of the

10

invention will be obvious to those skilled in the art from the foregoing detailed description of the invention.

What is claimed is:

1. A pharmaceutically stable solution for reducing emesis or reducing the likelihood of emesis comprising:
 - a) from 0.03 mg/mL to 0.2 mg/mL palonosetron hydrochloride, based on the weight of the free base;
 - b) a sterile injectable aqueous carrier at a pH of from 4 to 6;
 - c) a tonicifying effective amount of mannitol; and
 - d) from 0.005 mg/mL to 1.0 mg/mL EDTA.
2. A pharmaceutically stable solution for reducing emesis or reducing the likelihood of emesis comprising:
 - a) 0.05 mg/mL palonosetron hydrochloride, based on the weight of the free base, in a sterile injectable aqueous carrier at a pH of from 4.5 to 5.5;
 - b) from 0.005 mg/mL to 1.0 mg/mL EDTA; and
 - c) mannitol in an amount sufficient to tonicify said solution, in a concentration of from about 10 mg/ml to about 80 mg/ml.

* * * * *

EXHIBIT C



US007960424B2

(12) **United States Patent**
Calderari et al.

(10) **Patent No.:** **US 7,960,424 B2**
(45) **Date of Patent:** ***Jun. 14, 2011**

(54) **LIQUID PHARMACEUTICAL FORMULATIONS OF PALONOSETRON**

6,284,749 B1 * 9/2001 Castillo et al. 514/159
6,287,592 B1 9/2001 Dickinson
6,294,548 B1 9/2001 James 514/299
2001/0020029 A1 9/2001 James 514/299
2003/0095926 A1 5/2003 Dugger, III 424/43

(75) Inventors: **Giorgio Calderari**, Rancate (CH); **Daniele Bonadeo**, Varese (IT); **Roberta Cannella**, Varese (IT); **Enrico Braglia**, Pazzallo (CH); **Riccardo Braglia**, Pazzallo (CH); **Andrew Mikszal**, Palo Alto, CA (US); **Thomas Malefyt**, Carmel Valley, CA (US); **Kathleen M. Lee**, Palo Alto, CA (US)

FOREIGN PATENT DOCUMENTS

WO WO 03/100091 A 12/2003
WO WO-2004045615 A1 * 6/2004
WO W02004067005 8/2004
WO WO-2004073714 A1 * 9/2004

(73) Assignees: **Helsinn Healthcare S.A.**, Lugano (CH); **Roche Palo Alto LLC**, Palo Alto, CA (US)

OTHER PUBLICATIONS

Matsumoto et al., "Yakuzaigaku Manual", 1st edition, Nanzando Co., Ltd. (1989) 2 pages.*
Barton (Citrate Buffer Calculation, 2000, 2pgs.*
Eglen, R. M. et al., Pharmacological Characterization of RS 25259-197, a Novel and Selective 5-HT₃ Receptor Antagonist, in vivo, extracted from *British Journal of Pharmacology*, 1995, vol. 114, No. 4, pp. 860-866.
Chelly, Jacques et al., Oral RS-25259 Prevents Postoperative Nausea and Vomiting Following Laparoscopic Surgery, extracted from *Anesthesiology*, 1996, vol. 85, No. 3A, p. A21.
Sorbe, Bengt, 5-HT₃ Receptor Antagonists as Antiemetic Agents in Cancer Chemotherapy, extracted from *Expert Opinion on Investigational Drugs*, 1996, vol. 5, No. 4, pp. 389-407.
Gaster, Laramie M. and King, Frank D., Serotonin 5-HT₃ and 5-HT₄ Receptor Antagonists, extracted from *Medicinal Research Reviews*, 1997, vol. 17, No. 2, pp. 163-214.
Tang, Jun et al., Efficacy of RS-25259, a Novel 5-HT₃ Antagonist, in the Prevention of Postoperative Nausea and Vomiting After Major Gynecologic Surgery, abstract extracted from *Anesthesiology*, 1997, vol. 85, No. 3, suppl. p. A329.
Tang, Jun et al., The Efficacy of RS-25259, a Long-Acting Selective 5-HT₃ Receptor Antagonist, for Preventing Postoperative Nausea and Vomiting After Hysterectomy Procedures, extracted from *Anesthesia and Analgesia*, 1998, vol. 87, pp. 462-467.
Adis R&D Profile, Palonosetron RS 25259, RS 25259 197, extracted from *Drugs in R&D*, Oct. 1999, vol. 2, No. 4, pp. 251-252.
Piraccini, Gaia et al., An Interesting 5-HT₃ Receptor Antagonist Antiemetic for Patients Undergoing Chemotherapy-Based Conditioning Regimens?, extracted from *Blood*, Nov. 16, 2001, vol. 98, No. 11, part 2, p. 350b, abstract No. 5169.
Stacher, Georg, Palonosetron Helsinn, extracted from *Current Opinion in Investigational Drugs*, Oct. 2002, vol. 3, No. 10, pp. 1502-1507.

(*) Notice: Subject to any disclaimer, the term of this patent is extended or adjusted under 35 U.S.C. 154(b) by 0 days.

This patent is subject to a terminal disclaimer.

(21) Appl. No.: **11/388,270**

(22) Filed: **Mar. 24, 2006**

(65) **Prior Publication Data**

US 2006/0167073 A1 Jul. 27, 2006

Related U.S. Application Data

(63) Continuation of application No. 11/186,311, filed on Jul. 21, 2005, now Pat. No. 7,947,724, which is a continuation of application No. PCT/EP2004/000888, filed on Jan. 30, 2004.

(60) Provisional application No. 60/444,351, filed on Jan. 30, 2003.

(51) **Int. Cl.**
A01N 43/52 (2006.01)

(52) **U.S. Cl.** **514/397**

(58) **Field of Classification Search** 514/397
See application file for complete search history.

(56) **References Cited**

U.S. PATENT DOCUMENTS

4,695,578 A 9/1987 Coates et al. 514/397
4,753,789 A 6/1988 Tyers et al. 424/10
4,886,808 A 12/1989 King 514/299
4,906,755 A 3/1990 Gittos 546/94
4,929,632 A 5/1990 Tyers et al. 514/397
4,937,247 A 6/1990 King 514/299
5,011,846 A 4/1991 Gittos et al. 514/294
5,034,398 A 7/1991 King 514/299
5,202,333 A 4/1993 Berger et al. 514/296
5,240,954 A 8/1993 Tyers et al. 514/395
5,272,137 A 12/1993 Blase et al.
5,344,658 A 9/1994 Collin 424/489
5,578,628 A 11/1996 Tyers et al. 514/397
5,578,632 A 11/1996 Tyers et al. 514/397
5,622,720 A 4/1997 Collin 424/489
5,854,270 A 12/1998 Gambhir
5,922,749 A 7/1999 Tyers et al. 514/397
5,955,488 A 9/1999 Winterborn 514/399
6,063,802 A 5/2000 Winterborn 514/397

(Continued)

Primary Examiner — Michael G Hartley
Assistant Examiner — Shirley V Gembeh
(74) *Attorney, Agent, or Firm* — Arnall Golden Gregory LLP; Clark G. Sullivan

(57) **ABSTRACT**

The present invention relates to shelf-stable liquid formulations of palonosetron for reducing chemotherapy and radiotherapy induced emesis with palonosetron. The formulations are particularly useful in the preparation of intravenous and oral liquid medicaments.

6 Claims, No Drawings

US 7,960,424 B2

Page 2

OTHER PUBLICATIONS

- Navari, Rudolph M., Pathogenesis-Based Treatment of Chemotherapy-Induced Nausea and Vomiting—Two New Agents, extracted from *Journal of Supportive Oncology*, 2003, vol. 1(2), pp. 89-103.
- Michael J. Pikal, "Freeze Drying", *Encyclopedia of Pharmaceutical Technology*, Third Edition, Jan. 2007, pp. 1824-1825, vol. 3, Informa Pharmaceuticals & Healthcare.
- Opposition Brief filed by Dr. Reddy's Laboratories (UK) Limited, opposition to European Patent No. 1601359 B1, Jul. 7, 2009.
- Photolytic and oxidative degradation of an antiemetic agent, RG 12915 (Won C. M. Et al, *International Journal of Pharmaceutics* 121 (1995) 95-105 (1995).
- Palonosetron: a phase II dose ranging study to assess over a 7 day period the single dose pharmacokinetic profile of palonosetron in patients receiving highly emetogenic chemotherapy. Piraccini G et al., *Proc. Am. Soc. Clin. Oncol* 2002 21 Abs 449 (2002).
- Formulation and administration techniques to minimize injection pain and tissue damage associated with parenteral products. Larry A. Gatlin; Carol A Brister Gatlin, [from *Injectable Drug Development: Techniques to Reduce Pain and Irritation* [Edited by Pramod K. Gupta, Gayle A. Brazeau; Published by Informa Health Care (original copyright of 1999 by Interpharma Press), 1999; ISBN 1574910957, 9781574910957]], p. 401-421.
- Parenteral Dosage Forms. Joanne Broadhead. [from Part 11—Early drug development, *Pharmaceutical preformulation and formulation: a practice guide from candidate drug selection to commercial dosage form* [Edited by Mark Gibson; Published by Interpharma Press, 2001; ISBN 1574911201, 9781574911206]], p. 331-353.
- Opposition Brief filed by Tecnimed Sociedade Tecnico-Medicinal S.A., opposition to European Patent No. 1601359 B1, Jul. 8, 2009.
- Response brief filed by Helsinn Healthcare S.A. dated Jul. 13, 2007, in response to the communication pursuant to Art. 96(2) EPC of Jan. 3, 2007 regarding Serial No. 04 706 657.6-2123.
- European Patent Office official communication dated Jul. 19, 2006 regarding Serial No. 04 706 657.6.
- Response of Helsinn Healthcare S.A. dated Nov. 29, 2006 regarding EPO official communication dated Jul. 19, 2006.
- Lachman et al., *The Theory and Practice of Industrial Pharmacy*, 1986, third edition, pp. 652-784.
- Summary of Product Characteristics for Aloxi 250.
- Declaration of Valentino J. Stella, Ph.D.
- Opposition Brief filed by Martin Paul White, opposition to European Patent No. 1601359 B1, Jul. 8, 2009.
- Wong et al. (1995), in *British Journal of Pharmacology*, vol. 114, pp. 851-859 and Eglen et al. (1995), in *British Journal of Pharmacology*, vol. 114, pp. 860-866.
- Cover page and pp. 642-644 and 783-784 of *The Theory and Practice of Industrial Pharmacy*, Third Edition, Lea and Febiger (1986).
- Cover page and pp. 514-515 of *Modern Pharmaceutics*, Second Edition, Marcel Dekker (1990).
- Cover page and pp. 142-143 of *Pharmaceutical Dosage Forms: Parenteral Medications* vol. 1, Second Edition, Marcel Dekker (1992).
- Scientific Discussion from the European Public Assessment Report for Aloxi (Palonosetron Hydrochloride).
- Kranke et al. 2007, "Recent advances, trends and economic considerations in . . ." *Expert Opinion Pharmacother.*, 8 (18): 3217-3235).
- Morrow et al. 1995, Progress in reducing nausea and emesis. Comparisons of ondansetron, granisetron, and tropisetron. *Cancer*, vol. 76 No. 3 pp. 343-357.
- Daniele Bonadeo, "Supplemental Declaration of Daniele Bonadeo 37 C.F.R. 1.132", U.S. Appl. No. 11/388,270, Jun. 8, 2009.
- Chaitow, 1990, 3 pages.
- USPTO Office Action, U.S. Appl. No. 11/388,268, Filing Date Mar. 24, 2006, Mail Date Mar. 29, 2010.
- USPTO Office Action, U.S. Appl. No. 11/129,839, Mail Date Jan. 15, 2010.
- Israilli, Zafar H., *Clinical Pharmacology of Serotonin Receptor Type-3 (5-HT₃) Antagonists*, *Curr. Med. Chem.—Central Nervous System Agents*, 2001, 1, 171-199.
- USPTO Office Action, U.S. Appl. No. 11/201,035, Mail Date Aug. 19, 2009.
- Response of Helsinn Healthcare to opposition of EP Serial No. 04 706 657.6 dated Feb. 11, 2010.
- Annex 1 (Statement of Waldo Mossi, Ph.D.) to Response of Helsinn Healthcare to opposition of EP Serial No. 04 706 657.6 dated Feb. 11, 2010.
- Annex 2 to Response of Helsinn Healthcare to opposition of EP Serial No. 04 706 657.6 dated Feb. 11, 2010.
- Annex 3 to Response of Helsinn Healthcare to opposition of EP Serial No. 04 706 657.6 dated Feb. 11, 2010.
- 6th Edition, *Handbook of Pharmaceutical Excipients* (2009), pp. 247-250n (RPS Publishing).

* cited by examiner

US 7,960,424 B2

1

**LIQUID PHARMACEUTICAL
FORMULATIONS OF PALONOSETRON**

The present invention claims priority to PCT/EP04/000888, filed Jan. 30, 2004, which claims priority to U.S. Provisional Patent Application No. 60/444,351, filed Jan. 30, 2003. The present application is also a continuation of currently pending U.S. patent application Ser. No. 11/186,311, filed Jul. 21, 2005. The content of these applications is incorporated herein by reference.

BACKGROUND OF THE INVENTION

The present invention relates to shelf-life stable liquid formulations of palonosetron that are especially useful in the preparation of injectable and oral medicaments.

Emesis is a devastating consequence of cytotoxic therapy, radiotherapy, and post-operative environments that drastically affects the quality of life of people undergoing such treatments. In recent years a class of drugs referred to as 5-HT₃ (5-hydroxytryptamine) receptor antagonists has been developed that treat such emesis by antagonizing cerebral functions associated with the 5-HT₃ receptor. See *Drugs Acting on 5-Hydroxytryptamine Receptors*: The Lancet Sep. 23, 1989 and references cited therein. Drugs within this class include ondansetron, granisetron, alosetron, tropisetron, and dolasetron. These 5-HT₃ antagonists are often administered intravenously shortly before chemotherapy or radiotherapy is initiated, and can be administered more than once during a cycle of chemotherapy or radiotherapy. In addition, they are often supplied as tablets or oral elixirs to either supplement an intravenous administration, or to ease home usage of the drug if the patient is self-administering the chemotherapeutic regimen.

Because some chemotherapeutic agents can induce emesis over extended periods of several days even when they are administered only once, it would be desirable to administer an emesis-inhibiting drug such as a 5-HT₃ antagonist every day until the risk of emesis has substantially subsided. The present class of 5-HT₃ antagonists has not proven especially helpful meeting this need, however, because the 5-HT₃ receptor antagonists currently marketed have proven to be less effective in controlling delayed nausea and vomiting than they are at controlling acute emesis. Sabra, K, *Choice of a 5HT₃ Receptor Antagonist for the Hospital Formulary*. EHP, October 1996; 2 (suppl 1):S19-24.

Recently, clinical investigations have been made concerning palonosetron, a new 5-HT₃ receptor antagonist reported in U.S. Pat. No. 5,202,333. These investigations have shown that the drug is an order of magnitude more potent than most existing 5-HT₃ receptor antagonists, has a surprising half-life of about 40 hours, and is effective to reduce delayed-onset nausea induced by chemotherapeutic agents. However, formulating palonosetron in liquid formulations has not proven an easy task, typically due to shelf-stability issues. U.S. Pat. No. 5,202,333 discloses an intravenous formulation of palonosetron in example 13 that contains the following ingredients:

Ingredient	Mg
Palonosetron HCl	10-100 mg.
Dextrose Monohydrate	q.s. to make Isotonic
Citric Acid Monohydrate	1.05 mg.

2

-continued

Ingredient	Mg
Sodium Hydroxide	0.18 mg.
WFJ	To 1.0 ml.

The formulation has a pH of 3.7 and a shelf stability of less than the 1-2 year time period required by health authorities in various countries.

Ondansetron, its uses, and medicaments made with ondansetron are disclosed in U.S. Pat. Nos. 4,695,578, 4,753,789, 4,929,632, 5,240,954, 5,344,658, 5,578,628, 5,578,632, 5,922,749, 5,622,720, 5,955,488, and 6,063,802. Commercially it is distributed by GlaxoSmithKline as Zofran® and is indicated for prevention of postoperative nausea and vomiting (PONV), cancer chemotherapy-induced nausea and vomiting (CINV), and radiotherapy-induced nausea and vomiting (RINV) and it is available as an injection, tablets and solution, and as Zofran ODT® (ondansetron) Orally Disintegrating Tablets.

Granisetron, its uses, and medicaments made with granisetron are disclosed in U.S. Pat. Nos. 4,886,808, 4,937,247, 5,034,398 and 6,294,548. Commercially it is distributed by Roche Laboratories Inc. as Kytril®, indicated for the prevention of nausea and vomiting associated with chemotherapy or radiation therapy, and is offered in tablet form, oral solution, and as an injection.

Alosetron, its uses, and medicaments made with alosetron are disclosed in U.S. Pat. Nos. 5,360,800 and 6,284,770. Commercially it is distributed by GlaxoSmithKline as Lotronex®.

Tropisetron is commercially available as Navoban® (Novartis) CAS-89565-68-4 (tropisetron); CAS-105826-92-4 (tropisetron hydrochloride) and it is indicated for treatment of PONV and CINV.

Dolasetron, its uses, and medicaments made with ondansetron are disclosed in U.S. Pat. Nos. 5,011,846, and 4,906,755. Commercially it is distributed by Aventis Pharmaceuticals Inc. as Anzemet®, indicated for prevention of both PONV and CINV, and it is offered in the form of a tablet or an intravenous solution.

Therefore, there exists a need for a palonosetron formulation with increased stability and thereby increased shelf life. There also exists a need for an appropriate range of concentrations for both the 5-HT₃ receptor antagonist and its pharmaceutically acceptable carriers that would facilitate making a formulation with this increased stability.

It is an object of the present invention to provide a formulation of Palonosetron hydrochloride with increased pharmaceutical stability for preventing and/or reducing emesis.

It is another object of the invention to provide an acceptable range of concentrations which will stabilize a formulation containing Palonosetron hydrochloride.

It is a further object of the invention to provide a formulation of Palonosetron which would allow for prolonged storage.

It is also an object of the invention to provide a formulation of Palonosetron which would allow terminal sterilization.

SUMMARY OF THE INVENTION

The inventors have made a series of discoveries that support a surprisingly effective and versatile formulation for the treatment and prevention of emesis using palonosetron. These formulations are shelf stable for periods eater than 24

US 7,960,424 B2

3

months at room temperature and thus can be stored without refrigeration, and manufactured using non-aseptic, terminal sterilization processes.

In one aspect, the inventors have discovered that formulations which include the active ingredient palonosetron require in some instances only $\frac{1}{10}^{th}$ the amount of other previously known compounds for treating emesis, which surprisingly allows the use of concentrations of palonosetron far below those that would ordinarily be expected. Thus, in one embodiment the invention provides a pharmaceutically stable solution for preventing or reducing emesis comprising a) from about 0.01 mg/mL to about 5 mg/mL palonosetron or a pharmaceutically acceptable salt thereof and b) a pharmaceutically acceptable carrier.

The inventors have further discovered that by adjusting the formulation's pH and/or excipient concentrations it is possible to increase the stability of palonosetron formulations. Therefore, in another embodiment, the invention provides a pharmaceutically stable solution for preventing or reducing emesis comprising a) palonosetron or a pharmaceutically acceptable salt thereof; and b) a pharmaceutically acceptable carrier, at a pH from about 4.0 to about 6.0. In another embodiment the invention provides a pharmaceutically stable solution for preventing or reducing emesis comprising from about 0.01 to about 5.0 mg/l palonosetron or a pharmaceutically acceptable salt thereof; from about 10 to about 100 millimoles citrate buffer, and from about 0.005 to about 1.0 mg/ml EDTA.

The inventors have further discovered that the addition of mannitol and a chelating agent can increase the stability of palonosetron formulations. Therefore, in still another embodiment the invention provides a pharmaceutically stable solution for preventing or reducing emesis comprising a) palonosetron or a pharmaceutically acceptable salt thereof and b) a pharmaceutically acceptable carrier, wherein the pharmaceutically acceptable carrier comprises a chelating agent and mannitol.

DETAILED DESCRIPTION OF THE INVENTION

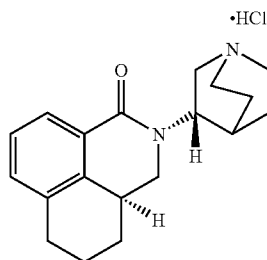
Definitions

"Vial" means a small glass container sealed with the most suitable stopper and seal, other suitable primary containers may be used, for instance but not limited to, p-filled syringes. Vial also means a sealed container of medication that is used one time only, and includes breakable and non-breakable vials, breakable plastic vials, miniature screw-top jars, and any other type of container of a size capable of holding only one unit dose of palonosetron (typically about 5 mls.).

Throughout this specification the word "comprise," or variations such as "comprises" or "comprising," will be understood to imply the inclusion of a stated element, integer or step, or group of elements, integers or steps, but not the exclusion of any other element, integer or step, or group of elements, integers or steps

"Palonosetron" means (3aS-2,3,3a,4,5,6-Hexahydro-2-[(S)-1-Azabicyclo[2.2.2]oct-3-yl]2,3,3a,4,5,6-hexahydro-1-oxo-1Hbenz[de]isoquinoline, and is preferably present as the monohydrochloride. Palonosetron monohydrochloride can be represented by the following chemical suture:

4



Concentrations—When concentrations of palonosetron are given herein, the concentration is measured in terms of the weight of the free base. Concentrations of all other ingredients are given based on the weight of ingredient added to the solution.

"Pharmaceutically acceptable" means that which is useful in preparing a pharmaceutical composition that is generally safe, non-toxic and neither biologically nor otherwise undesirable and includes that which is acceptable for veterinary use as well as human pharmaceutical use.

"Pharmaceutically acceptable salts" means salts which are pharmaceutically acceptable, as defined above, and which possess the desired pharmacological activity. Such salts include acid addition salts formed with inorganic acids such as hydrochloric acid, hydrobromic acid, sulfuric acid, nitric acid, phosphoric acid, and the like; or with organic acids such as acetic acid, propionic acid, hexanoic acid, heptanoic acid, cyclopentanepropionic acid, glycolic acid, pyruvic acid, lactic acid, malonic acid, succinic acid, malic acid, maleic acid, fumaric acid, tartaric acid, citric acid, benzoic acid, o-(4-hydroxybenzoyl)benzoic acid, cinnamic acid, mandelic acid, methanesulfonic acid, ethanesulfonic acid, 1,2-ethanedisulfonic acid, 2-hydroxyethanesulfonic acid, benzenesulfonic acid, p-chlorobenzenesulfonic acid, 2-naphthalenesulfonic acid, p-toluenesulfonic acid, camphorsulfonic acid, 4-methylbicyclo[2.2.2]oct-2-ene-1-carboxylic acid, glucoheptonic acid, 4,4'-methylenebis(3-hydroxy-2-ene-1-carboxylic acid), 3-phenylpropionic acid, trimethylacetic acid, tertiary butylacetic acid, lauryl sulfuric acid, gluconic acid, glutamic acid, hydroxynaphthoic acid, salicylic acid, stearic acid, muconic acid, and the like.

In addition, pharmaceutically acceptable salts may be formed when an acidic proton present is capable of reacting with inorganic or organic bases. Acceptable inorganic bases include sodium hydroxide, sodium carbonate, potassium hydroxide, aluminum hydroxide and calcium hydroxide. Acceptable organic bases include ethanolamine, diethanolamine, triethanolamine, tromethamine, N-methylglucamine and the like.

Discussion

The fact that palonosetron can be formulated in some instances at concentrations of only about $\frac{1}{10}^{th}$ the amount of other previously known compounds for treating emesis, surprisingly allows the use of concentrations of palonosetron far below those that would ordinarily be expected. Thus, in one embodiment the invention provides a pharmaceutically stable solution for preventing or reducing emesis comprising a) from about 0.01 mg/mL to about 5 mg/mL palonosetron or a pharmaceutically acceptable salt thereof; and b) a pharmaceutically acceptable carrier. Similarly, in another embodiment the invention provides a method of formulating a pharmaceutically stable solution of palonosetron comprising

US 7,960,424 B2

5

admixing from about 0.01 mg/mL to about 5 mg/mL palonosetron or a pharmaceutically acceptable salt thereof with a pharmaceutically acceptable carrier. In alternative embodiments, the formulation includes palonosetron or a pharmaceutically acceptable salt thereof in a concentration from about 0.02 mg/mL to about 1.0 mg/mL, from about 0.03 mg/mL to about 0.2 mg/mL, and most optimally about 0.05 mg/mL.

A particular advantage associated with the lower dosages of intravenous palonosetron is the ability to administer the drug in a single intravenous bolus over a short, discrete time period. This time period generally extends from about 10 to about 60 seconds, or about 10 to about 40 seconds, and most preferably is about 10 to 30 seconds. In one particular embodiment the palonosetron is supplied in vials that comprise 5 ml. of solution, which equates to about 0.25 mg of palonosetron at a concentration of about 0.05 mg/ml.

The inventors have further discovered that by adjusting the formulation's pH and/or excipient concentrations it is possible to increase the stability of palonosetron formulations. Therefore, in another embodiment, the invention provides a pharmaceutically stable solution for preventing or reducing emesis comprising a) palonosetron or a pharmaceutically acceptable salt thereof; and b) a pharmaceutically acceptable carrier, at a pH from about 4.0 to about 6.0. Similarly, in another embodiment the invention provides a method of formulating a pharmaceutically stable solution of palonosetron comprising admixing a) palonosetron or a pharmaceutically acceptable salt thereof; and b) a pharmaceutically acceptable carrier, at a pH from about 4.0 to about 6.0. In alternative embodiments, the pH is from about 4.5 to about 5.5, and most optimally about 5.0. There are many examples to those of skill in the art of suitable solutions to adjust the pH of a formulation. Two exemplary solutions are sodium hydroxide and hydrochloric acid solution, either of which could be used to adjust the pH of the formulation.

In another embodiment the invention provides a pharmaceutically stable solution for preventing or reducing emesis comprising from about 0.01 to about 5.0 mg/ml palonosetron or a pharmaceutically acceptable salt thereof and (i) from about 10 to about 100 millimoles citrate buffer, and/or (ii) from about 0.005 to about 1.0 mg/ml EDTA. Similarly, in another embodiment the invention provides a method of formulating a pharmaceutically stable solution of palonosetron comprising admixing from about 0.01 to about 5.0 mg/ml palonosetron or a pharmaceutically acceptable salt thereof and (I) from about 10 to about 100 millimoles citrate buffer, and/or (ii) from about 0.005 to about 1.0 mg/ml EDTA. The citrate buffer can be in the form of citric acid and/or a salt of citric acid such as trisodium citrate. In various embodiments, the ranges of one or more of the foregoing ingredients can be modified as follows:

The formulation may comprise palonosetron or a pharmaceutically acceptable salt thereof in a concentration from about 0.02 mg/mL to about 1.0 mg/mL, from about 0.03 mg/mL to about 0.2 mg/mL palonosetron hydrochloride; and most optimally about 0.05 mg/ml.

The formulation may comprise citrate buffer in a concentration of from about 10 to about 40 millimoles, or 15-30 millimoles.

The formulation may comprise EDTA in a concentration of from about 0.005 mg/ml to about 1.0 mg/ml, or about 0.3 to about 0.7 mg/ml, and most optimally about 0.5 mg/ml.

The inventors have further discovered that the addition of mannitol and a chelating agent can increase the stability of palonosetron formulations. Therefore, in still another

6

embodiment the invention provides a pharmaceutically stable solution for preventing or reducing emesis comprising a) palonosetron or a pharmaceutically acceptable salt thereof and b) a pharmaceutically acceptable carrier, wherein the pharmaceutically acceptable carrier comprises a chelating agent and mannitol. Similarly, in another embodiment the invention provides a method of formulating a pharmaceutically stable solution of palonosetron comprising admixing a) palonosetron or a pharmaceutically acceptable salt thereof and b) a pharmaceutically acceptable carrier, wherein the pharmaceutically acceptable carrier comprising a chelating agent and mannitol. The chelating agent is preferably EDTA, and, in various embodiments the chelating agent is present in a concentration of from about 0.005 to about 1.0 mg/mL or from about 0.05 mg/mL to about 1.0 mg/mL or from about 0.3 to about 0.7 mg/ml, or most optimally about 0.5 mg/ml. In various embodiments the mannitol is present in a concentration of from about 10.0 mg/ml to about 80.0 mg/ml, from about 20.0 mg/mL to about 60.0 mg/ml, or from about 40.0 to about 45.0 mg/ml.

Injectable formulations are typically formulated as aqueous solutions in which water is the primary excipient. Oral formulations will differ from injectable formulations generally by the additional presence of flavoring agents, coloring agents, or viscosity agents. Natural or synthetic sweeteners include, among others, mannitol, sorbitol, saccharose, saccharine, aspartame, acelsulphame K, or cyclamate. These agents are generally present in concentrations in excess of 100 mg/ml or 250 mg/ml when used as sweetening agents, in contrast to the 41.5 mg/ml concentration of mannitol described in some of the embodiments of the invention, in which mannitol is acting simply as a tonicifying agent.

The formulations of the present invention are particularly suited for use in injectable and oral liquid formulations, but it will be understood that the solutions may have alternative uses. For example, they may be used as intermediates in the preparation of other pharmaceutical dosage forms. Similarly, they may have other routes of administration including intranasal or inhalation. Injectable formulations may take any route including intramuscular, intravenous or subcutaneous.

Still further embodiments relate to improvements in the ease with which the palonosetron formulation can be stored or manufactured. In particular, the inventors have discovered that the formulations of the present invention allow storage of the product for extended periods at room temperature. Thus, in yet another embodiment the invention provides a method of storing one or more containers in which are contained a solution of palonosetron or a pharmaceutically acceptable salt thereof comprising: a) providing a room comprising said one or more containers; b) adjusting or maintaining the temperature of the room at greater than about ten, 15, or 20 degrees celcius; and c) storing said containers in said room for one month, 3 months, 6 months, one year, 18 months, 24 months or more (but preferably not exceeding 36 months), wherein (i) the palonosetron or pharmaceutical salt thereof is present in a concentration of from about 0.01 mg/mL to about 5.0 mg/mL, (ii) the pH of the solution is from about 4.0 to about 6.0, (iii) the solution comprises from about 0.01 to about 5.0 mg/ml palonosetron or a pharmaceutically acceptable salt thereof, from about 10 to about 100 millimoles citrate buffer and from about 0.005 to about 1.0 mg/ml EDTA, (iv) the solution comprises a chelating agent, or (v) the solution comprises from about 10 to about 100 milliMoles of a citrate buffer.

The stability of the foregoing formulations also lends itself well to terminal sterilization processes in the manufacturing process. Therefore, in still another embodiment the invention

US 7,960,424 B2

7

provides a method of filling a container in which is contained a solution of palonosetron or a pharmaceutically acceptable salt thereof comprising: a) providing one or more sterile open containers (preferably 5 ml. vials); b) filling said containers with a solution of palonosetron in a non-aseptic environment; c) sealing said filled containers; and d) sterilizing said sealed, filled containers, wherein (i) the palonosetron or pharmaceutical salt thereof is present in a concentration of from about 0.01 mg/mL to about 5 mg/mL, (ii) the pH of the solution is from about 4.0 to about 6.0, (iii) the solution comprises from about 0.01 to about 5.0 mg/ml palonosetron or a pharmaceutically acceptable salt thereof, from about 10 to about 100 millimoles citrate buffer and from about 0.005 to about 1.0 mg/ml EDTA, (iv) the solution comprises a chelating agent or (v) the solution comprises from about 10 to about 100 millimoles of a citrate buffer.

EXAMPLES

Example 1

Stabilizing pH

A study was conducted to determine the effect of pH on formulations containing palonosetron hydrochloride, measuring the stability at 80° C. at pH 2.0, 5.0, 7.4, and 10.0. The results indicated that palonosetron hydrochloride is most stable at pH 5.0.

Example 2

Stabilizing Concentration Ranges

A formulation optimization study was performed using an experimental design software. Twenty-four lots of drug product were analyzed to investigate the appropriate concentration ranges for palonosetron hydrochloride (0.05 mg/mL to 5.0 mg/ml), citrate buffer (0 to 80 mM) and EDTA (0 to 0.10%). The level of EDTA and citrate buffer were selected based on the optimal formulation, which was shown to be formulated with EDTA 0.05% and 20 mM citrate buffer at pH 5.0. The results of this study indicated that palonosetron concentration was also a critical factor in chemical stability, with greatest stability seen at the lowest palonosetron concentrations.

Example 3

Tonicifying Agent

Formulations of palonosetron hydrochloride in citrate buffer were prepared including either a) sodium chloride or b) mannitol. The palonosetron hydrochloride formulation including mannitol showed superior stability. The optimum level of mannitol required for an isotonic solution was found to be 4.15%.

Example 4

Formulation I

The following is a representative, pharmaceutical formulation containing palonosetron that is useful for intravenous formulations, or other liquid formulations of the drug.

8

Ingredient	mg/mL
Palonosetron Hydrochloride	0.05*
Mannitol	41.5
EDTA	0.5
Trisodium citrate	3.7
Citric acid	1.56
WFJ	q.s. to 1 ml
Sodium hydroxide solution and/or hydrochloric acid solution	pH 5.0 ± 0.5

*calculated as a free base

Example 5

Formulation II

The following is a representative pharmaceutical formulation containing palonosetron that is useful for oral formulations, or other liquid formulations of the drug.

Ingredient	mg/mL
Palonosetron Hydrochloride	0.05*
Mannitol	150
EDTA	0.5
Trisodium citrate	3.7
Citric acid	1.56
WFJ	q.s. to 1 ml
Sodium hydroxide solution and/or hydrochloric acid solution	pH 5.0 ± 0.5
Flavoring	q.s.

*calculated as a free base

Example 6

Stability of Palonosetron without Dexamethasone

The physical and chemical stability of palonosetron HCl was studied in concentrations of 5 µg/mL and 30 µg/mL in 5% dextrose injection, 0.9% sodium chloride injection, 5% dextrose in 0.45% sodium chloride injection, and dextrose 5% in lactated Ringer's injection. The admixtures were evaluated over 14 days at 4° C. in the dark and for 48 hours at 23° C. under fluorescent light.

Test samples of palonosetron HCl were prepared in polyvinyl chloride (PVC) bags of the infusion solutions at concentrations of 5 and 30 µg/mL. Evaluations for physical and chemical stability were performed on samples taken initially and after 1, 3, 5, 7, and 14 days of storage at 4° C. and after 1, 4, 24, and 48 hours at 23° C. Physical stability was assessed using visual observation in normal room light and using a high-intensity monodirectional light beam. In addition, turbidity and particle content were measured electronically. Chemical stability of the drug was evaluated by using a stability-indicating high performance liquid chromatographic (HPLC) analytical technique.

All samples were physically stable throughout the study. The solution remained clear, and little or no change in particulate burden and haze level were found. Additionally, little or no loss of palonosetron HCl occurred in any of the samples at either temperature throughout the entire study period.

Example 7

Stability of Palonosetron with Dexamethasone

The physical and chemical stability of palonosetron HCl 0.25 mg admixed with dexamethasone (as sodium phosphate)

65

60

50

45

40

35

30

25

20

15

10

5

US 7,960,424 B2

9

10 mg or 20 mg in 5% dextrose injection or 0.9% sodium chloride injection in polyvinyl chloride (PVC) minibags, and also admixed with dexamethasone (as sodium phosphate) 3.3 mg in 5% dextrose injection or 0.9% sodium chloride injection in polypropylene syringes at 4° C. in the dark for 14 days and at 23° C. exposed to normal laboratory fluorescent light over 48 hours, was studied.

Test samples of palonosetron HCl 5 µg/mL with dexamethasone (as sodium phosphate) 0.2 mg/mL and also 0.4 mg/mL were prepared in polyvinyl chloride (PVC) bags of each infusion solution. Additionally, palonosetron HCl 25 µg/mL with dexamethasone (as sodium phosphate) 0.33 mg/mL in each infusion solution were prepared as 10 mL of test solution in 20-mL polypropylene syringes. Evaluations for physical and chemical stability were performed on samples taken initially and after 1, 3, 7, and 14 days of storage at 4° C. and after 1, 4, 24, and 48 hours at 23° C. Physical stability was assessed using visual observation in normal room light and using a high-intensity monodirectional light beam. In addition, turbidity and particle content were measured electronically. Chemical stability of the drug was evaluated by using a stability-indicating high performance liquid chromatographic (HPLC) analytical technique.

All samples were physically compatible throughout the study. The solutions remained clear, and little or no change in particulate burden and haze level were found. Additionally, little or no loss of palonosetron HCl and dexamethasone occurred in any of the samples at either temperature throughout the entire shay period.

10

This invention has been described with reference to its preferred embodiments. Variations and modifications of the invention will be obvious to those skilled in the art from the foregoing detailed description of the invention.

What is claimed is:

- 1. A pharmaceutically stable isotonic intravenous solution of palonosetron hydrochloride for reducing emesis or reducing the likelihood of emesis comprising
 - a) from about 0.03 mg/mL to about 0.2 mg/mL palonosetron as palonosetron hydrochloride,
 - b) a sterile pharmaceutically acceptable aqueous carrier comprising mannitol as a tonicity agent, at a pH of from 4.0 to 6.0, and
 - c) EDTA in an amount of from 0.005 to 1.0 mg/mL.
- 2. The solution of claim 1 wherein the palonosetron is in a concentration of about 0.05 mg/mL as palonosetron hydrochloride.
- 3. The solution of claim 1 wherein the pH is from 4.5 to 5.5.
- 4. The solution of claim 1 wherein the pharmaceutically acceptable carrier further comprises citric acid.
- 5. The solution of claim 1 wherein:
 - a) said palonosetron is present in a concentration of 0.05 mg/ml, as palonosetron hydrochloride; and
 - b) said EDTA is present in a concentration of from 0.005 to 1.0 mg/ml.
- 6. The solution of claim 5 wherein said pH is from 4.5 to 5.5.

* * * * *

EXHIBIT D



US008598219B2

(12) **United States Patent**
Calderari et al.

(10) **Patent No.:** **US 8,598,219 B2**
(45) **Date of Patent:** ***Dec. 3, 2013**

(54) **LIQUID PHARMACEUTICAL FORMULATIONS OF PALONOSETRON**

(71) Applicants: **Helsinn Healthcare S.A.**, Lugano (CH); **Roche Palo Alto LLC**, Palo Alto, CA (US); **Simone Macciocchi**, Melide (CH); **Giulio Macciocchi**, Breganzona (CH)

(72) Inventors: **Giorgio Calderari**, Rancate (CH); **Daniele Bonadeo**, Casalzuigno (IT); **Roberta Cannella**, Varese (IT); **Alberto Macciocchi**, Melide (CH); **Andrew Miksztal**, Palo Alto, CA (US); **Thomas Malefyt**, Carmel Valley, CA (US); **Kathleen M Lee**, Palo Alto, CA (US); **Carmine Panuccio**, Casnate con Bernat (IT)

(73) Assignees: **Helsinn Healthcare SA**, Lugano/Pazzallo (CH); **Roche Palo Alto LLC**, Palo Alto, CA (US)

(*) Notice: Subject to any disclaimer, the term of this patent is extended or adjusted under 35 U.S.C. 154(b) by 0 days.

This patent is subject to a terminal disclaimer.

(21) Appl. No.: **13/901,437**

(22) Filed: **May 23, 2013**

(65) **Prior Publication Data**

US 2013/0261592 A1 Oct. 3, 2013

Related U.S. Application Data

(63) Continuation-in-part of application No. 13/087,012, filed on Apr. 14, 2011, now Pat. No. 8,518,981, which is a continuation of application No. 11/186,311, filed on Jul. 21, 2005, now Pat. No. 7,947,724, which is a continuation of application No. PCT/EP2004/000888, filed on Jan. 30, 2004.

(60) Provisional application No. 60/444,351, filed on Jan. 30, 2003.

(51) **Int. Cl.**
A01N 43/52 (2006.01)

(52) **U.S. Cl.**
USPC **514/397**

(58) **Field of Classification Search**
USPC 514/397
See application file for complete search history.

(56) **References Cited**

U.S. PATENT DOCUMENTS

4,695,578 A 9/1987 Coates et al.
4,753,789 A 6/1988 Tyers et al.
4,886,808 A 12/1989 King
4,906,755 A 3/1990 Gittos
4,929,632 A 5/1990 Tyers et al.
4,937,247 A 6/1990 King

5,011,846 A 4/1991 Gittos et al.
5,034,398 A 7/1991 King
5,202,333 A 4/1993 Berger et al.
5,240,954 A 8/1993 Tyers et al.
5,272,137 A 12/1993 Blase et al.
5,344,658 A 9/1994 Collin
5,578,628 A 11/1996 Tyers et al.
5,578,632 A 11/1996 Tyers et al.
5,622,720 A 4/1997 Collin
5,854,270 A 12/1998 Gambhir
5,922,749 A 7/1999 Tyers et al.
5,955,488 A 9/1999 Winterborn
6,063,802 A 5/2000 Winterborn
6,132,758 A 10/2000 Munayer et al.
6,284,749 B1 9/2001 Castillo et al.
6,287,592 B1 9/2001 Dickinson
6,294,548 B1 9/2001 James
6,699,852 B2 3/2004 Robichaud
7,109,339 B2 9/2006 Lee et al.
7,947,724 B2 5/2011 Calderari et al.
7,947,725 B2 5/2011 Calderari et al.
7,960,424 B2 6/2011 Calderari et al.
8,518,981 B2 8/2013 Calderari et al.
2001/0020029 A1 9/2001 James
2003/0095926 A1 5/2003 Dugger, III

FOREIGN PATENT DOCUMENTS

EP 0 512 400 A1 4/1992
WO WO-03100091 12/2003
WO WO-2004045615 6/2004
WO WO-2004067005 8/2004
WO WO-2004703714 9/2004

OTHER PUBLICATIONS

Center for Drug Evaluation and Research (Sep. 2002).*
R. M. Eglén et al., "Pharmacological characterization of RS 25259-197, a novel and selective 5-HT₃ receptor antagonist, in vivo," Br. J. Pharmacology 114:860-866 (1995).
Chelly, Jacques et al., Oral RS-25259 Prevents Postoperative Nausea and Vomiting Following Laparoscopic Surgery, Anesthesiology, 1996, vol. 85, No. 3A, p. A21.
Sorbe, Bengt, 5-HT₃ Receptor Antagonists as Antiemetic Agents in Cancer Chemotherapy, extracted from Expert Opinion on Investigational Drugs, 1996, vol. 5 No. 4, pp. 389-407.
Gaster, Laramie M. and King, Frank D., Serotonin 5-HT₃ and 5-HT₄ Receptor Antagonists, extracted from Medicinal Research Reviews, 1997 vol. 17, No. 2, pp. 163-214.
Tang, Jun et al., "Efficacy of RS-25259, a Novel 5-HT₃ Antagonist, In the Prevention of Postoperative Nausea and Vomiting after Major Gynecologic Surgery," Anesthesiology, 1997, vol. 85, No. 3 suppl. p. A329.
Tang, Jun et al., The Efficacy of RS-25259, a Long-Acting Selective 5-HT₃ Receptor Antagonist, for Preventing Postoperative Nausea and Vomiting After Hysterectomy Procedures, Anesthesia and Analgesia, 1998, vol. 87, pp. 462-467.
Adis R&D Profile, Palonosetron RS 25259 197, Drugs in R&D, Oct. 1999, vol. 2, No. 4, pp. 251-252.

(Continued)

Primary Examiner — Shirley Gembeh
(74) Attorney, Agent, or Firm — Clark G. Sullivan; Troutman Sanders LLP

(57) **ABSTRACT**

The present invention relates to shelf-stable liquid formulations of palonosetron for reducing chemotherapy and radiotherapy induced emesis with palonosetron. The formulations are particularly useful in the preparation of intravenous and oral liquid medicaments.

8 Claims, No Drawings

(56)

References Cited

OTHER PUBLICATIONS

Piraccini Gaia et al., An Interesting 5-HT₃ Receptor Antagonist Antiemetic for Patients Undergoing Chemotherapy-based Conditioning Regimens, *Blood*, Nov. 16, 2001, vol. 98, No. 11, part 2, p. 350b, abstract No. 5169.

Stacher, Georg, Palonosetron Helsinn, *Current Opinion in Investigational Drugs*, Oct. 2002, vol. 3, No. 10, pp. 1502-1507.

Navari, Rudolph M., Pathogenesis-Based Treatment of Chemotherapy-Induced Nausea and Vomiting—Two New Agents, *Journal of Supportive Oncology*, 2003, vol. 1(2), pp. 89-103.

Chaitow, 1990, 3 pages.

Opposition Brief filed by Dr. Reddy's Laboratories (UK) Limited, opposition to European Patent No. 1601359 B1 dated Jul. 7, 2009.

Photolytic and oxidative degradation of an antiemetic agent, RG 12915 (Won C. M. et al., *International Journal of Pharmaceutics* 121, 95-105 (1995).

Palonosetron: a phase II dose ranging study to assess over a 7 day period the single dose pharmacokinetic profile of palonosetron in patients receiving highly emetogenic chemotherapy. Piraccini et al., *Proc. Am. Soc. Clin. Oncol* 2002 21 Abs 449 (2002).

Formulation and administration techniques to minimize injection pain and tissue damage associated with parenteral products. Larry A. Gatlin and Carol A. Brister Gatlin, from *Injectable Drug Development: Techniques to Reduce Pain and Irritation* (Edited by Pramod K. Gupta and Gayle A. Brazeau; published by Informa Health Care) 1999; ISBN 1574910957, 9781574910957, p. 401-421.

Parenteral Dosage Forms. Joanne Broadhead, from Part 11—Early drug development, pharmaceutical preformulation and formulation: a practice guide from candidate drug selection to commercial dosage form (Edited by Mark Gibson; Published by Interpharma Press, 2001; ISBN 1574911201, 9781574911206), p. 331-353.

Opposition Brief filed by Tecnimede Sociedade Tecnico-Medicinal S.A. in opposition to European Patent No. 1601359 B1, Jul. 8, 2009. Response brief filed by Helsinn Healthcare S.A. dated Jul. 13, 2007, in response to the communication pursuant to Art. 96(2) EPC of Jan. 3, 2007 regarding Serial No. 04 706 657.6-2123.

European Patent Office official communication dated Jul. 19, 2006, regarding Serial No. 04 706 657.6.

Response of Helsinn Healthcare S.A. dated Nov. 29, 2006, regarding EPO official communication date Jul. 19, 2006.

Lachman et al., *The Theory and Practice of Industrial Pharmacy*, 1986, third edition, pp. 652-784.

Declaration of Valentino J. Stella, Ph.D. dated Sep. 19, 2007.

Opposition Brief filed by Martin Paul White, opposition to European Patent No. 1601359 B1, Jul. 8, 2009.

Wong et al. (1995), *In British Journal of Pharmacology*, vol. 114, pp. 851-859.

Cover page and pp. 642-644 and 783-784 of *The Theory and Practice of Industrial Pharmacy*, Third Edition, Lea and Febiger (1986).

Cover page and pp. 514-515 of *Modern Pharmaceutics*, Second Edition, Marcel Dekker (1990).

Cover page and pp. 142-143 of *Pharmaceutical Dosage Forms: Parenteral Medications* vol. 1, Second Edition, Marcel Dekker (1992).

Mitsuo Matsumoto et al., "Yakuzaigaku Manual", 1st edition, Nanzando Co., Ltd. (1989) 2 pages.

Michael J. Pikal, "Freeze Drying", *Encyclopedia of Pharmaceutical Technology*, Third Edition, Jan. 2007, pp. 1824-1825, vol. 3, Informa Pharmaceuticals and Healthcare.

Daniele Bonadeo, "Supplemental Declaration of Daniele Bonadeo Under 37 C.F.R. 1.132", filed in U.S. Appl. No. 11/388,270, Jun. 8, 2009.

Kranke et al., 2007 "Recent advances, trends, and economic considerations in . . ." *Expert Opinion Pharmacotherp.*, 8(18): 3217-3235. Morrow et al., 1995, "Progress in reducing nausea and emesis: Comparisons of ondansetron, granisetron, and tropisetron." *Cancer*, vol. 76, No. 3 pp. 343-357.

USPTO Notice of Allowance and Fees Due, U.S. Appl. No. 11/388,270, filed Mar. 24, 2006, Date Mailed Jan. 26, 2010.

USPTO Office Action, U.S. Appl. No. 11/129,839, Date Mailed Jan. 15, 2010.

Israili, Zafar H., "Clinical Pharmacology of Serotonin Receptor Type (5-HT₃) Antagonists," *Curr. Med. Chem. Central Nervous System Agents*, 2001:1, 171-199.

Barton (Citrate Buffer Calculation) 2000, 2 pages.

USPTO Office Action, U.S. Appl. No. 11/201,035, Date Mailed Aug. 19, 2009.

Response of Helsinn Healthcare to opposition of EP Serial No. 04 706 657.6, dated Feb. 11, 2010.

Annex 1 (Statement of Walso Mossi, Ph.D.) to Response of Helsinn Healthcare to Opposition of EP Serial No. 04 706 657.6 dated Feb. 11, 2010.

Annex 2 to Response of Helsinn Healthcare to Opposition of EP Serial No. 04 706 657.6 dated Feb. 11, 2010.

Annex 3 to Response of Helsinn Healthcare to Opposition of EP Serial No. 04 706 657.6 dated Feb. 11, 2010.

Summary of Product Characteristics for Aloxi 250 (2009).

Scientific Discussion from the European Public Assessment Report for Aloxi (Palonosetron Hydrochloride) 2006.

6th Edition, *Handbook of Pharmaceutical Excipients* (2009), pp. 247-250 (RPS Publishing).

Lewis, Gareth A (2006) 'Optimization Methods,' *Encyclopedia of Pharmaceutical Technology*, 1:1, 2452-2467.

May 24, 2011 Para. IV notice from Teva Pharmaceuticals re '724 and '725 patents.

May 24, 2011 Para. IV notice from Sandoz re '724 and '725 patents. May 24, 2011 Para. IV notice from Dr. Reddy's re '724 and '725 patents.

Aug. 9, 2011 Para. IV notice from Dr. Reddy's re '424 patent.

Aug. 19, 2011 Para. IV notice from Teva Pharmaceuticals re '424 patent.

Sep. 22, 2011 Para. IV notice from Sandoz re '724, '725 and '424 patents.

Jul. 8, 2011 Complaint for patent infringement (D. N.J. case No. 11-03962).

Sep. 23, 2011 Complaint for patent infringement (D. N.J. case No. 11-5579).

Aug. 31, 2011 Answer and counterclaim of Dr. Reddy's Laboratories, Ltd. and Dr. Reddy's Laboratories, Inc. (D. N.J. case No. 11-03962).

Sep. 13, 2011 Sandoz Inc.'s answer to complaint for patent infringement and counterclaims (D. N.J. case No. 11-03962).

Sep. 13, 2011 Teva Pharmaceuticals USA, Inc. and Teva Pharmaceutical Industries Ltd.'s answer (D. N.J. case No. 11-03962).

Oct. 5, 2011 Plaintiff's reply to answer and counterclaim of Dr. Reddy's Laboratories, Ltd. and Dr. Reddy Laboratories, Inc. (D. N.J. case No. 11-03962).

Oct. 21, 2011 Plaintiff's reply to Sandoz Inc.'s answer to complaint for patent infringement and counterclaims (D. N.J. case No. 11-03962).

Oct. 24, 2011 Answer and counterclaim of Dr. Reddy's Laboratories, Ltd. and Dr. Reddy's Laboratories, Inc. (D. N.J. case No. 11-5579).

Oct. 24, 2011 Sandoz Inc.'s answer to complaint for patent infringement and counterclaims (D. N.J. case No. 11-5579).

Oct. 27, 2011 Order consolidating the two cases (D. N.J. case No. 11-5579).

Nov. 17, 2011 Plaintiffs' reply to answer and counterclaim of Dr. Reddy's Laboratories, Ltd. and Dr. Reddy's Laboratories, Inc. (D. N.J. case No. 11-03962).

Nov. 17, 2011 Plaintiffs' reply to Sandoz Inc.'s answer to complaint for patent infringement and counterclaims (D. N.J. case No. 11-03962).

Dec. 5, 2011 Teva Pharmaceuticals USA Inc. and Teva Pharmaceutical Industries Ltd.'s answer to complaint for patent infringement of the '424 patent (D. N.J. case No. 11-03962).

May 21, 2012 Defendants' opening claim construction brief (including exhibits 1-31).

May 21, 2012 Plaintiffs' opening claim construction brief (including exhibits 1-15).

Jul. 20, 2012 Defendants' responsive claim construction brief (including exhibits 1-3).

US 8,598,219 B2

Page 3

(56)

References Cited

OTHER PUBLICATIONS

- Jul. 20, 2012 Plaintiffs' responsive claim construction brief (including Exhibits A and B).
- Sep. 7, 2012 Court transcript from Sep. 7, 2012 Markman hearing and Plaintiffs' PowerPoint presentation (D. N.J. case No. 11-03962).
- Dec. 1, 2011 Sandoz Inc.'s invalidity contentions pursuant to L. Pat. R. 3.6(c) (D. N.J. case No. 11-03962).
- Dec. 1, 2011 Teva Pharmaceuticals USA, Inc. and Teva Pharmaceutical Industries, Ltd.'s invalidity contentions, pursuant to L. Pat. R. 3.6(c) (D. N.J. case No. 11-03962).
- Dec. 1, 2011 Dr. Reddy's Laboratories, Ltd.'s and Dr. Reddy's Laboratories, Inc.'s invalidity contentions pursuant to L. Pat. R. 3.6(c) (D. N.J. case No. 11-03962).
- Jan. 31, 2012 Plaintiffs' responses to defendants' invalidity contentions (D. N.J. case No. 11-03962).
- Sep. 25, 2012 Sandoz Inc.'s first amended invalidity contentions pursuant to L. Pat. R. 3.6(c) (D. N.J. case No. 11-03962).
- Nov. 19, 2012 Plaintiffs' responses to Sandoz Inc.'s first amended invalidity contentions (D. N.J. case No. 11-03962).
- L.G. Wade Jr., *Organic Chemistry*, Ch. 19: Amines, pp. 867-936 (Prentice Hall 3d ed. 1995).
- L. Lachman et al., *The Theory and Practice of Industrial Pharmacy*, pp. 642-644, 783-784 (Lea & Febiger 3d ed. 1986).
- P.P. DeLuca et al., *Formulation of Small Volume Parenterals in Pharmaceutical Dosage Forms: Parenteral Medications*, vol. 1, Ch. 5, pp. 173-248 (Avis, Lieberman, Lachman eds., Marcel Dekker Inc. 2d ed. 1992).
- C.M. Won et al., *Photolytic and Oxidative Degradation of an Antiemetic Agent*, RGI2915, *Int'l J Pharmaceutics* 121:95-105 (1995).
- R.D. Clark et al., 2-(Quinuclidin-3-yl)pyrido-[4,3-b]indol-1-ones and Isoquinolin-1-ones. Potent Conformationally Restricted 5-HT₃ Receptor Antagonists, *J Med. Chem.* 36:2645-57 (1993).
- L.A. Trissel, *Drug Stability and Compatibility Issues*, *Handbook on Injectable Drugs*, pp. XI-XVI (ASHP 7th ed. 1992).
- J. Broadhead, *Parenteral Dosage Forms. Pharmaceutical Preformulation and Formulation: A Practical Guide from Candidate Drug Selection to Commercial Dosage Form*, Ch. 9, pp. 331-354 (Gibson ed., CRC Press 1st ed. 2001).
- K.A. Connors et al., *Chemical Stability of Pharmaceuticals: A Handbook for Pharmacists* (John Wiley & Sons 2d ed. 1986).
- Zofran®, in *The Physician's Desk Reference*, op. 1503-07 (5th ed. 2001).
- Anzemet®, in *The Physician's Desk Reference*, pp. 680-683 (5th ed. 2001).
- Kytril®, in *The Physician's Desk Reference*, pp. 3104-3106 (5th ed. 2001).
- L.A. Trissel, Ondansetron HCl, in *Handbook on Injectable Drugs*, pp. 683-688 (ASHP 7th ed. 1992).
- Navoban® (tropisetron HCl) *Malaysian Prescribing Information* (Sep. 2000).
- Kytril® (granisetron HCl) *South African Prescribing Information* (Dec. 1993).
- S. Motola and S. Agharkar, *Preformulation Research of Parenteral Medications, Pharmaceutical Dosage Forms: Parenteral Medications*, vol. 1, Ch. 4, pp. 115-172 (Avis, Lieberman, Lachman eds., Marcel Dekker Inc. 2d ed. 1992).
- J. Wells, *Pharmaceutical Preformulation: The Physicochemical Properties of Drug Substances*, Ch. 5: Drug Stability, pp. 152-191 (Ellis Horwood Ltd. 1988).
- J. Swarbrick and Boylan, *Encyclopedia of Pharmaceutical Technology, Excipients Chapter: Their Role in Parenteral Dosage Forms*, vol. 19(2):137-172 (Marcel Dekker, Inc. 2000).
- Handbook of Pharmaceutical Excipients*, 3d Ed., (Kibbe ed. Pharmaceutical Press 2000); pp. 140-143, 191-194, 324-238.
- G. Stacher, Palonosetron (Helsinn), *Curro. Opin. Investig. Drugs*, 3(10) 1502-7 (2002).
- Handbook of Modern Pharmaceutical Analysis*, (S. Ahuja et al. ed., Academic Press, 2001).
- Jun. 8, 2009 Bonadeo Declaration, Exhibit 2.
- Jun. 8, 2009 Bonadeo Declaration, Exhibit 3.
- HELNS0117262-69 (2008).
- HELNS0117270-312 (2012).
- Feb. 13, 2007 Statutory Declaration of Daniele Bonadeo, with Exhibit A.
- Nov. 21, 2007 Statutory Declaration of Giorgio Calderari, Daniele Bonadeo, Roberta Cannella, Enrico Braglia, and Riccardo Braglia. Reddy's Paragraph IV notice regarding all three patents (D. N.J. Case No. 12-2867), dated Mar. 30, 2012.
- May 11, 2012 Complaint for patent infringement filed by Helsinn and Roche (D. N.J. Case No. 12-2867).
- Jun. 26, 2012 Notice of Reddy's motion to dismiss (D. N.J. Case No. 12-2867).
- Jun. 26, 2012 Dr. Reddy's Laboratories, Ltd.'s and Dr. Reddy's Laboratories, Inc.'s memorandum of law in support of their motion to dismiss or for summary judgment of non-infringement of U.S. patent No. 7,947,724 (D. N.J. Case No. 12-2867) (including Exhibits 1-10).
- Aug. 16, 2012 Notice of Plaintiffs' cross-motion for partial summary judgment of infringement (D. N.J. Case No. 12-2867).
- Aug. 6, 2012 Plaintiffs' opposition to Defendants' motion to dismiss or for summary judgment of noninfringement and cross-motion for partial summary judgment of infringement (D. N.J. Case No. 12-1867) (including exhibits 1-4).
- Schöneich declaration (D. N.J. Case No. 12-2867) (Including Exhibits A and 1-24), dated Aug. 6, 2012.
- Sep. 4, 2012 Reddy's brief in opposition to Plaintiffs' cross-motion for partial summary judgment and reply memorandum of law in further support of Reddy's motion to dismiss or for summary judgment of non-infringement (D. N.J. Case No. 12-2867) (Including Exhibits 1-4).
- DeLuca Declaration (D. N.J. Case No. 12-2867) (Including exhibits A-J), dated Sep. 3, 2012.
- Sep. 10, 2012 Plaintiffs' letter to Judge Cooper in response to Reddy's combined opposition to Plaintiffs' cross-motion for partial summary judgment and reply in support of Reddy's motion to dismiss or for summary judgment of noninfringement (D. N.J. Case No. 12-2867) (including exhibits A and B).
- Sep. 14, 2012 Dr. Reddy's letter in response to Plaintiffs' Sep. 10, 2012 letter (D. N.J. Case No. 12-2867).
- USPTO Office Action, U.S. Appl. No. 11/388,268, filed Mar. 24, 2006, Mail Date Mar. 29, 2010.
- USPTO Non-Final Office Action, U.S. Appl. No. 11/186,311, mailed Aug. 30, 2006.
- USPTO Non-Final Office Action, U.S. Appl. No. 11/186,311, mailed Oct. 5, 2007.
- USPTO Non-Final Office Action, U.S. Appl. No. 11/186,311, mailed Oct. 6, 2008.
- USPTO Final Office Action, U.S. Appl. No. 11/186,311, mailed May 20, 2009.
- USPTO Advisory Action, U.S. Appl. No. 11/186,311, mailed Jul. 15, 2009.
- USPTO Notice of Allowance and Fees Due, U.S. Appl. No. 11/186,311, mailed Mar. 4, 2011.
- USPTO Notice of Allowability, U.S. Appl. No. 11/186,311, dated May 24, 2011.
- USPTO Non-Final Office Action, U.S. Appl. No. 11/388,268, mailed Jul. 17, 2006.
- USPTO Non-Final Office Action, U.S. Appl. No. 11/388,268, mailed Nov. 17, 2006.
- USPTO Non-Final Office Action, U.S. Appl. No. 11/388,268, mailed Oct. 3, 2007.
- USPTO Non-Final Office Action, U.S. Appl. No. 11/388,268, mailed Mar. 26, 2008.
- USPTO Final Office Action, U.S. Appl. No. 11/388,268, mailed Nov. 12, 2008.
- USPTO Non-Final Office Action, U.S. Appl. No. 11/388,268, mailed Jul. 15, 2009.
- USPTO Notice of Allowance and Fees Due, U.S. Appl. No. 11/388,268, mailed Dec. 22, 2010.
- USPTO Non-Final Office Action, U.S. Appl. No. 11/388,269, mailed Jul. 19, 2006.

US 8,598,219 B2

Page 4

(56)

References Cited

OTHER PUBLICATIONS

- USPTO Non-Final Office Action, U.S. Appl. No. 11/388,269, mailed Nov. 17, 2006.
- USPTO Non-Final Office Action, U.S. Appl. No. 11/388,269, mailed Sep. 20, 2007.
- USPTO Non-Final Office Action, U.S. Appl. No. 11/388,269, mailed Jul. 9, 2008.
- USPTO Interview Summary, U.S. Appl. No. 11/388,269, dated Apr. 28, 2009.
- USPTO Final Office Action, U.S. Appl. No. 11/388,269, mailed May 20, 2009.
- USPTO Advisory Action, U.S. Appl. No. 11/388,269, mailed Jul. 15, 2009.
- USPTO Notice of Abandonment, U.S. Appl. No. 11/388,269, mailed Dec. 18, 2009.
- USPTO Non-Final Office Action, U.S. Appl. No. 11/388,270, mailed Jul. 13, 2006.
- USPTO Interview Summary, U.S. Appl. No. 11/388,270, dated Aug. 3, 2006.
- USPTO Non-Final Office Action, U.S. Appl. No. 11/388,270, mailed Nov. 16, 2006.
- USPTO Non-Final Office Action, U.S. Appl. No. 11/388,270, mailed Sep. 20, 2007.
- USPTO Interview Summary, U.S. Appl. No. 11/388,270, dated Dec. 14, 2007.
- USPTO Non-Final Office Action, U.S. Appl. No. 11/388,270, mailed Mar. 25, 2008.
- USPTO Final Office Action, U.S. Appl. No. 11/388,270, mailed Oct. 29, 2008.
- USPTO Advisory Action, U.S. Appl. No. 11/388,270, mailed Jan. 23, 2009.
- USPTO Non-Final Office Action, U.S. Appl. No. 11/388,270, mailed Jul. 9, 2009.
- USPTO Interview Summary, U.S. Appl. No. 11/388,270, dated Nov. 12, 2010.
- USPTO Notice of Allowance and Fees Due, U.S. Appl. No. 11/388,270, mailed Jan. 5, 2011.
- USPTO Non-Final Office Action, U.S. Appl. No. 13/087,012, mailed Mar. 12, 2012.
- USPTO Non-Final Office Action, U.S. Appl. No. 13/087,012, mailed Jul. 19, 2012.
- USPTO Interview Summary, U.S. Appl. No. 13/087,012, dated Feb. 15, 2013.
- USPTO Notice of Allowance and Fees Due, U.S. Appl. No. 13/087,012, mailed Feb. 27, 2013.
- USPTO Response to Amendment under Rule 312, U.S. Appl. No. 13/087,012, mailed Apr. 4, 2013.
- USPTO Non-Final Office Action, U.S. Appl. No. 11/129,839, mailed Jun. 10, 2008.
- Eisenberg et al. 2004, "Efficacy, safety and pharmacokinetics of palonosetron in patients receiving highly emetogenic cisplatin-based chemotherapy: a dose-ranging clinical study." *Annals of Oncology*, vol. 15, pp. 330-337.
- Mayron et al. 1996, "Stability and compatibility of granisetron hydrochloride in i.v. solutions and oral liquids and during simulated Y-site injection with selected drugs." *Am J Health-Sys Pharm*, 53: 294-304.
- Trissel et al. 1997, "Compatibility of granisetron hydrochloride with selected drugs during simulated Y-site administration." *Am J Health-Syst Pharm* 54: 56-60.
- USPTO Final Office Action, U.S. Appl. No. 11/129,839, mailed Mar. 17, 2009.
- USPTO Advisory Action, U.S. Appl. No. 11/129,839, mailed Jul. 22, 2009.
- USPTO Non-Final Office Action, U.S. Appl. No. 11/129,839, mailed Jan. 15, 2010.
- USPTO Examiner Interview Summary, U.S. Appl. No. 11/129,839, mailed Nov. 9, 2010.
- USPTO Notice of Allowance and Fees Due, U.S. Appl. No. 11/129,839, mailed Jan. 3, 2011.
- USPTO Notice of Abandonment, U.S. Appl. No. 11/129,839, mailed Apr. 18, 2011.
- USPTO Non-Final Office Action, U.S. Appl. No. 13/077,374, mailed Feb. 17, 2012.
- Roila et al. 1998, "Prevention of chemotherapy- and radiotherapy-induced emesis: Results of the Perugia consensus conference." *Annals of Oncology*, vol. 9, pp. 811-819.
- USPTO Final Office Action, U.S. Appl. No. 13/077,374, mailed Nov. 23, 2012.
- Piraccini, Gaia et al., American Society of Clinical Oncology May 12-15, 2001 San Francisco—USA (vol. 20, part 1 of 2, 2001) (Abstract No. 1595).
- USPTO Non-Final Office Action, U.S. Appl. No. 11/201,035, mailed May 16, 2008.
- USPTO Final Office Action, U.S. Appl. No. 11/201,035, mailed Feb. 4, 2009.
- USPTO Final Office Action, U.S. Appl. No. 11/201,035, mailed Jun. 8, 2010.
- FDA approval letter of Aloxi (palonosetron hydrochloride injection), dated Jul. 25, 2003.
- Macciocchi A, Chernoff SB, Gallagher SC. A phase II dose-ranging study to assess intravenous doses of palonosetron for the prevention of highly emetogenic chemotherapy-induced nausea and vomiting. In: Program/Proceedings of the 38th Annual Meeting of the American Society of Clinical Oncology; May 18-21, 2002; Orlando, Fla. Abstract 1480.
- Grunberg SM, Hajdenberg J, Charu V, et al. Palonosetron is active in preventing acute and delayed emesis following moderately emetogenic chemotherapy: results of a phase III trial. *Support Care Cancer* 2002;10:Abstract P-113.
- Aapro MS, Selak E, Lichinitser M, et al. Palonosetron is more effective than ondansetron in preventing chemotherapy-induced nausea and vomiting in patients receiving moderately emetogenic chemotherapy: results of a phase III trial. In: Program/Proceedings of the 39th Annual Meeting of the American Society of Clinical Oncology; May 31-Jun. 3, 2003; Chicago, Ill. Abstract 2918.
- Aapro MS, Bertoli L, Lordick F, et al. Palonosetron is effective in preventing acute and delayed chemotherapy induced nausea and vomiting in patients receiving highly emetogenic chemotherapy. 15th MASCC International Symposium, Berlin, Germany. *Support Care Cancer*, vol. 11, No. 6, Jun. 2003, A17.
- Cartmell AD, Ferguson S, Yanagihara R, et al. Protection against chemotherapy-induced nausea and vomiting is maintained over multiple cycles of moderately or highly emetogenic chemotherapy by palonosetron, a potent 5-HT₃ receptor antagonist. In: Program/Proceedings of the 39th Annual Meeting of the American Society of Clinical Oncology; May 31-Jun. 3, 2003; Chicago, Ill. Abstract 3041.
- Sabra, Choice of a 5-HT₃ Receptor Antagonist for the Hospital Formulary, *EHP*, Oct. 1996, vol. 2, Supp 1, S19-S24.
- Gregory and Ettinger, 5HT₃ receptor antagonists for the prevention of chemotherapy-induced nausea and vomiting. A comparison of their pharmacology and clinical efficacy. *Drugs*, Feb. 1998; 55(2): 173-189.
- Full Prescribing Information for Aloxi (palonosetron HCl) injection for Intravenous Use (2008).
- Drug, Dose & Schedule Recommendations for Antiemetic Regimens (American Society for Clinical Oncology) (2006).
- Yamakuni, et al., The Journal of Pharmacology and Experimental Therapeutics, Probable Involvement of the 5-Hydroxytryptamine₄ Receptor in Methotrexate-Induced Delayed Emesis in Dogs, 2000, The American Society for Pharmacology and Experimental Therapeutics, vol. 292, No. 3, p. 1002-1294.
- Geling, et al., Should 5-Hydroxytryptamine-3 Receptor Antagonists Be Administered Beyond 24 Hours After Chemotherapy to Prevent Delayed Emesis? Systematic Re-Evaluation of Clinical Evidence and Drug Cost Implications, *Journal of Clinical Oncology*, vol. 23, No. 6, Feb. 20, 2005 (American Society of Clinical Oncology), pp. 1289-1294.
- Rojas, et al., International Anesthesia Research Society, Palonosetron Exhibits Unique Molecular Interactions with 5-HT₃ Receptor, vol. 107, No. 2, Aug. 2008, p. 469-478.

(56)

References Cited

OTHER PUBLICATIONS

- Rojas, et al., Palonosetron triggers 5-HT₃ receptor internalization and causes inhibition of receptor function, *European Journal of Pharmacology* 626 (2010), p. 193-199.
- Regan-Shaw, et al., Dose translation from animal to human studies revisited, *The FASEB Journal, Life Sciences Forum*, p. 659-661.
- Saito, et al., Palonosetron plus dexamethasone versus granisetron plus dexamethasone for prevention of anausea and vomiting during chemotherapy: a double-blind, double-dummy, randomised, comparative phased III trial, *www.thelancet.com/oncology*, vol. 10, Feb. 2009, p. 115-124.
- Palonosetron: more than just another option?. *www.thelancet.com/oncology*, vol. 10, Feb. 2009, p. 100-101.
- Lorusso, et al., Single dose of palonosetron plus dexamethasone to control nausea, vomiting and to warrant an adequate food intake in patients treated with highly emetogenic chemotherapy (HEC). Preliminary results, *Support Care Cancer*, published online Mar. 18, 2009.
- Grunberg, et al., Effectiveness of a single-day three-drug regimen of dexamethasone, palonosetron, and aprepitant for the prevention of acute and delayed nausea and vomiting caused by moderately emetogenic chemotherapy, *Support Care Cancer* (2009) 17:589-594.
- Celio, et al., Clinical update on palonosetron in the management of chemotherapy-induced nausea and vomiting, *Tumor*, 94: 447-452, 2008.
- Ellebaek, et al., Optimizing antiemetic therapy in multiple-day and multiple cycles of chemotherapy, *Lippincott Williams & Wilkins, Current Opinion in Supportive and Palliative Care*, 2008, 2:28-34.
- Herrington, et al., Randomized, Placebo-controlled, Pilot Study Evaluating Aprepitant Single Dose Plus Palonosetron and Dexamethasone for the Prevention of Acute and Delayed Chemotherapy-induced Nausea and Vomiting, *American Cancer Society*, published online Mar. 7, 2008 in Wiley InterScience (www.interscience.wiley.com).
- Massa, et al., Palonosetron plus dexamethasone effectively prevents acute and delayed chemotherapy-induced nausea and vomiting following highly or moderately emetogenic chemotherapy in pre-treated patients who have failed to respond to a previous antiemetic treatment: Comparison between elderly and non-elderly patient response, *Critical Reviews in Oncology/Hematology* 70 (2009) 83-91.
- 2006 Update of the ASCO Recommendations for Antiemetics in Oncology: Guideline Summary, *American Cancer Society of Clinical Oncology*, Jul. 2006, www.jopasco.org.
- Warr, David, Standard treatment of chemotherapy-induced emesis, *Support Care Cancer*, vol. 5, pp. 12-16, 1997.
- Aapro, M.S., et al. A phase III, double-blind, randomized trial of palonosetron compared with ondansetron in preventing chemotherapy-induced nausea and vomiting following highly emetogenic chemotherapy. *Annals of Oncology*, vol. 17, pp. 1441-1449, 2006.
- Eisenberg, Peter, et al. Improved Prevention of Moderately Emetogenic Chemotherapy-Induced Nausea and Vomiting with Palonosetron, a Pharmacologically Novel 5-HT₃ Receptor Antagonist. *Cancer*, vol. 98, No. 11, pp. 2473-2482, Dec. 1, 2003.
- Gandara, D.R., et al. The delayed-emesis syndrome from cisplatin: Phase III evaluation of ondansetron versus placebo. *Semin Oncol* vol. 19, No. 4, pp. 67-71, Aug. 1992 (suppl 10).
- Goedhals, L., et al. Control of delayed nausea and vomiting with granisetron plus dexamethasone or dexamethasone alone in patients receiving highly emetogenic chemotherapy: A double-blind, placebo-controlled, comparative study. *Ann Oncol*, vol. 9, pp. 661-666, 1998.
- Gralla, R., et al. Palonosetron improves prevention of chemotherapy-induced nausea and vomiting following moderately emetogenic chemotherapy: results of a double-blind randomized phase III trial comparing single doses of palonosetron with ondansetron. *Annals of Oncology*, vol. 14, pp. 1570-1577, 2003.
- Italian Group for Antiemetic Research. Dexamethasone alone or in combination with ondansetron for the prevention of delayed nausea and vomiting induced by chemotherapy. *N Engl J Med*, vol. 342, No. 21, pp. 1554-1559, May 25, 2000.
- Kaizer, L., et al. Effect of schedule and maintenance on the antiemetic efficacy of ondansetron combined with dexamethasone in acute and delayed nausea and emesis in patients receiving moderately emetogenic chemotherapy: A phase III trial by the National Cancer Institute of Canada Clinical Trials Group. *J Clin Oncol*, vol. 12, No. 5, pp. 1050-1057, May 1994.
- Latreille, J., et al. Use of dexamethasone and granisetron in the control of delayed emesis for patients who receive highly emetogenic chemotherapy: National Cancer Institute of Canada Clinical Trials Group. *J Clin Oncol*, vol. 16, No. 3, pp. 1174-1178, Mar. 1998.
- Antiemetic Subcommittee of the Multinational Association of Supportive Care in Cancer (MCSCC). Prevention of chemotherapy- and radiotherapy-induced emesis: Results of the Perugia Consensus Conference. *Annals of Oncology*, vol. 9, pp. 811-819, 1998.
- Moyer, Paula. New Understanding of Emesis Pathways Leading to New Treatment, Better Control. *Oncology Times*, vol. 25, Issue 10, pp. 48-51, May 25, 2003.
- Navari, R.M., et al. Oral ondansetron for the control of cisplatin-induced delayed emesis: A large, multicenter, double-blind, randomized comparative trial of ondansetron versus placebo. *J Clin Oncol*, vol. 13, No. 9, pp. 2408-2416, Sep. 1995.
- Olver, I., et al. A multicenter, double-blind study comparing placebo, ondansetron and ondansetron plus dexamethasone for the control of cisplatin-induced delayed emesis. *Ann Oncol*, vol. 7, pp. 945-952, 1996.
- Pater, J.L., et al. The role of the 5-HT₃ antagonists ondansetron and dolasetron in the control of delayed onset nausea and vomiting in patients receiving moderately emetogenic chemotherapy. *Ann Oncol*, vol. 8, pp. 181-185, 1997.
- Rojas, Camilo, et al. The Antiemetic 5-HT₃ Receptor Antagonist Palonosetron Inhibits Substance P-Mediated Responses In Vitro and In Vivo. *J Pharmacol Exper Thera*, vol. 335, No. 2, pp. 362-368, 2010.
- Sorbe, B. G., et al. A study evaluating the efficacy and tolerability of tropisetron in combination with dexamethasone in the prevention of delayed platinum-induced nausea and emesis. *Cancer*, vol. 83, pp. 1022-1032, 1998.
- Stewart, A., et al. Ondansetron Compared with Granisetron in the Prophylaxis of Cyclophosphamide-Induced Emesis in Out-Patients: A Multicentre, Double-Blind, Double-Dummy, Randomised, Parallel-Group Study. *Oncology*, vol. 52, pp. 202-210, 1995.
- Weiderpass, Elisabete, et al. Use of an NK1 Receptor Antagonist to Prevent Delayed Emesis After Cisplatin. *Journal of the National Cancer Institute*, vol. 89, No. 11, pp. 817-818, Jun. 4, 1997.
- Akers, Michael J., Excipient-Drug Interactions in Parenteral Formulations. *Journal of Pharmaceutical Sciences*, vol. 91, No. 11, Nov. 2002, pp. 2283-2300.
- Maemondo, et al., A phase II study of palonosetron combined with dexamethasone to prevent nausea and vomiting induced by highly emetogenic chemotherapy. *Annals of Oncology*, Nov. 2009, vol. 20, No. 11, pp. 1860-1866.
- Program/Proceedings American Society of Clinical Oncology, vol. 20, Part 1 of 2, 2001, Abstract No. 1595 and associated poster presentation.
- Saito, et al., Review of palonosetron: emerging data distinguishing it as a novel 5-HT₃ receptor antagonist for chemotherapy-induced nausea and vomiting. *Expert Opin. Pharmacother* (2010) II (6), pp. 1003-1014.
- MGI-HHC_SEC_filing (2001).
- ROCHE0008749-876 (1995) (portions redacted).
- HELNS0135068-82 (1998) (portions redacted).
- English-language translation of Italian-language portions of HELNS0135068-82 (1998).
- HELNS0161327-348 (2000) (portions redacted).
- HELNS0138407-24 (1998) (portions redacted).
- HELNS0376401-469 (2002) (portions redacted).
- HELNS0392650-72 (1999) (portions redacted).
- Dr. Reddy's Labs., Ltd.'s and Dr. Reddy's Labs., Inc.'s Memorandum of Law in Support of Their Motion to Amend Their Invalidity Contentions dated Feb. 15, 2013 (D.N.J. Case No. 11-3962).
- HELNS0376719-21 (2001).
- HELNS0376722-23 (2001).

US 8,598,219 B2

Page 6

(56)

References Cited

OTHER PUBLICATIONS

HELSN0376724 (2002).

Dr. Reddy's Laboratories, Ltd.'s and Dr. Reddy's Laboratories, Inc.'s Redline of Proposed Amended Invalidity Contentions Pursuant to L. Pat. R. 3.6(c) filed Feb. 15, 2013 (D.N.J. Case No. 11-3962).

Dr. Reddy's Laboratories, Ltd.'s and Dr. Reddy's Laboratories, Inc.'s Reply Memorandum of Law in Further Support of Their Motion to Amend Their Invalidity Contentions dated Mar. 15, 2013 (D.N.J. Case No. 11-3962).

Teva Pharm. Indus., Ltd.'s and Teva Pharm. USA, Inc.'s Memorandum in Support of Their Motion to Amend Invalidity Contentions dated Feb. 15, 2013 (D.N.J. Case No. 1-3962).

HELSN0388553-65 (1998).

HELSN0388566-68 (1998).

HELSN0388569-74 (1998).

HELSN0388587-91 (1998).

HELSN0388592-95 (1998).

English-language translation of HELSN0388592-95 (1998).

HELSN0388596-97 (1998).

HELSN0388604 (1998).

HELSN0388605-06 (1998).

HELSN0388607-09 (1998).

HELSN0389134-44 (1999).

HELSN0389145-48 (1999).

HELSN0389149-61 (2000).

HELSN0392047-48 (1998).

HELSN0392393-94 (1998).

HELSN0393657-61 (2000).

English-language translation of Italian-language portions of HELSN039657-61 (2000).

Excerpts from Calderari Deposition Transcript, pp. 1-4, 229-232, and 278-393 (2013).

HELSN0000093-9 (2006).

HELSN0004207 (2002).

HELSN0004217 (2002).

Teva Pharm. Indus., Ltd.'s and Teva Pharm. USA, Inc.'s Reply in Support of Their Motion to Amend Their Invalidity Contentions dated Mar. 15, 2013 (D.N.J. Case No. 1-3962).

HELSN00388448-542 (1998-1999).

English-language translation of Italian-language portions of HELSN00388448-542 (1998-1999) (portions redacted).

HELSN0388543-44 (1999).

HELSN0388545-52 (1998).

HELSN0388575-76 (1998).

HELSN0388577-80 (1998).

HELSN0388581-82 (1998).

HELSN0388583-84 (1998).

HELSN0388585 (1998).

HELSN0388586 (1998).

HELSN0388598-601 (1998).

HELSN0388602-03 (1998).

HELSN0388610 (1998).

Sandoz Inc.'s Redacted Memorandum of Law in Support of its Motion to Amend its Invalidity Contentions dated Feb. 15, 2013 (D.N.J. Case No. 11-3962).

Exhibit G to Sandoz Inc.'s Redacted Memorandum of Law in Support of its Motion to Amend its Invalidity Contentions dated Feb. 15, 2013 (D.N.J. Case No. 11-3962).

Sandoz Inc.'s Redacted Reply Memorandum of Law in Support of its Motion to Amend its Invalidity Contentions dated Mar. 15, 2013 (D.N.J. Case No. 11-3962).

Aurobindo Pharma Ltd. Paragraph IV notice regarding U.S. Patent Nos. 7,947,724; 7,947,725; and 7,960,424, dated Mar. 5, 2013 (D. Del. Case No. 13-688).

Complaint for patent infringement filed by Helsinn Healthcare S.A. and Roche Palo Alto LLC against Aurobindo Pharma Ltd. and Aurobindo Pharma USA Inc. dated Apr. 16, 2013 (D. Del. Case No. 13-688).

Accord Healthcare, Inc. Paragraph IV notice regarding U.S. Patent Nos. 7,947,724; 7,947,725; and 7,960,424, dated Apr. 3, 2013.

Drug Marketing Approval Document for Aloxi I.V. Drip Infusion Bag 0.75 mg, Japanese Ministry of Health, Labour and Welfare (2012).

English language translation (2012).

Approval of Partial Changes in Drug Marketing Approved Items for Aloxi I.V. Drip Infusion Bag 0.75 mg, Japanese Ministry of Health, Labour and Welfare (2012).

English-language translation (2012).

USPTO Notice of Allowance and Fees Due, U.S. Appl. No. 13/087,012, mailed Jul. 3, 2013.

USPTO Non-Final Office Action, U.S. Appl. No. 13/902,132, mailed Aug. 8, 2013.

USPTO Interview Summary, U.S. Appl. No. 13/087,012 dated Jun. 13, 2013.

USPTO Notice of Allowance and Fees Due and Examiner-Initiated Interview Summary, U.S. Appl. No. 13/901,288, mailed Sep. 6, 2013; Feb. 9, 2009 Bonadeo Declaration.

Bedford Laboratories Paragraph IV Letter dated Aug. 13, 2013.

Defendants Aurobindo Pharma Ltd.'s and Aurobindo Pharma USA Inc.'s Answer, Affirmative Defenses, and Counterclaims, dated Aug. 23, 2013 (D. Del. Case No. 13-688).

Plaintiff's Answer to the Counterclaims of Aurobindo Pharma USA Inc. and Aurobindo Pharma Ltd., dated Sep. 13, 2013 (D. Del. Case No. 13-688).

Aurobindo Pharma Ltd. Paragraph IV notice regarding U.S. Patent No. 8,518,981, dated Sep. 19, 2013.

Dr. Reddy's Laboratories, Ltd.'s and Dr. Reddy's Laboratories, Inc.'s Amended Invalidity Contentions Pursuant to L. Pat. R. 3.6(c), dated Jul. 8, 2013 (D.N.J. Case Nos. 11-3962 and 11-5579; consolidated).

Plaintiffs' Responses to Dr. Reddy's Laboratories, Ltd. and Dr. Reddy's Laboratories, Inc.'s Amended Invalidity Contentions, dated Aug. 19, 2013 (D.N.J. Case Nos. 11-3962 and 11-5579; consolidated) (confidentiality designation redacted).

Sandoz Inc.'s Second Amended Invalidity Contentions Pursuant to L. Pat. R. 3.7, dated Jul. 5, 2013 (D.N.J. Case Nos. 11-3962 and 11-5579; consolidated) (confidentiality designation and other portions redacted).

Plaintiffs' Responses to Sandoz Inc.'s Second Amended Invalidity Contentions, dated Aug. 19, 2013 (D.N.J. Case Nos. 11-3962 and 11-5579; consolidated) (confidentiality designation and other portions redacted).

Defendants Teva Pharmaceuticals USA, Inc. and Teva Pharmaceutical Industries, Ltd.'s First Amended Invalidity Contentions Pursuant to L. Pat. R. 3.6(c), dated Jul. 5, 2013 (D.N.J. Case Nos. 11-3962 and 11-5579; consolidated) (confidentiality designation redacted).

Plaintiffs' Responses to Teva Pharmaceuticals USA, Inc. and Teva Pharmaceutical Industries, Ltd.'s First Amended Invalidity Contentions, dated Aug. 19, 2013 (D.N.J. Case Nos. 11-3962 and 11-5579; consolidated) (confidentiality designation redacted).

Opening Expert Report of Dr. Bert Spilker, dated Sep. 9, 2013 (D.N.J. Case Nos. 11-3962 and 11-5579; consolidated) (confidentiality designation and other portions redacted).

Expert Report of David G. Frame, Pharm.D., dated Sep. 5, 2013 (D.N.J. Case Nos. 11-3962 and 11-5579; consolidated) (confidentiality designation and other portions redacted).

Expert Report of Lee Kirsch, Ph.D., dated Sep. 9, 2013 (D.N.J. Case Nos. 11-3962 and 11-5579; consolidated) (confidentiality designation and other portions redacted).

Expert Report of Patrick P. DeLuca, Ph.D., dated Sep. 9, 2013 (D.N.J. Case Nos. 11-3962 and 11-5579; consolidated) (confidentiality designation and other portions redacted).

Expert Report of Paul Myrdal, Ph.D., dated Sep. 9, 2013 (D.N.J. Case Nos. 11-3962 and 11-5579; consolidated) (confidentiality designation and other portions redacted).

Complaint for patent infringement filed by Helsinn Healthcare S.A. and Roche Palo Alto LLC against Ben Venue Laboratories, Inc. d/b/a Bedford Laboratories regarding U.S. Patent Nos. 7,947,724, 7,947,725, 7,960,424, and 8,518,981 dated Sep. 25, 2013 (D. Del. Case No. 13-1612).

Complaint for patent infringement filed by Helsinn Healthcare S.A. and Roche Palo Alto LLC against Dr. Reddy's Laboratories, Ltd., Dr. Reddy's Laboratories, Inc., Sandoz Inc., Teva Pharmaceuticals USA, Inc., and Teva Pharmaceutical Industries, Ltd. regarding U.S. Patent No. 8,518,981 dated Sep. 30, 2013 (D.N.J. Case No. (13-5815)).

* cited by examiner

US 8,598,219 B2

1

LIQUID PHARMACEUTICAL FORMULATIONS OF PALONOSETRON

FIELD OF THE INVENTION

The present invention relates to shelf-life stable liquid formulations of palonosetron that are especially useful in the preparation of injectable and oral medicaments.

BACKGROUND OF THE INVENTION

Emesis is a devastating consequence of cytotoxic therapy, radiotherapy, and post-operative environments that drastically affects the quality of life of people undergoing such treatments. In recent years a class of drugs referred to as 5-HT₃ (5-hydroxytryptamine) receptor antagonists has been developed that treat such emesis by antagonizing cerebral functions associated with the 5-HT₃ receptor. See *Drugs Acting on 5-Hydroxytryptamine Receptors*: The Lancet Sep. 23, 1989 and references cited therein. Drugs within this class include ondansetron, granisetron, alosetron, tropisetron, and dolasetron. These 5-HT₃ antagonists are often administered intravenously shortly before chemotherapy or radiotherapy is initiated, and can be administered more than once during a cycle of chemotherapy or radiotherapy. In addition, they are often supplied as tablets or oral elixirs to either supplement an intravenous administration, or to ease home usage of the drug if the patient is self-administering the chemotherapeutic regimen.

Because some chemotherapeutic agents can induce emesis over extended periods of several days even when they are administered only once, it would be desirable to administer an emesis-inhibiting drug such as a 5-HT₃ antagonist every day until the risk of emesis has substantially subsided. The present class of 5-HT₃ antagonists has not proven especially helpful meeting this need, however, because the 5-HT₃ receptor antagonists currently marketed have proven to be less effective in controlling delayed nausea and vomiting than they are at controlling acute emesis. Sabra, K, *Choice of a 5HT₃ Receptor Antagonist for the Hospital Formulary*. EHP, October 1996; 2 (suppl 1):S19-24.

Recently, clinical investigations have been made concerning palonosetron, a new 5-HT₃ receptor antagonist reported in U.S. Pat. No. 5,202,333. These investigations have shown that the drug is an order of magnitude more potent than most existing 5-HT₃ receptor antagonists, has a surprising half-life of about 40 hours, and is effective to reduce delayed-onset nausea induced by chemotherapeutic agents. However, formulating palonosetron in liquid formulations has not proven an easy task, typically due to shelf-stability issues. U.S. Pat. No. 5,202,333 discloses an intravenous formulation of palonosetron in example 13 that contains the following ingredients:

Ingredient	Mg
Palonosetron HCl	10-100 mg.
Dextrose Monohydrate	q.s. to make Isotonic
Citric Acid Monohydrate	1.05 mg.
Sodium Hydroxide	0.18 mg.
WFI	To 1.0 ml.

The formulation has a pH of 3.7 and a shelf stability of less than the 1-2 year time period required by health authorities in various countries.

2

Ondansetron, its uses, and medicaments made with ondansetron are disclosed in U.S. Pat. Nos. 4,695,578, 4,753, 789, 4,929,632, 5,240,954, 5,344,658, 5,578,628, 5,578,632, 5,922,749, 5,622,720, 5,955,488, and 6,063,802. Commercially it is distributed by GlaxoSmithKline as Zofran® and is indicated for prevention of postoperative nausea and vomiting (PONV), cancer chemotherapy-induced nausea and vomiting (CINV), and radiotherapy-induced nausea and vomiting (RINV) and it is available as an injection, tablets and solution, and as Zofran ODT® (ondansetron) Orally Disintegrating Tablets.

Granisetron, its uses, and medicaments made with granisetron are disclosed in U.S. Pat. Nos. 4,886,808, 4,937,247, 5,034,398 and 6,294,548. Commercially it is distributed by Roche Laboratories Inc. as Kytril®, indicated for the prevention of nausea and vomiting associated with chemotherapy or radiation therapy, and is offered in tablet form, oral solution, and as an injection.

Alosetron, its uses, and medicaments made with alosetron are disclosed in U.S. Pat. Nos. 5,360,800 and 6,284,770. Commercially it is distributed by GlaxoSmithKline as Lotronex®.

Tropisetron is commercially available as Navoban® (Novartis) CAS-89565-68-4 (tropisetron); CAS-105826-92-4 (tropisetron hydrochloride) and it is indicated for treatment of PONV and CINV.

Dolasetron, its uses, and medicaments made with ondansetron are disclosed in U.S. Pat. Nos. 5,011,846, and 4,906,755. Commercially it is distributed by Aventis Pharmaceuticals Inc. as Anzemet®, indicated for prevention of both PONV and CINV, and it is offered in the form of a tablet or an intravenous solution.

Therefore, there exists a need for a palonosetron formulation with increased stability and thereby increased shelf life. There also exists a need for an appropriate range of concentrations for both the 5-HT₃ receptor antagonist and its pharmaceutically acceptable carriers that would facilitate making a formulation with this increased stability.

It is an object of the present invention to provide a formulation of Palonosetron hydrochloride with increased pharmaceutical stability for preventing and/or reducing emesis.

It is another object of the invention to provide an acceptable range of concentrations which will stabilize a formulation containing Palonosetron hydrochloride.

It is a further object of the invention to provide a formulation of Palonosetron which would allow for prolonged storage.

It is also an object of the invention to provide a formulation of Palonosetron which would allow terminal sterilization.

SUMMARY OF THE INVENTION

The inventors have made a series of discoveries that support a surprisingly effective and versatile formulation for the treatment and prevention of emesis using palonosetron. These formulations are shelf stable for periods greater than 24 months at room temperature, and thus can be stored without refrigeration, and manufactured using non-aseptic, terminal sterilization processes.

In one aspect, the inventors have discovered that formulations which include the active ingredient palonosetron require in some instances only 1/10th the amount of other previously known compounds for treating emesis, which surprisingly allows the use of concentrations of palonosetron far below those that would ordinarily be expected. Thus, in one embodiment the invention provides a pharmaceutically stable solution for preventing or reducing emesis comprising a) from

US 8,598,219 B2

3

about 0.01 mg/mL to about 5 mg/mL palonosetron or a pharmaceutically acceptable salt thereof; and b) a pharmaceutically acceptable carrier.

The inventors have further discovered that by adjusting the formulation's pH and/or excipient concentrations it is possible to increase the stability of palonosetron formulations. Therefore, in another embodiment, the invention provides a pharmaceutically stable solution for preventing or reducing emesis comprising a) palonosetron or a pharmaceutically acceptable salt thereof; and b) a pharmaceutically acceptable carrier, at a pH from about 4.0 to about 6.0. In another embodiment the invention provides a pharmaceutically stable solution for preventing or reducing emesis comprising from about 0.01 to about 5.0 mg/ml palonosetron or a pharmaceutically acceptable salt thereof; from about 10 to about 100 millimoles citrate buffer; and from about 0.005 to about 1.0 mg/ml EDTA.

The inventors have further discovered that the addition of mannitol and a chelating agent can increase the stability of palonosetron formulations. Therefore, in still another embodiment the invention provides a pharmaceutically stable solution for preventing or reducing emesis comprising a) palonosetron or a pharmaceutically acceptable salt thereof and b) a pharmaceutically acceptable carrier, wherein the pharmaceutically acceptable carrier comprises a chelating agent and mannitol.

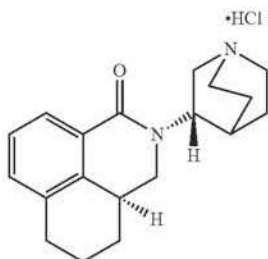
DETAILED DESCRIPTION OF THE INVENTION

Definitions

"Vial" means a small glass container sealed with the most suitable stopper and seal, other suitable primary containers may be used, for instance, but not limited to, pre-filled syringes. Vial also means a sealed container of medication that is used one time only, and includes breakable and non-breakable glass vials, breakable plastic vials, miniature screw-top jars, and any other type of container of a size capable of holding only one unit dose of palonosetron (typically about 5 mls.).

Throughout this specification the word "comprise," or variations such as "comprises" or "comprising," will be understood to imply the inclusion of a stated element, integer or step, or group of elements, integers or steps, but not the exclusion of any other element, integer or step, or group of elements, integers or steps

"Palonosetron" means (3aS)-2,3,3a,4,5,6-Hexahydro-2-[(S)-1-Azabicyclo[2.2.2]oct-3-yl]2,3,3a,4,5,6-hexahydro-1-oxo-1Hbenz[de]isoquinoline, and is preferably present as the monohydrochloride. Palonosetron monohydrochloride can be represented by the following chemical structure:



Concentrations—When concentrations of palonosetron are given herein, the concentration is measured in terms of the

4

weight of the free base. Concentrations of all other ingredients are given based on the weight of ingredient added to the solution.

"Pharmaceutically acceptable" means that which is useful in preparing a pharmaceutical composition that is generally safe, non-toxic and neither biologically nor otherwise undesirable and includes that which is acceptable for veterinary use as well as human pharmaceutical use.

"Pharmaceutically acceptable salts" means salts which are pharmaceutically acceptable, as defined above, and which possess the desired pharmacological activity. Such salts include acid addition salts formed with inorganic acids such as hydrochloric acid, hydrobromic acid, sulfuric acid, nitric acid, phosphoric acid, and the like; or with organic acids such as acetic acid, propionic acid, hexanoic acid, heptanoic acid, cyclopentanepropionic acid, glycolic acid, pyruvic acid, lactic acid, malonic acid, succinic acid, malic acid, maleic acid, fumaric acid, tartaric acid, citric acid, benzoic acid, o-(4-hydroxybenzoyl)benzoic acid, cinnamic acid, mandelic acid, methanesulfonic acid, ethanesulfonic acid, 1,2-ethanedisulfonic acid, 2-hydroxyethanesulfonic acid, benzenesulfonic acid p-chlorobenzenesulfonic acid, 2-naphthalenesulfonic acid, p-toluenesulfonic acid, camphorsulfonic acid, 4-methylbicyclo[2.2.2]oct-2-ene-1-carboxylic acid, glucoheptonic acid, 4,4'-methylenebis(3-hydroxy-2-ene-1-carboxylic acid), 3-phenylpropionic acid, trimethylacetic acid, tertiary butylacetic acid, lauryl sulfuric acid, gluconic acid, glutamic acid, hydroxynaphthoic acid, salicylic acid, stearic acid, muconic acid, and the like.

In addition, pharmaceutically acceptable salts may be formed when an acidic proton present is capable of reacting with inorganic or organic bases. Acceptable inorganic bases include sodium hydroxide, sodium carbonate, potassium hydroxide, aluminum hydroxide and calcium hydroxide. Acceptable organic bases include ethanolamine, diethanolamine, triethanolamine, tromethamine, N-methylglucamine and the like.

Discussion

The fact that palonosetron can be formulated in some instances at concentrations of only about $1/10^{th}$ the amount of other previously known compounds for treating emesis, surprisingly allows the use of concentrations of palonosetron far below those that would ordinarily be expected. Thus, in one embodiment the invention provides a pharmaceutically stable solution for preventing or reducing emesis comprising a) from about 0.01 mg/mL to about 5 mg/mL palonosetron or a pharmaceutically acceptable salt thereof; and b) a pharmaceutically acceptable carrier. Similarly, in another embodiment the invention provides a method of formulating a pharmaceutically stable solution of palonosetron comprising admixing from about 0.01 mg/mL to about 5 mg/mL palonosetron or a pharmaceutically acceptable salt thereof; with a pharmaceutically acceptable carrier. In alternative embodiments, the formulation includes palonosetron or a pharmaceutically acceptable salt thereof in a concentration from about 0.02 mg/mL to about 1.0 mg/mL, from about 0.03 mg/mL to about 0.2 mg/mL, and most optimally about 0.05 mg/ml.

A particular advantage associated with the lower dosages of intravenous palonosetron is the ability to administer the drug in a single intravenous bolus over a short, discrete time period. This time period generally extends from about 10 to about 60 seconds, or about 10 to about 40 seconds, and most preferably is about 10 to 30 seconds. In one particular embodiment the palonosetron is supplied in vials that comprise 5 ml. of solution, which equates to about 0.25 mg of palonosetron at a concentration of about 0.05 mg/ml.

US 8,598,219 B2

5

The inventors have further discovered that by adjusting the formulation's pH and/or excipient concentrations it is possible to increase the stability of palonosetron formulations. Therefore, in another embodiment, the invention provides a pharmaceutically stable solution for preventing or reducing emesis comprising a) palonosetron or a pharmaceutically acceptable salt thereof; and b) a pharmaceutically acceptable carrier, at a pH from about 4.0 to about 6.0. Similarly, in another embodiment the invention provides a method of formulating a pharmaceutically stable solution of palonosetron comprising admixing a) palonosetron or a pharmaceutically acceptable salt thereof; and b) a pharmaceutically acceptable carrier, at a pH from about 4.0 to about 6.0. In alternative embodiments, the pH is from about 4.5 to about 5.5, and most optimally about 5.0. There are many examples to those of skill in the art of suitable solutions to adjust the pH of a formulation. Two exemplary solutions are sodium hydroxide and hydrochloric acid solution, either of which could be used to adjust the pH of the formulation.

In another embodiment the invention provides a pharmaceutically stable solution for preventing or reducing emesis comprising from about 0.01 to about 5.0 mg/ml palonosetron or a pharmaceutically acceptable salt thereof and (i) from about 10 to about 100 millimoles citrate buffer, and/or (ii) from about 0.005 to about 1.0 mg/ml EDTA. Similarly, in another embodiment the invention provides a method of formulating a pharmaceutically stable solution of palonosetron comprising admixing from about 0.01 to about 5.0 mg/ml palonosetron or a pharmaceutically acceptable salt thereof and (i) from about 10 to about 100 millimoles citrate buffer, and/or (ii) from about 0.005 to about 1.0 mg/ml EDTA. The citrate buffer can be in the form of citric acid and/or a salt of citric acid such as trisodium citrate. In various embodiments, the ranges of one or more of the foregoing ingredients can be modified as follows:

The formulation may comprise palonosetron or a pharmaceutically acceptable salt thereof in a concentration from about 0.02 mg/mL to about 1.0 mg/mL, from about 0.03 mg/mL to about 0.2 mg/mL palonosetron hydrochloride, and most optimally about 0.05 mg/ml.

The formulation may comprise citrate buffer in a concentration of from about 10 to about 40 millimoles, or 15-30 millimoles.

The formulation may comprise EDTA in a concentration of from about 0.005 mg/ml to about 1.0 mg/ml, or about 0.3 to about 0.7 mg/ml, and most optimally about 0.5 mg/ml.

The inventors have further discovered that the addition of mannitol and a chelating agent can increase the stability of palonosetron formulations. Therefore, in still another embodiment the invention provides a pharmaceutically stable solution for preventing or reducing emesis comprising a) palonosetron or a pharmaceutically acceptable salt thereof and b) a pharmaceutically acceptable carrier, wherein the pharmaceutically acceptable carrier comprises a chelating agent and mannitol. Similarly, in another embodiment the invention provides a method of formulating a pharmaceutically stable solution of palonosetron comprising admixing a) palonosetron or a pharmaceutically acceptable salt thereof and b) a pharmaceutically acceptable carrier, wherein the pharmaceutically acceptable carrier comprises a chelating agent and mannitol. The chelating agent is preferably EDTA, and, in various embodiments the chelating agent is present in a concentration of from about 0.005 to about 1.0 mg/mL or from about 0.05 mg/mL to about 1.0 mg/mL or from about 0.3 to about 0.7 mg/ml, or most optimally about 0.5 mg/mL. In various embodiments the mannitol is present in a concentra-

6

tion of from about 10.0 mg/ml to about 80.0 mg/ml, from about 20.0 mg/mL to about 60.0 mg/ml, or from about 40.0 to about 45.0 mg/ml.

Injectable formulations are typically formulated as aqueous solutions in which water is the primary excipient. Oral formulations will differ from injectable formulations generally by the additional presence of flavoring agents, coloring agents, or viscosity agents. Natural or synthetic sweeteners include, among others, mannitol, sorbitol, saccharose, saccharine, aspartame, acelsulphame K, or cyclamate. These agents are generally present in concentrations in excess of 100 mg/ml or 250 mg/ml when used as sweetening agents, in contrast to the 41.5 mg/ml concentration of mannitol described in some of the embodiments of the invention, in which mannitol is acting simply as a tonicifying agent.

The formulations of the present invention are particularly suited for use in injectable and oral liquid formulations, but it will be understood that the solutions may have alternative uses. For example, they may be used as intermediates in the preparation of other pharmaceutical dosage forms. Similarly, they may have other routes of administration including intranasal or inhalation. Injectable formulations may take any route including intramuscular, intravenous or subcutaneous.

Still further embodiments relate to improvements in the ease with which the palonosetron formulation can be stored or manufactured. In particular, the inventors have discovered that the formulations of the present invention allow storage of the product for extended periods at room temperature. Thus, in yet another embodiment the invention provides a method of storing one or more containers in which are contained a solution of palonosetron or a pharmaceutically acceptable salt thereof comprising: a) providing a room comprising said one or more containers; b) adjusting or maintaining the temperature of the room at greater than about ten, 15, or 20 degrees celcius; and c) storing said containers in said room for one month, 3 months, 6 months, one year, 18 months, 24 months or more (but preferably not exceeding 36 months), wherein (i) the palonosetron or pharmaceutical salt thereof is present in a concentration of from about 0.01 mg/mL to about 5.0 mg/mL, (ii) the pH of the solution is from about 4.0 to about 6.0, (iii) the solution comprises from about 0.01 to about 5.0 mg/ml palonosetron or a pharmaceutically acceptable salt thereof, from about 10 to about 100 millimoles citrate buffer and from about 0.005 to about 1.0 mg/ml EDTA, (iv) the solution comprises a chelating agent, or (v) the solution comprises from about 10 to about 100 milliMoles of a citrate buffer.

The stability of the foregoing formulations also lends itself well to terminal sterilization processes in the manufacturing process. Therefore, in still another embodiment the invention provides a method of filling a container in which is contained a solution of palonosetron or a pharmaceutically acceptable salt thereof comprising: a) providing one or more sterile open containers (preferably 5 ml. vials); b) filling said containers with a solution of palonosetron in a non-aseptic environment; c) sealing said filled containers; and d) sterilizing said sealed, filled containers, wherein (i) the palonosetron or pharmaceutical salt thereof is present in a concentration of from about 0.01 mg/mL to about 5 mg/mL, (ii) the pH of the solution is from about 4.0 to about 6.0, (iii) the solution comprises from about 0.01 to about 5.0 mg/ml palonosetron or a pharmaceutically acceptable salt thereof, from about 10 to about 100 millimoles citrate buffer and from about 0.005 to about 1.0 mg/ml EDTA, (iv) the solution comprises a chelating agent, or (v) the solution comprises from about 10 to about 100 milliMoles of a citrate buffer.

US 8,598,219 B2

7

EXAMPLES

Example 1

Stabilizing pH

A study was conducted to determine the effect of pH on formulations containing palonosetron hydrochloride, measuring the stability at 80° C. at pH 2.0, 5.0, 7.4, and 10.0. The results indicated that palonosetron hydrochloride is most stable at pH 5.0.

Example 2

Stabilizing Concentration Ranges

A formulation optimization study was performed using an experimental design software. Twenty-four lots of drug product were analyzed to investigate the appropriate concentration ranges for palonosetron hydrochloride (0.05 mg/mL to 5.0 mg/mL), citrate buffer (0 to 80 mM) and EDTA (0 to 0.10%). The level of EDTA and citrate buffer were selected based on the optimal formulation, which was shown to be formulated with EDTA 0.05% and 20 mM citrate buffer at pH 5.0. The results of this study indicated that palonosetron concentration was also a critical factor in chemical stability, with greatest stability seen at the lowest palonosetron concentrations.

Example 3

Tonicifying Agent

Formulations of palonosetron hydrochloride in citrate buffer were prepared including either a) sodium chloride or b) mannitol. The palonosetron hydrochloride formulation including mannitol showed superior stability. The optimum level of mannitol required for an isotonic solution was found to be 4.15%.

Example 4

Formulation I

The following is a representative pharmaceutical formulation containing palonosetron that is useful for intravenous formulations, or other liquid formulations of the drug.

Ingredient	mg/mL
Palonosetron Hydrochloride	0.05*
Mannitol	41.5
EDTA	0.5
Trisodium citrate	3.7
Citric acid	1.56
WFJ	q.s. to 1 ml
Sodium hydroxide solution and/or hydrochloric acid solution	pH 5.0 ± 0.5

*calculated as a free base

Example 5

Formulation II

The following is a representative pharmaceutical formulation containing palonosetron that is useful for oral formulations, or other liquid formulations of the drug.

8

Ingredient	mg/mL
Palonosetron Hydrochloride	0.05*
Mannitol	150
EDTA	0.5
Trisodium citrate	3.7
Citric acid	1.56
WFJ	q.s. to 1 ml
Sodium hydroxide solution and/or hydrochloric acid solution	pH 5.0 ± 0.5
Flavoring	q.s.

*calculated as a free base

Example 6

Stability of Palonosetron without Dexamethasone

The physical and chemical stability of palonosetron HCl was studied in concentrations of 5 µg/mL and 30 µg/mL in 5% dextrose injection, 0.9% sodium chloride injection, 5% dextrose in 0.45% sodium chloride injection, and dextrose 5% in lactated Ringer's injection. The admixtures were evaluated over 14 days at 4° C. in the dark and for 48 hours at 23° C. under fluorescent light.

Test samples of palonosetron HCl were prepared in polyvinyl chloride (PVC) bags of the infusion solutions at concentrations of 5 and 30 µg/mL. Evaluations for physical and chemical stability were performed on samples taken initially and after 1, 3, 5, 7, and 14 days of storage at 4° C. and after 1, 4, 24, and 48 hours at 23° C. Physical stability was assessed using visual observation in normal room light and using a high-intensity monodirectional light beam. In addition, turbidity and particle content were measured electronically. Chemical stability of the drug was evaluated by using a stability-indicating high performance liquid chromatographic (HPLC) analytical technique.

All samples were physically stable throughout the study. The solution remained clear, and little or no change in particulate burden and haze level were found. Additionally, little or no loss of palonosetron HCl occurred in any of the samples at either temperature throughout the entire study period.

Example 7

Stability of Palonosetron with Dexamethasone

The physical and chemical stability of palonosetron HCl 0.25 mg admixed with dexamethasone (as sodium phosphate) 10 mg or 20 mg in 5% dextrose injection or 0.9% sodium chloride injection in polyvinyl chloride (PVC) minibags, and also admixed with dexamethasone (as sodium phosphate) 3.3 mg in 5% dextrose injection or 0.9% sodium chloride injection in polypropylene syringes at 4° C. in the dark for 14 days and at 23° C. exposed to normal laboratory fluorescent light over 48 hours, was studied.

Test samples of palonosetron HCl 5 µg/mL with dexamethasone (as sodium phosphate) 0.2 mg/mL and also 0.4 mg/mL were prepared in polyvinyl chloride (PVC) minibags of each infusion solution. Additionally, palonosetron HCl 25 µg/mL with dexamethasone (as sodium phosphate) 0.33 mg/mL in each infusion solution were prepared as 10 mL of test solution in 20-mL polypropylene syringes. Evaluations for physical and chemical stability were performed on samples taken initially and after 1, 3, 7, and 14 days of storage at 4° C. and after 1, 4, 24, and 48 hours at 23° C. Physical stability was assessed using visual observation in normal

US 8,598,219 B2

9

room light and using a high-intensity monodirectional light beam. In addition, turbidity and particle content were measured electronically. Chemical stability of the drug was evaluated by using a stability-indicating high performance liquid chromatographic (HPLC) analytical technique.

All samples were physically compatible throughout the study. The solutions remained clear, and little or no change in particulate burden and haze level were found. Additionally, little or no loss of palonosetron HCl and dexamethasone occurred in any of the samples at either temperature throughout the entire study period.

Example 8

Formulation III

The following is a representative pharmaceutical formulation and container closure for palonosetron that is useful for intravenous infusion formulations.

Ingredient	Amount (mg)
Palonosetron Hydrochloride	0.75 ^{a)}
Sodium Chloride	450.0
EDTA	2.5
Sodium citrate	18.5
Citric acid monohydrate	7.8
WFJ	q.s. to 50 mL
Sodium hydroxide solution and/or hydrochloric acid solution	pH 4.8 ± 0.5
Container closure system	plastic container ^{b)} plus rubber stopper ^{c)}

^{a)}Calculated based on the weight of free base

^{b)}Polyethylene multilayer film infusion bag.

^{c)}Isoprene rubber stopper.

This invention has been described with reference to its preferred embodiments. Variations and modifications of the invention will be obvious to those skilled in the art from the foregoing detailed description of the invention.

10

What is claimed is:

1. A pharmaceutical single-use, unit-dose formulation for intravenous administration to a human to reduce the likelihood of cancer chemotherapy-induced nausea and vomiting, comprising a 5 mL sterile aqueous isotonic solution, said solution comprising:
 - 5 palonosetron hydrochloride in an amount of 0.25 mg based on the weight of its free base;
 - from 0.005 mg/mL to 1.0 mg/mL EDTA; and
 - from 10 mg/mL to 80 mg/mL mannitol,
 - 10 wherein said formulation is stable at 24 months when stored at room temperature.
2. The pharmaceutical formulation of claim 1, wherein said EDTA is in an amount of 0.5 mg/mL.
- 15 3. The pharmaceutical formulation of claim 1, wherein said mannitol is in an amount of 41.5 mg/mL.
4. The pharmaceutical formulation of claim 1, wherein said solution further comprises a citrate buffer.
- 20 5. The pharmaceutical formulation of claim 4, wherein said citrate buffer is at a concentration of 20 millimolar.
6. The pharmaceutical formulation of claim 1, wherein said solution is buffered at a pH of 5.0 ± 0.5.
7. The pharmaceutical formulation of claim 1, wherein said EDTA is in an amount of 0.5 mg/mL, wherein said mannitol is in an amount of 41.5 mg/mL, wherein said solution further comprises a citrate buffer at a concentration of 20 millimolar, and wherein said solution is buffered at a pH of 5.0 ± 0.5.
- 30 8. A pharmaceutical single-use, unit-dose formulation for intravenous administration to a human to reduce the likelihood of cancer chemotherapy-induced nausea and vomiting, comprising a 5 mL sterile aqueous isotonic solution, said solution comprising:
 - 35 palonosetron hydrochloride in an amount of 0.25 mg based on the weight of its free base;
 - from 0.005 mg/mL to 1.0 mg/mL EDTA; and
 - from 10 mg/mL to 80 mg/mL mannitol, wherein said formulation is stable at 18 months when stored at room temperature.

* * * * *

EXHIBIT E



US008729094B2

(12) **United States Patent**
Calderari et al.

(10) **Patent No.:** **US 8,729,094 B2**
(45) **Date of Patent:** ***May 20, 2014**

(54) **LIQUID PHARMACEUTICAL FORMULATIONS OF PALONOSETRON**

(71) Applicants: **Helsinn Healthcare SA**, Lugano (CH); **Roche Palo Alto LLC**, Palo Alto, CA (US); **Simone Macciochi**, Melide (CH); **Giulio Macciochi**, Breganzona (CH)

(72) Inventors: **Giorgio Calderari**, Rancate (CH); **Daniele Bonadeo**, Casalzuigno (IT); **Roberta Cannella**, Varese (IT); **Alberto Macciochi**, Melide (CH); **Andrew Mikszal**, Palo Alto, CA (US); **Thomas Malefyt**, Carmel Valley, CA (US); **Kathleen M Lee**, Palo Alto, CA (US)

(73) Assignees: **Helsinn Healthcare SA**, Pambio-Noranco (CH); **Roche Palo Alto LLC**, Palo Alto, CA (US)

(*) Notice: Subject to any disclaimer, the term of this patent is extended or adjusted under 35 U.S.C. 154(b) by 0 days.

This patent is subject to a terminal disclaimer.

(21) Appl. No.: **13/902,132**

(22) Filed: **May 24, 2013**

(65) **Prior Publication Data**

US 2013/0261150 A1 Oct. 3, 2013

Related U.S. Application Data

(63) Continuation of application No. 13/901,437, filed on May 23, 2013, now Pat. No. 8,598,219, which is a continuation-in-part of application No. 13/087,012, filed on Apr. 14, 2011, now Pat. No. 8,518,981, which is a continuation of application No. 11/186,311, filed on Jul. 21, 2005, now Pat. No. 7,947,724, which is a continuation of application No. PCT/EP2004/000888, filed on Jan. 30, 2004.

(60) Provisional application No. 60/444,351, filed on Jan. 30, 2003.

(51) **Int. Cl.**
A61K 47/00 (2006.01)

(52) **U.S. Cl.**
USPC **514/296**

(58) **Field of Classification Search**
USPC 514/296
See application file for complete search history.

(56) **References Cited**

U.S. PATENT DOCUMENTS

4,695,578 A 9/1987 Coates et al.
4,753,789 A 6/1988 Tyers et al.
4,886,808 A 12/1989 King
4,906,755 A 3/1990 Gittos
4,929,632 A 5/1990 Tyers et al.
4,937,247 A 6/1990 King

5,011,846 A 4/1991 Gittos et al.
5,034,398 A 7/1991 King
5,202,333 A 4/1993 Berger et al.
5,240,954 A 8/1993 Tyers et al.
5,272,137 A 12/1993 Blase et al.
5,344,658 A 9/1994 Collin
5,578,628 A 11/1996 Tyers et al.
5,578,632 A 11/1996 Tyers et al.
5,622,720 A 4/1997 Collin
5,854,270 A 12/1998 Gambhir
5,922,749 A 7/1999 Tyers et al.
5,955,488 A 9/1999 Winterborn
6,063,802 A 5/2000 Winterborn
6,132,758 A 10/2000 Munayyer et al.
6,284,749 B1 9/2001 Castillo et al.
6,287,592 B1 9/2001 Dickinson
6,294,548 B1 9/2001 James
6,699,852 B2 3/2004 Robichaud
7,109,339 B2 9/2006 Lee et al.
7,947,724 B2 5/2011 Calderari et al.
7,947,725 B2 5/2011 Calderari et al.
7,960,424 B2 6/2011 Calderari et al.
8,518,981 B2 8/2013 Calderari et al.
2001/0020029 A1 9/2001 James
2003/0095926 A1 5/2003 Dugger, III
2004/0147510 A1* 7/2004 Landau et al. 514/218

FOREIGN PATENT DOCUMENTS

EP 0 512 400 A1 4/1992
WO WO-03100091 12/2003
WO WO-2004045615 6/2004
WO WO-2004067005 8/2004
WO WO-2004703714 9/2004

OTHER PUBLICATIONS

CDER (Clinical Pharmacology and Biopharmaceutics Review (Sep. 2002).*

Perez et al. (cancer J. Sci Am. (1998) 4(1):52.*

R. M. Eglen et al., "Pharmacological characterization of RS 25259-197, a novel and selective 5-HT3 receptor antagonist, in vivo," Br. J Pharmacology 114:860-866 (1995).

Chelly, Jacques et al., Oral RS-25259 Prevents Postoperative Nausea and Vomiting Following Laparoscopic Surgery, Anesthesiology, 1996, vol. 85, No. 3A, p. A21.

Sorbe, Bengt, 5-HT-3 Receptor Antagonists as Antiemetic Agents in Cancer Chemotherapy, extracted from Expert Opinion on Investigational Drugs, 1996, vol. 5 No. 4, pp. 389-407.

Gaster, Laramie M. and King, Frank D., Serotonin 5-HT3 and 5-HT4 Receptor Antagonists, extracted from Medicinal Research Reviews, 1997 vol. 17, No. 2, pp. 163-214.

(Continued)

Primary Examiner — Shirley V Gembeh
(74) *Attorney, Agent, or Firm* — Clark G. Sullivan; Troutman Sanders LLP

(57) **ABSTRACT**

The present invention relates to shelf-stable liquid formulations of palonosetron for reducing chemotherapy and radiotherapy induced emesis with palonosetron. The formulations are particularly useful in the preparation of intravenous and oral liquid medicaments.

30 Claims, No Drawings

US 8,729,094 B2

Page 2

(56)

References Cited

OTHER PUBLICATIONS

- Tang, Jun et al., "Efficacy of RS-25259, a Novel 5-HT₃ Antagonist, in the Prevention of Postoperative Nausea and Vomiting after Major Gynecologic Surgery," *Anesthesiology*, 1997, vol. 85, No. 3 suppl. p. A329.
- Tang, Jun et al., The Efficacy of RS-25259, a Long-Acting Selective 5-HT₃ Receptor Antagonist, for Preventing Postoperative Nausea and Vomiting After Hysterectomy Procedures, *Anesthesia and Analgesia*, 1998, vol. 87, pp. 462-467.
- Adis R&D Profile, Palonosetron RS 25259 197, *Drugs in R&D*, Oct. 1999, vol. 2, No. 4, pp. 251-252.
- Piraccini Gaia et al., An Interesting 5-HT₃ Receptor Antagonist Antiemetic for Patients Undergoing Chemotherapy-based Conditioning Regimens, *Blood*, Nov. 16, 2001, vol. 98, No. 11, part 2, p. 350b, abstract No. 5169.
- Stacher, Georg, Palonosetron Helsinn, *Current Opinion in Investigational Drugs*, Oct. 2002, vol. 3, No. 10, pp. 1502-1507.
- Navari, Rudolph M., Pathogenesis-Based Treatment of Chemotherapy-Induced Nausea and Vomiting—Two New Agents, *Journal of Supportive Oncology*, 2003, vol. 1(2), pp. 89-103.
- Chaitow, 1990, 3 pages.
- Opposition Brief filed by Dr. Reddy's Laboratories (UK) Limited, opposition to European Patent No. 1601359 B1 dated Jul. 7, 2009.
- Photolytic and oxidative degradation of an antiemetic agent, RG 12915 (Won C. M. et al., *International Journal of Pharmaceutics* 121: 95-105 (1995).
- Palonosetron: a phase II dose ranging study to assess over a 7 day period the single dose pharmacokinetic profile of palonosetron in patients receiving highly emetogenic chemotherapy. Piraccini et al., *Proc. Am. Soc. Clin. Oncol* 2002 21 Abs 449 (2002).
- Formulation and administration techniques to minimize injection pain and tissue damage associated with parenteral products. Larry A. Gatlin and Carol A. Brister Gatlin, from *Injectable Drug Development: Techniques to Reduce Pain and Irritation* (Edited by Pramod K. Gupta and Gayle A. Brazeau; published by Informa Health Care) 1999; ISBN 1574910957, 9781574910957, p. 401-421.
- Parenteral Dosage Forms. Joanne Broadhead, from Part 11—Early drug development, pharmaceutical preformulation and formulation: a practice guide from candidate drug selection to commercial dosage form (Edited by Mark Gibson; Published by Interpharma Press, 2001; ISBN 1574911201, 9781574911206), p. 331-353.
- Opposition Brief filed by Tecnimedede Sociedade Tecnico-Medicinal S.A. in opposition to European Patent No. 1601359 B1, Jul. 8, 2009.
- Response brief filed by Helsinn Healthcare S.A. dated Jul. 13, 2007, in response to the communication pursuant to Art. 96(2) EPC of Jan. 3, 2007 regarding Serial No. 04 706 657.6-2123.
- European Patent Office official communication dated Jul. 19, 2006, regarding Serial No. 04 706 657.6.
- Response of Helsinn Healthcare S.A. dated Nov. 29, 2006, regarding EPO official communication date Jul. 19, 2006.
- Lachman et al., *The Theory and Practice of Industrial Pharmacy*, 1986, third edition, pp. 652-784.
- Declaration of Valentino J. Stella, Ph.D. dated Sep. 19, 2007.
- Opposition Brief filed by Martin Paul White, opposition to European Patent No. 1601359 B1, Jul. 8, 2009.
- Wong et al. (1995), in *British Journal of Pharmacology*, vol. 114, pp. 851-859.
- Cover page and pp. 642-644 and 783-784 of *The Theory and Practice of Industrial Pharmacy*, Third Edition, Lea and Febiger (1986).
- Cover page and pp. 514-515 of *Modern Pharmaceutics*, Second Edition, Marcel Dekker (1990).
- Cover page and pp. 142-143 of *Pharmaceutical Dosage Forms: Parenteral Medications*, vol. 1, Second Edition, Marcel Dekker (1992).
- Mitsuo Matsumoto et al., "Yakuzaigaku Manual", 1st edition, Nanzando Co., Ltd. (1989) 2 pages.
- Michael J. Pikal, "Freeze Drying", *Encyclopedia of Pharmaceutical Technology*, Third Edition, Jan. 2007, pp. 1824-1825, vol. 3, Informa Pharmaceutics and Healthcare.
- Daniele Bonadeo, "Supplemental Declaration of Daniele Bonadeo Under 37 C.F.R. 1.132", filed in U.S. Appl. No. 11/388,270, Jun. 8, 2009.
- Kranke et al., 2007 "Recent advances, trends, and economic considerations in . . ." *Expert Opinion Pharmacotherp.*, 8(18): 3217-3235.
- Morrow et al., 1995, "Progress in reducing nausea and emesis: Comparisons of ondansetron, granisetron, and tropisetron." *Cancer*, vol. 76, No. 3 pp. 343-357.
- USPTO Notice of Allowance and Fees Due, U.S. Appl. No. 11/388,270, filed Mar. 24, 2006, Date Mailed Jan. 26, 2010.
- USPTO Office Action, U.S. Appl. No. 11/129,839, Date Mailed Jan. 15, 2010.
- Israili, Zafar H., "Clinical Pharmacology of Serotonin Receptor Type (5-HT₃) Antagonists," *Curr. Med. Chem. Central Nervous System Agents*, 2001:1, 171-199.
- Barton (Citrate Buffer Calculation) 2000, 2 pages.
- USPTO Office Action, U.S. Appl. No. 11/201,035, Date Mailed Aug. 19, 2009.
- Response of Helsinn Healthcare to opposition of EP Serial No. 04 706 657.6, dated Feb. 11, 2010.
- Annex 1 (Statement of Walso Mossi, Ph.D.) to Response of Helsinn Healthcare to Opposition of EP Serial No. 04 706 657.6 dated Feb. 11, 2010.
- Annex 2 to Response of Helsinn Healthcare to Opposition of EP Serial No. 04 706 657.6 dated Feb. 11, 2010.
- Annex 3 to Response of Helsinn Healthcare to Opposition of EP Serial No. 04 706 657.6 dated Feb. 11, 2010.
- Summary of Product Characteristics for Aloxi 250 (2009).
- Scientific Discussion from the European Public Assessment Report for Aloxi (Palonosetron Hydrochloride) 2006.
- 6th Edition, *Handbook of Pharmaceutical Excipients* (2009), pp. 247-250 (RPS Publishing).
- Lewis, Gareth A (2006) 'Optimization Methods,' *Encyclopedia of Pharmaceutical Technology*, 1:1, 2452-2467.
- May 24, 2011 Para. IV notice from Teva Pharmaceuticals re '724 and '725 patents.
- May 24, 2011 Para. IV notice from Sandoz re '724 and '725 patents.
- May 24, 2011 Para. IV notice from Dr. Reddy's re '724 and '725 patents.
- Aug. 9, 2011 Para. IV notice from Dr. Reddy's re '424 patent.
- Aug. 19, 2011 Para. IV notice from Teva Pharmaceuticals re '424 patent.
- Sep. 22, 2011 Para. IV notice from Sandoz re '724, '725 and '424 patents.
- Jul. 8, 2011 Complaint for patent infringement (D. N.J. case No. 11-03962).
- Sep. 23, 2011 Complaint for patent infringement (D. N.J. case No. 11-5579).
- Aug. 31, 2011 Answer and counterclaim of Dr. Reddy's Laboratories, Ltd. and Dr. Reddy's Laboratories, Inc. (D. N.J. case No. 11-03962).
- Sep. 13, 2011 Sandoz Inc.'s answer to complaint for patent infringement and counterclaims (D. N.J. case No. 11-03962).
- Sep. 13, 2011 Teva Pharmaceuticals USA, Inc. and Teva Pharmaceutical Industries Ltd.'s answer (D. N.J. case No. 11-03962).
- Oct. 5, 2011 Plaintiff's reply to answer and counterclaim of Dr. Reddy's Laboratories, Ltd. and Dr. Reddy Laboratories, Inc. (D. N.J. case No. 11-03962).
- Oct. 21, 2011 Plaintiff's reply to Sandoz Inc.'s answer to complaint for patent infringement and counterclaims (D. N.J. case No. 11-03962).
- Oct. 24, 2011 Answer and counterclaim of Dr. Reddy's Laboratories, Ltd. and Dr. Reddy's Laboratories, Inc. (D. N.J. case No. 11-5579).
- Oct. 24, 2011 Sandoz Inc.'s answer to complaint for patent infringement and counterclaims (D. N.J. case No. 11-5579).
- Oct. 27, 2011 Order consolidating the two cases (D. N.J. case No. 11-5579).
- Nov. 17, 2011 Plaintiff's reply to answer and counterclaim of Dr. Reddy's Laboratories, Ltd. and Dr. Reddy's Laboratories, Inc. (D. N.J. case No. 11-03962).
- Nov. 17, 2011 Plaintiff's reply to Sandoz Inc.'s answer to complaint for patent infringement and counterclaims (D. N.J. case No. 11-03962).

US 8,729,094 B2

Page 3

(56)

References Cited

OTHER PUBLICATIONS

- Dec. 5, 2011 Teva Pharmaceuticals USA Inc. And Teva Pharmaceutical Industries Ltd.'s answer to complaint for patent infringement of the '424 patent (D. N.J. case No. 11-03962).
- May 21, 2012 Defendants' opening claim construction brief (including exhibits 1-31).
- May 21, 2012 Plaintiffs' opening claim construction brief (including exhibits 1-15).
- Jul. 20, 2012 Defendants' responsive claim construction brief (including exhibits 1-3).
- Jul. 20, 2012 Plaintiffs' responsive claim construction brief (including Exhibits A and B).
- Sep. 7, 2012 Court transcript from Sep. 7, 2012 Markman hearing and Plaintiffs' PowerPoint presentation (D. N.J. case No. 11-03962).
- Dec. 1, 2011 Sandoz Inc.'s invalidity contentions pursuant to L. Pat. R. 3.6(c) (D. N.J. case No. 11-03962).
- Dec. 1, 2011 Teva Pharmaceuticals USA, Inc. and Teva Pharmaceutical Industries, Ltd.'s invalidity contentions, pursuant to L. Pat. R. 3.6(c) (D. N.J. case No. 11-03962).
- Dec. 1, 2011 Dr. Reddy's Laboratories, Ltd.'s and Dr. Reddy's Laboratories, Inc.'s invalidity contentions pursuant to L. Pat. R. 3.6(c) (D. N.J. case No. 11-03962).
- Jan. 31, 2012 Plaintiff's responses to defendants' invalidity contentions (D. N.J. case No. 11-03962).
- Sep. 25, 2012 Sandoz Inc.'s first amended invalidity contentions pursuant to L. Pat. R. 3.6(c) (D. N.J. case No. 11-03962).
- Nov. 19, 2012 Plaintiffs' responses to Sandoz Inc.'s first amended invalidity contentions (D. N.J. case No. 11-03962).
- L.G. Wade Jr., *Organic Chemistry*, Ch. 19: Amines, pp. 867-936 (Prentice Hall 3d ed. 1995).
- L. Lachman et al., *The Theory and Practice of Industrial Pharmacy*, pp. 642-644, 783-784 (Lea & Febiger 3d ed. 1986).
- P.P. DeLuca et al., *Formulation of Small Volume Parenterals in Pharmaceutical Dosage Forms: Parenteral Medications*, vol. 1, Ch. 5, pp. 173-248 (Avis, Lieberman, Lachman eds., Marcel Dekker Inc. 2d ed. 1992).
- C.M. Won et al., *Photolytic and Oxidative Degradation of an Antiemetic Agent, RGI2915*, *Int'l J Pharmaceutics* 121:95-105 (1995).
- R.D. Clark et al., 2-(Quinuclidin-3-yl)pyrido-[4,3-b]indol-1-ones and Isoquinolin-1-ones. Potent Conformationally Restricted 5-HT₃ Receptor Antagonists, *J Med. Chem.* 36:2645-57 (1993).
- L.A. Trissel, *Drug Stability and Compatibility Issues*, *Handbook on Injectable Drugs*, pp. XI-XVI (ASHP 7th ed. 1992).
- J. Broadhead, *Parenteral Dosage Forms, Pharmaceutical Preformulation and Formulation: A Practical Guide from Candidate Drug Selection to Commercial Dosage Form*, Ch. 9, pp. 331-354 (Gibson ed., CRC Press 1st ed. 2001).
- K.A. Connors et al., *Chemical Stability of Pharmaceuticals: A Handbook for Pharmacists* (John Wiley & Sons 2d ed. 1986).
- ZOFRAN®, in *The Physician's Desk Reference*, op. 1503-07 (5th ed. 2001).
- ANZEMET®, in *The Physician's Desk Reference*, pp. 680-683 (5th ed. 2001).
- KYTRIL®, in *The Physician's Desk Reference*, pp. 3104-3106 (5th ed. 2001).
- L.A. Trissel, Ondansetron HCl, in *Handbook on Injectable Drugs*, pp. 683-688 (ASHP 7th ed. 1992).
- NAVOBAN® (tropisetron HCl) *Malaysian Prescribing Information* (Sep. 2000).
- KYTRIL® (granisetron HCl) *South African Prescribing Information* (Dec. 1993).
- S. Motola and S. Agharkar, *Preformulation Research of Parenteral Medications*, *Pharmaceutical Dosage Forms: Parenteral Medications*, vol. 1, Ch. 4, pp. 115-172 (Avis, Lieberman, Lachman eds., Marcel Dekker Inc. 2d ed. 1992).
- J. Wells, *Pharmaceutical Preformulation: The Physicochemical Properties of Drug Substances*, Ch. 5: Drug Stability, pp. 152-191 (Ellis Horwood Ltd. 1988).
- J. Swarbrick and Boylan, *Encyclopedia of Pharmaceutical Technology*, Excipients Chapter: Their Role in Parenteral Dosage Forms, vol. 19(2):137-172 (Marcel Dekker, Inc. 2000).
- Handbook of Pharmaceutical Excipients*, 3d Ed., (Kibbe ed. Pharmaceutical Press 2000); pp. 140-143, 191-194, 324-238.
- G. Stacher, Palonosetron (Helsinn), *Curro. Opin. Investig. Drugs*, 3(10) 1502-7 (2002).
- Handbook of Modern Pharmaceutical Analysis*, (S. Ahuja et al. ed., Academic Press, 2001).
- Jun. 8, 2009 Bonadeo Declaration.
- Jun. 8, 2009 Bonadeo Declaration, Exhibit 2.
- Jun. 8, 2009 Bonadeo Declaration, Exhibit 3.
- HELNS0117262-69 (2008).
- HELNS0117270-312 (2012).
- Feb. 13, 2007 Statutory Declaration of Daniele Bonadeo, with Exhibit A.
- Nov. 21, 2007 Statutory Declaration of Giorgio Calderari, Daniele Bonadeo, Roberta Cannella, Enrico Braglia, and Riccardo Braglia. Reddy's Paragraph IV notice regarding all three patents (D. N.J. Case No. 12-2867), dated Mar. 30, 2012.
- May 11, 2012 Complaint for patent infringement filed by Helsinn and Roche (D. N.J. Case No. 12-2867).
- Jun. 26, 2012 Notice of Reddy's motion to dismiss (D. N.J. Case No. 12-2867).
- Jun. 26, 2012 Dr. Reddy's Laboratories, Ltd.'s and Dr. Reddy's Laboratories, Inc.'s memorandum of law in support of their motion to dismiss or for summary judgment of non-infringement of U.S. patent No. 7,947,724 (D. N.J. Case No. 12-2867) (including Exhibits 1-10).
- Aug. 16, 2012 Notice of Plaintiffs' cross-motion for partial summary judgment of infringement (D. N.J. Case No. 12-2867).
- Aug. 6, 2012 Plaintiffs' opposition to Defendants' motion to dismiss or for summary judgment of noninfringement and cross-motion for partial summary judgment of infringement (D. N.J. Case No. 12-1867) (including exhibits 1-4).
- Schöneich declaration (D. N.J. Case No. 12-2867) (Including Exhibits A and 1-24), dated Aug. 6, 2012.
- Sep. 4, 2012 Reddy's brief in opposition to Plaintiffs' cross-motion for partial summary judgment and reply memorandum of law in further support of Reddy's motion to dismiss or for summary judgment of non-infringement (D. N.J. Case No. 12-2867) (Including Exhibits 1-4).
- DeLuca Declaration (D. N.J. Case No. Dec. 2867) (Including exhibits A-J), dated Sep. 3, 2012.
- Sep. 10, 2012 Plaintiffs' letter to Judge Cooper in response to Reddy's combined opposition to Plaintiffs' cross-motion for partial summary judgment and reply in support of Reddy's motion to dismiss or for summary judgment of noninfringement (D. N.J. Case No. 12-2867) (including exhibits A and B).
- Sep. 14, 2012 Dr. Reddy's letter in response to Plaintiffs' Sep. 10, 2012 letter (D. N.J. Case No. 12-2867).
- USPTO Office Action, U.S. Appl. No. 11/388,268, filed Mar. 24, 2006, Mail Date Mar. 29, 2010.
- USPTO Non-Final Office Action, U.S. Appl. No. 11/186,311, mailed Aug. 30, 2006.
- USPTO Non-Final Office Action, U.S. Appl. No. 11/186,311, mailed Oct. 5, 2007.
- USPTO Non-Final Office Action, U.S. Appl. No. 11/186,311, mailed Oct. 6, 2008.
- USPTO Final Office Action, U.S. Appl. No. 11/186,311, mailed May 20, 2009.
- USPTO Advisory Action, U.S. Appl. No. 11/186,311, mailed Jul. 15, 2009.
- USPTO Notice of Allowance and Fees Due, U.S. Appl. No. 11/186,311, mailed Mar. 4, 2011.
- USPTO Notice of Allowability, U.S. Appl. No. 11/186,311, dated May 24, 2011.
- USPTO Non-Final Office Action, U.S. Appl. No. 11/388,268, mailed Jul. 17, 2006.
- USPTO Non-Final Office Action, U.S. Appl. No. 11/388,268, mailed Nov. 17, 2006.
- USPTO Non-Final Office Action, U.S. Appl. No. 11/388,268, mailed Oct. 3, 2007.

US 8,729,094 B2

Page 4

(56)

References Cited

OTHER PUBLICATIONS

- USPTO Non-Final Office Action, U.S. Appl. No. 11/388,268, mailed Mar. 26, 2008.
- USPTO Final Office Action, U.S. Appl. No. 11/388,268, mailed Nov. 12, 2008.
- USPTO Non-Final Office Action, U.S. Appl. No. 11/388,268, mailed Jul. 15, 2009.
- USPTO Notice of Allowance and Fees Due, U.S. Appl. No. 11/388,268, mailed Dec. 22, 2010.
- USPTO Non-Final Office Action, U.S. Appl. No. 11/388,269, mailed Jul. 19, 2006.
- USPTO Non-Final Office Action, U.S. Appl. No. 11/388,269, mailed Nov. 17, 2006.
- USPTO Non-Final Office Action, U.S. Appl. No. 11/388,269, mailed Sep. 20, 2007.
- USPTO Non-Final Office Action, U.S. Appl. No. 11/388,269, mailed Jul. 9, 2008.
- USPTO Interview Summary, U.S. Appl. No. 11/388,269, dated Apr. 28, 2009.
- USPTO Final Office Action, U.S. Appl. No. 11/388,269, mailed May 20, 2009.
- USPTO Advisory Action, U.S. Appl. No. 11/388,269, mailed Jul. 15, 2009.
- USPTO Notice of Abandonment, U.S. Appl. No. 11/388,269, mailed Dec. 18, 2009.
- USPTO Non-Final Office Action, U.S. Appl. No. 11/388,270, mailed Jul. 13, 2006.
- USPTO Interview Summary, U.S. Appl. No. 11/388,270, dated Aug. 3, 2006.
- USPTO Non-Final Office Action, U.S. Appl. No. 11/388,270, mailed Nov. 16, 2006.
- USPTO Non-Final Office Action, U.S. Appl. No. 11/388,270, mailed Sep. 20, 2007.
- USPTO Interview Summary, U.S. Appl. No. 11/388,270, dated Dec. 14, 2007.
- USPTO Non-Final Office Action, U.S. Appl. No. 11/388,270, mailed Mar. 25, 2008.
- USPTO Final Office Action, U.S. Appl. No. 11/388,270, mailed Oct. 29, 2008.
- USPTO Advisory Action, U.S. Appl. No. 11/388,270, mailed Jan. 23, 2009.
- USPTO Non-Final Office Action, U.S. Appl. No. 11/388,270, mailed Jul. 9, 2009.
- USPTO Interview Summary, U.S. Appl. No. 11/388,270, dated Nov. 12, 2010.
- USPTO Notice of Allowance and Fees Due, U.S. Appl. No. 11/388,270, mailed Jan. 5, 2011.
- USPTO Non-Final Office Action, U.S. Appl. No. 13/087,012, mailed Mar. 12, 2012.
- USPTO Non-Final Office Action, U.S. Appl. No. 13/087,012, mailed Jul. 19, 2012.
- USPTO Interview Summary, U.S. Appl. No. 13/087,012, dated Feb. 15, 2013.
- USPTO Notice of Allowance and Fees Due, U.S. Appl. No. 13/087,012, mailed Feb. 27, 2013.
- USPTO Response to Amendment under Rule 312, U.S. Appl. No. 13/087,012, mailed Apr. 4, 2013.
- USPTO Non-Final Office Action, U.S. Appl. No. 11/129,839, mailed Jun. 10, 2008.
- Eisenberg et al. 2004, "Efficacy, safety and pharmacokinetics of palonosetron in patients receiving highly emetogenic cisplatin-based chemotherapy: a dose-ranging clinical study." *Annals of Oncology*, vol. 15, pp. 330-337.
- Mayron et al. 1996, "Stability and compatibility of granisetron hydrochloride in i.v. solutions and oral liquids and during simulated Y-site injection with selected drugs." *Am J Health-Sys Pharm*, 53: 294-304.
- Trissel et al. 1997, "Compatibility of granisetron hydrochloride with selected drugs during simulated Y-site administration." *Am J Health-Sys Pharm* 54: 56-60.
- USPTO Final Office Action, U.S. Appl. No. 11/129,839, mailed Mar. 17, 2009.
- USPTO Advisory Action, U.S. Appl. No. 11/129,839, mailed Jul. 22, 2009.
- USPTO Non-Final Office Action, U.S. Appl. No. 11/129,839, mailed Jan. 15, 2010.
- USPTO Examiner Interview Summary, U.S. Appl. No. 11/129,839, mailed Nov. 9, 2010.
- USPTO Notice of Allowance and Fees Due, U.S. Appl. No. 11/129,839, mailed Jan. 3, 2011.
- USPTO Notice of Abandonment, U.S. Appl. No. 11/129,839, mailed Apr. 18, 2011.
- USPTO Non-Final Office Action, U.S. Appl. No. 13/077,374, mailed Feb. 17, 2012.
- Roila et al. 1998, "Prevention of chemotherapy- and radiotherapy-induced emesis: Results of the Perugia consensus conference." *Annals of Oncology*, vol. 9, pp. 811-819.
- USPTO Final Office Action, U.S. Appl. No. 13/077,374, mailed Nov. 23, 2012.
- Piraccini, Gaia et al., American Society of Clinical Oncology May 12-15, 2001 San Francisco—USA (vol. 20, part 1 of 2, 2001) (Abstract No. 1595).
- USPTO Non-Final Office Action, U.S. Appl. No. 11/201,035, mailed May 16, 2008.
- USPTO Final Office Action, U.S. Appl. No. 11/201,035, mailed Feb. 4, 2009.
- USPTO Final Office Action, U.S. Appl. No. 11/201,035, mailed Jun. 8, 2010.
- FDA approval letter of Aloxi (palonosetron hydrochloride injection), dated Jul. 25, 2003.
- Macciocchi A, Chernoff SB, Gallagher SC. A phase II dose-ranging study to assess intravenous doses of palonosetron for the prevention of highly emetogenic chemotherapy-induced nausea and vomiting. In: Program/Proceedings of the 38th Annual Meeting of the American Society of Clinical Oncology; May 18-21, 2002; Orlando, Fla. Abstract 1480.
- Grunberg SM, Hajdenberg J, Charu V, et al. Palonosetron is active in preventing acute and delayed emesis following moderately emetogenic chemotherapy: results of a phase III trial. *Support Care Cancer* 2002;10:Abstract P-113.
- Aapro MS, Selak E, Lichinitser M, et al. Palonosetron is more effective than ondansetron in preventing chemotherapy-induced nausea and vomiting in patients receiving moderately emetogenic chemotherapy: results of a phase III trial. In: Program/Proceedings of the 39th Annual Meeting of the American Society of Clinical Oncology; May 31-Jun. 3, 2003; Chicago, Ill. Abstract 2918.
- Aapro MS, Bertoli L, Lordick F, et al. Palonosetron is effective in preventing acute and delayed chemotherapy induced nausea and vomiting in patients receiving highly emetogenic chemotherapy. 15th MASCC International Symposium, Berlin, Germany. *Support Care Cancer*, vol. 11, No. 6, Jun. 2003, A17.
- Cartmell AD, Ferguson S, Yanagihara R, et al. Protection against chemotherapy-induced nausea and vomiting is maintained over multiple cycles of moderately or highly emetogenic chemotherapy by palonosetron, a potent 5-HT₃ receptor antagonist. In: Program/Proceedings of the 39th Annual Meeting of the American Society of Clinical Oncology; May 31-Jun. 3, 2003; Chicago, Ill. Abstract 3041.
- Sabra, Choice of a 5-HT₃ Receptor Antagonist for the Hospital Formulary, *EHP*, Oct. 1996, vol. 2, Supp 1, S19-S24.
- Gregory and Ettinger, 5HT₃ receptor antagonists for the prevention of chemotherapy-induced nausea and vomiting. A comparison of their pharmacology and clinical efficacy. *Drugs*, Feb. 1998; 55(2): 173-189.
- Full Prescribing Information for Aloxi (palonosetron HCl) injection for Intravenous Use (2008).
- Drug, Dose & Schedule Recommendations for Antiemetic Regimens (American Society for Clinical Oncology) (2006).
- Yamakuni, et al., The Journal of Pharmacology and Experimental Therapeutics, Probable Involvement of the 5-Hydroxytryptamine₄ Receptor in Methotrexate-Induced Delayed Emesis in Dogs, 2000, The American Society for Pharmacology and Experimental Therapeutics, vol. 292, No. 3, p. 1002-1294.

(56)

References Cited

OTHER PUBLICATIONS

- Geling, et al., Should 5-Hydroxytryptamine-3 Receptor Antagonists Be Administered Beyond 24 Hours After Chemotherapy to Prevent Delayed Emesis? Systematic Re-Evaluation of Clinical Evidence and Drug Cost Implications, *Journal of Clinical Oncology*, vol. 23, No. 6, Feb. 20, 2005 (American Society of Clinical Oncology), pp. 1289-1294.
- Rojas, et al., International Anesthesia Research Society, Palonosetron Exhibits Unique Molecular Interactions with 5-HT₃ Receptor, vol. 107, No. 2, Aug. 2008, p. 469-478.
- Rojas, et al., Palonosetron triggers 5-HT₃ receptor internalization and causes inhibition of receptor function, *European Journal of Pharmacology* 626 (2010), p. 193-199.
- Regan-Shaw, et al., Dose translation from animal to human studies revisited, *The FASEB Journal, Life Sciences Forum*, p. 659-661.
- Saito, et al., Palonosetron plus dexamethasone versus granisetron plus dexamethasone for prevention of anausea and vomiting during chemotherapy: a double-blind, double-dummy, randomised, comparative phased III trial, www.thelancet.com/oncology, vol. 10, Feb. 2009, p. 115-124.
- Palonosetron: more than just another option?. www.thelancet.com/oncology, vol. 10, Feb. 2009, p. 100-101.
- Lorusso, et al., Single dose of palonosetron plus dexamethasone to control nausea, vomiting and to warrant an adequate food intake in patients treated with highly emetogenic chemotherapy (HEC). Preliminary results, *Support Care Cancer*, published online Mar. 18, 2009.
- Grunberg, et al., Effectiveness of a single-day three-drug regimen of dexamethasone, palonosetron, and aprepitant for the prevention of acute and delayed nausea and vomiting caused by moderately emetogenic chemotherapy, *Support Care Cancer* (2009) 17:589-594.
- Celio, et al., Clinical update on palonosetron in the management of chemotherapy-induced nausea and vomiting, *Tumor*, 94: 447-452, 2008.
- Ellebaek, et al., Optimizing antiemetic therapy in multiple-day and multiple cycles of chemotherapy, *Lippincott Williams & Wilkins, Current Opinion in Supportive and Palliative Care*, 2008, 2:28-34.
- Herrington, et al., Randomized, Placebo-controlled, Pilot Study Evaluating Aprepitant Single Dose Plus Palonosetron and Dexamethasone for the Prevention of Acute and Delayed Chemotherapy-induced Nausea and Vomiting, *American Cancer Society*, published online Mar. 7, 2008 in *Wiley InterScience* (www.interscience.wiley.com).
- Massa, et al., Palonosetron plus dexamethasone effectively prevents acute and delayed chemotherapy-induced nausea and vomiting following highly or moderately emetogenic chemotherapy in pre-treated patients who have failed to respond to a previous antiemetic treatment: Comparison between elderly and non-elderly patient response, *Critical Reviews in Oncology/Hematology* 70 (2009) 83-91.
- 2006 Update of the ASCO Recommendations for Antiemetics in Oncology: Guideline Summary, *American Cancer Society of Clinical Oncology*, Jul. 2006, www.jopasco.org.
- Warr, David, Standard treatment of chemotherapy-induced emesis, *Support Care Cancer*, vol. 5, pp. 12-16, 1997.
- Aapro, M.S., et al. A phase III, double-blind, randomized trial of palonosetron compared with ondansetron in preventing chemotherapy-induced nausea and vomiting following highly emetogenic chemotherapy. *Annals of Oncology*, vol. 17, pp. 1441-1449, 2006.
- Eisenberg, Peter, et al. Improved Prevention of Moderately Emetogenic Chemotherapy-Induced Nausea and Vomiting with Palonosetron, a Pharmacologically Novel 5-HT₃ Receptor Antagonist. *Cancer*, vol. 98, No. 11, pp. 2473-2482, Dec. 1, 2003.
- Gandara, D.R., et al. The delayed-emesis syndrome from cisplatin: Phase III evaluation of ondansetron versus placebo. *Semin Oncol* vol. 19, No. 4, pp. 67-71, Aug. 1992 (suppl 10).
- Goedhals, L., et al. Control of delayed nausea and vomiting with granisetron plus dexamethasone or dexamethasone alone in patients receiving highly emetogenic chemotherapy: A double-blind, placebo-controlled, comparative study. *Ann Oncol*, vol. 9, pp. 661-666, 1998.
- Gralla, R., et al. Palonosetron improves prevention of chemotherapy-induced nausea and vomiting following moderately emetogenic chemotherapy: results of a double-blind randomized phase III trial comparing single doses of palonosetron with ondansetron. *Annals of Oncology*, vol. 14, pp. 1570-1577, 2003.
- Italian Group for Antiemetic Research. Dexamethasone alone or in combination with ondansetron for the prevention of delayed nausea and vomiting induced by chemotherapy. *N Engl J Med*, vol. 342, No. 21, pp. 1554-1559, May 25, 2000.
- Kaizer, L., et al. Effect of schedule and maintenance on the antiemetic efficacy of ondansetron combined with dexamethasone in acute and delayed nausea and emesis in patients receiving moderately emetogenic chemotherapy: A phase III trial by the National Cancer Institute of Canada Clinical Trials Group. *J Clin Oncol*, vol. 12, No. 5, pp. 1050-1057, May 1994.
- Latreille, J., et al. Use of dexamethasone and granisetron in the control of delayed emesis for patients who receive highly emetogenic chemotherapy: National Cancer Institute of Canada Clinical Trials Group. *J Clin Oncol*, vol. 16, No. 3, pp. 1174-1178, Mar. 1998.
- Antiemetic Subcommittee of the Multinational Association of Supportive Care in Cancer (MASCC). Prevention of chemotherapy- and radiotherapy-induced emesis: Results of the Perugia Consensus Conference. *Annals of Oncology*, vol. 9, pp. 811-819, 1998.
- Moyer, Paula. New Understanding of Emesis Pathways Leading to New Treatment, Better Control. *Oncology Times*, vol. 25, Issue 10, pp. 48-51, May 25, 2003.
- Navari, R.M., et al. Oral ondansetron for the control of cisplatin-induced delayed emesis: A large, multicenter, double-blind, randomized comparative trial of ondansetron versus placebo. *J Clin Oncol*, vol. 13, No. 9, pp. 2408-2416, Sep. 1995.
- Olver, I., et al. A multicenter, double-blind study comparing placebo, ondansetron and ondansetron plus dexamethasone for the control of cisplatin-induced delayed emesis. *Ann Oncol*, vol. 7, pp. 945-952, 1996.
- Pater, J.L., et al. The role of the 5-HT₃ antagonists ondansetron and dolasetron in the control of delayed onset nausea and vomiting in patients receiving moderately emetogenic chemotherapy. *Ann Oncol*, vol. 8, pp. 181-185, 1997.
- Rojas, Camilo, et al. The Antiemetic 5-HT₃ Receptor Antagonist Palonosetron Inhibits Substance P-Mediated Responses In Vitro and In Vivo. *J Pharmacol Exper Thera*, vol. 335, No. 2, pp. 362-368, 2010.
- Sorbe, B. G., et al. A study evaluating the efficacy and tolerability of tropisetron in combination with dexamethasone in the prevention of delayed platinum-induced nausea and emesis. *Cancer*, vol. 83, pp. 1022-1032, 1998.
- Stewart, A., et al. Ondansetron Compared with Granisetron in the Prophylaxis of Cyclophosphamide-Induced Emesis in Out-Patients: A Multicentre, Double-Blind, Double-Dummy, Randomised, Parallel-Group Study. *Oncology*, vol. 52, pp. 202-210, 1995.
- Weiderpass, Elisabete, et al. Use of an NK1 Receptor Antagonist to Prevent Delayed Emesis After Cisplatin. *Journal of the National Cancer Institute*, vol. 89, No. 11, pp. 817-818, Jun. 4, 1997.
- Akers, Michael J., Excipient-Drug Interactions in Parenteral Formulations. *Journal of Pharmaceutical Sciences*, vol. 91, No. 11, Nov. 2002, pp. 2283-2300.
- Maemondo, et al., A phase II study of palonosetron combined with dexamethasone to prevent nausea and vomiting induced by highly emetogenic chemotherapy. *Annals of Oncology*, Nov. 2009, vol. 20, No. 11, pp. 1860-1866.
- Program/Proceedings American Society of Clinical Oncology, vol. 20, Part 1 of 2, 2001, Abstract No. 1595 and associated poster presentation.
- Saito, et al., Review of palonosetron: emerging data distinguishing it as a novel 5-HT₃ receptor antagonist for chemotherapy-induced nausea and vomiting. *Expert Opin. Pharmacother* (2010) II (6), pp. 1003-1014.
- MGI-HHC_SEC_filing (2001).
- ROCHE0008749-876 (1995) (portions redacted).
- HELSN0135068-82 (1998) (portions redacted).

US 8,729,094 B2

Page 6

(56)

References Cited

OTHER PUBLICATIONS

English-language translation of Italian-language portions of HELSN0135068-82 (1998).
 HELSN0161327-348 (2000) (portions redacted).
 HELSN0138407-24 (1998) (portions redacted).
 HELSN0376401-469 (2002) (portions redacted).
 HELSN0392650-72 (1999) (portions redacted).
 Dr. Reddy's Labs., Ltd.'s and Dr. Reddy's Labs., Inc.'s Memorandum of Law in Support of Their Motion to Amend Their Invalidity Contentions dated Feb. 15, 2013 (D.N.J. Case No. 11-3962).
 HELSN0376719-21 (2001).
 HELSN0376722-23 (2001).
 HELSN0376724 (2002).
 Dr. Reddy's Laboratories, Ltd.'s and Dr. Reddy's Laboratories, Inc.'s Redline of Proposed Amended Invalidity Contentions Pursuant to L. Pat. R. 3.6(c) filed Feb. 15, 2013 (D.N.J. Case No. 11-3962).
 Dr. Reddy's Laboratories, Ltd.'s and Dr. Reddy's Laboratories, Inc.'s Reply Memorandum of Law in Further Support of Their Motion to Amend Their Invalidity Contentions dated Mar. 15, 2013 (D.N.J. Case No. 11-3962).
 Teva Pharm. Indus., Ltd.'s and Teva Pharm. USA, Inc.'s Memorandum in Support of Their Motion to Amend Invalidity Contentions dated Feb. 15, 2013 (D.N.J. Case No. 1-3962).
 HELSN0388553-65 (1998) (portions redacted).
 HELSN0388566-68 (1998) (portions redacted).
 HELSN0388569-74 (1998) (portions redacted).
 HELSN0388587-91 (1998) (portions redacted).
 HELSN0388592-95 (1998) (portions redacted).
 English-language translation of HELSN0388592-95 (1998) (portions redacted).
 HELSN0388596-97 (1998) (portions redacted).
 HELSN0388604 (1998) (portions redacted).
 HELSN0388605-06 (1998) (portions redacted).
 HELSN0388607-09 (1998) (portions redacted).
 HELSN0389134-44 (1999) (portions redacted).
 HELSN0389145-48 (1999) (portions redacted).
 HELSN0389149-61 (2000) (portions redacted).
 HELSN0392047-48 (1998) (portions redacted).
 HELSN0392393-94 (1998) (portions redacted).
 HELSN0393657-61 (2000) (portions redacted).
 English-language translation of Italian-language portions of HELSN039657-61 (2000) (portions redacted).
 Excerpts from Calderari Deposition Transcript, pp. 1-4, 229-232, and 278-393 (2013) (portions redacted).
 HELSN0000093-9 (2006) (portions redacted).
 HELSN0004207 (2002).
 HELSN0004217 (2002).
 Teva Pharm. Indus., Ltd.'s and Teva Pharm. USA, Inc.'s Reply in Support of Their Motion to Amend Their Invalidity Contentions dated Mar. 15, 2013 (D.N.J. Case No. 1-3962).
 HELSN00388448-542 (1998-1999) (portions redacted).
 English-language translation of Italian-language portions of HELSN00388448-542 (1998-1999) (portions redacted).
 HELSN0388543-44 (1999) (portions redacted).
 HELSN0388545-52 (1998) (portions redacted).
 HELSN0388575-76 (1998) (portions redacted).
 HELSN0388577-80 (1998) (portions redacted).
 HELSN0388581-82 (1998) (portions redacted).
 HELSN0388583-84 (1998) (portions redacted).
 HELSN0388585 (1998) (portions redacted).
 HELSN0388586 (1998) (portions redacted).
 HELSN0388598-601 (1998) (portions redacted).
 HELSN0388602-03 (1998) (portions redacted).
 HELSN0388610 (1998) (portions redacted).
 Sandoz Inc.'s Redacted Memorandum of Law in Support of its Motion to Amend its Invalidity Contentions dated Feb. 15, 2013 (D.N.J. Case No. 11-3962).
 Exhibit G to Sandoz Inc.'s Redacted Memorandum of Law in Support of its Motion to Amend its Invalidity Contentions dated Feb. 15, 2013 (D.N.J. Case No. 11-3962).

Sandoz Inc.'s Redacted Reply Memorandum of Law in Support of its Motion to Amend its Invalidity Contentions dated Mar. 15, 2013 (D.N.J. Case No. 11-3962).
 Aurobindo Pharma Ltd. Paragraph IV notice regarding U.S. Patent Nos. 7,947,724; 7,947,725; and 7,960,424, dated Mar. 5, 2013 (D. Del. Case No. 13-688).
 Complaint for patent infringement filed by Helsinn Healthcare S.A. and Roche Palo Alto LLC against Aurobindo Pharma Ltd. And Aurobindo Pharma USA Inc. dated Apr. 16, 2013 (D. Del. Case No. 13-688).
 Accord Healthcare, Inc. Paragraph IV notice regarding U.S. Patent Nos. 7,947,724; 7,947,725; and 7,960,424, dated Apr. 3, 2013.
 Drug Marketing Approval Document for Aloxi I.V. Drip Infusion Bag 0.75 mg, Japanese Ministry of Health, Labour and Welfare (2012).
 English-language translation of Cite No. 800 (2012).
 Approval of Partial Changes in Drug Marketing Approved Items for Aloxi I.V. Drip Infusion Bag 0.75 mg, Japanese Ministry of Health, Labour and Welfare (2012).
 English-language translation of Cite No. 802 (2012).
 USPTO Notice of Allowance and Fees Due, U.S. Appl. No. 13/087,012, mailed Jul. 3, 2013.
 USPTO Non-Final Office Action and Examiner-Initiated Interview Summary, U.S. Appl. No. 13/901,437, mailed Jul. 29, 2013.
 USPTO Interview Summary, U.S. Appl. No. 13/087,012 dated Jun. 13, 2013.
 USPTO Notice of Allowance and Fees Due and Examiner-Initiated Interview Summary, U.S. Appl. No. 13/901,288, mailed Sep. 6, 2013. Feb. 9, 2009 Bonadeo Declaration.
 Bedford Laboratories Paragraph IV Letter dated Aug. 13, 2013.
 Defendants Aurobindo Pharma Ltd.'s and Aurobindo Pharma USA Inc.'s Answer, Affirmative Defenses, and Counterclaims, dated Aug. 23, 2013 (D. Del. Case No. 13-688).
 Plaintiff's Answer to the Counterclaims of Aurobindo Pharma USA Inc. and Aurobindo Pharma Ltd., dated Sep. 13, 2013 (D. Del. Case No. 13-688).
 Aurobindo Pharma Ltd. Paragraph IV notice regarding U.S. Patent No. 8,518,981, dated Sep. 19, 2013.
 Dr. Reddy's Laboratories, Ltd.'s and Dr. Reddy's Laboratories, Inc.'s Amended Invalidity Contentions Pursuant to L. Pat. R. 3.6(c), dated Jul. 8, 2013 (D.N.J. Case Nos. 11-3962 and 11-5579; consolidated).
 Plaintiffs' Responses to Dr. Reddy's Laboratories, Ltd. And Dr. Reddy's Laboratories, Inc.'s Amended Invalidity Contentions, dated Aug. 19, 2013 (D.N.J. Case Nos. 11-3962 and 11-5579; consolidated) (confidentiality designation redacted).
 Sandoz Inc.'s Second Amended Invalidity Contentions Pursuant to L. Pat. R. 3.7, dated Jul. 5, 2013 (D.N.J. Case Nos. 11-3962 and 11-5579; consolidated) (confidentiality designation and other portions redacted).
 Plaintiffs' Responses to Sandoz Inc.'s Second Amended Invalidity Contentions, dated Aug. 19, 2013 (D.N.J. Case Nos. 11-3962 and 11-579; consolidated) (confidentiality designation and other portions redacted).
 Defendants Teva Pharmaceuticals USA, Inc. and Teva Pharmaceutical Industries, Ltd.'s First Amended Invalidity Contentions Pursuant to L. Pat. R. 3.6(c), dated Jul. 5, 2013 (D.N.J. Case Nos. 11-3962 and 11-5579; consolidated) (confidentiality designation redacted).
 Plaintiffs' Responses to Teva Pharmaceuticals USA, Inc. and Teva Pharmaceutical Industries, Ltd.'s First Amended Invalidity Contentions, dated Aug. 19, 2013 (D.N.J. Case Nos. 11-3962 and 11-5579; consolidated) (confidentiality designation redacted).
 Opening Expert Report of Dr. Bert Spilker, dated Sep. 9, 2013 (D.N.J. Case Nos. 11-3962 and 11-5579; consolidated) (confidentiality designation and other portions redacted).
 Expert Report of David G. Frame, Pharm.D., dated Sep. 5, 2013 (D.N.J. Case Nos. 11-3962 and 11-5579; consolidated) (confidentiality designation and other portions redacted).
 Expert Report of Lee Kirsch, Ph.D., dated Sep. 9, 2013 (D.N.J. Case Nos. 11-3962 and 11-5579; consolidated) (confidentiality designation and other portions redacted).
 Expert Report of Patrick P. DeLuca, Ph.D., dated Sep. 9, 2013 (D.N.J. Case Nos. 11-3962 and 11-5579; consolidated) (confidentiality designation and other portions redacted).

US 8,729,094 B2

Page 7

(56)

References Cited

OTHER PUBLICATIONS

Expert Report of Paul Myrdal, Ph.D., dated Sep. 9, 2013 (D.N.J. Case Nos. 11-3962 and 11-5579; consolidated) (confidentiality designation and other portions redacted).

Complaint for patent infringement filed by Helsinn Healthcare S.A. and Roche Palo Alto LLC against Ben Venue Laboratories, Inc. d/b/a Bedford Laboratories regarding U.S. Patent Nos. 7,947,724, 7,947,725, 7,960,424, and 8,518,981 dated Sep. 25, 2013 (D. Del. Case No. 13-1612).

Complaint for patent infringement filed by Helsinn Healthcare S.A. and Roche Palo Alto LLC against Dr. Reddy's Laboratories, Ltd., Dr. Reddy's Laboratories, Inc., Sandoz Inc., Teva Pharmaceuticals USA, Inc., and Teva Pharmaceutical Industries, Ltd. regarding U.S. Patent No. 8,518,981 dated Sep. 30, 2013 (D.N.J. Case No. (13-5815)).

Aurobindo Pharma Ltd. Paragraph IV Letter regarding U.S. Patent Nos. 8,598,218 and 8,598,219 dated Jan. 21, 2014 (portions redacted).

Sandoz Inc. Paragraph IV Letter regarding U.S. Patent Nos. 8,598,218 and 8,598,219 dated Feb. 3, 2014 (portions redacted).

Bedford Laboratories division of Ben Venue Laboratories, Inc. Paragraph IV Letter regarding U.S. Patent Nos. 8,598,218 and 8,598,219 dated Feb. 6, 2014 (portions redacted).

Defendants Aurobindo Pharma Ltd.'s and Auromedics Pharma LLC's Amended Answer, Affirmative Defenses, and Counterclaims

regarding U.S. Patent Nos. 7,947,724, 7,947,725, 7,960,424, 8,518,981, 8,598,218, and 8,598,219, dated Feb. 11, 2014 (D. Del. Case No. 13-688).

Ben Venue Laboratories, Inc.'s Answer and Counterclaims to Amended Complaint regarding U.S. Patent Nos. 7,947,724, 7,947,725, 7,960,424, 8,518,981, 8,598,218, and 8,598,219, dated Feb. 24, 2014 (D. Del. Case No. 13/1612).

Cipla Limited Paragraph IV Letter regarding U.S. Patent Nos. 7,947,724, 7,947,725, 7,960,424, 8,518,981, 8,598,218, and 8,598,219 dated Feb. 24, 2014 (portions redacted).

Dr. Reddy's Laboratories, Ltd.'s and Dr. Reddy's Laboratories, Inc.'s Invalidity Contentions regarding U.S. Patent Nos. 8,518,981, 8,598,218, and 8,598,219 dated Mar. 17, 2014 (D.N.J. Case No. 13/5815) (confidentiality designation and other portions redacted).

Sandoz Inc.'s Invalidity Contentions Pursuant to L. Pat. R. 3.3 and 3.6(c) regarding U.S. Patent Nos. 8,518,981, 8,598,218, and 8,598,219 dated Mar. 17, 2014 (D.N.J. Case No. 13/5815) (confidentiality designation and other portions redacted).

Teva Pharmaceuticals USA, Inc. and Teva Pharmaceutical Industries Ltd.'s Invalidity Contentions Pursuant to L. Pat. R. 3.6(c) regarding U.S. Patent Nos. 8,518,981, 8,598,218, and 8,598,219 dated Mar. 17, 2014 (D.N.J. Case No. 13/5815) (confidentiality designation and other portions redacted).

* cited by examiner

US 8,729,094 B2

1

LIQUID PHARMACEUTICAL FORMULATIONS OF PALONOSETRON

This is a continuation of U.S. Ser. No. 13/901,437, filed May 23, 2013, which is a continuation-in-part of U.S. Ser. No. 13/087,012 filed Apr. 14, 2011, which is a continuation of U.S. Ser. No. 11/186,311 filed Jul. 21, 2005 (now U.S. Pat. No. 7,947,724), which is a continuation of PCT/EPO4/000888, filed Jan. 30, 2004, which claims priority to U.S. Provisional Application 60/444,351, filed Jan. 30, 2003. The content of these applications is incorporated herein by reference.

FIELD OF THE INVENTION

The present invention relates to shelf-life stable liquid formulations of palonosetron that are especially useful in the preparation of injectable and oral medicaments.

BACKGROUND OF THE INVENTION

Emesis is a devastating consequence of cytotoxic therapy, radiotherapy, and post-operative environments that drastically affects the quality of life of people undergoing such treatments. In recent years a class of drugs referred to as 5-HT₃ (5-hydroxytryptamine) receptor antagonists has been developed that treat such emesis by antagonizing cerebral functions associated with the 5-HT₃ receptor. See *Drugs Acting on 5-Hydroxytryptamine Receptors*: The Lancet Sep. 23, 1989 and references cited therein. Drugs within this class include ondansetron, granisetron, alosetron, tropisetron, and dolasetron. These 5-HT₃ antagonists are often administered intravenously shortly before chemotherapy or radiotherapy is initiated, and can be administered more than once during a cycle of chemotherapy or radiotherapy. In addition, they are often supplied as tablets or oral elixirs to either supplement an intravenous administration, or to ease home usage of the drug if the patient is self-administering the chemotherapeutic regimen.

Because some chemotherapeutic agents can induce emesis over extended periods of several days even when they are administered only once, it would be desirable to administer an emesis-inhibiting drug such as a 5-HT₃ antagonist every day until the risk of emesis has substantially subsided. The present class of 5-HT₃ antagonists has not proven especially helpful meeting this need, however, because the 5-HT₃ receptor antagonists currently marketed have proven to be less effective in controlling delayed nausea and vomiting than they are at controlling acute emesis. Sabra, K., *Choice of a 5HT₃ Receptor Antagonist for the Hospital Formulary*. EHP, October 1996; 2 (suppl 1):S19-24.

Recently, clinical investigations have been made concerning palonosetron, a new 5-HT₃ receptor antagonist reported in U.S. Pat. No. 5,202,333. These investigations have shown that the drug is an order of magnitude more potent than most existing 5-HT₃ receptor antagonists, has a surprising half-life of about 40 hours, and is effective to reduce delayed-onset nausea induced by chemotherapeutic agents. However, formulating palonosetron in liquid formulations has not proven an easy task, typically due to shelf-stability issues. U.S. Pat. No. 5,202,333 discloses an intravenous formulation of palonosetron in example 13 that contains the following ingredients:

2

Ingredient	Mg
Palonosetron HCl	10-100 mg.
Dextrose Monohydrate	q.s. to make Isotonic
Citric Acid Monohydrate	1.05 mg.
Sodium Hydroxide	0.18 mg.
WFJ	To 1.0 ml.

The formulation has a pH of 3.7 and a shelf stability of less than the 1-2 year time period required by health authorities in various countries.

Ondansetron, its uses, and medicaments made with ondansetron are disclosed in U.S. Pat. Nos. 4,695,578, 4,753, 789, 4,929,632, 5,240,954, 5,344,658, 5,578,628, 5,578,632, 5,922,749, 5,622,720, 5,955,488, and 6,063,802. Commercially it is distributed by GlaxoSmithKline as Zofran® and is indicated for prevention of postoperative nausea and vomiting (PONV), cancer chemotherapy-induced nausea and vomiting (CINV), and radiotherapy-induced nausea and vomiting (RINV) and it is available as an injection, tablets and solution, and as Zofran ODT® (ondansetron) Orally Disintegrating Tablets.

Granisetron, its uses, and medicaments made with granisetron are disclosed in U.S. Pat. Nos. 4,886,808, 4,937,247, 5,034,398 and 6,294,548. Commercially it is distributed by Roche Laboratories Inc. as Kytril®, indicated for the prevention of nausea and vomiting associated with chemotherapy or radiation therapy, and is offered in tablet form, oral solution, and as an injection.

Alosetron, its uses, and medicaments made with alosetron are disclosed in U.S. Pat. Nos. 5,360,800 and 6,284,770. Commercially it is distributed by GlaxoSmithKline as Lotronex®.

Tropisetron is commercially available as Navoban® (Novartis) CAS-89565-68-4 (tropisetron); CAS-105826-92-4 (tropisetron hydrochloride) and it is indicated for treatment of PONV and CINV.

Dolasetron, its uses, and medicaments made with dolasetron are disclosed in U.S. Pat. Nos. 5,011,846, and 4,906,755. Commercially it is distributed by Aventis Pharmaceuticals Inc. as Anzemet®, indicated for prevention of both PONV and CINV, and it is offered in the form of a tablet or an intravenous solution.

Therefore, there exists a need for a palonosetron formulation with increased stability and thereby increased shelf life. There also exists a need for an appropriate range of concentrations for both the 5-HT₃ receptor antagonist and its pharmaceutically acceptable carriers that would facilitate making a formulation with this increased stability.

It is an object of the present invention to provide a formulation of Palonosetron hydrochloride with increased pharmaceutical stability for preventing and/or reducing emesis.

It is another object of the invention to provide an acceptable range of concentrations which will stabilize a formulation containing Palonosetron hydrochloride.

It is a further object of the invention to provide a formulation of Palonosetron which would allow for prolonged storage.

It is also an object of the invention to provide a formulation of Palonosetron which would allow terminal sterilization.

SUMMARY OF THE INVENTION

The inventors have made a series of discoveries that support a surprisingly effective and versatile formulation for the treatment and prevention of emesis using palonosetron.

US 8,729,094 B2

3

These formulations are shelf stable for periods greater than 24 months at room temperature, and thus can be stored without refrigeration, and manufactured using non-aseptic, terminal sterilization processes.

In one aspect, the inventors have discovered that formulations which include the active ingredient palonosetron require in some instances only $\frac{1}{10}^{th}$ the amount of other previously known compounds for treating emesis, which surprisingly allows the use of concentrations of palonosetron far below those that would ordinarily be expected. Thus, in one embodiment the invention provides a pharmaceutically stable solution for preventing or reducing emesis comprising a) from about 0.01 mg/mL to about 5 mg/mL palonosetron or a pharmaceutically acceptable salt thereof; and b) a pharmaceutically acceptable carrier.

The inventors have further discovered that by adjusting the formulation's pH and/or excipient concentrations it is possible to increase the stability of palonosetron formulations. Therefore, in another embodiment, the invention provides a pharmaceutically stable solution for preventing or reducing emesis comprising a) palonosetron or a pharmaceutically acceptable salt thereof; and b) a pharmaceutically acceptable carrier, at a pH from about 4.0 to about 6.0. In another embodiment the invention provides a pharmaceutically stable solution for preventing or reducing emesis comprising from about 0.01 to about 5.0 mg/ml palonosetron or a pharmaceutically acceptable salt thereof; from about 10 to about 100 millimoles citrate buffer; and from about 0.005 to about 1.0 mg/ml EDTA.

The inventors have further discovered that the addition of mannitol and a chelating agent can increase the stability of palonosetron formulations. Therefore, in still another embodiment the invention provides a pharmaceutically stable solution for preventing or reducing emesis comprising a) palonosetron or a pharmaceutically acceptable salt thereof and b) a pharmaceutically acceptable carrier, wherein the pharmaceutically acceptable carrier comprises a chelating agent and mannitol.

DETAILED DESCRIPTION OF THE INVENTION

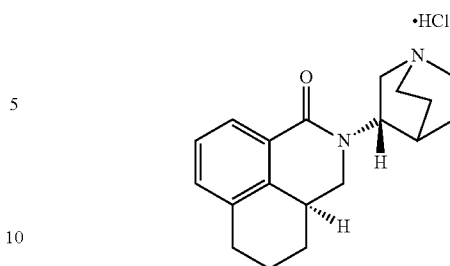
Definitions

"Vial" means a small glass container sealed with the most suitable stopper and seal, other suitable primary containers may be used, for instance, but not limited to, pre-filled syringes. Vial also means a sealed container of medication that is used one time only, and includes breakable and non-breakable glass vials, breakable plastic vials, miniature screw-top jars, and any other type of container of a size capable of holding only one unit dose of palonosetron (typically about 5 mls.).

Throughout this specification the word "comprise," or variations such as "comprises" or "comprising," will be understood to imply the inclusion of a stated element, integer or step, or group of elements, integers or steps, but not the exclusion of any other element, integer or step, or group of elements, integers or steps

"Palonosetron" means (3aS)-2,3,3a,4,5,6-Hexahydro-2-[(S)-1-Azabicyclo[2.2.2]oct-3-yl]2,3,3a,4,5,6-hexahydro-1-oxo-1Hbenz[de]isoquinoline, and is preferably present as the monohydrochloride. Palonosetron monohydrochloride can be represented by the following chemical structure:

4



Concentrations—When concentrations of palonosetron are given herein, the concentration is measured in terms of the weight of the free base. Concentrations of all other ingredients are given based on the weight of ingredient added to the solution.

"Pharmaceutically acceptable" means that which is useful in preparing a pharmaceutical composition that is generally safe, non-toxic and neither biologically nor otherwise undesirable and includes that which is acceptable for veterinary use as well as human pharmaceutical use.

"Pharmaceutically acceptable salts" means salts which are pharmaceutically acceptable, as defined above, and which possess the desired pharmacological activity. Such salts include acid addition salts formed with inorganic acids such as hydrochloric acid, hydrobromic acid, sulfuric acid, nitric acid, phosphoric acid, and the like; or with organic acids such as acetic acid, propionic acid, hexanoic acid, heptanoic acid, cyclopentanepropionic acid, glycolic acid, pyruvic acid, lactic acid, malonic acid, succinic acid, malic acid, maleic acid, fumaric acid, tartaric acid, citric acid, benzoic acid, o-(4-hydroxybenzoyl)benzoic acid, cinnamic acid, mandelic acid, methanesulfonic acid, ethanesulfonic acid, 1,2-ethanedithionylsulfonic acid, 2-hydroxyethanesulfonic acid, benzenesulfonic acid p-chlorobenzenesulfonic acid, 2-naphthalenesulfonic acid, p-toluenesulfonic acid, camphorsulfonic acid, 4-methylbicyclo[2.2.2]oct-2-ene-1-carboxylic acid, glucoheptonic acid, 4,4'-methylenebis(3-hydroxy-2-ene-1-carboxylic acid), 3-phenylpropionic acid, trimethylacetic acid, tertiary butylacetic acid, lauryl sulfuric acid, gluconic acid, glutamic acid, hydroxynaphthoic acid, salicylic acid, stearic acid, muonic acid, and the like.

In addition, pharmaceutically acceptable salts may be formed when an acidic proton present is capable of reacting with inorganic or organic bases. Acceptable inorganic bases include sodium hydroxide, sodium carbonate, potassium hydroxide, aluminum hydroxide and calcium hydroxide. Acceptable organic bases include ethanolamine, diethanolamine, triethanolamine, tromethamine, N-methylglucamine and the like.

Discussion

The fact that palonosetron can be formulated in some instances at concentrations of only about $\frac{1}{10}^{th}$ the amount of other previously known compounds for treating emesis, surprisingly allows the use of concentrations of palonosetron far below those that would ordinarily be expected. Thus, in one embodiment the invention provides a pharmaceutically stable solution for preventing or reducing emesis comprising a) from about 0.01 mg/mL to about 5 mg/mL palonosetron or a pharmaceutically acceptable salt thereof; and b) a pharmaceutically acceptable carrier. Similarly, in another embodiment the invention provides a method of formulating a pharmaceutically stable solution of palonosetron comprising admixing from about 0.01 mg/mL to about 5 mg/mL palonosetron or a pharmaceutically acceptable salt thereof; with

US 8,729,094 B2

5

a pharmaceutically acceptable carrier. In alternative embodiments, the formulation includes palonosetron or a pharmaceutically acceptable salt thereof in a concentration from about 0.02 mg/mL to about 1.0 mg/mL, from about 0.03 mg/mL to about 0.2 mg/mL, and most optimally about 0.05 mg/ml.

A particular advantage associated with the lower dosages of intravenous palonosetron is the ability to administer the drug in a single intravenous bolus over a short, discrete time period. This time period generally extends from about 10 to about 60 seconds, or about 10 to about 40 seconds, and most preferably is about 10 to 30 seconds. In one particular embodiment the palonosetron is supplied in vials that comprise 5 ml. of solution, which equates to about 0.25 mg of palonosetron at a concentration of about 0.05 mg/ml.

The inventors have further discovered that by adjusting the formulation's pH and/or excipient concentrations it is possible to increase the stability of palonosetron formulations. Therefore, in another embodiment, the invention provides a pharmaceutically stable solution for preventing or reducing emesis comprising a) palonosetron or a pharmaceutically acceptable salt thereof; and b) a pharmaceutically acceptable carrier, at a pH from about 4.0 to about 6.0. Similarly, in another embodiment the invention provides a method of formulating a pharmaceutically stable solution of palonosetron comprising admixing a) palonosetron or a pharmaceutically acceptable salt thereof; and b) a pharmaceutically acceptable carrier, at a pH from about 4.0 to about 6.0. In alternative embodiments, the pH is from about 4.5 to about 5.5, and most optimally about 5.0. There are many examples to those of skill in the art of suitable solutions to adjust the pH of a formulation. Two exemplary solutions are sodium hydroxide and hydrochloric acid solution, either of which could be used to adjust the pH of the formulation.

In another embodiment the invention provides a pharmaceutically stable solution for preventing or reducing emesis comprising from about 0.01 to about 5.0 mg/ml palonosetron or a pharmaceutically acceptable salt thereof and (i) from about 10 to about 100 millimoles citrate buffer, and/or (ii) from about 0.005 to about 1.0 mg/ml EDTA. Similarly, in another embodiment the invention provides a method of formulating a pharmaceutically stable solution of palonosetron comprising admixing from about 0.01 to about 5.0 mg/ml palonosetron or a pharmaceutically acceptable salt thereof and (i) from about 10 to about 100 millimoles citrate buffer, and/or (ii) from about 0.005 to about 1.0 mg/ml EDTA. The citrate buffer can be in the form of citric acid and/or a salt of citric acid such as trisodium citrate. In various embodiments, the ranges of one or more of the foregoing ingredients can be modified as follows:

The formulation may comprise palonosetron or a pharmaceutically acceptable salt thereof in a concentration from about 0.02 mg/mL to about 1.0 mg/mL, from about 0.03 mg/mL to about 0.2 mg/mL palonosetron hydrochloride, and most optimally about 0.05 mg/ml.

The formulation may comprise citrate buffer in a concentration of from about 10 to about 40 millimoles, or 15-30 millimoles.

The formulation may comprise EDTA in a concentration of from about 0.005 mg/ml to about 1.0 mg/ml, or about 0.3 to about 0.7 mg/ml, and most optimally about 0.5 mg/ml.

The inventors have further discovered that the addition of mannitol and a chelating agent can increase the stability of palonosetron formulations. Therefore, in still another embodiment the invention provides a pharmaceutically stable solution for preventing or reducing emesis comprising a)

6

palonosetron or a pharmaceutically acceptable salt thereof and b) a pharmaceutically acceptable carrier, wherein the pharmaceutically acceptable carrier comprises a chelating agent and mannitol. Similarly, in another embodiment the invention provides a method of formulating a pharmaceutically stable solution of palonosetron comprising admixing a) palonosetron or a pharmaceutically acceptable salt thereof and b) a pharmaceutically acceptable carrier, wherein the pharmaceutically acceptable carrier comprises a chelating agent and mannitol. The chelating agent is preferably EDTA, and, in various embodiments the chelating agent is present in a concentration of from about 0.005 to about 1.0 mg/mL or from about 0.05 mg/mL to about 1.0 mg/mL or from about 0.3 to about 0.7 mg/ml, or most optimally about 0.5 mg/mL. In various embodiments the mannitol is present in a concentration of from about 10.0 mg/ml to about 80.0 mg/ml, from about 20.0 mg/mL to about 60.0 mg/ml, or from about 40.0 to about 45.0 mg/ml.

Injectable formulations are typically formulated as aqueous solutions in which water is the primary excipient. Oral formulations will differ from injectable formulations generally by the additional presence of flavoring agents, coloring agents, or viscosity agents. Natural or synthetic sweeteners include, among others, mannitol, sorbitol, saccharose, saccharine, aspartame, acelsulphame K, or cyclamate. These agents are generally present in concentrations in excess of 100 mg/ml or 250 mg/ml when used as sweetening agents, in contrast to the 41.5 mg/ml concentration of mannitol described in some of the embodiments of the invention, in which mannitol is acting simply as a tonicifying agent.

The formulations of the present invention are particularly suited for use in injectable and oral liquid formulations, but it will be understood that the solutions may have alternative uses. For example, they may be used as intermediates in the preparation of other pharmaceutical dosage forms. Similarly, they may have other routes of administration including intranasal or inhalation. Injectable formulations may take any route including intramuscular, intravenous or subcutaneous.

Still further embodiments relate to improvements in the ease with which the palonosetron formulation can be stored or manufactured. In particular, the inventors have discovered that the formulations of the present invention allow storage of the product for extended periods at room temperature. Thus, in yet another embodiment the invention provides a method of storing one or more containers in which are contained a solution of palonosetron or a pharmaceutically acceptable salt thereof comprising: a) providing a room comprising said one or more containers; b) adjusting or maintaining the temperature of the room at greater than about ten, 15, or 20 degrees celcius; and c) storing said containers in said room for one month, 3 months, 6 months, one year, 18 months, 24 months or more (but preferably not exceeding 36 months), wherein (i) the palonosetron or pharmaceutical salt thereof is present in a concentration of from about 0.01 mg/mL to about 5.0 mg/mL, (ii) the pH of the solution is from about 4.0 to about 6.0, (iii) the solution comprises from about 0.01 to about 5.0 mg/ml palonosetron or a pharmaceutically acceptable salt thereof, from about 10 to about 100 millimoles citrate buffer and from about 0.005 to about 1.0 mg/ml EDTA, (iv) the solution comprises a chelating agent, or (v) the solution comprises from about 10 to about 100 milliMoles of a citrate buffer.

The stability of the foregoing formulations also lends itself well to terminal sterilization processes in the manufacturing process. Therefore, in still another embodiment the invention provides a method of filling a container in which is contained a solution of palonosetron or a pharmaceutically acceptable

7

salt thereof comprising: a) providing one or more sterile open containers (preferably 5 ml. vials); b) filling said containers with a solution of palonosetron in a non-aseptic environment; c) sealing said filled containers; and d) sterilizing said sealed, filled containers, wherein (i) the palonosetron or pharmaceutical salt thereof is present in a concentration of from about 0.01 mg/mL to about 5 mg/mL, (ii) the pH of the solution is from about 4.0 to about 6.0, (iii) the solution comprises from about 0.01 to about 5.0 mg/ml palonosetron or a pharmaceutically acceptable salt thereof, from about 10 to about 100 millimoles citrate buffer and from about 0.005 to about 1.0 mg/ml EDTA, (iv) the solution comprises a chelating agent, or (v) the solution comprises from about 10 to about 100 milliMoles of a citrate buffer.

EXAMPLES

Example 1

Stabilizing pH

A study was conducted to determine the effect of pH on formulations containing palonosetron hydrochloride, measuring the stability at 80° C. at pH 2.0, 5.0, 7.4, and 10.0. The results indicated that palonosetron hydrochloride is most stable at pH 5.0.

Example 2

Stabilizing Concentration Ranges

A formulation optimization study was performed using an experimental design software. Twenty-four lots of drug product were analyzed to investigate the appropriate concentration ranges for palonosetron hydrochloride (0.05 mg/mL to 5.0 mg/mL), citrate buffer (0 to 80 mM) and EDTA (0 to 0.10%). The level of EDTA and citrate buffer were selected based on the optimal formulation, which was shown to be formulated with EDTA 0.05% and 20 mM citrate buffer at pH 5.0. The results of this study indicated that palonosetron concentration was also a critical factor in chemical stability, with greatest stability seen at the lowest palonosetron concentrations.

Example 3

Tonicifying Agent

Formulations of palonosetron hydrochloride in citrate buffer were prepared including either a) sodium chloride or b) mannitol. The palonosetron hydrochloride formulation including mannitol showed superior stability. The optimum level of mannitol required for an isotonic solution was found to be 4.15%.

Example 4

Formulation I

The following is a representative pharmaceutical formulation containing palonosetron that is useful for intravenous formulations, or other liquid formulations of the drug.

8

Ingredient	mg/mL
Palonosetron Hydrochloride	0.05*
Mannitol	41.5
EDTA	0.5
Trisodium citrate	3.7
Citric acid	1.56
WFJ	q.s. to 1 ml
Sodium hydroxide solution and/or hydrochloric acid solution	pH 5.0 ± 0.5

*calculated as a free base

Example 5

Formulation II

The following is a representative pharmaceutical formulation containing palonosetron that is useful for oral formulations, or other liquid formulations of the drug.

Ingredient	mg/mL
Palonosetron Hydrochloride	0.05*
Mannitol	150
EDTA	0.5
Trisodium citrate	3.7
Citric acid	1.56
WFJ	q.s. to 1 ml
Sodium hydroxide solution and/or hydrochloric acid solution	pH 5.0 ± 0.5
Flavoring	q.s.

*calculated as a free base

Example 6

Stability of Palonosetron without Dexamethasone

The physical and chemical stability of palonosetron HCl was studied in concentrations of 5 µg/mL and 30 µg/mL in 5% dextrose injection, 0.9% sodium chloride injection, 5% dextrose in 0.45% sodium chloride injection, and dextrose 5% in lactated Ringer's injection. The admixtures were evaluated over 14 days at 4° C. in the dark and for 48 hours at 23° C. under fluorescent light.

Test samples of palonosetron HCl were prepared in polyvinyl chloride (PVC) bags of the infusion solutions at concentrations of 5 and 30 µg/mL. Evaluations for physical and chemical stability were performed on samples taken initially and after 1, 3, 5, 7, and 14 days of storage at 4° C. and after 1, 4, 24, and 48 hours at 23° C. Physical stability was assessed using visual observation in normal room light and using a high-intensity monodirectional light beam. In addition, turbidity and particle content were measured electronically. Chemical stability of the drug was evaluated by using a stability-indicating high performance liquid chromatographic (HPLC) analytical technique.

All samples were physically stable throughout the study. The solution remained clear, and little or no change in particulate burden and haze level were found. Additionally, little or no loss of palonosetron HCl occurred in any of the samples at either temperature throughout the entire study period.

Example 7

Stability of Palonosetron with Dexamethasone

The physical and chemical stability of palonosetron HCl 0.25 mg admixed with dexamethasone (as sodium phosphate)

65

60

50

45

40

35

30

25

20

15

5

10 mg or 20 mg in 5% dextrose injection or 0.9% sodium chloride injection in polyvinyl chloride (PVC) minibags, and also admixed with dexamethasone (as sodium phosphate) 3.3 mg in 5% dextrose injection or 0.9% sodium chloride injection in polypropylene syringes at 4° C. in the dark for 14 days and at 23° C. exposed to normal laboratory fluorescent light over 48 hours, was studied.

Test samples of palonosetron HCl 5 µg/mL with dexamethasone (as sodium phosphate) 0.2 mg/mL and also 0.4 mg/mL were prepared in polyvinyl chloride (PVC) minibags of each infusion solution. Additionally, palonosetron HCl 25 µg/mL with dexamethasone (as sodium phosphate) 0.33 mg/mL in each infusion solution were prepared as 10 mL of test solution in 20-mL polypropylene syringes. Evaluations for physical and chemical stability were performed on samples taken initially and after 1, 3, 7, and 14 days of storage at 4° C. and after 1, 4, 24, and 48 hours at 23° C. Physical stability was assessed using visual observation in normal room light and using a high-intensity monodirectional light beam. In addition, turbidity and particle content were measured electronically. Chemical stability of the drug was evaluated by using a stability-indicating high performance liquid chromatographic (HPLC) analytical technique.

All samples were physically compatible throughout the study. The solutions remained clear, and little or no change in particulate burden and haze level were found. Additionally, little or no loss of palonosetron HCl and dexamethasone occurred in any of the samples at either temperature throughout the entire study period.

Example 8

Formulation III

The following is a representative pharmaceutical formulation and container closure for palonosetron that is useful for intravenous infusion formulations.

Ingredient	Amount (mg)
Palonosetron Hydrochloride	0.75 ^{a)}
Sodium Chloride	450.0
EDTA	2.5
Sodium citrate	18.5
Citric acid monohydrate	7.8
WFJ	q.s. to 50 mL
Sodium hydroxide solution and/or hydrochloric acid solution	pH 4.8 ± 0.5
Container closure system	plastic container ^{b)} plus rubber stopper ^{c)}

^{a)}Calculated based on the weight of free base.

^{b)}Polyethylene multilayer film infusion bag.

^{c)}Isoprene rubber stopper.

This invention has been described with reference to its preferred embodiments. Variations and modifications of the invention will be obvious to those skilled in the art from the foregoing detailed description of the invention.

What is claimed is:

1. A method for reducing the likelihood of cancer chemotherapy-induced nausea and vomiting, comprising intravenously administering to a human in need thereof a pharmaceutical single-use, unit-dose formulation comprising a 5 mL sterile aqueous isotonic solution buffered at a pH of about 5.0±0.5, said solution comprising:

about 0.05 mg/mL palonosetron hydrochloride based on the weight of its free base;

about 41.5 mg/mL mannitol; about 0.5 mg/mL EDTA; and a citrate buffer; wherein said formulation is stable at 24 months when stored at room temperature, and wherein said intravenous administration to said human occurs before the start of the cancer chemotherapy.

2. The method of claim 1, wherein said intravenous administration to said human occurs over a period of time of 10 to 60 seconds.

3. The method of claim 1, wherein said intravenous administration reduces the likelihood of acute nausea and vomiting in said human.

4. The method of claim 1, wherein said intravenous administration reduces the likelihood of delayed nausea and vomiting in said human.

5. A method for reducing the likelihood of cancer chemotherapy-induced nausea and vomiting, comprising intravenously administering to a human in need thereof a pharmaceutical single-use, unit-dose formulation comprising a 5 mL sterile aqueous isotonic solution buffered at a pH of about 5.0±0.5, said solution comprising:

about 0.05 mg/mL palonosetron hydrochloride based on the weight of its free base;

from about 10 mg/mL to about 80 mg/mL mannitol; and from about 0.3 mg/mL to about 0.7 mg/mL EDTA;

wherein said solution optionally comprises a citrate buffer, wherein said formulation is stable at 24 months when stored at room temperature, and

wherein said intravenous administration to said human occurs before the start of the cancer chemotherapy.

6. The method of claim 5, wherein said intravenous administration to said human occurs over a period of time of 10 to 60 seconds.

7. The method of claim 5, wherein said intravenous administration reduces the likelihood of acute nausea and vomiting in said human.

8. The method of claim 5, wherein said intravenous administration reduces the likelihood of delayed nausea and vomiting in said human.

9. The method of claim 5, wherein said solution comprises from about 20 mg/mL to about 60 mg/mL mannitol.

10. The method of claim 9, wherein said solution comprises from about 40 mg/mL to about 45 mg/mL mannitol.

11. The method of claim 10, wherein said solution comprises about 41.5 mg/mL mannitol and about 0.5 mg/mL EDTA.

12. The method of claim 5, wherein said solution comprises a citrate buffer.

13. A method for reducing the likelihood of cancer chemotherapy-induced nausea and vomiting, comprising intravenously administering to a human in need thereof a pharmaceutical single-use, unit-dose formulation comprising a 5 mL sterile aqueous isotonic solution, said solution comprising:

about 0.05 mg/mL palonosetron hydrochloride based on the weight of its free base;

a tonicifying effective amount of mannitol; and from about 0.3 mg/mL to about 0.7 mg/mL EDTA;

wherein said solution optionally comprises a citrate buffer and optionally has a pH of from about 5.0±0.5,

wherein said formulation is stable at 24 months when stored at room temperature, and

wherein said intravenous administration to said human occurs before the start of the cancer chemotherapy.

14. The method of claim 13, wherein said intravenous administration to said human occurs over a period of time of 10 to 60 seconds.

US 8,729,094 B2

11

15. The method of claim 13, wherein said intravenous administration reduces the likelihood of acute nausea and vomiting in said human.

16. The method of claim 13, wherein said intravenous administration reduces the likelihood of delayed nausea and vomiting in said human.

17. The method of claim 13, wherein said solution comprises a citrate buffer.

18. The method of claim 13, wherein said solution is buffered at a pH of about 5.0±0.5.

19. The method of claim 13, wherein said solution comprises from about 10 mg/mL to about 80 mg/mL mannitol.

20. The method of claim 19, wherein said solution comprises from about 20 mg/mL to about 60 mg/mL mannitol.

21. The method of claim 20, wherein said solution comprises about 41.5 mg/mL mannitol and about 0.5 mg/mL EDTA.

22. A method for reducing the likelihood of cancer chemotherapy-induced nausea and vomiting, comprising intravenously administering to a human in need thereof a pharmaceutical single-use, unit-dose formulation comprising a 5 mL sterile aqueous isotonic solution buffered at a pH of about 5.0±0.5, said solution comprising:

- about 0.05 mg/mL palonosetron hydrochloride based on the weight of its free base; and
- a tonicifying effective amount of mannitol;

12

wherein said solution optionally comprises one or a combination of a citrate buffer and a chelating agent, wherein said formulation is stable at 24 months when stored at room temperature, and

wherein said intravenous administration to said human occurs before the start of the cancer chemotherapy.

23. The method of claim 22, wherein said intravenous administration to said human occurs over a period of time of 10 to 60 seconds.

24. The method of claim 22, wherein said intravenous administration reduces the likelihood of acute nausea and vomiting in said human.

25. The method of claim 22, wherein said intravenous administration reduces the likelihood of delayed nausea and vomiting in said human.

26. The method of claim 22, wherein said solution comprises a citrate buffer.

27. The method of claim 22, wherein said solution comprises a chelating agent.

28. The method of claim 27, wherein said chelating agent is EDTA.

29. The method of claim 28, wherein said solution comprises from about 0.3 mg/mL to about 0.7 mg/mL EDTA.

30. The method of claim 22, wherein said solution comprises from about 10 mg/mL to about 80 mg/mL mannitol.

* * * * *