

Charles M. Lizza  
William C. Baton  
David L. Moses  
SAUL EWING ARNSTEIN & LEHR LLP  
1037 Raymond Boulevard, Suite 1520  
Newark, NJ 07102  
(973) 286-6700  
clizza@saul.com  
wbaton@saul.com

*Attorneys for Plaintiffs  
Indivior Inc., Indivior UK Limited,  
and Aquestive Therapeutics, Inc.*

**UNITED STATES DISTRICT COURT  
DISTRICT OF NEW JERSEY**

INDIVIOR INC., INDIVIOR UK LIMITED,  
and AQUESTIVE THERAPEUTICS, INC.,

Plaintiffs,

v.

ALVOGEN PINE BROOK LLC,

Defendant.

Civil Action No. \_\_\_\_\_

(Filed Electronically)

**COMPLAINT FOR PATENT INFRINGEMENT**

Plaintiffs Indivior Inc. (formerly known as Reckitt Benckiser Pharmaceuticals Inc.) (“Indivior”), Indivior UK Limited (formerly known as RB Pharmaceuticals Limited) (“Indivior UK”), and Aquestive Therapeutics, Inc. (formerly known as MonoSol Rx LLC) (“Aquestive”) (collectively, “Plaintiffs”) file this Complaint against Defendant Alvogen Pine Brook LLC (“Alvogen” or “Defendant”) and allege as follows:

**NATURE OF THE ACTION**

1. This is an action for patent infringement arising under the Food and Drug Laws and Patent Laws of the United States, Titles 21 and 35 of the United States Code, respectively,

arising from Alvogen's submission of an Abbreviated New Drug Application ("ANDA") to the Food and Drug Administration ("FDA") seeking approval to manufacture, use, and sell a generic version of Plaintiffs' Suboxone® sublingual film prior to the expiration of United States Patent No. 9,931,305 ("the '305 patent" or "the patent-in-suit").

### **THE PARTIES**

2. Plaintiff Indivior is a Delaware corporation having a principal place of business at 10710 Midlothian Turnpike, Suite 430, North Chesterfield, VA 23235.

3. Plaintiff Indivior UK is a United Kingdom corporation having a principal place of business at 103-105 Bath Road, Slough, UK.

4. Plaintiff Aquestive Therapeutics, Inc. is a Delaware corporation having a principal place of business at 30 Technology Drive, Warren, New Jersey 07059.

5. On information and belief, Alvogen is a Delaware corporation having a principal place of business at 10 Bloomfield Avenue, Building B, Pine Brook, New Jersey 07058.

### **JURISDICTION AND VENUE**

6. This Court has subject matter jurisdiction over this action pursuant to 28 U.S.C. §§ 1331, 1338(a), 2201, and 2202.

7. On information and belief, Alvogen is in the business of, *inter alia*, developing, manufacturing, obtaining regulatory approval, marketing, selling, and distributing generic copies of branded pharmaceutical products in New Jersey and throughout the United States.

8. This Court has personal jurisdiction over Alvogen because of, *inter alia*, Alvogen's principal place of business in New Jersey, Alvogen's continuous and systematic contacts with corporate entities within this Judicial District, and Alvogen's marketing and sales activities in this Judicial District, including, but not limited to, the substantial, continuous, and

systematic distribution, marketing, and/or sales of generic pharmaceutical products to residents of this Judicial District.

9. Aquestive has legitimate and significant reasons for bringing this action in this District. For example, Aquestive's principal place of business is in this District. Aquestive's primary witnesses are in, or are regularly in, this District, as is the bulk of Aquestive's evidence and records currently in its possession, custody, or control. Defendant's course of conduct is designed to cause the performance of the tortious act of patent infringement that has led to foreseeable harm and injury to Aquestive, which is a New Jersey corporation. Further, Defendant would not suffer hardship, undue or otherwise, by being summoned to this District.

10. Venue is proper in this District under 28 U.S.C. §§ 1391 and 1400.

#### **THE PATENT-IN-SUIT**

11. Plaintiff Aquestive Therapeutics, Inc. (formerly known as MonoSol Rx LLC) is the lawful owner of the '305 patent, and Plaintiff Indivior is an exclusive licensee of the '305 patent and holds the exclusionary rights to market and sell Suboxone<sup>®</sup> sublingual film in the United States. The '305 patent, entitled, "Uniform Films for Rapid-Dissolve Dosage Form Incorporating Taste-Masking Compositions," was duly and legally issued on April 3, 2018, naming Robert Yang, Richard C. Fuisz, Garry L. Myers, and Joseph M. Fuisz as inventors. A true copy of the '305 patent is attached hereto as Exhibit A.

#### **SUBOXONE<sup>®</sup> SUBLINGUAL FILM**

12. Plaintiff Indivior is the holder of New Drug Application ("NDA") No. 22-410 for Suboxone<sup>®</sup> (buprenorphine hydrochloride and naloxone hydrochloride) sublingual film.

13. On August 30, 2010, the FDA approved NDA No. 22-410 for the manufacture, marketing, and sale of Suboxone<sup>®</sup> sublingual film for the treatment of opioid dependence. Plaintiff Indivior has sold Suboxone<sup>®</sup> sublingual film under NDA No. 22-410 since its approval.

14. The '305 patent has been submitted to be listed in the FDA's *Approved Drug Products with Therapeutic Equivalence Evaluations* (the "Orange Book") as covering Suboxone® sublingual film.

**DEFENDANT'S INFRINGING GENERIC PRODUCT**

15. Defendant submitted ANDA No. 205954 to FDA under 21 U.S.C. § 355(b)(2), seeking approval to engage in commercial manufacture, use, and/or sale of Defendant's generic product before expiration of the patent-in-suit.

16. ANDA No. 205954 refers to and relies on Plaintiffs' NDA for Suboxone® sublingual film and purports to contain data showing bioequivalence of Defendant's generic product with Suboxone® sublingual film.

**THE PENDING ANDA LITIGATION BETWEEN THE PARTIES**

17. Plaintiffs Indivior and Indivior UK and Defendant are involved in ongoing litigation in this District, Civil Action No. 17-7106.

18. Civil Action No. 17-7106 relates to Defendant Alvogen's submission of ANDA No. 205954 to FDA seeking approval to engage in commercial manufacture, use, and/or sale of Plaintiffs' NDA for Suboxone® sublingual film.

19. The patents at issue in Civil Action No. 17-7106 include U.S. Patent. Nos. 9,687,454 ("the '454 patent") and 9,855,221 ("the '221 patent").

**COUNT 1**  
**Infringement of the '305 Patent Under 35 U.S.C. § 271(e)(2)**

20. On information and belief, Alvogen's generic product is covered by one or more claims, including at least claim 26, of the '305 patent.

21. By filing ANDA No. 205954 under 21 U.S.C. § 355(j) for the purposes of obtaining approval to engage in the commercial manufacture, use, and/or sale of Alvogen's

generic product prior to the expiration of the '305 patent, Alvogen has committed an act of infringement of the '305 patent under 35 U.S.C. § 271(e)(2).

22. Plaintiffs are entitled to the relief provided by 35 U.S.C. § 271(e)(4), including, *inter alia*, an order of this Court that the FDA set the effective date of approval for ANDA No. 205954 to be a date which is not any earlier than the expiration date of the '305 patent, including any extensions of that date.

### **COUNT 2**

#### **Declaratory Judgment of Infringement of the '305 Patent Under 35 U.S.C. § 271**

23. On information and belief, unless enjoined by this Court, Defendant plans and intends to engage in the manufacture, use, offer for sale, sale, marketing, distribution, and/or importation of Defendant's generic product immediately following approval of ANDA No. 205954.

24. On information and belief, Defendant's manufacture, use, offer to sell, or sale within the United States, or importation into the United States of Defendant's generic product before the expiration of the '305 patent would infringe one or more claims, including at least claim 26, of the '305 patent under 35 U.S.C. § 271.

25. The acts of infringement by Defendant set forth above will cause Plaintiffs irreparable harm for which they have no adequate remedy at law, and those acts will continue unless enjoined by this Court.

### **PRAYER FOR RELIEF**

WHEREFORE, Plaintiffs respectfully request that this Court enter:

A. A Judgment that Alvogen has infringed the '305 patent under 35 U.S.C. § 271(e)(2) by submitting and maintaining ANDA No. 205954;

B. A Declaratory Judgment that Defendant's manufacture, use, offer to sell, or sale

within the United States, or importation into the United States of Alvogen's generic product would infringe the '305 patent under 35 U.S.C. § 271;

C. Preliminary and permanent injunctions, restraining and enjoining Alvogen, its officers, agents, attorneys, affiliates, divisions, successors and employees, and those acting in privity or concert with them, from engaging in, causing, or inducing the commercial manufacture, use, offer to sell, or sale within the United States, or importation into the United States, of drugs and formulations, or from inducing and/or encouraging the use of methods, claimed in the patent-in-suit;

D. An Order that the effective date of any approval of ANDA No. 205954 be a date that is not earlier than the expiration of the patent-in-suit, including any extensions thereof and any later expiration of exclusivity associated with the '305 patent;

E. A Judgment and Order finding that this is an exceptional case within the meaning of 35 U.S.C. § 285 and awarding to Plaintiffs their reasonable attorneys' fees;

F. A Judgment granting Plaintiffs compensatory damages in an amount to be determined at trial including both pre-judgment and post-judgment interest if Alvogen commercially manufactures, uses, offers to sell, or sells in the United States, or imports into the United States, Alvogen's generic product before the expiration of the patent-in-suit, including any extensions; and

G. Any and all other relief as the Court deems just and proper.

Dated: April 3, 2018

Daniel A. Ladow  
James M. Bollinger  
Timothy P. Heaton  
J. Magnus Essunger  
Sujatha Vathyam  
TROUTMAN SANDERS LLP  
875 Third Avenue  
New York, New York 10022  
(212) 704-6000  
daniel.ladow@troutman.com  
james.bollinger@troutman.com  
timothy.heaton@troutman.com  
magnus.essunger@troutman.com  
suja.vathyam@troutman.com

Charanjit Brahma  
TROUTMAN SANDERS LLP  
580 California Street  
Suite 1100  
San Francisco, CA 94104  
(415) 477-5700  
charanjit.brahma@troutman.com

*Attorneys for Plaintiffs  
Indivior Inc. & Indivior UK Limited*

Erica N. Andersen  
Jeffrey B. Elikan  
Jeffrey H. Lerner  
Ashley M. Kwon  
COVINGTON & BURLING LLP  
One CityCenter  
850 Tenth Street, NW  
Washington, D.C. 20001  
(202) 662-6000  
eandersen@cov.com  
jelikan@cov.com  
jlerner@cov.com  
akwon@cov.com

*Attorneys for Plaintiffs  
Indivior Inc. & Indivior UK Limited*

Respectfully submitted,

By: s/ William C. Baton  
Charles M. Lizza  
William C. Baton  
David L. Moses  
SAUL EWING ARNSTEIN & LEHR LLP  
1037 Raymond Boulevard, Suite 1520  
Newark, NJ 07102  
(973) 286-6700  
clizza@saul.com  
wbaton@saul.com  
dmoses@saul.com

*Attorneys for Plaintiffs  
Indivior Inc., Indivior UK Limited,  
and Aquestive Therapeutics, Inc.*

Cassandra A. Adams  
STEPTOE & JOHNSON LLP  
1114 Avenue of the Americas  
New York, New York 10036  
(212) 506-3900  
cadams@steptoe.com

James F. Hibey  
STEPTOE & JOHNSON LLP  
1330 Connecticut Avenue, NW  
Washington, DC 20036  
(212) 429-3000  
jhibey@steptoe.com

Jamie Lucia  
STEPTOE & JOHNSON LLP  
1 Market Street  
Steuart Tower, Suite 1800  
San Francisco, CA 94105  
(415) 365-6711  
jlucia@steptoe.com

*Attorneys for Plaintiff  
Aquestive Therapeutics, Inc.*

**CERTIFICATION PURSUANT TO LOCAL CIVIL RULES 11.2 & 40.1**

Pursuant to Local Civil Rules 11.2 and 40.1, I hereby certify that the matters captioned, *Indivior Inc., et al. v. Alvogen Pine Brook, Inc.*, Civil Action No. 17-7106 (KM)(CLW), *Indivior Inc., et al. v. Dr. Reddy's Laboratories S.A., et al.*, Civil Action No. 17-7111 (KM)(CLW), *Indivior Inc., et al. v. Teva Pharmaceuticals USA, Inc.*, Civil Action No. 17-7115 (KM)(CLW), *Indivior Inc., et al. v. Par Pharmaceuticals, Inc., et al.*, Civil Action No. 17-7997 (KM)(CLW), *Indivior Inc., et al. v. Dr. Reddy's Laboratories S.A., et al.*, Civil Action No. 18-1775 (KM)(CLW), *Indivior Inc., et al. v. Teva Pharmaceuticals USA, Inc.*, Civil Action No. 18-1777 (KM)(CLW), *Indivior Inc., et al. v. Par Pharmaceuticals, Inc., et al.*, Civil Action No. 18-1780 (KM)(CLW), *Indivior Inc. v. Actavis Laboratories UT, Inc.*, Civil Action No. 2:17-cv-01034 (D. Utah), *Indivior Inc. v. Actavis Laboratories UT, Inc.*, Civil Action No. 2:18-cv-00124 (D. Utah), and *Par Pharmaceutical Inc. v. Indivior Inc., et al.*, Civil Action No. 1:2017-cv-01280 (E.D.Va.) are related to the matter in controversy because they involve some of the same Plaintiffs and the same patents.

I further certify that, to the best of my knowledge, the matter in controversy is not the subject of any other action pending in any court, or of any pending arbitration or administrative proceeding.



Dated: April 3, 2018

Daniel A. Ladow  
James M. Bollinger  
Timothy P. Heaton  
J. Magnus Essunger  
Sujatha Vathyam  
TROUTMAN SANDERS LLP  
875 Third Avenue  
New York, New York 10022  
(212) 704-6000  
daniel.ladow@troutman.com  
james.bollinger@troutman.com  
timothy.heaton@troutman.com  
magnus.essunger@troutman.com  
suja.vathyam@troutman.com

Charanjit Brahma  
TROUTMAN SANDERS LLP  
580 California Street  
Suite 1100  
San Francisco, CA 94104  
(415) 477-5700  
charanjit.brahma@troutman.com

*Attorneys for Plaintiffs  
Indivior Inc. & Indivior UK Limited*

Erica N. Andersen  
Jeffrey B. Elikan  
Jeffrey H. Lerner  
Ashley M. Kwon  
COVINGTON & BURLING LLP  
One CityCenter  
850 Tenth Street, NW  
Washington, D.C. 20001  
(202) 662-6000  
eandersen@cov.com  
jelikan@cov.com  
jlerner@cov.com  
akwon@cov.com

*Attorneys for Plaintiffs  
Indivior Inc. & Indivior UK Limited*

Respectfully submitted,

By: s/ William C. Baton  
Charles M. Lizza  
William C. Baton  
David L. Moses  
SAUL EWING ARNSTEIN & LEHR LLP  
1037 Raymond Boulevard, Suite 1520  
Newark, NJ 07102  
(973) 286-6700  
clizza@saul.com  
wbaton@saul.com  
dmoses@saul.com

*Attorneys for Plaintiffs  
Indivior Inc., Indivior UK Limited,  
and Aquestive Therapeutics, Inc.*

Cassandra A. Adams  
STEPTOE & JOHNSON LLP  
1114 Avenue of the Americas  
New York, New York 10036  
(212) 506-3900  
cadams@steptoe.com

James F. Hibey  
STEPTOE & JOHNSON LLP  
1330 Connecticut Avenue, NW  
Washington, DC 20036  
(212) 429-3000  
jhibey@steptoe.com

Jamie Lucia  
STEPTOE & JOHNSON LLP  
1 Market Street  
Steuart Tower, Suite 1800  
San Francisco, CA 94105  
(415) 365-6711  
jlucia@steptoe.com

*Attorneys for Plaintiff  
Aquestive Therapeutics, Inc.*

# **EXHIBIT A**



US009931305B2

(12) **United States Patent**  
**Yang et al.**

(10) **Patent No.:** **US 9,931,305 B2**  
 (45) **Date of Patent:** **\*Apr. 3, 2018**

(54) **UNIFORM FILMS FOR RAPID DISSOLVE DOSAGE FORM INCORPORATING TASTE-MASKING COMPOSITIONS**

(58) **Field of Classification Search**  
 None  
 See application file for complete search history.

(71) Applicant: **MonoSol Rx, LLC**, Warren, NJ (US)

(56) **References Cited**

(72) Inventors: **Robert K. Yang**, Henderson, NV (US); **Richard C. Fuisz**, Beverly Hills, CA (US); **Garry L. Myers**, Kingsport, TN (US); **Joseph M. Fuisz**, Surfside, FL (US)

U.S. PATENT DOCUMENTS

26,401 A 12/1859 Brashear et al.  
 307,537 A 11/1884 Foulks  
 (Continued)

(73) Assignee: **MonoSol Rx, LLC**, Warren, NJ (US)

FOREIGN PATENT DOCUMENTS

(\*) Notice: Subject to any disclaimer, the term of this patent is extended or adjusted under 35 U.S.C. 154(b) by 0 days.

AU 741362 B2 11/2001  
 CA 2274910 C 7/2005  
 (Continued)

This patent is subject to a terminal disclaimer.

OTHER PUBLICATIONS

(21) Appl. No.: **15/438,458**

Ilango et al. (In-vitro Studies on Buccal Strips of Glibenclamide using Chitosan, Indian J. Pharm. Sci, 1997, 59(5) pp. 232-235).\*  
 (Continued)

(22) Filed: **Feb. 21, 2017**

(65) **Prior Publication Data**

US 2017/0224628 A1 Aug. 10, 2017

**Related U.S. Application Data**

*Primary Examiner* — Robert A Wax  
*Assistant Examiner* — Melissa S Mercier  
 (74) *Attorney, Agent, or Firm* — Hoffmann & Baron, LLP

(60) Continuation of application No. 15/342,448, filed on Nov. 3, 2016, which is a continuation of application (Continued)

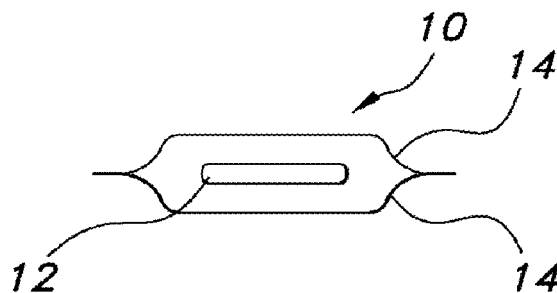
(57) **ABSTRACT**

(51) **Int. Cl.**  
**A61K 9/70** (2006.01)  
**A61K 47/34** (2017.01)  
 (Continued)

The present invention relates to rapid dissolve thin film drug delivery compositions for the oral administration of active components. The active components are provided as taste-masked or controlled-release coated particles uniformly distributed throughout the film composition. The compositions may be formed by wet casting methods, where the film is cast and controllably dried, or alternatively by an extrusion method.

(52) **U.S. Cl.**  
 CPC ..... **A61K 9/7007** (2013.01); **A61K 9/006** (2013.01); **A61K 31/138** (2013.01);  
 (Continued)

**34 Claims, 34 Drawing Sheets**



## US 9,931,305 B2

Page 2

## Related U.S. Application Data

No. 14/572,173, filed on Dec. 16, 2014, now abandoned, which is a continuation of application No. 14/032,588, filed on Sep. 20, 2013, now abandoned, which is a division of application No. 11/775,484, filed on Jul. 10, 2007, now Pat. No. 8,603,514, which is a continuation-in-part of application No. 10/856,176, filed on May 28, 2004, now Pat. No. 7,666,337, and a continuation-in-part of application No. 10/768,809, filed on Jan. 30, 2004, now Pat. No. 7,357,891, said application No. 11/775,484 is a continuation-in-part of application No. 10/768,809, and a continuation-in-part of application No. PCT/US02/32542, filed on Oct. 11, 2002, and a continuation-in-part of application No. PCT/US02/32575, filed on Oct. 11, 2002, and a continuation-in-part of application No. PCT/US02/32594, filed on Oct. 11, 2002, said application No. 15/342,448 is a continuation-in-part of application No. 14/945,181, filed on Nov. 18, 2015, now abandoned, which is a continuation of application No. 11/092,217, filed on Mar. 29, 2005, now abandoned, which is a continuation of application No. 10/074,272, filed on Feb. 14, 2002, now Pat. No. 7,425,292.

(60) Provisional application No. 60/473,902, filed on May 28, 2003, provisional application No. 60/443,741, filed on Jan. 30, 2003, provisional application No. 60/371,940, filed on Apr. 11, 2002, provisional application No. 60/328,868, filed on Oct. 12, 2001, provisional application No. 60/386,937, filed on Jun. 7, 2002, provisional application No. 60/414,276, filed on Sep. 27, 2002.

## (51) Int. Cl.

*A61K 47/32* (2006.01)  
*A61K 31/567* (2006.01)  
*A61K 31/138* (2006.01)  
*A61K 31/635* (2006.01)  
*A61K 31/44* (2006.01)  
*A61K 31/7048* (2006.01)  
*A61K 31/4545* (2006.01)  
*A61K 31/192* (2006.01)  
*A61K 9/00* (2006.01)  
*A61K 47/38* (2006.01)

## (52) U.S. Cl.

CPC ..... *A61K 31/192* (2013.01); *A61K 31/44* (2013.01); *A61K 31/4545* (2013.01); *A61K 31/567* (2013.01); *A61K 31/635* (2013.01); *A61K 31/7048* (2013.01); *A61K 47/32* (2013.01); *A61K 47/34* (2013.01); *A61K 47/38* (2013.01)

## (56) References Cited

## U.S. PATENT DOCUMENTS

476,085 A 5/1892 Smith  
 492,417 A 2/1893 McAlister  
 503,070 A 8/1893 Broadwell et al.  
 596,302 A 12/1897 McMahan  
 688,446 A 10/1901 Stempel, Jr.  
 1,110,546 A 9/1914 Hewitt  
 1,827,354 A 10/1931 Cooper  
 2,142,537 A 1/1939 Tiaxa  
 2,277,038 A 3/1942 Curtis  
 2,352,691 A 7/1944 Curtis  
 2,376,656 A 5/1945 Leonia

2,501,544 A 3/1950 Shrontz  
 2,612,165 A 9/1952 Szukerski  
 2,980,554 A 4/1961 Gentile et al.  
 3,007,848 A 11/1961 Stroop  
 3,044,338 A 7/1962 Horton et al.  
 3,131,068 A 4/1964 Grief  
 3,142,217 A 7/1964 Busse  
 3,189,174 A 6/1965 Cormack  
 3,237,596 A 3/1966 Grass, Jr. et al.  
 3,242,959 A 3/1966 Glass  
 3,249,109 A 5/1966 Maeth et al.  
 3,324,754 A 6/1967 Peavy  
 3,370,497 A 2/1968 Busse  
 3,419,137 A 12/1968 Walck, III  
 3,444,858 A 5/1969 Russell  
 3,451,539 A 6/1969 Wysocki  
 3,536,809 A 10/1970 Applezweig  
 3,539,605 A 11/1970 Oberhofer  
 3,551,556 A 12/1970 Kliment et al.  
 3,598,122 A 8/1971 Zaffaroni  
 3,610,248 A 10/1971 Davidson  
 3,625,351 A 12/1971 Eisenberg  
 3,632,740 A 1/1972 Robinson et al.  
 3,640,741 A 2/1972 Etes  
 3,641,237 A 2/1972 Gould et al.  
 3,650,461 A 3/1972 Hutcheson  
 3,677,866 A 7/1972 Pickett et al.  
 3,731,683 A 5/1973 Zaffaroni  
 3,753,732 A 8/1973 Boroshok  
 3,755,558 A 8/1973 Scribner  
 3,768,725 A 10/1973 Pilaro  
 3,795,527 A 3/1974 Stone et al.  
 3,797,494 A 3/1974 Zaffroni  
 3,809,220 A 5/1974 Arcudi  
 3,814,095 A 6/1974 Lubens  
 3,825,014 A 7/1974 Wroten  
 3,835,995 A 9/1974 Haines  
 3,840,657 A 10/1974 Norfleet  
 3,892,905 A 7/1975 Albert  
 3,911,099 A 10/1975 DeFoney et al.  
 3,933,245 A 1/1976 Mullen  
 3,972,995 A 8/1976 Tsuk et al.  
 3,979,839 A 9/1976 Blanie  
 3,996,934 A 12/1976 Zaffaroni  
 3,998,215 A 12/1976 Anderson et al.  
 4,015,023 A 3/1977 Lamberti et al.  
 4,022,924 A 5/1977 Mitchell et al.  
 4,029,757 A 6/1977 Mlodozieniec et al.  
 4,029,758 A 6/1977 Mlodozieniec et al.  
 4,031,200 A 6/1977 Reif  
 4,049,848 A 9/1977 Goodale et al.  
 4,053,046 A 10/1977 Roark  
 4,067,116 A 1/1978 Bryner et al.  
 4,105,116 A 8/1978 Jones et al.  
 4,123,592 A 10/1978 Rainer et al.  
 4,126,503 A 11/1978 Gardner  
 4,128,445 A 12/1978 Sturzenegger et al.  
 4,136,145 A 1/1979 Fuchs et al.  
 4,136,162 A 1/1979 Fuchs et al.  
 4,139,627 A 2/1979 Lane et al.  
 4,202,966 A 5/1980 Misaki et al.  
 4,226,848 A 10/1980 Nagai et al.  
 4,249,531 A 2/1981 Heller et al.  
 4,251,400 A 2/1981 Columbus  
 4,251,561 A 2/1981 Gajewski  
 4,284,194 A 8/1981 Flatau  
 4,284,534 A 8/1981 Ehrlich  
 4,292,299 A 9/1981 Suzuki et al.  
 4,294,820 A 10/1981 Keith et al.  
 4,302,465 A 11/1981 Ekenstam et al.  
 4,307,075 A 12/1981 Martin  
 4,307,117 A 12/1981 Leshik  
 4,325,855 A 4/1982 Dickmann et al.  
 4,341,563 A 7/1982 Kurihara et al.  
 4,365,423 A 12/1982 Arter et al.  
 4,373,036 A 2/1983 Chang et al.  
 4,390,450 A 6/1983 Gibson et al.  
 4,406,708 A 9/1983 Hesselgren  
 4,432,975 A 2/1984 Libby

## US 9,931,305 B2

Page 3

(56)

## References Cited

## U.S. PATENT DOCUMENTS

4,438,258	A	3/1984	Graham	4,910,247	A	3/1990	Haldar et al.
4,451,260	A	5/1984	Mitra	4,915,950	A	4/1990	Miranda et al.
4,460,532	A	7/1984	Cornell	4,925,670	A	5/1990	Schmidt
4,460,562	A	7/1984	Keith et al.	4,927,634	A	5/1990	Sorrentino et al.
4,466,973	A	8/1984	Rennie	4,927,636	A	5/1990	Hijiya et al.
4,478,658	A	10/1984	Wittwer	4,929,447	A	5/1990	Yang
4,483,846	A	11/1984	Koide et al.	4,937,078	A	6/1990	Mezei et al.
4,503,070	A	3/1985	Eby, III	4,940,587	A	7/1990	Jenkins et al.
4,511,592	A	4/1985	Percel et al.	4,948,580	A	8/1990	Browning
4,515,162	A	5/1985	Yamamoto et al.	4,958,580	A	9/1990	Asaba et al.
4,517,173	A	5/1985	Kizawa et al.	4,978,531	A	12/1990	Yamazaki et al.
4,529,301	A	7/1985	Rountree	4,980,169	A	12/1990	Oppenheimer et al.
4,529,601	A	7/1985	Broberg et al.	4,981,693	A	1/1991	Higashi et al.
4,529,748	A	7/1985	Wienecke	4,981,875	A	1/1991	Leusner et al.
4,552,751	A	* 11/1985	Inaba ..... A61K 9/7092 424/449	4,993,586	A	2/1991	Taulbee et al.
4,562,020	A	12/1985	Hijiya et al.	5,023,082	A	6/1991	Friedman et al.
4,568,535	A	2/1986	Loesche	5,023,271	A	6/1991	Vigne et al.
4,569,837	A	2/1986	Suzuki et al.	5,024,701	A	6/1991	Desmarais
4,572,832	A	2/1986	Kigasawa et al.	5,025,692	A	6/1991	Reynolds
4,582,835	A	4/1986	Lewis et al.	5,028,632	A	7/1991	Fuisz
4,585,452	A	4/1986	Sablotsky	5,044,241	A	9/1991	Labrecque
4,588,592	A	5/1986	Elias	5,044,761	A	9/1991	Yuhki et al.
4,593,053	A	6/1986	Jevne et al.	5,045,445	A	9/1991	Schultz
4,598,089	A	7/1986	Hadvary et al.	5,047,244	A	9/1991	Sanvordeker et al.
4,608,249	A	8/1986	Otsuka et al.	5,049,322	A	9/1991	Devissaguet et al.
4,613,497	A	9/1986	Chavkin	5,056,584	A	10/1991	Seaton
4,615,697	A	10/1986	Robinson	5,064,717	A	11/1991	Suzuki et al.
4,619,701	A	10/1986	Angrick et al.	5,072,842	A	12/1991	White
4,621,482	A	11/1986	Crevasse et al.	5,078,734	A	1/1992	Noble
4,623,394	A	11/1986	Nakamura et al.	5,089,307	A	2/1992	Ninomiya et al.
4,631,837	A	12/1986	Magoon	5,100,591	A	3/1992	Leclef et al.
4,639,367	A	1/1987	Mackles	5,107,734	A	4/1992	Armbruster
4,648,509	A	3/1987	Alves	5,116,140	A	5/1992	Hirashima
4,659,714	A	4/1987	Watt-Smith	5,118,508	A	6/1992	Kikuchi et al.
4,661,359	A	4/1987	Seaborne et al.	5,126,160	A	6/1992	Giddey et al.
4,675,009	A	6/1987	Hymes et al.	5,137,729	A	8/1992	Kuroya et al.
4,695,465	A	9/1987	Kigasawa et al.	5,158,825	A	10/1992	Altwirth
4,704,119	A	11/1987	Shaw et al.	5,166,233	A	11/1992	Kuroya et al.
4,705,174	A	11/1987	Goglio	5,176,705	A	1/1993	Noble
4,712,460	A	12/1987	Allen et al.	5,184,771	A	2/1993	Jud et al.
4,713,239	A	12/1987	Babaian et al.	5,186,938	A	2/1993	Sablotsky et al.
4,713,243	A	12/1987	Schiraldi et al.	5,188,838	A	2/1993	Deleuil et al.
4,713,251	A	12/1987	Seighman	5,196,436	A	3/1993	Smith
4,716,802	A	1/1988	O'Connor et al.	5,229,164	A	7/1993	Pins et al.
4,722,761	A	2/1988	Cartmell et al.	5,230,441	A	7/1993	Kaufman et al.
4,727,064	A	2/1988	Pitha	5,234,957	A	8/1993	Mantelle
4,740,365	A	4/1988	Yukimatsu et al.	5,264,024	A	11/1993	Bosvot et al.
4,748,022	A	5/1988	Busciglio	5,271,940	A	12/1993	Cleary et al.
4,752,465	A	6/1988	Mackles	5,272,191	A	12/1993	Ibrahim et al.
4,762,230	A	8/1988	Croce	5,273,758	A	12/1993	Royce
4,764,378	A	8/1988	Keith et al.	5,293,699	A	3/1994	Faust et al.
4,765,983	A	8/1988	Takayanagi et al.	5,316,717	A	5/1994	Koepff et al.
4,772,470	A	9/1988	Inoue et al.	5,325,968	A	7/1994	Sowden
4,777,046	A	10/1988	Iwakura et al.	5,328,942	A	7/1994	Akhtar et al.
4,780,309	A	10/1988	Geria et al.	5,344,676	A	9/1994	Kim et al.
4,781,294	A	11/1988	Croce	5,346,701	A	9/1994	Heiber et al.
4,787,517	A	11/1988	Martin	5,354,551	A	10/1994	Schmidt
4,789,667	A	12/1988	Makino et al.	5,360,629	A	11/1994	Milbourn et al.
4,802,924	A	2/1989	Woznicki et al.	5,369,131	A	11/1994	Poli et al.
4,828,841	A	5/1989	Porter et al.	5,375,930	A	12/1994	Tani
4,849,246	A	7/1989	Schmidt	5,380,529	A	1/1995	Heusser et al.
4,851,394	A	7/1989	Kubodera	5,393,528	A	2/1995	Staab
4,860,754	A	8/1989	Sharik et al.	5,405,637	A	4/1995	Martinez et al.
4,861,632	A	8/1989	Caggiano	5,407,278	A	4/1995	Beer
RE33,093	E	10/1989	Schiraldi et al.	5,411,945	A	5/1995	Ozaki et al.
4,872,270	A	10/1989	Fronheiser et al.	5,413,792	A	5/1995	Ninomiya et al.
4,876,092	A	10/1989	Mizobuchi et al.	5,422,127	A	6/1995	Dube et al.
4,876,970	A	10/1989	Bolduc	5,423,423	A	6/1995	Sato et al.
4,880,416	A	11/1989	Horiuchi et al.	5,433,960	A	7/1995	Meyers
4,888,354	A	12/1989	Chang et al.	5,451,419	A	9/1995	Schwab et al.
4,894,232	A	1/1990	Reul et al.	5,455,043	A	10/1995	Fischel-Ghodsian
4,900,552	A	2/1990	Sanvordeker et al.	5,458,884	A	10/1995	Britton et al.
4,900,554	A	2/1990	Yangibashi et al.	5,462,749	A	10/1995	Rencher
4,900,556	A	2/1990	Wheatley et al.	5,472,704	A	12/1995	Santus et al.
				5,479,408	A	12/1995	Will
				5,489,436	A	2/1996	Hoy et al.
				5,506,046	A	4/1996	Andersen et al.
				5,506,049	A	4/1996	Swei et al.
				5,518,902	A	5/1996	Ozaki et al.

## US 9,931,305 B2

Page 4

(56)

## References Cited

## U.S. PATENT DOCUMENTS

5,529,782 A	6/1996	Staab	5,930,914 A	8/1999	Johansson et al.
5,530,861 A	6/1996	Diamant et al.	5,937,161 A	8/1999	Mulligan et al.
5,550,178 A	8/1996	Desai et al.	5,941,393 A	8/1999	Wilfong, Jr.
5,551,033 A	8/1996	Foster et al.	5,945,651 A	8/1999	Chorosinski et al.
5,552,152 A	9/1996	Shen	5,948,430 A	9/1999	Zerbe et al.
5,553,835 A	9/1996	Dresie et al.	5,955,097 A	9/1999	Tapolsky et al.
5,560,538 A	10/1996	Sato et al.	5,965,154 A	10/1999	Haralambopoulos
5,567,237 A	10/1996	Kapp-Schwoerer et al.	5,980,554 A	11/1999	Lenker et al.
5,567,431 A	10/1996	Vert et al.	5,992,742 A	11/1999	Sullivan et al.
5,573,783 A	11/1996	Desieno et al.	5,995,597 A	11/1999	Woltz et al.
5,582,342 A	12/1996	Jud	6,004,996 A	12/1999	Shah et al.
5,587,175 A	12/1996	Viegas et al.	6,024,975 A	2/2000	D'Angelo et al.
5,588,009 A	12/1996	Will	6,030,616 A	2/2000	Waters et al.
5,589,357 A	12/1996	Martinez et al.	6,031,895 A	2/2000	Cohn et al.
5,593,697 A	1/1997	Barr et al.	6,036,016 A	3/2000	Arnold
5,595,980 A	1/1997	Brode et al.	6,047,484 A	4/2000	Bolland et al.
5,601,605 A	2/1997	Crowe et al.	6,051,253 A	4/2000	Zettler et al.
5,605,696 A	2/1997	Eury et al.	6,054,119 A	4/2000	Hurme et al.
5,605,698 A	2/1997	Ueno	6,064,990 A	5/2000	Goldsmith
5,613,779 A	3/1997	Niwa	6,072,100 A	6/2000	Mooney et al.
5,614,212 A	3/1997	D'Angelo et al.	6,074,097 A	6/2000	Hayashi et al.
5,620,757 A	4/1997	Ninomiya et al.	6,077,558 A	6/2000	Euber
5,629,003 A	5/1997	Horstmann et al.	6,090,401 A	7/2000	Gowan, Jr. et al.
5,629,021 A	5/1997	Wright	6,099,871 A	8/2000	Martinez
5,633,006 A	5/1997	Catania et al.	6,103,266 A	8/2000	Tapolsky et al.
5,641,093 A	6/1997	Dolin et al.	6,106,930 A	8/2000	Ludwig
5,641,536 A	6/1997	Lech et al.	6,143,276 A	11/2000	Unger
D380,836 S	7/1997	Fitzpatrick et al.	6,148,708 A	11/2000	Pfeiffer
5,647,431 A	7/1997	Takeshita et al.	6,152,007 A	11/2000	Sato
5,653,993 A	8/1997	Ghanta et al.	6,153,210 A	11/2000	Roberts et al.
5,656,296 A	8/1997	Khan et al.	6,153,220 A	11/2000	Cumming et al.
5,656,297 A	8/1997	Bernstein et al.	6,159,498 A	12/2000	Tapolsky et al.
5,670,168 A	9/1997	Baichwal et al.	6,161,129 A	12/2000	Rochkind
5,679,145 A	10/1997	Andersen et al.	6,177,066 B1	1/2001	Pataut et al.
5,681,873 A	10/1997	Norton et al.	6,177,092 B1	1/2001	Lentini et al.
5,689,550 A	11/1997	Garson et al.	6,177,096 B1	1/2001	Zerbe et al.
5,698,181 A	12/1997	Luo	6,183,808 B1	2/2001	Grillo et al.
5,698,217 A	12/1997	Wilking	6,197,329 B1	3/2001	Hermelin et al.
5,700,478 A	12/1997	Biegajski et al.	6,203,566 B1	3/2001	Alanen et al.
5,700,479 A	12/1997	Lundgren	6,219,694 B1	4/2001	Lazaridis et al.
5,725,648 A	3/1998	Brown et al.	6,221,402 B1	4/2001	Itoh et al.
5,733,575 A	3/1998	Mehra et al.	6,227,359 B1	5/2001	Truluck
5,738,211 A	4/1998	Ichino et al.	6,230,894 B1	5/2001	Danville
5,742,905 A	4/1998	Pepe et al.	6,231,957 B1	5/2001	Zerbe et al.
5,750,145 A	5/1998	Patell	6,238,700 B1	5/2001	Dohner et al.
5,750,157 A	5/1998	Grosswald et al.	6,264,981 B1	7/2001	Zhang et al.
5,750,585 A	5/1998	Park et al.	6,267,808 B1	7/2001	Grillo et al.
5,759,599 A	6/1998	Wampler et al.	6,268,048 B1	7/2001	Topolkarav et al.
5,761,525 A	6/1998	Williams	6,284,264 B1	9/2001	Zerbe et al.
5,764,639 A	6/1998	Staples et al.	6,287,595 B1	9/2001	Loewy et al.
5,764,899 A	6/1998	Eggleston et al.	6,294,206 B1	9/2001	Barrett-Reis et al.
5,765,004 A	6/1998	Foster et al.	6,311,627 B1	11/2001	Draper et al.
5,766,332 A	6/1998	Graves et al.	6,338,407 B2	1/2002	Danville
5,766,525 A	6/1998	Andersen et al.	6,344,088 B1	2/2002	Kamikihara et al.
5,766,620 A	6/1998	Heiber et al.	6,374,715 B1	4/2002	Takatsuka
5,766,839 A	6/1998	Johnson et al.	6,375,963 B1	4/2002	Repka et al.
5,771,353 A	6/1998	Eggleston et al.	6,391,294 B1	5/2002	Dettmar et al.
5,785,180 A	7/1998	Dressel et al.	6,394,306 B1	5/2002	Pawlo et al.
5,792,494 A	8/1998	Kanca et al.	6,395,299 B1	5/2002	Babich et al.
5,800,832 A	9/1998	Tapolsky et al.	6,413,792 B1	7/2002	Sauer et al.
5,806,284 A	9/1998	Gifford	6,419,903 B1	7/2002	Xu et al.
5,815,398 A	9/1998	Dighe et al.	6,419,906 B1	7/2002	Xu et al.
5,822,526 A	10/1998	Waskiewicz	6,428,825 B2	8/2002	Sharma et al.
5,830,437 A	11/1998	Ascione et al.	6,432,460 B1	8/2002	Zietlow et al.
5,830,884 A	11/1998	Kasica et al.	6,436,464 B1	8/2002	Euber
5,846,557 A	12/1998	Eisenstadt et al.	6,454,788 B1	9/2002	Ashton
5,847,023 A	12/1998	Viegas et al.	6,467,621 B1	10/2002	Ishida
5,862,915 A	1/1999	Plezia et al.	6,468,516 B1	10/2002	Geria et al.
5,864,684 A	1/1999	Nielsen	6,472,003 B2	10/2002	Barrett-Reis et al.
5,881,476 A	3/1999	Strobush et al.	6,482,517 B1	11/2002	Anderson
5,891,461 A	4/1999	Jona et al.	6,488,963 B1	12/2002	McGinity et al.
5,891,845 A	4/1999	Myers	6,495,599 B2	12/2002	Auestad et al.
5,894,930 A	4/1999	Faughey et al.	6,503,532 B1	1/2003	Murty et al.
5,900,247 A	5/1999	Rault et al.	6,509,072 B2	1/2003	Bening et al.
5,906,742 A	5/1999	Wang et al.	6,534,090 B2	3/2003	Puthli et al.
			6,534,092 B2	3/2003	Wright
			6,552,024 B1	4/2003	Chen et al.
			6,562,375 B1	5/2003	Sako et al.
			6,575,999 B1	6/2003	Rohrig

## US 9,931,305 B2

Page 5

(56)

## References Cited

U.S. PATENT DOCUMENTS							
6,589,576	B2	7/2003	Borschel et al.	2003/0118649	A1	6/2003	Gao et al.
6,592,887	B2	7/2003	Zerbe et al.	2003/0121932	A1	7/2003	Wajda
6,596,298	B2	7/2003	Leung et al.	2003/0124176	A1	7/2003	Hsu et al.
6,596,302	B2	7/2003	O'Connor et al.	2003/0140760	A1	7/2003	Bory
6,599,542	B1	7/2003	Abdel-Malik et al.	2003/0147956	A1	8/2003	Shefer et al.
6,610,338	B2	8/2003	Tang	2003/0161926	A1	8/2003	Kemp et al.
6,620,440	B1	9/2003	Hsia et al.	2003/0183643	A1	10/2003	Fagen et al.
6,655,112	B1	12/2003	Cremer et al.	2003/0224044	A1	12/2003	Weibel
6,656,493	B2	12/2003	Dzija et al.	2004/0013731	A1	1/2004	Chen et al.
6,660,292	B2	12/2003	Zerbe et al.	2004/0024003	A1	2/2004	Asmussen et al.
6,667,060	B1	12/2003	Vandecruys et al.	2004/0044367	A1	3/2004	Yancy
6,668,839	B2	12/2003	Williams	2004/0058457	A1	3/2004	Huang et al.
6,708,826	B1	3/2004	Ginsberg et al.	2004/0091677	A1	5/2004	Topolkaev
6,709,671	B2	3/2004	Zerbe et al.	2004/0096569	A1	5/2004	Barkalov et al.
6,720,006	B2	4/2004	Hanke et al.	2004/0102867	A1	5/2004	Palanisamy et al.
6,726,054	B2	4/2004	Fagen et al.	2004/0111275	A1	6/2004	Kroll et al.
6,730,319	B2	5/2004	Maeder et al.	2004/0120991	A1	6/2004	Gardner et al.
6,752,824	B2	6/2004	Yancy	2004/0136924	A1	7/2004	Boyd et al.
6,776,157	B2	8/2004	Williams et al.	2004/0137458	A1	7/2004	Archambault et al.
6,797,283	B1	9/2004	Edgren et al.	2004/0156901	A1	8/2004	Thakur et al.
6,800,329	B2	10/2004	Horstmann et al.	2004/0191302	A1	9/2004	Davidson
6,824,829	B2	11/2004	Berry et al.	2004/0209057	A1	10/2004	Enlow et al.
6,865,860	B2	3/2005	Arakawa et al.	2004/0219109	A1	11/2004	Hatch
6,905,016	B2	6/2005	Kanios et al.	2004/0241242	A1	12/2004	Fuisz et al.
6,913,766	B1	7/2005	Krumme et al.	2005/0003048	A1	1/2005	Pearce et al.
6,929,399	B2	8/2005	Nokura	2005/0011776	A1	1/2005	Nagel
6,929,400	B2	8/2005	Razeti et al.	2005/0019588	A1	1/2005	Berry et al.
7,005,142	B2	2/2006	Leon et al.	2005/0035133	A1	2/2005	Gerulski et al.
7,040,503	B2	5/2006	Leichter et al.	2005/0037055	A1	2/2005	Yang et al.
7,067,116	B1 *	6/2006	Bess ..... A61K 9/0056 424/439	2005/0048102	A1	3/2005	Tapolsky et al.
7,093,736	B2	8/2006	Maietta et al.	2005/0055123	A1	3/2005	Franz
7,115,507	B2	10/2006	Kawase	2005/0089548	A1	4/2005	Virgalitto et al.
7,179,788	B2	2/2007	DeFelippis et al.	2005/0095272	A1	5/2005	Augello
7,241,411	B2	7/2007	Berry et al.	2005/0115862	A1	6/2005	Maietta
7,357,891	B2	4/2008	Yang et al.	2005/0118217	A1	6/2005	Bamhart et al.
7,390,503	B1	6/2008	Ahmed et al.	2005/0118271	A1	6/2005	Schliecker et al.
7,425,292	B2	9/2008	Yang et al.	2005/0136115	A1	6/2005	Kulkarni et al.
7,428,859	B2	9/2008	Fujita et al.	2005/0147658	A1	7/2005	Tapolsky et al.
7,484,640	B2	2/2009	von Falkenhausen et al.	2005/0163714	A1	7/2005	Sukhishvili et al.
7,531,191	B2	5/2009	Zion et al.	2005/0170138	A1	8/2005	Berry
7,579,019	B2	8/2009	Tapolsky et al.	2005/0191349	A1	9/2005	Boehm et al.
7,591,801	B2	9/2009	Brauker et al.	2005/0192309	A1	9/2005	Palermo et al.
7,665,896	B1	2/2010	Higgs	2005/0214251	A1	9/2005	Pohl et al.
7,666,337	B2 *	2/2010	Yang ..... A61K 8/0216 264/172.19	2005/0222781	A1	10/2005	Yue et al.
7,694,617	B2	4/2010	Habra et al.	2005/0232977	A1	10/2005	Khan et al.
7,824,588	B2	11/2010	Yang et al.	2005/0239845	A1	10/2005	Proehl et al.
7,910,031	B2	3/2011	Yang et al.	2006/0023976	A1	2/2006	Alvater et al.
8,017,150	B2	9/2011	Yang et al.	2006/0039958	A1	2/2006	Fuisz et al.
8,051,983	B2	11/2011	Simon et al.	2006/0071057	A1	4/2006	Aschenbrenner et al.
8,147,866	B2	4/2012	Finn et al.	2006/0073190	A1	4/2006	Carroll et al.
8,603,514	B2 *	12/2013	Yang ..... A61K 9/0056 424/435	2006/0083786	A1	4/2006	Chaudhari et al.
2001/0006677	A1	7/2001	McGinity et al.	2006/0093679	A1	5/2006	Mayer et al.
2001/0022964	A1	9/2001	Leung et al.	2006/0104910	A1	5/2006	Lerner
2001/0046511	A1	11/2001	Zerbe et al.	2006/0147493	A1	7/2006	Yang et al.
2002/0006677	A1	1/2002	Egermeier et al.	2006/0163269	A1	7/2006	Anderson et al.
2002/0012689	A1	1/2002	Stillman	2006/0180604	A1	8/2006	Ginsberg et al.
2002/0045582	A1	4/2002	Margolin et al.	2006/0182796	A1	8/2006	Wu et al.
2002/0098198	A1	7/2002	Watts et al.	2006/0189772	A1	8/2006	Scheibel et al.
2002/0104774	A1	8/2002	Hammond	2006/0198790	A1	9/2006	Dugger, III et al.
2002/0127254	A1	9/2002	Fotinos et al.	2006/0198885	A1	9/2006	Dharmadhikari et al.
2002/0131990	A1	9/2002	Barkalov et al.	2006/0210610	A1	9/2006	Davidson et al.
2002/0147201	A1	10/2002	Chen et al.	2006/0213348	A1	9/2006	Loibl
2002/0170567	A1	11/2002	Rizzotto et al.	2006/0215941	A1	9/2006	Golbert
2002/0177380	A1	11/2002	Forman et al.	2006/0246141	A1	11/2006	Liversidge et al.
2003/0035841	A1	2/2003	Dzija et al.	2006/0264448	A1	11/2006	Pryde
2003/0044511	A1	3/2003	Zerbe et al.	2006/0281775	A1	12/2006	Kelly, II et al.
2003/0054039	A1	3/2003	Zyck et al.	2006/0286108	A1	12/2006	Bell
2003/0068378	A1	4/2003	Chen et al.	2007/0027213	A1	2/2007	Oberegger et al.
2003/0069263	A1	4/2003	Breder et al.	2007/0045148	A1	3/2007	Saclier et al.
2003/0072865	A1	4/2003	Bindels et al.	2007/0069416	A1	3/2007	Yang et al.
2003/0077315	A1	4/2003	Lee et al.	2007/0087036	A1	4/2007	Durschlag et al.
2003/0107149	A1	6/2003	Yang et al.	2007/0098746	A1	5/2007	Nichols et al.
				2007/0122455	A1	5/2007	Myers et al.
				2007/0138049	A1	6/2007	Bitner
				2007/0148097	A1	6/2007	Finn et al.
				2007/0170196	A1	7/2007	Libohova et al.
				2007/0205127	A1	9/2007	Barndt et al.
				2007/0231368	A1	10/2007	Wang et al.
				2007/0267433	A1	11/2007	Fuisz et al.

## US 9,931,305 B2

Page 6

(56) References Cited				EP	0514691 B1	1/1996
U.S. PATENT DOCUMENTS				EP	0598606 B1	6/1999
2007/0281003	A1	12/2007	Fuisz et al.	EP	1143940	7/2000
2008/0044454	A1	2/2008	Yang et al.	EP	1110546 A1	6/2001
2008/0057087	A1*	3/2008	Krumme ..... A61K 9/0056 424/400	EP	1177788 A2	2/2002
2008/0073235	A1	3/2008	Harada et al.	EP	1219291 A1	3/2002
2008/0075825	A1	3/2008	Fuisz et al.	EP	1243523 A1	9/2002
2008/0081071	A1	4/2008	Sanghvi et al.	EP	0949925 B1	1/2004
2008/0105582	A1	5/2008	Ludwig et al.	EP	1504765 A1	2/2005
2008/0233174	A1	9/2008	Myers et al.	EP	1267829 B1	5/2006
2008/0242558	A1	10/2008	Belcher et al.	EP	1674078 A2	6/2006
2008/0242736	A1	10/2008	Fuisz	EP	1852041 A2	11/2007
2008/0254105	A1	10/2008	Tapolsky et al.	EP	1897543 A1	3/2008
2008/0260805	A1	10/2008	Yang et al.	EP	1591106 B1	7/2009
2008/0260809	A1	10/2008	Yang et al.	EP	2105389 A1	9/2009
2008/0268116	A1	10/2008	Kring	EP	2253224 A1	11/2010
2008/0290106	A1	11/2008	van der Klaauw et al.	EP	2305310 A1	4/2011
2008/0299197	A1	12/2008	Toneguzzo et al.	FR	2716098 A1	8/1995
2008/0300173	A1	12/2008	DeFrees	GB	1061557	3/1967
2008/0308449	A1	12/2008	Intini	GB	1154317	6/1969
2009/0004254	A1	1/2009	Maibach	GB	1510999	5/1978
2009/0009332	A1	1/2009	Nunez et al.	GB	2166651 A	5/1986
2009/0014491	A1	1/2009	Fuisz et al.	GB	2447016 A	9/2009
2009/0029074	A1	1/2009	Sasine et al.	JP	56100714 A	8/1981
2009/0074333	A1	3/2009	Griebel et al.	JP	62126950 A	6/1987
2009/0104270	A1	4/2009	Myers et al.	JP	2265444 A	10/1990
2009/0146336	A1	6/2009	Masi	JP	473268 A	3/1992
2009/0181075	A1	7/2009	Gordon et al.	JP	5147140 A	6/1993
2009/0192075	A1	7/2009	Steiner	JP	7322812 A	12/1995
2009/0196907	A1	8/2009	Bunick et al.	JP	11255247 A	9/1999
2009/0297614	A1	12/2009	Rademacher et al.	JP	2000159658 A	6/2000
2010/0015128	A1	1/2010	Lee et al.	JP	2001048196 A	2/2001
2010/0087470	A1	4/2010	Oksche et al.	JP	2001225851 A	8/2001
2010/0092545	A1	4/2010	Yang et al.	JP	2001279100 A	10/2001
2010/0178254	A1	7/2010	Hariharan et al.	JP	2003312688 A	11/2003
2010/0221309	A1	9/2010	Myers et al.	JP	2004222663 A	8/2004
2010/0297232	A1	11/2010	Myers et al.	JP	2006143335 A	6/2006
2011/0189259	A1	8/2011	Vasisht et al.	JP	2008011194 A	1/2008
2011/0262522	A1	10/2011	Finn et al.	WO	1988007103	9/1988
FOREIGN PATENT DOCUMENTS				WO	9105540 A1	5/1991
CA	2317491 C	6/2008		WO	1992012704	8/1992
CH	639619 A5	11/1983		WO	9215289 A1	9/1992
CN	1118254 A	3/1996		WO	9505416 A2	2/1995
DE	2746414 A1	4/1979		WO	9518046 A1	7/1995
DE	2449865 B2	6/1981		WO	1995023596	9/1995
DE	2432925 C3	11/1985		WO	9530601 A1	11/1995
DE	3630603 C2	6/1989		WO	9615903 A1	5/1996
DE	19646392 A1	5/1998		WO	9625150 A1	8/1996
DE	202004003781 U1	5/2004		WO	1996025638	8/1996
EP	0014253 A2	8/1980		WO	9731621 A1	9/1997
EP	0021178 B1	1/1981		WO	9732573 A1	9/1997
EP	0090560 A2	10/1983		WO	1997044016	11/1997
EP	0095892 A1	12/1983		WO	9810993 A1	3/1998
EP	0065370 B1	1/1985		WO	9817251 A1	4/1998
EP	0248548 B1	5/1987		WO	1998014179	4/1998
EP	0232877 A2	8/1987		WO	9935051 A1	7/1999
EP	0241178	10/1987		WO	9955312 A2	11/1999
EP	0285568 A2	3/1988		WO	200002536	1/2000
EP	0274431 A2	7/1988		WO	2000002955	1/2000
EP	0219762 B1	12/1990		WO	0018365 A2	4/2000
EP	0259749 B1	8/1991		WO	2000/027618 A1	5/2000
EP	0200508 B1	10/1991		WO	0024647 A1	5/2000
EP	0241178 B1	1/1992		WO	0042992 A2	7/2000
EP	0514691 A2	4/1992		WO	WO0042992 *	7/2000
EP	0273069 B1	10/1992		WO	2000057858	10/2000
EP	0250187 B1	9/1993		WO	2001003917 A2	1/2001
EP	0452446 B1	12/1993		WO	0130288 A1	5/2001
EP	0598606 A1	5/1994		WO	2001034121	5/2001
EP	0381194 B1	8/1994		WO	0143728 A1	6/2001
EP	0440462 B1	12/1994		WO	0156904 A1	8/2001
EP	0636364 A1	1/1995		WO	0168452 A1	9/2001
EP	0450141 B1	5/1995		WO	0170194 A1	9/2001
EP	0460588 B1	8/1995		WO	0170197 A2	9/2001
				WO	0191721 A2	12/2001
				WO	0205789 A2	1/2002
				WO	0207711 A1	1/2002
				WO	2002005820 A1	1/2002
				WO	2006017462 A2	2/2002
				WO	0243657 A2	6/2002



## US 9,931,305 B2

Page 7

(56)

## References Cited

## FOREIGN PATENT DOCUMENTS

WO 2002/064148 A2 8/2002  
 WO 02062315 A1 8/2002  
 WO 02074238 A2 9/2002  
 WO 02091965 A1 11/2002  
 WO 03011259 A1 2/2003  
 WO 03015749 A1 2/2003  
 WO 03030881 A1 4/2003  
 WO 03030882 A1 4/2003  
 WO 03030883 A1 4/2003  
 WO 03043659 A1 5/2003  
 WO 2003/101357 A1 12/2003  
 WO 2004009445 A2 1/2004  
 WO 2004035407 A1 4/2004  
 WO 2004043165 A1 5/2004  
 WO 2004045305 A2 6/2004  
 WO 2004045537 A2 6/2004  
 WO 2004052335 A1 6/2004  
 WO 2004060298 A2 7/2004  
 WO 2004087084 A1 10/2004  
 WO 2004113193 A1 12/2004  
 WO 2005020933 A2 3/2005  
 WO 2005035776 A2 4/2005  
 WO 2005039499 A2 5/2005  
 WO 2005074867 A1 8/2005  
 WO 2005102287 A2 11/2005  
 WO 2005102863 A1 11/2005  
 WO 2005123074 A1 12/2005  
 WO 2006004480 A1 1/2006  
 WO 2006031209 A1 3/2006  
 WO 2006037979 A2 4/2006  
 WO 2006039264 A1 4/2006  
 WO 2006037425 A1 8/2006  
 WO 2006085210 A1 8/2006  
 WO 2006133948 A2 12/2006  
 WO 2007015105 A2 2/2007  
 WO 2007067494 A1 6/2007  
 WO 2007070632 A2 6/2007  
 WO 2008011194 A2 1/2008  
 WO 2008025791 A1 3/2008  
 WO 2008036299 A2 3/2008  
 WO 2008040534 A2 4/2008  
 WO 2009044118 A2 4/2009  
 WO 2009052421 A1 4/2009  
 WO 2009027625 A2 5/2009  
 WO 2009105540 A1 8/2009

## OTHER PUBLICATIONS

Blank, Z. et al., "Structural studies of organic gels by SEM", *J. Material Science* 9:1815-1822 (1974).  
 CAS Presents, "Common Chemistry", <http://www.commonchemistry.org/ChemicalDetail.aspx?ref=25322-68-3&terms=polyeth..Oct. 28, 2009>.  
 Huus et al., "Thermal Dissociation and Unfolding of Insulin", *Biochemistry*, 44: 11171-11177 (2005).  
 Steiner et al., "Organic Derivatives of Alginate Acid", *Industrial and Engineering Chemistry*; 43(9): 2073-2077 (1951).  
 Verdampfung, Kristallisation, Trocknung (Gnielinski, V. et al., (Eds.)), pp. 161-181 (Vieweg & Sohn Verlagsgesellschaft mbH 1993). (partial English translation included.).  
 Giunchedi, P. and Conte, U., "Spray-drying as a preparation method of microparticulate drug delivery systems : an overview," *S.T.P. Pharma. Sciences* 6(4):276-290 (1995).  
 Guo, J.H. and Zerbe, H., "Water Soluble Film for Oral Administration," *The 24th International Symposium on Controlled Release of Bioactive Materials*, pp. 227-229 (Paper No. 5001-5003) (1997).  
 The Theory and Practice of Industrial Pharmacy (3rd Ed.) (Lachman, L. et al. (eds.)), pp. 47-48, 51, 57, 64, 123-127, 346-369, 453-454, 461, 470, 479, 484, 491-492, 654-655 (1986).  
 Physical Pharmacy (4th Ed.) (Martin, A. et al. (eds.)), pp. 423, 430-434, 453, 461, 484, 557-558, 560, 565-567 (1993).

Bioadhesive Drug Delivery Systems (Lenaerts, V. and Gurny, R. (eds.)), Ch. 6, pp. 106-136 (1990).  
 Introductory Polymer Chemistry (Misra, G.S. (ed.)), Ch. 6, pp. 98-118 (1993).  
 Nishaoka, Y. et al., "Laser Diffraction Estimation of Particle Size Distribution of Slightly Water-Soluble Drugs Coexisting with Additives: Application to Solid Dosage Forms," *Chem. Pharm. Bull.* 40(6):1563-1568 (1992).  
 Perumal, V.A. and Govender, T., "Investigating a New Approach to Film Casting for Enhanced Drug Content Uniformity in Polymeric Films," *Drug Development and Industrial Pharmacy*, 34:1034-1047 (2008).  
 Remington's Pharmaceutical Sciences (17th Ed.) (Gennaro, A.R. (ed.)), Ch. 37, pp. 713-740 (1985).  
 Shu, X.Z., et al., "Novel pH-sensitive citrate cross-linked chitosan film drug controlled release," *Int. J. Pharmaceutics* 212:19-28 (2001).  
 "Adsorption at Solid Surfaces," *Encyclopedia of Pharmaceutical Technology* (Swarbrick (ed.)), pp. 73 (1988).  
 Textbook of Polymer Science (2nd Ed.) pp. 1-22 (Wiley 1971).  
 Thimmashetty, J. et al., "Design and In Vivo Evaluation of Carvedilol Buccal Mucoadhesive Patches," *Pak. J. Pharm. Sci.* 21(3):241-248 (2008).  
 Elemente des Apparatebaus, (Titz, H. (ed.)), pp. 546-669 (Springer-Verlag 1992). (includes partial English translation).  
 The United States Pharmacopeia (20th Rev.), pp. 3-4, 12, 16, 955-957, 1023, 1030-1031, 1412, 1451 (USP 1980).  
 Varanda, F. et al., "Solubility of Antibiotics in Different Solvents. 1. Hydrochloride Forms of Tetracycline, Moxifloxacin and Ciprofloxacin," *Ind. Eng. Chem. Res.* 45:6368-6374 (2006).  
 Pharmazeutische Technologie für Studium und Beruf (Voigt, R. (ed.)), p. 65 (Ullstein Mosby 1995).  
 Polymer Molecular Weights (Slade, P.E. (ed.)), p. 1-8 (Marcel Dekker, Inc. 1975).  
 Metallic Pigments in Polymers, p. 132 (Rapra Technology Limited 1999).  
 White, J.G., "In Situ Determination of Delavirdine Mesylate Particle Size in Solid Oral Dosage Forms," *Pharmaceutical Research* 16(4):545-548 (1999).  
 Yamamura, K. et al., "Oral Mucosal Adhesive Film Containing Local Anesthetics: In Vitro and Clinical Evaluation," *J. Biomed. Mater. Res. (Appl. Biomater.)* 43:313-317 (1998).  
 Pharmazeutische Technologie: Industrielle Herstellung und Entwicklung von Arzneimitteln (Zimmermann, I. (ed.)), p. 246 (Springer-Verlag 1998).  
 Modern coating technology systems for paper, film and foil (Shepherd, F. (ed.)), p. 5 (Emap Maclaren Ltd. 1995).  
 Index of Documents for Inter Partes Review Case No. IPR2015-00169, current as of Aug. 29, 2017.  
 Index of Documents for Inter Partes Review Case No. IPR2016-00281, current as of Aug. 29, 2017.  
 Index of Documents for Inter Partes Review Case No. IPR2016-00282, current as of Aug. 29, 2017.  
 Index of Documents for Inter Partes Review Case No. IPR2016-01111, current as of Aug. 29, 2017.  
 Index of Documents for Inter Partes Review Case No. IPR2016-01112, current as of Aug. 29, 2017.  
 Index of Documents for Inter Partes Review Case No. IPR2017-00200, current as of Aug. 29, 2017.  
 Index of Documents for Inter Partes Review Case No. IPR2017-01557, current as of Aug. 29, 2017.  
 Index of Documents for Inter Partes Review Case No. IPR2017-01582, current as of Aug. 29, 2017.  
 U.S. Appl. No. 10/074,272, filed Feb. 14, 2002.  
 U.S. Appl. No. 10/768,809, filed Jan. 30, 2004.  
 U.S. Appl. No. 10/856,176, filed May 28, 2004.  
 U.S. Appl. No. 11/092,217, filed Mar. 29, 2005.  
 U.S. Appl. No. 11/237,525, filed Sep. 28, 2005.  
 U.S. Appl. No. 11/473,356, filed Jun. 22, 2006.  
 U.S. Appl. No. 11/517,982, filed Sep. 8, 2006.  
 U.S. Appl. No. 11/526,996, filed Sep. 26, 2006.  
 U.S. Appl. No. 11/634,280, filed Dec. 8, 2006.  
 U.S. Appl. No. 11/639,013, filed Dec. 14, 2006.

## US 9,931,305 B2

Page 8

(56)

## References Cited

## OTHER PUBLICATIONS

- U.S. Appl. No. 11/674,223, filed Feb. 13, 2007.  
 U.S. Appl. No. 11/775,484, filed Jul. 10, 2007.  
 U.S. Appl. No. 12/102,071, filed Apr. 14, 2008.  
 U.S. Appl. No. 12/128,950, filed May 29, 2008.  
 U.S. Appl. No. 12/107,389, filed Apr. 22, 2008.  
 U.S. Appl. No. 12/171,692, filed Jul. 11, 2008.  
 U.S. Appl. No. 12/411,505, filed Mar. 26, 2009.  
 U.S. Appl. No. 12/411,835, filed Mar. 26, 2009.  
 U.S. Appl. No. 12/575,261, filed Oct. 7, 2009.  
 U.S. Appl. No. 12/614,928, filed Nov. 9, 2009.  
 U.S. Appl. No. 12/779,316, filed May 13, 2010.  
 U.S. Appl. No. 13/035,328, filed Feb. 25, 2011.  
 U.S. Appl. No. 13/052,655, filed Mar. 21, 2011.  
 U.S. Appl. No. 13/342,614, filed Feb. 12, 2012.  
 U.S. Appl. No. 13/096,996, filed Apr. 28, 2011.  
 U.S. Appl. No. 13/853,237, filed Mar. 29, 2013.  
 U.S. Appl. No. 13/853,223, filed Mar. 29, 2013.  
 U.S. Appl. No. 13/853,253, filed Mar. 29, 2013.  
 U.S. Appl. No. 13/853,276, filed Mar. 29, 2013.  
 U.S. Appl. No. 13/853,290, filed Mar. 29, 2013.  
 U.S. Appl. No. 13/890,542, filed May 9, 2013.  
 U.S. Appl. No. 13/974,376, filed Aug. 23, 2013.  
 U.S. Appl. No. 13/974,389, filed Aug. 23, 2013.  
 U.S. Appl. No. 13/974,401, filed Aug. 23, 2013.  
 U.S. Appl. No. 13/974,413, filed Aug. 23, 2013.  
 U.S. Appl. No. 14/032,588, filed Sep. 20, 2013.  
 U.S. Appl. No. 14/195,362, filed Mar. 3, 2014.  
 U.S. Appl. No. 14/284,019, filed May 21, 2014.  
 U.S. Appl. No. 14/492,874, filed Sep. 22, 2014.  
 U.S. Appl. No. 14/572,173, filed Dec. 16, 2014.  
 U.S. Appl. No. 14/599,803, filed Jan. 19, 2015.  
 U.S. Appl. No. 14/844,810, filed Sep. 3, 2015.  
 U.S. Appl. No. 14/945,181, filed Nov. 18, 2015.  
 U.S. Appl. No. 14/980,836, filed Dec. 28, 2015.  
 U.S. Appl. No. 15/058,056, filed Mar. 1, 2016.  
 U.S. Appl. No. 15/144,191, filed May 2, 2016.  
 U.S. Appl. No. 15/398,398, filed Jan. 4, 2017.  
 U.S. Appl. No. 15/342,448, filed Nov. 3, 2016.  
 U.S. Appl. No. 15/438,406, filed Feb. 21, 2017.  
 U.S. Appl. No. 15/438,458, filed Feb. 21, 2017.  
 U.S. Appl. No. 15/634,776, filed Jun. 27, 2017.  
 U.S. Appl. No. 15/672,228, filed Aug. 8, 2017.  
 PCT/US02/32542, Oct. 11, 2002.  
 PCT/US02/32575, Oct. 11, 2002.  
 PCT/US02/32594, Oct. 11, 2002.  
 PCT/US04/17076, May 28, 2004.  
 PCT/US07/79357, Sep. 25, 2007.  
 PCT/US11/36244, May 12, 2011.  
 Al-Ghananeem et al., "Effect of pH on Sublingual Absorption of Oxycodone Hydrochloride", AAPS PharmSciTech; Article 23, 7(1) (2006) (<http://www.aapspharmscitech.org>).  
 Bhumkar et al., "Chitosan Reduced Gold Nanoparticles as Novel Carriers for Transmucosal Delivery of Insulin", Pharmaceutical Research; 24(8): 1415-1426 (2007).  
 Bowen P., "Particle Size Distribution Measurement from Millimeters to Nanometers and from Rods to Platelets", Journal of Dispersion Science and Technology; 23(5): 631-662 (2002).  
 Trademark Reg. No. 2,944,841—registered Apr. 26, 2005 to Reynolds Metal Co for "EZ Slide".  
 Hariharan et al., "Thin Film Technology, Orally Dissolving Film Strips (ODFS): The Final Evolution of Orally Dissolving Dosage Forms," Drug Delivery Technology; 9(2): 24-29 (2009).  
 Joshi et al., "Gold Nanoparticles as Carrier for Efficient Transmucosal Insulin Delivery", Langmuir; 22: 300-305 (2006).  
 Ojeda et al., "Preparation of multifunctional glyconanoparticles as a platform for potential carbohydrate-based anticancer vaccines", Carbohydrate Research; 342: 448-459 (2007).  
 U.S. Department of Health and Human Services Food and Drug Administration Center for Drug Evaluation and Research (CDER) "Guidance for Industry—Incorporation of Physical-Chemical Identifiers into Solid Oral Dosage Form Drug Products for Anticounterfeiting" Silver Spring, MD; 1-8 (Jul. 9, 2009).  
 Boo, Woong Jae, "Characterization of Thin Film Properties of Melamine Based Dendrimer Nanoparticles", Thesis for Texas A&M University, Dec. 2003.  
 "Suboxone Sublingualtableten" in: Verlag Rote Liste Service GmbH: "Rote Liste 2008" 2008, Verlag Rote Liste Service GmbH, Frankfurt/Main, XP00264986, p. 39018, the whole document.  
 Pharmazeutische Technologie (4th Ed.), (Bauer, K.H. et al. (eds.)), pp. 94-94, 286-287 (Georg Thieme Verlag Stuttgart1993).  
 Brittan, H.G., "What Is the 'Correct' Method to Use for Particle-Size Determination?," Pharmaceutical Technology 96-98 (Jul. 2001).  
 "More Solutions to Sticky Problems: A Guide to Getting More From Your Brookfield Viscometer," Brookfield Engineering Laboratories, Inc. (1985).  
 DeGrande, G., et al., "Specialized Oral Mucosal Drug Delivery Systems: Patches," Drugs and the Pharmaceutical Sciences (Swarbrick, J. (ed.)), Ch. 12, pp. 285-317 (1995).  
 Polymer Science and Technology (Obeweile, R.O. (ed.)), pp. 1-23 (2000).  
 Etzler, F.M. and Sanderson, "Particle Size Analysis: a Comparative Study of Various Methods," Part. Part. Syst. Charact. 12: 127-224 (1995).  
 Roddy, R.E., "A Controlled Trial of Nonoxynol 9 Film to Reduce Male-to-Female Transmission of Sexually Transmitted Diseases," New England J. Med. 339(8):504-510 (1998).  
 Remington's Pharmaceutical Sciences (18th Ed.) (Gennaro, A.R. (ed.)), Ch. 19, pp. 296-298 (1990).  
 Etzler, F.M., "Particle Size Analysis: a Comparison of Methods," Polymeric Materials: Science & Engineering 87:335-336 (2002).  
 Patel, V.F. et al., "Advances in oral transmucosal drug delivery," J. Controlled Release 153:106-116 (2011).  
 "Adsorption," Kirk-Othmer Encyclopedia of Chemical Technology (4th Ed.) pp. 493-494 (Wiley 1991).  
 "Matrix," Webster's Third New International Dictionary of the English Language Unabridged (Gove, P.B. (ed.)) (G. & C. Merriam Company 1968).  
 Plastic Films (Osborn, K.R. and Jankins, W.A. (eds.)), p. 89 (1992).  
 Martinez, M.N. and Amidon, G.L., "A Mechanistic Approach to Understanding the Factors Affecting Drug Absorption: A Review of Fundamentals," J. Clin. Pharmacol. 42:620-643 (2002).  
 Amidon, G.L. et al., "A Theoretical Basis for a Biopharmaceutical Drug Classification: The Correlation of in Vitro Drug Product Dissolution and in Vivo Bioavailability," Pharm. Res. 12(3):413-420 (1995).  
 Anders, R. and Merkle, H.P., "Evaluation of laminated muco-adhesive patches for buccal drug delivery," Int. J. Pharmaceutics 49: 231-240 (1989).  
 Pharmaceutical Dosage Forms and Drug Delivery Systems (7th Ed.) (Ansel, H.C. et al. (eds.)), p. 66 (1999).  
 Apicella, A. et al., "poly(ethylene oxide) (PEO) and different molecular weight PEO blends monolithic devices for drug release," Biomaterials 14(2):83-90 (1993).  
 Pharmazeutische Technologie (5th Ed.) (Bauer, K.H. et al. (eds.)), pp. 208-209 (Stuttgart Jena Lubeck Ulm 1997).  
 Bowser, T.J. and Wilhelm, L.R., "Modeling Simultaneous Shrinkage and Heat and Mass Transfer of a Thin. Nonporous Film During Drying," J. Food Sci. 60(4):753-757 (1995).  
 Theory of pharmaceutical systems: vol. II (Carstensen, J.T. (ed.)), pp. 4-9 (1973).  
 Cassidy, J. P. et al., "Controlled buccal delivery of buprenorphine," J. Controlled Release 25:21-29 (1993).  
 Eudragit E 100, Eudragit E Po, and Eudragit E 12,5, Technical Information, Evonik Industries AG, (2012).  
 Eudragit L 100 and Eudragit S 100, Technical Information, Evonik Industries AG, (2012).  
 Europaisches Arzneibuch (3rd Ed.), pp. 142-143 (Deutscher Apotheker Verlag 1997).  
 European Pharmacopeia (3rd Ed.), p. 134 (1997).  
 Frankman, O. et al., "clinical Evaluation of C-Film, a Vaginal Contraceptive," J. Int. Met Res. 3:292-296 (1975).

(56)

## References Cited

## OTHER PUBLICATIONS

- Friend, D.R., "Polyacrylate resin microcapsules for taste masking of antibiotics," *J. Microencapsulation* 9(4):469-480 (1992).
- Fuller, C.S. et al., "Interactions in poly(ethylene oxide)-hydroxypropyl methylcellulose blends," *Polymer* 42:9583-9592 (2001).
- Save, T. et al., "Comparative Study of Buccoadhesive Formulations and Sublingual Capsules of Nifedipine," *J. Pharm. Pharmacol.* 46:192-195 (1994).
- Save, T. and Vankitachalam, P., "Studies on Solid Dispersions of Nifedipine," *Drug Development and Industrial Pharmacy* 18(15):1663-1679 (1992).
- Roy, G.M., "Taste Masking in Oral Pharmaceuticals," *Pharmaceutical Technology*, pp. 84-99 (Apr. 1994).
- Guo, J.H. and Cookcock, K.M., "Bioadhesive Polymer Buccal Patches for Buprenorphine Controlled Delivery: Solubility Consideration," *Drug Development and Industrial Pharmacy* 21(7): 2013-2019 (1995).
- Mixing in the Process Industries (2nd Ed.) Hamby, N. et al. (eds.), pp. 3, 115 (Butterworth Heinemann 1997).
- Himics, R. and Pineiro, R., "The Importance of Particle Size in Liquid Coatings," *Products Finishing* 63(2):00329940 (1998).
- Handbook of Pharmaceutical Excipients (Rowe, R. et al. (eds.)), pp. 326, 513, 522 (2009).
- Ilango, R. et al., "In-Vitro Studies on Buccal strips of Glibenclamide using Chitosan," *Indian J. Pharm. Sci.* 59(5):232-235 (1997).
- Ishikawa, T. et al., "Preparation and Evaluation of Tablets Rapidly Disintegrating in Saliva Containing Bitter-Taste-Masked Granules by the Compression Method," *Chem. Pharm. Bull.* 47(10):1451-1454 (1999).
- Kaya, S. and Kaya, A., "Microwave drying effects on properties of whey protein isolate edible films," *J. Food Engineering*, 43: 91-96 (2000).
- "Cellulose" Kirk-Othmer Concise Encyclopaedia of Chemical Technology; Abridged version of the 24 Volume, NY, Wiley; 227-228 (1978-1984).
- "Excipients, Croscarmellose Sodium", Pformulate Excipients, <http://www.pformulate.com/croscarmellose.htm>, (Sep. 29, 2002).
- Barton, S. et al "Citric Buffer Calculation", Version 1.1, Nov. 19, 2000.
- Birkhauser, "Cell Encapsulation Technology and Therapeutics" (Jan. 5, 2009).
- Bodmeier, Roland, "Evaluation of Drug-Containing Polymer Films Prepared from Aqueous Latexes", *Pharmaceutical Research*, vol. 6, No. 8 (1989).
- Cholewinski et al., *Pharmaceutica Acta Helvetiae*, 71:405-419, 1996.
- Croscarmellose sodium <http://www.nbent.com/croscarmellose.htm> (Mar. 29, 2005).
- Delsym Product Label (Feb. 13, 2007).
- Di Donato et al., *J. Biol. Chem.* 268(7): 4745-4751, 1993.
- Eiamtrakarn et al., "Gastrointestinal Mucoadhesive Path System (GI-MAPS) for oral administration of G-CSF, a model protein", *Biomaterials* 23: 145-152 (2002).
- Endo and Ueda, *Fabad J. Pharm. Sci.* 29:27-38, 2004.
- Engel, June V PhD, "The Benefits of Eating Fibre" <http://www.diabetes.ca/common/PrintVersion.asp?ID=45493> May 11, 2005.
- Flick, E., *Water-Soluble Resins—An Industrial Guide*, 1991 (2nd Ed.) William Andrew Publishing/Noyes, pp. 389-392.
- Goldberg et al., "Biotechnology and Food Ingredients", Springer: 352 (1991).
- Hadvary et al., "Inhibition of pancreatic lipase in vitro by the covalent inhibitor tetrahydrolistatin", *Biochem J.*; 256: 357-361 (1988).
- Ko et al., "Behavior of tetrahydrolistatin in biological model membranes and emulsions", *J. of Lipid Research*; 38:1544-1552 (1997).
- Kuhtreiber. In *Cell Encapsulation and Therapeutics*. Copyright 1999.
- Lazaridou et al.; Thermophysical properties of chitosan, chitosan starch and chitosan-pullulan films near the glass transition; Elsevier Science Ltd.; 2002; pp. 179-190.
- Leathers, *Appl. Microbiol. Biotechnol.*, 62: 468-473, 2003.
- Le Person, S. Le et al., "Near infrared drying of pharmaceutical thin films: experimental analysis of internal mass transport," *Chemical Engineering and Processing*; (1998) pp. 257-263, 37.
- Mahmood et al., "A limited sampling method for the estimation of AUC and Cmax of carbamazepine and carbamazepine epoxide following a single and multiple dose of a sustained-release product", *BR J Clin Pharmacol*; 45:241-246 (1998).
- Mix. [http://www.askoxford.com/concise\\_oed/mixx?view=uk](http://www.askoxford.com/concise_oed/mixx?view=uk). Accessed Dec. 23, 2004.
- Nicorete Packaging (Aug. 29, 2006).
- Oriski, S.C., "Johnson debuts cutter for new Saran film" *Packaging World* Oct. 1, 2004, <http://www.packworld.com/view-18051>.
- Peh Kok Khiang et al., "Polymeric Films as Vehicle for Buccal Delivery: Swelling, Mechanical, and Bioadhesive Properties," *J Pharm Pharmacol Sci* (1999) pp. 53-61, 2:2.
- Polyethylenglykoke, Fachgebiet Chemie, Untertherma Makromolekulare Chemie, XP-002298105 (Sep. 20, 2004).
- Repka et al., "Bioadhesive properties of hydroxypropylcellulose topical films produced by hot-melt extrusion," *Journal of Controlled Release*, 70: 341-351 (2001).
- Repka et al., "Influence of Vitamin E TPGS on the properties of hydrophilic films produced by hot-melt extrusion," *Int. J. Pharmaceutics*, 202: 63-70 (2000).
- Senel, S., et al., "Chitosan films and hydrogels of chlorhexidine gluconate for oral mucosal delivery", *Int. J. Pharmaceutics*, 193: pp. 197-203 (2000).
- Stella, V., et al., "Gliadin Films. I: Preparation and in vitro evaluation as a carrier for controlled drug release", *Int. J. Pharmaceutics*, 121: pp. 117-121 (1995).
- Sudafed & Sudafed PE, [http://www.sudafed.com/products/pe\\_quickstrips.html](http://www.sudafed.com/products/pe_quickstrips.html) (Aug. 17, 2007).
- Well—Definition of from The American Heritage College Dictionary, 3rd Ed., p. 1531 (1993).
- Bauer, K.H. et al., "Pharmazeutische Technologie", pp. 208-209 (1997).
- Pinnamanemi, S. et al., "Formulation approaches for orally administered poorly soluble drugs", *Pharmazie* 57(5): 291-300 (2002).
- Chaumeil, J.C., "Micronization: A Method of Improving the Bioavailability of Poorly Soluble Drugs", *Methods and Findings in Experimental and Clinical Pharmacology* 20(3): 211-215 (1998).
- Voigt, R. et al., "Pharmazeutische Technologie fur Studium und Berl", pp. 179-180 (1995).
- Nanda, A. et al., "An update on taste masking technologies for oral pharmaceuticals", *Indian J Pharma Sci* 64(1): 10-17 (2002).
- Bomschein, M. et al., "Micro- und Nanopartikeln als Arzneistofftragersysteme unter besonderer Berucksichtigung der Herstellungsmethoden", *Die Pharmazie* 44(9): 585-593 (1989).
- Cohen E. et al., "Modern Coating and Drying Technology", pp. 268-277 (1992).
- Index of Transaction History for Ex Parte Reexamination Control No. 90/012,098, current as of, Aug. 29, 2017.
- Index of Documents for Inter Partes Review Case No. IPR2013-00316, current as of Aug. 29, 2017.
- Index of Transaction History for Ex Parte Reexamination Control No. 90/012,097, current as of Aug. 29, 2017.
- Index of Documents for Inter Partes Review Case No. IPR2013-00315, current as of Aug. 29, 2017.
- Index of Transaction History for Inter Partes Reexamination Control No. 95/002,171, current as of Aug. 29, 2017.
- Index of Transaction History for Inter Partes Reexamination Control No. 95/001,753, current as of Aug. 29, 2017.
- Index of Transaction History for Inter Partes Reexamination Control No. 95/002,170, current as of Aug. 29, 2017.
- Index of Documents for Inter Partes Review Case No. IPR2014-00794, current as of Aug. 29, 2017.
- Index of Documents for Inter Partes Review Case No. IPR2015-00165, current as of Aug. 29, 2017.
- Index of Documents for Inter Partes Review Case No. IPR2015-00167, current as of Aug. 29, 2017.

**US 9,931,305 B2**

Page 10

---

(56)

**References Cited**

OTHER PUBLICATIONS

Index of Documents for Inter Partes Review Case No. IPR2015-00168, current as of Aug. 29, 2017.

\* cited by examiner

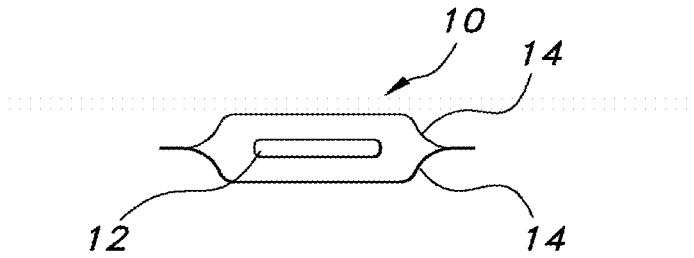


FIG. 1

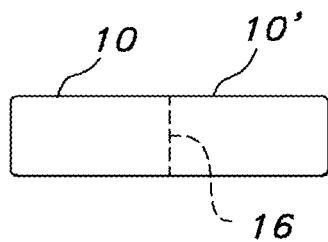


FIG. 2

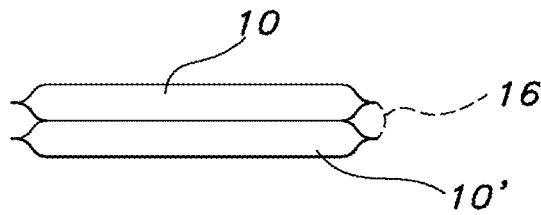


FIG. 3

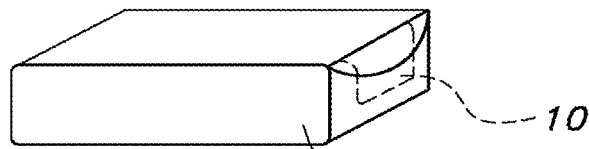


FIG. 4

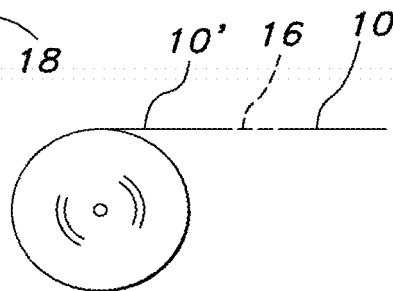


FIG. 5

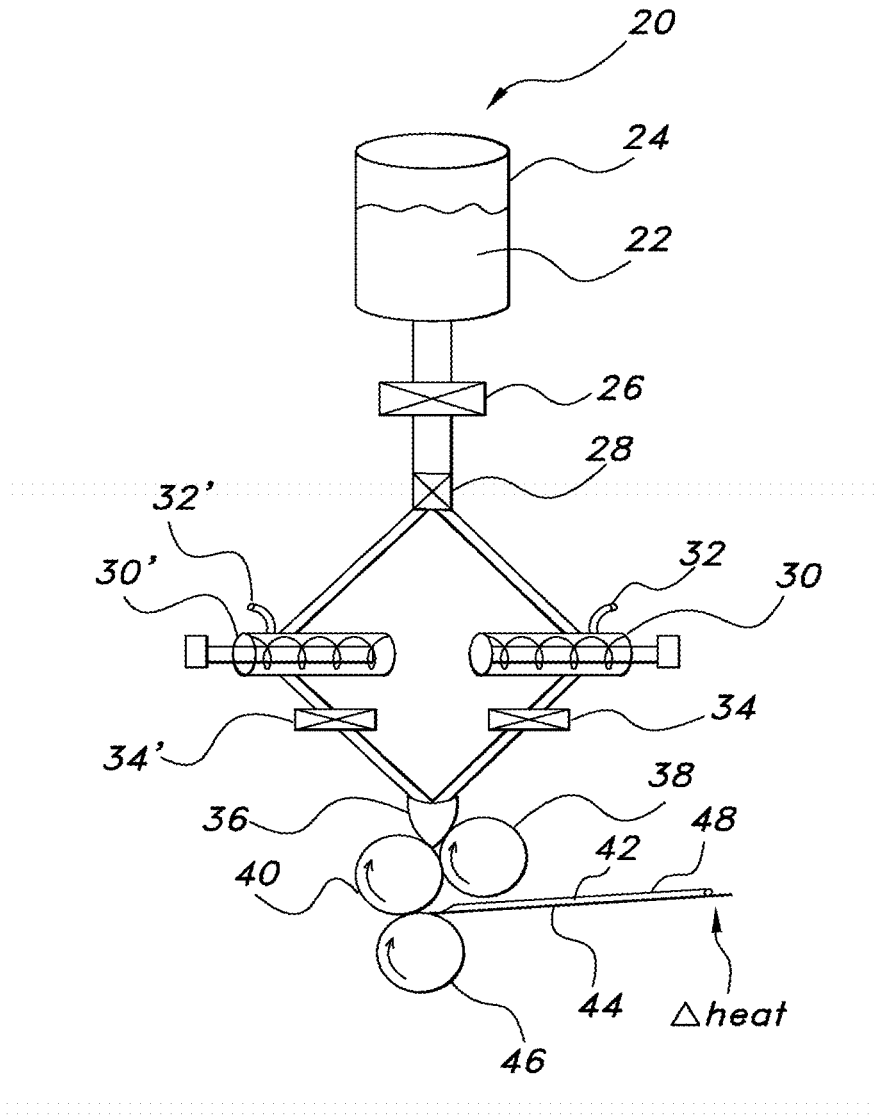


FIG. 6

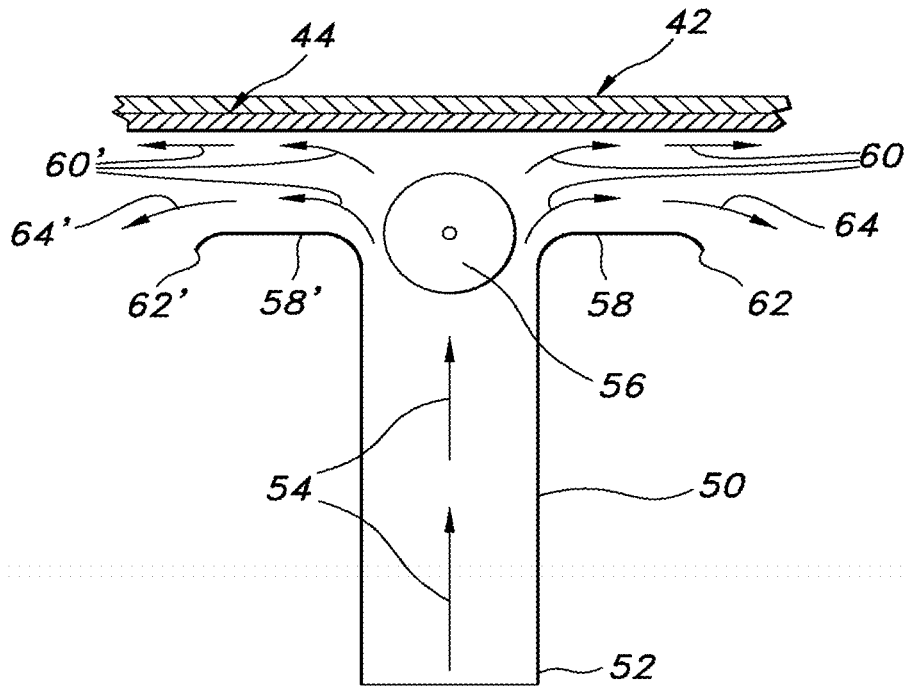


FIG. 7

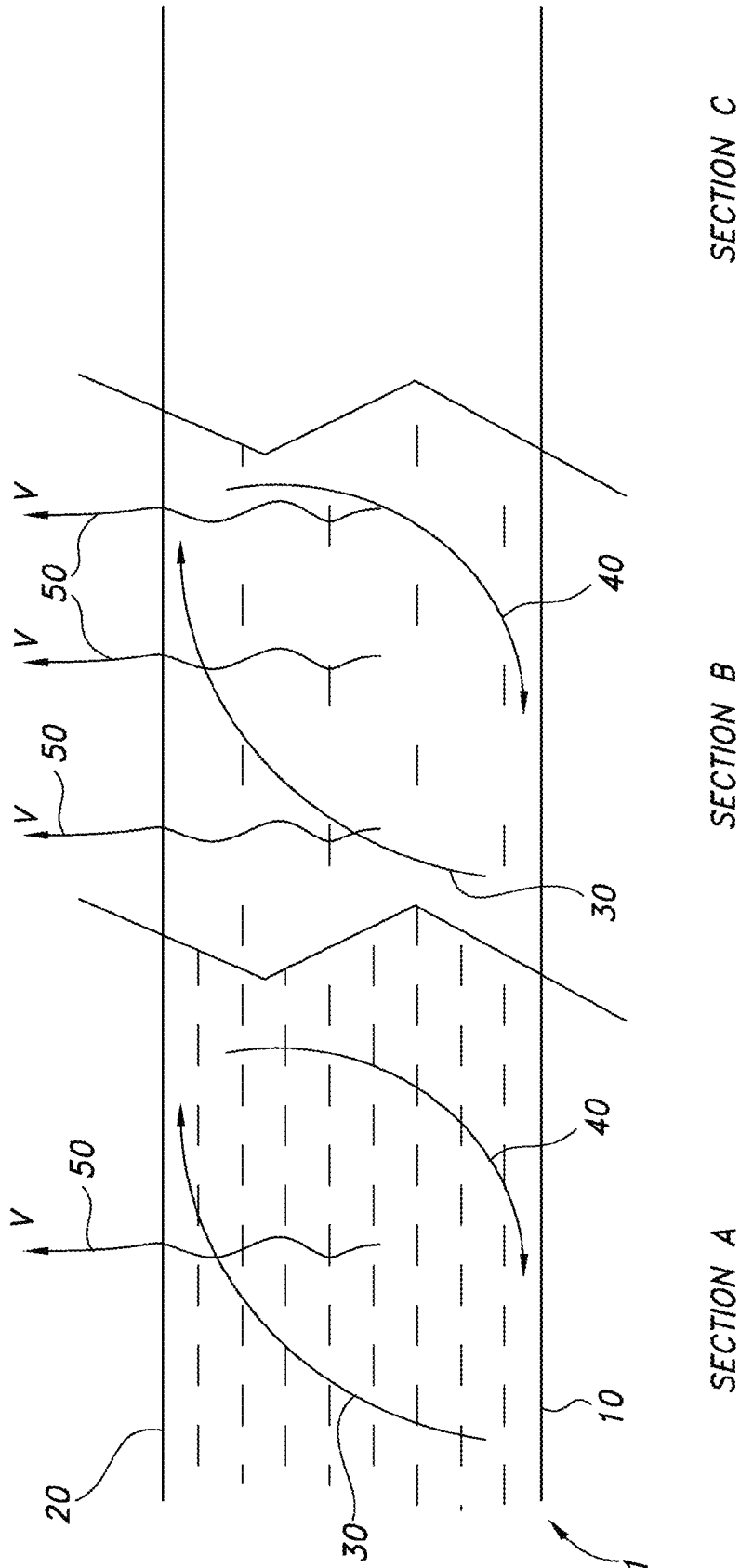
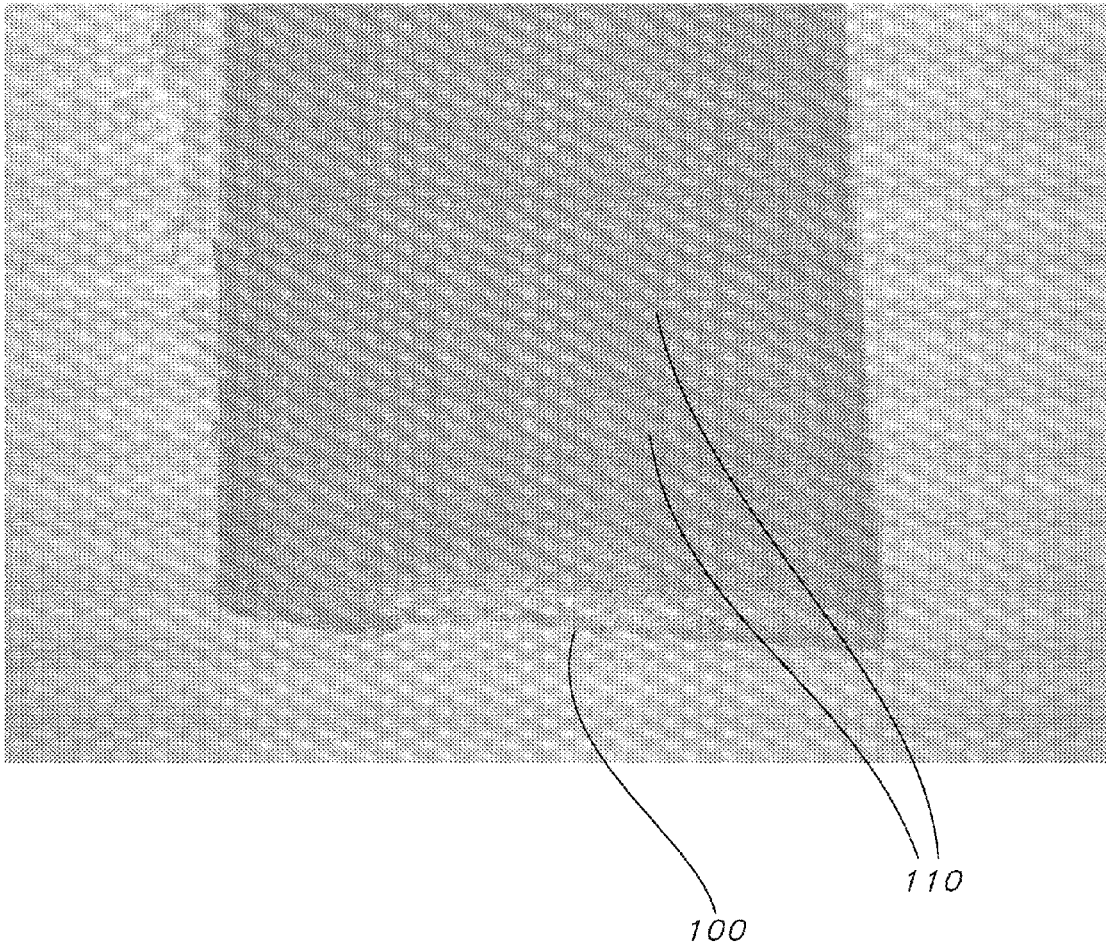



FIG. 8






**FIG. 9**




**FIG. 10**




110

100

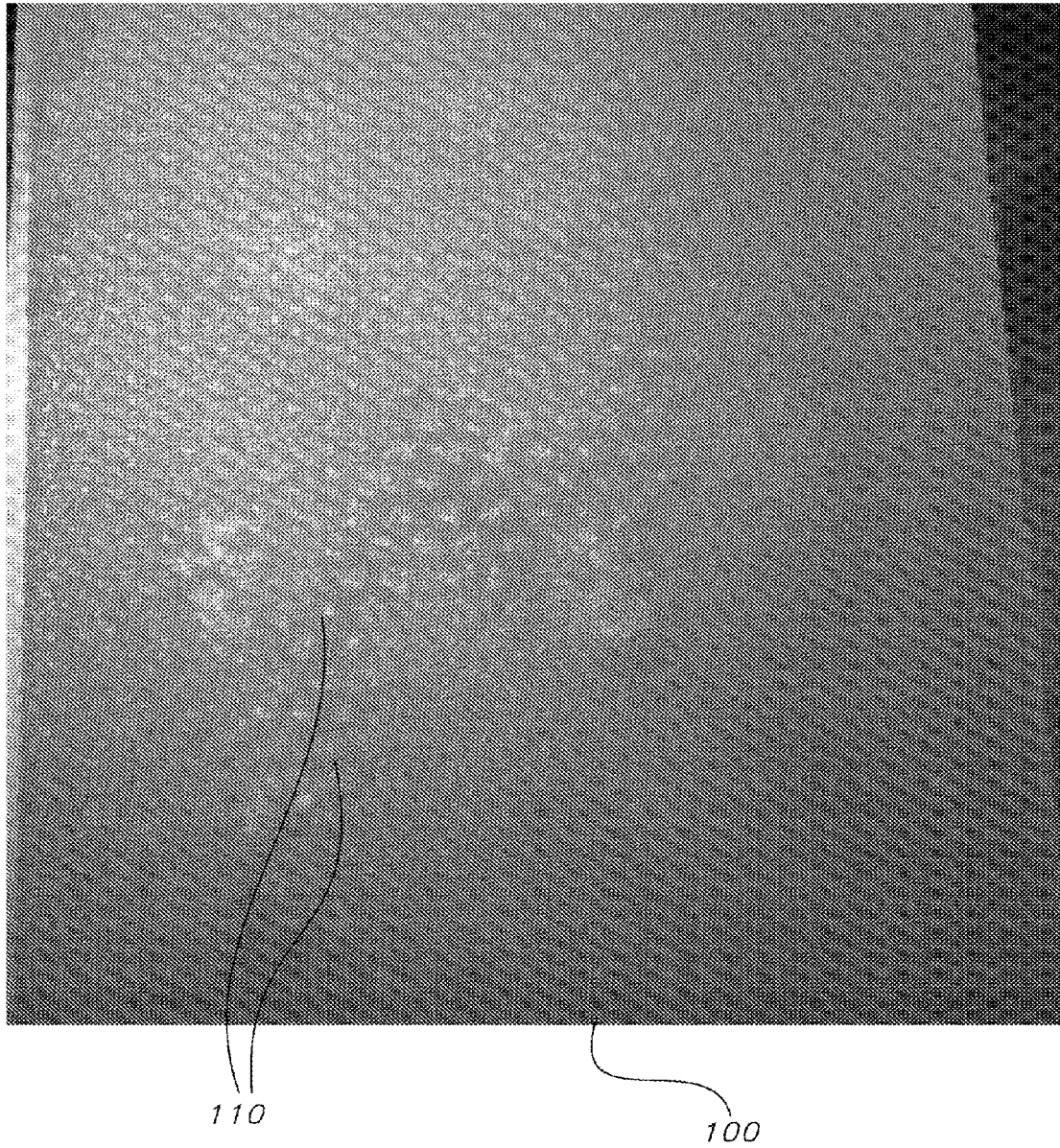
**FIG. 11**




**FIG. 12**



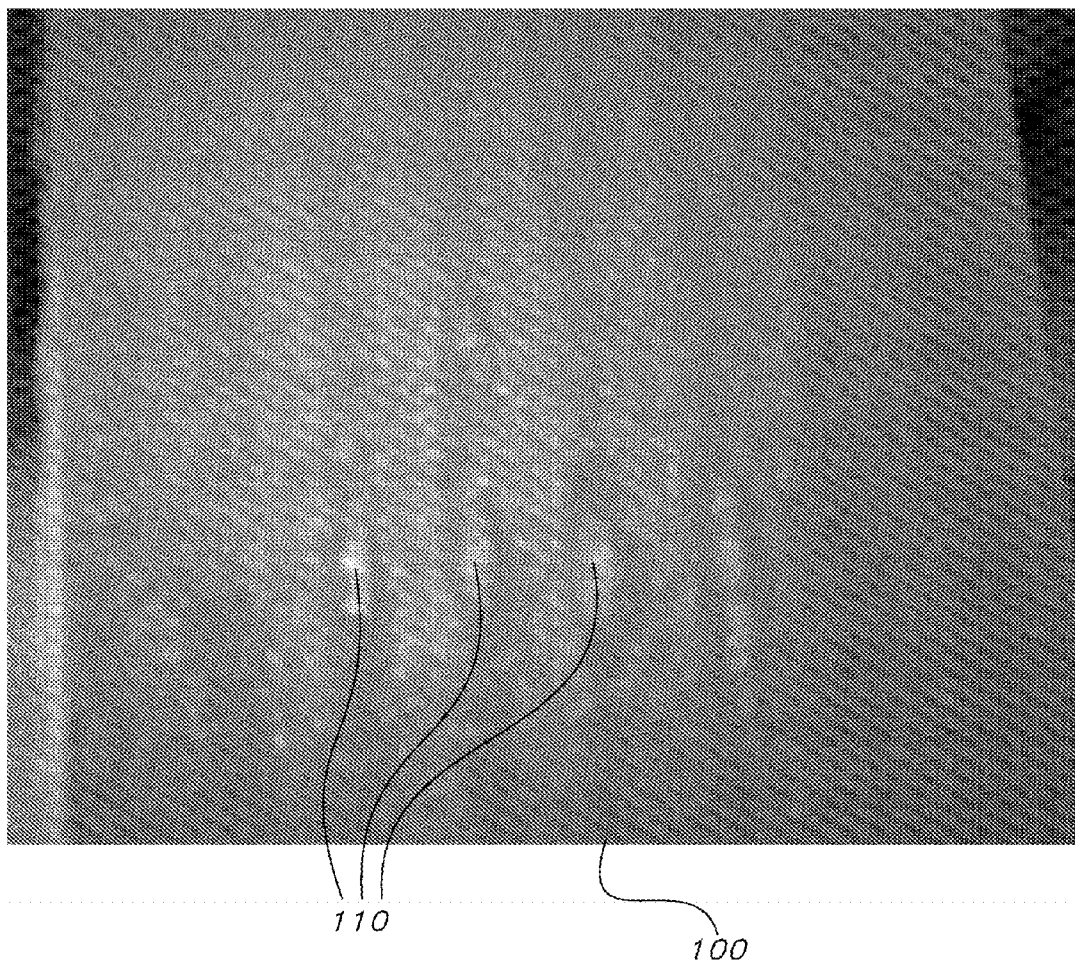
**FIG. 13**



**FIG. 14**




**FIG. 15**

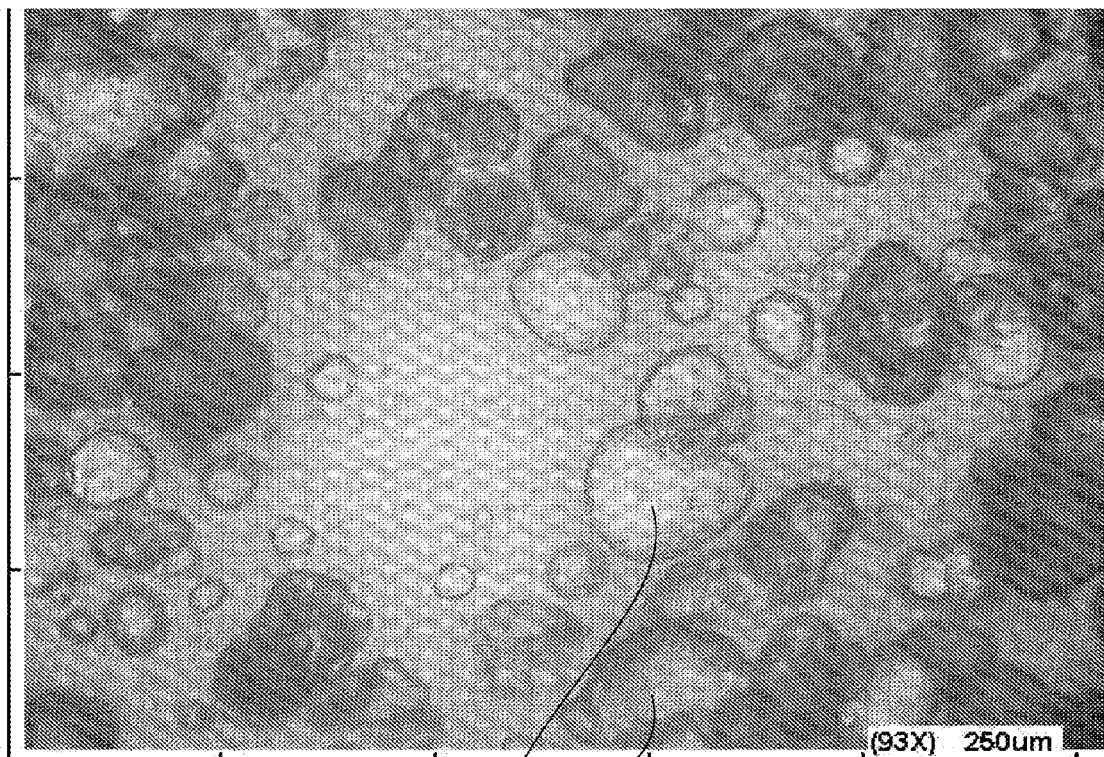


**FIG. 16**



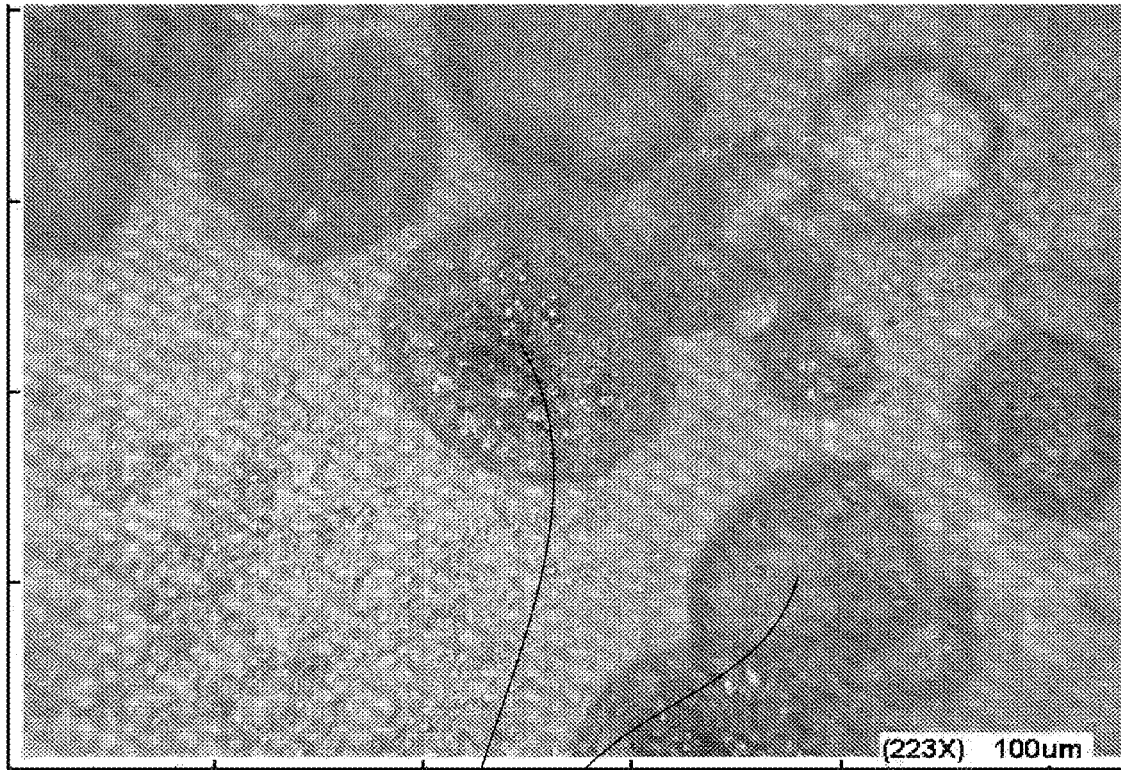


**FIG. 17**



500

**FIG. 18**



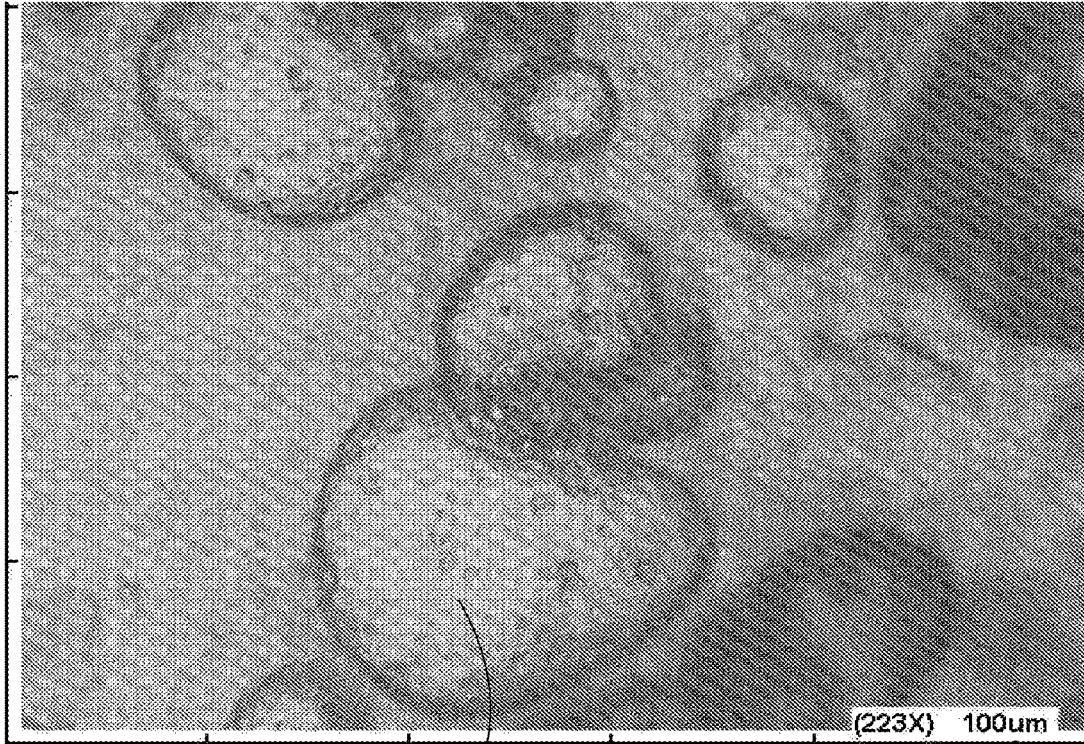
500

FIG. 19




500

**FIG. 20**

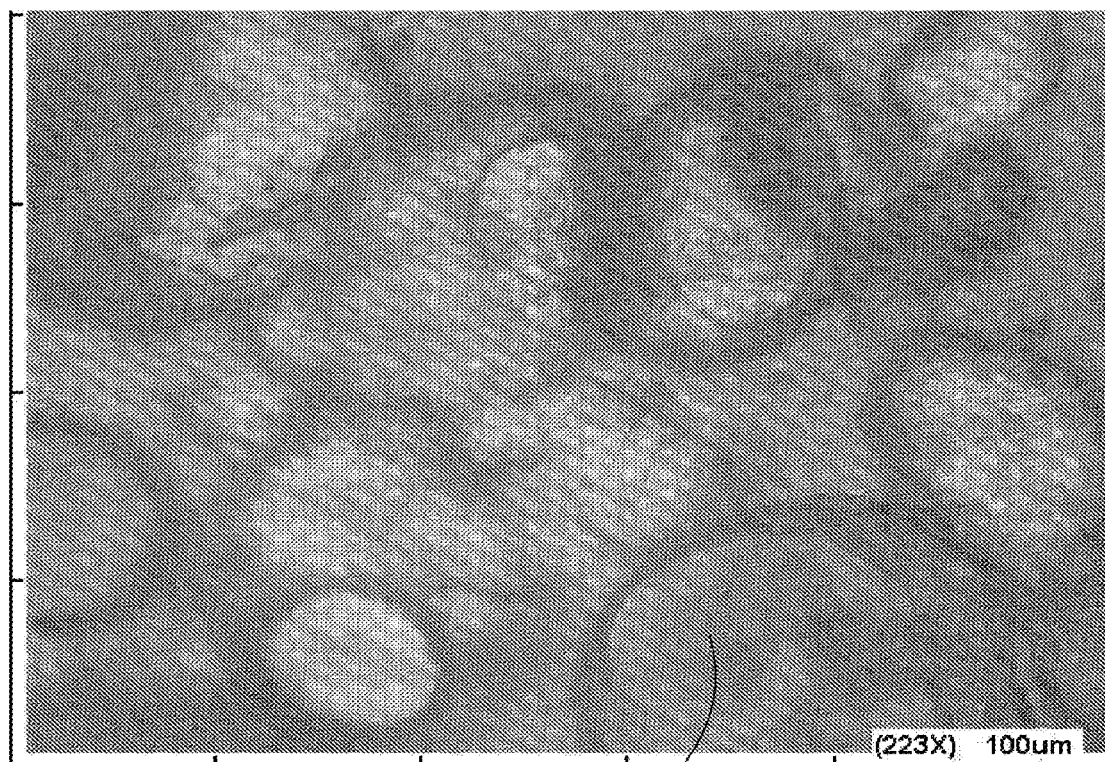


500

**FIG. 21**

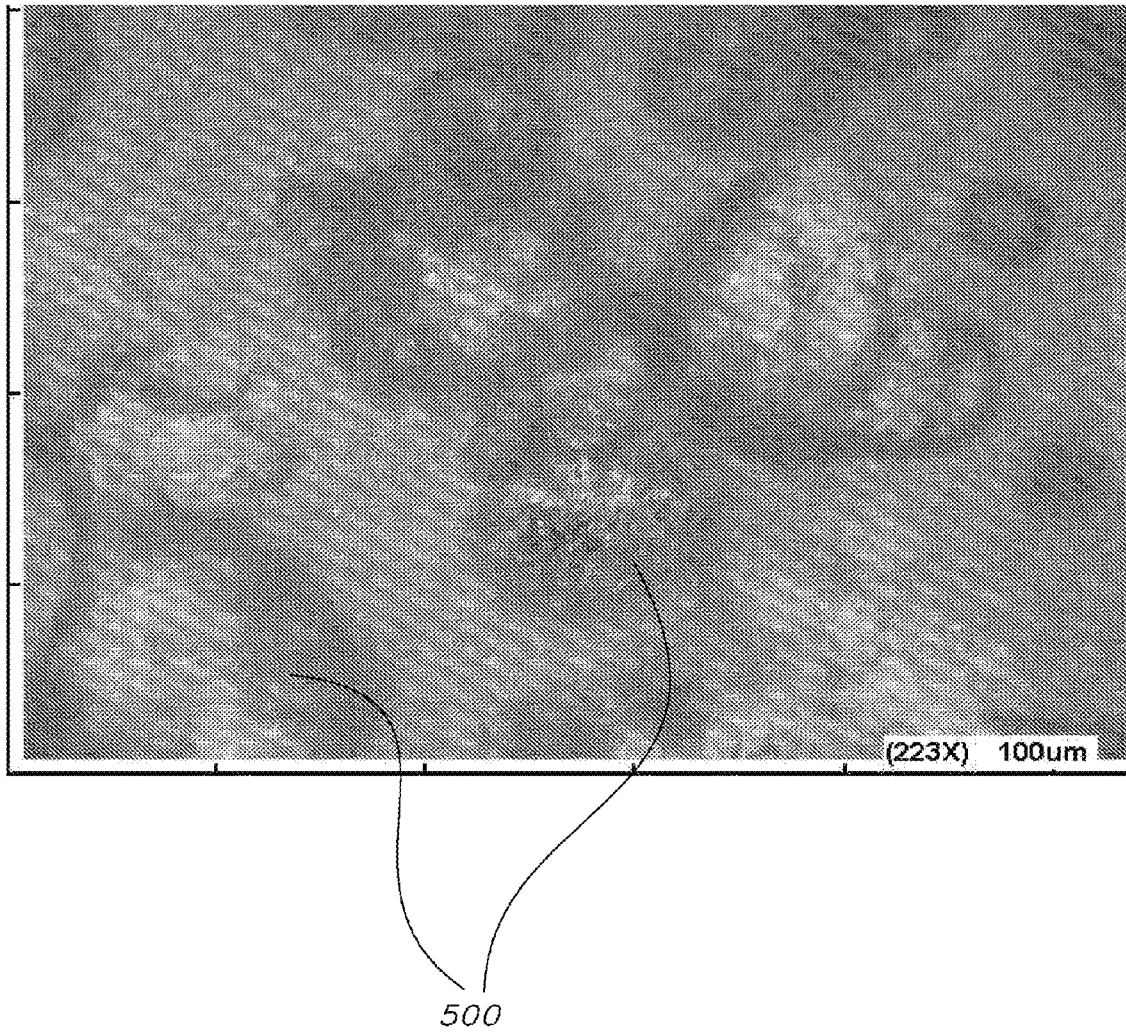


**FIG. 22**




500

**FIG. 23**



**FIG. 24**





**FIG. 25**




FIG. 26






FIG. 27




500

FIG. 28



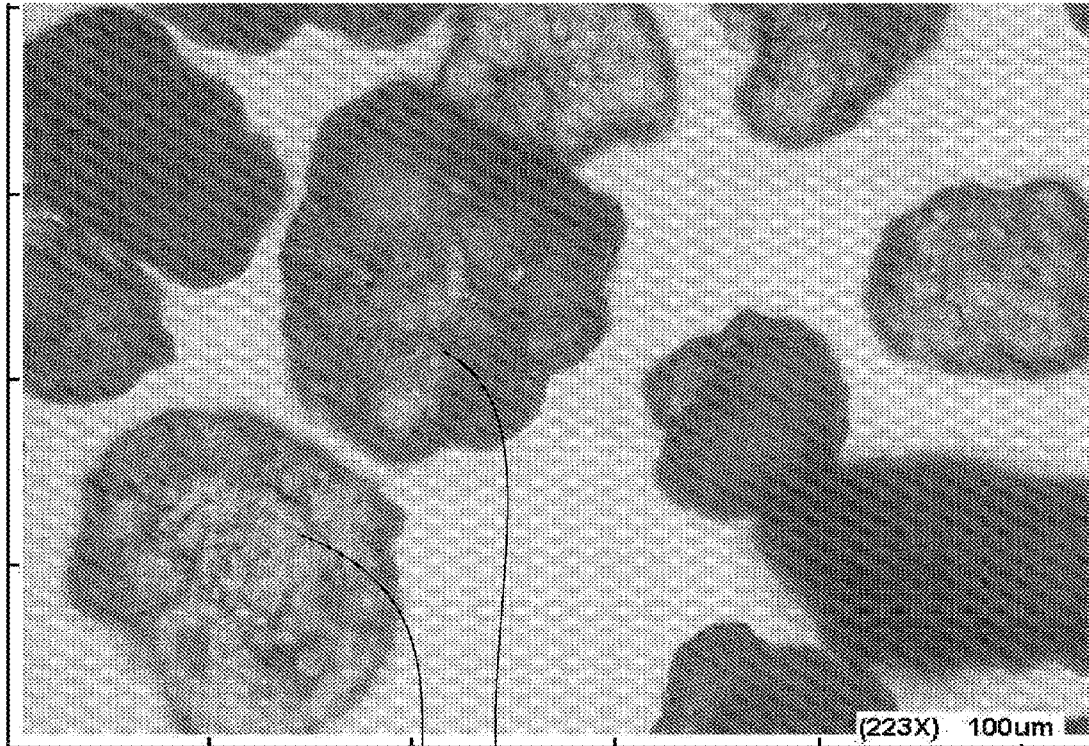
500

FIG. 29



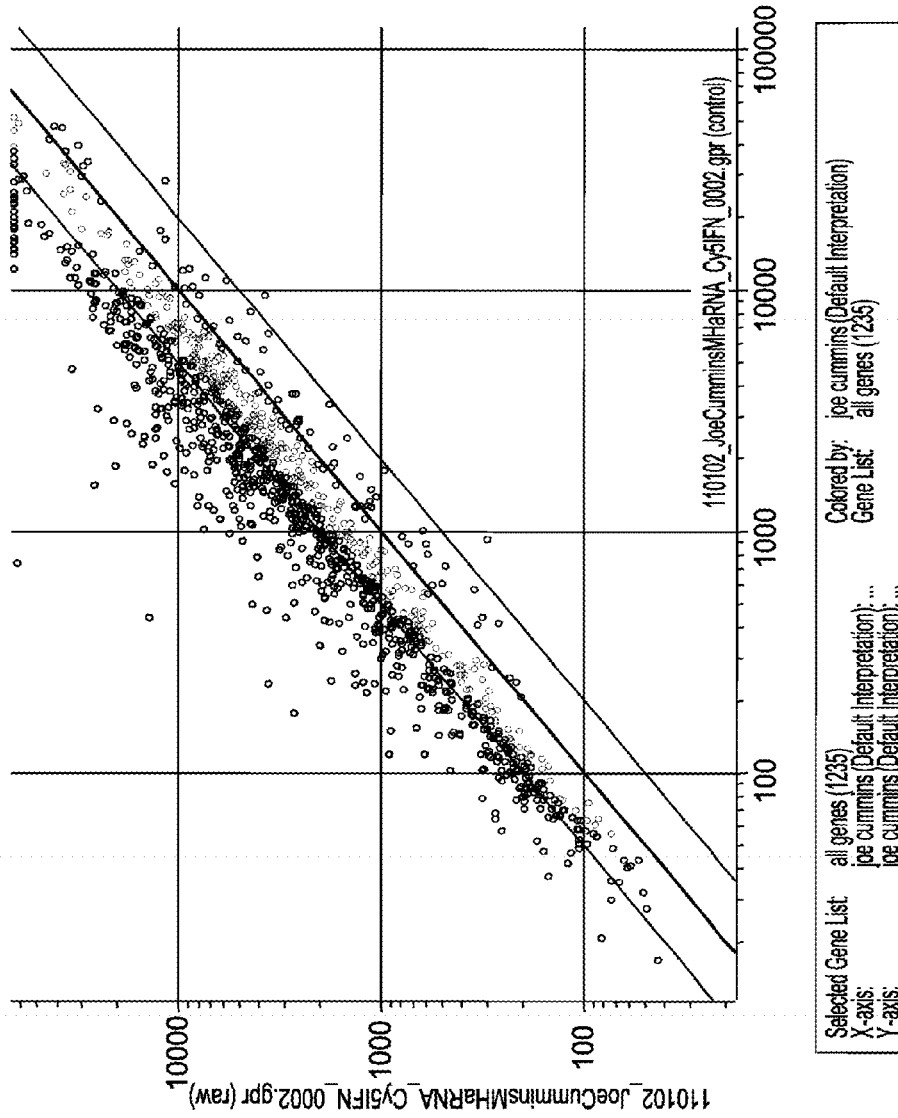
500

FIG. 30



500

FIG. 31



Normalized to GAPDH, most of the ISGs are induced.

FIG. 32



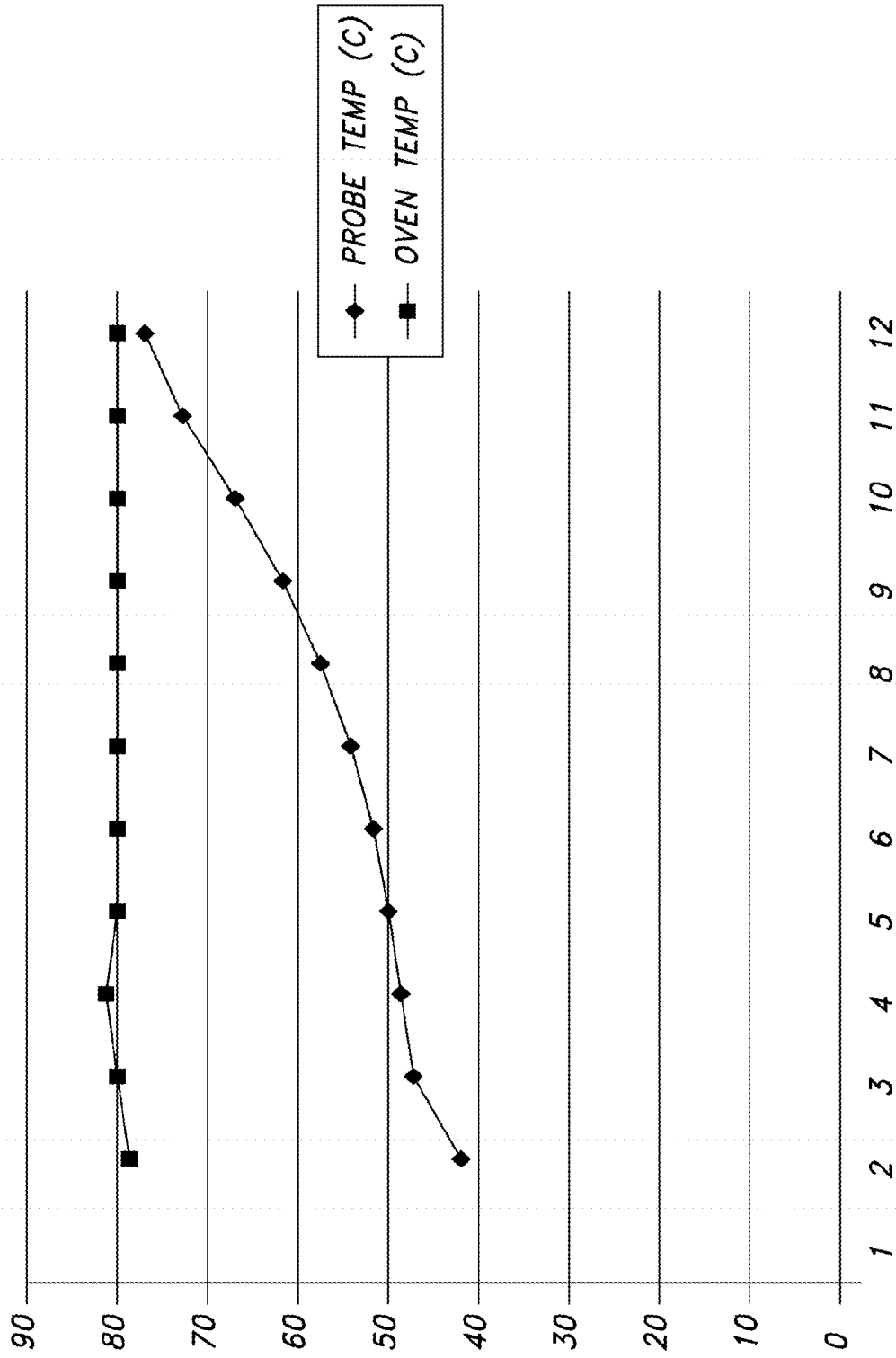


FIG. 33

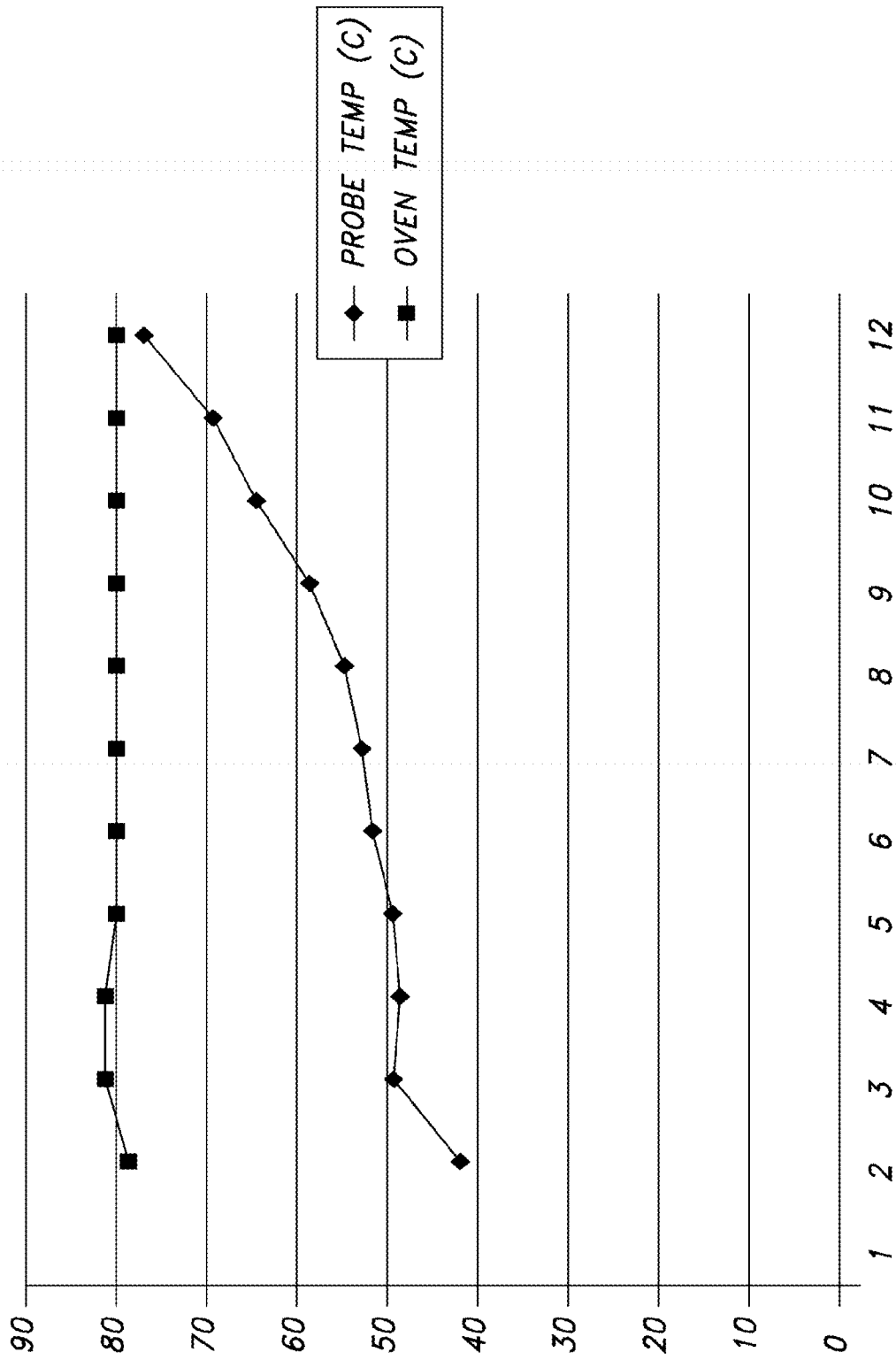


FIG. 34

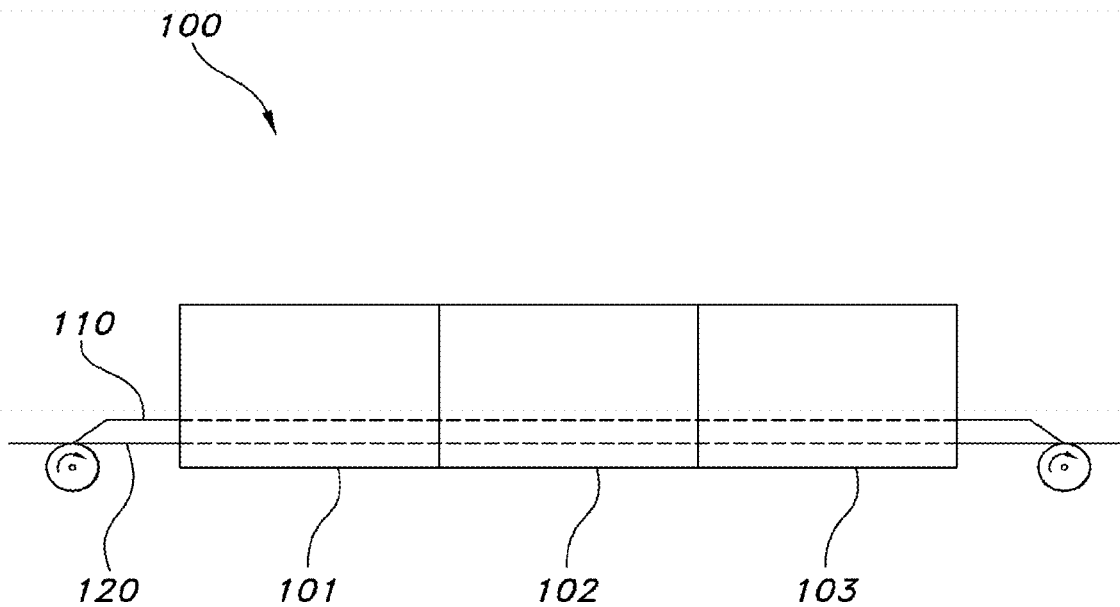
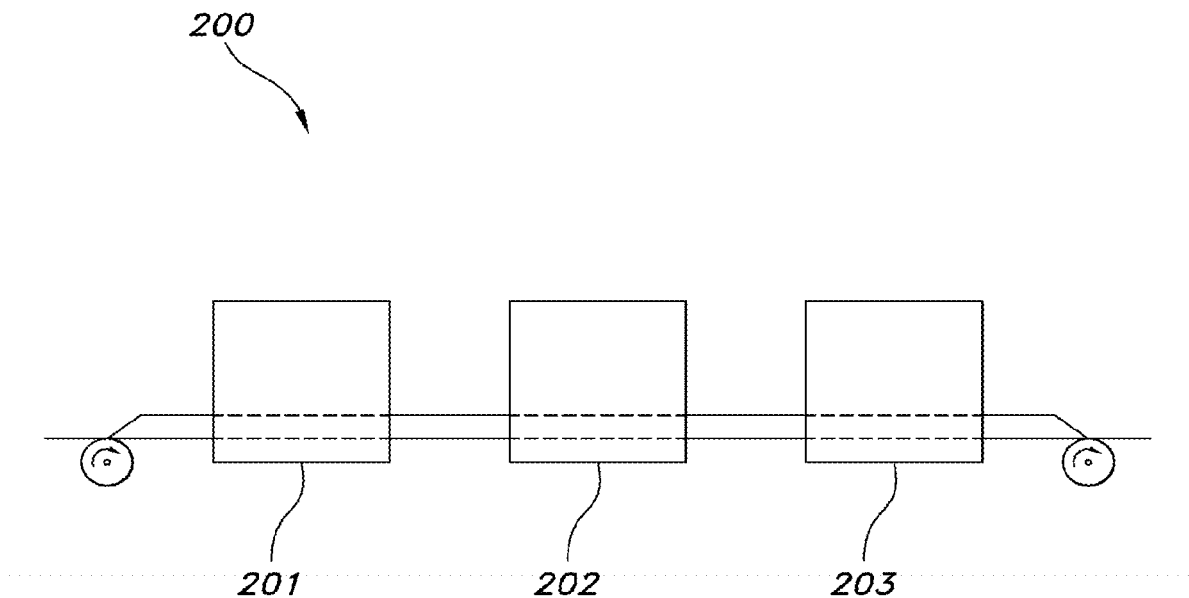


FIG. 35



**FIG. 36**

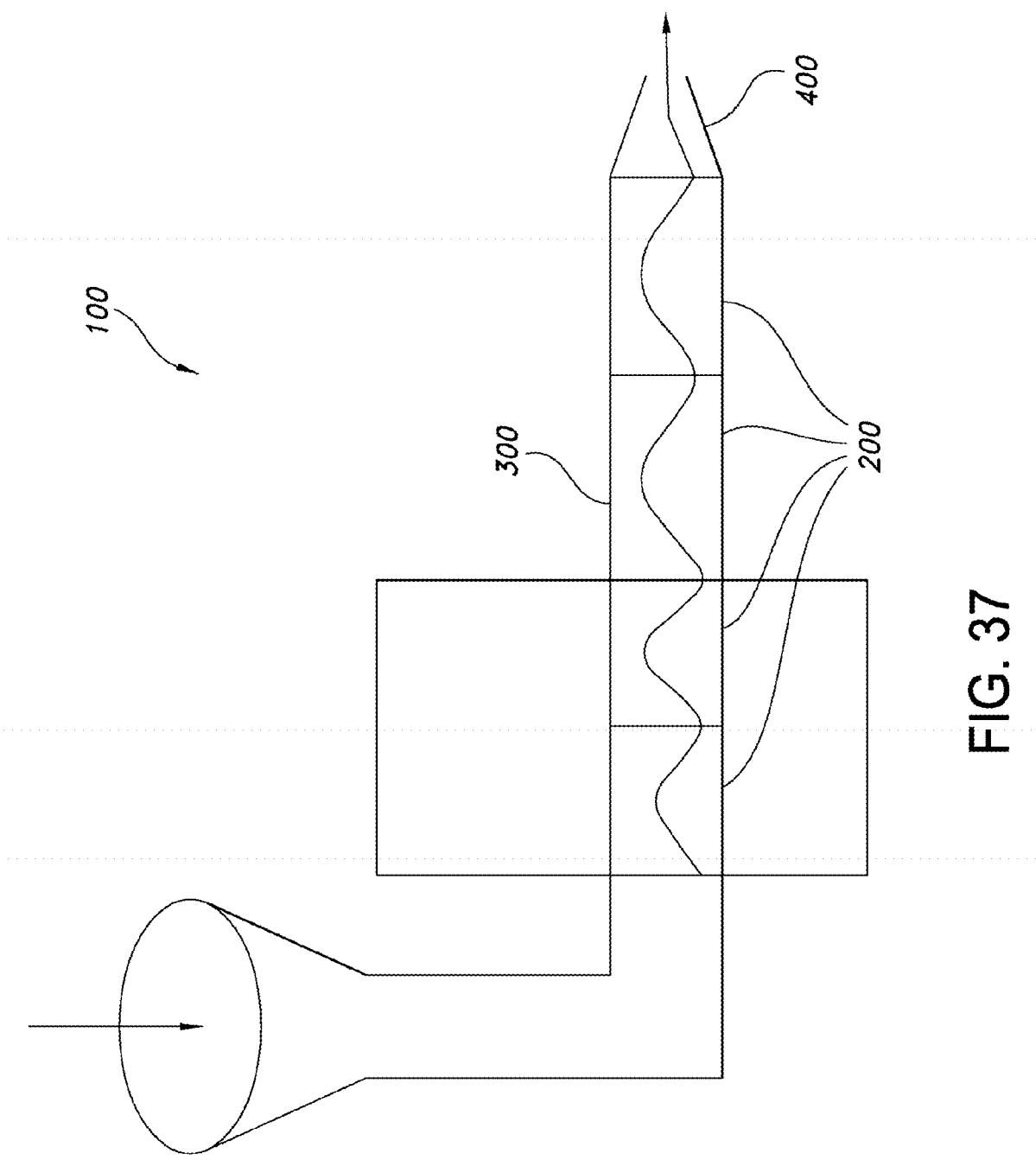


FIG. 37

Ex.	Polymer Component	% Solids of solution	Viscosity (cp) at 5 rpm	% moisture	Film thickness (mils)	Film strength	Tear Resistance	Tendency to go to roof of mouth	180° bend test	Film molding	Dis-solution (sec)	Rating of dissolution in mouth	Time in oven (min)
	Reference												
E1	PEO/PVP (60/40)	45.0	14800	2.21	3.8	Adequate	Excellent	Low	Passed	No	3	Fast to Moderate	9
E2	PEO/PVP (40/60)	50.0	6600	2.86	4	Weak	Low to moderate	High	Passed	No	3	Fast	8
E3	PEO/Starch (80/20)	40.0	3440	2.27	4.5	Adequate to good	Excellent	High	Passed	No	3	Fast to Moderate	8
E4	PEO/CMC (80/20)	37.5	121,200	1.96	4.1	Good	Excellent	High	Passed	No	5	Slow	9
E5	PEO/CMC (60/40)	30.0	82,000	4.21	3.45	Weak	Good	High	Passed	No	3	Slow to Moderate	9
E6	PEO/CMC (40/60)	30.0	185,000	3.07	3.5	Adequate	Very low	High	Failed	No	4	Slow	9
E7	PEO/HPC (80/20)	37.5	21,200	1.65	4	Good	Excellent	High	Passed	No	4	Fast	8
E8	PEO/HPC (60/40)	37.5	17,000	2.84	3.8	Adequate	Excellent	High	Passed	No	4	Fast	9
E9	PEO/HPC (40/60)	42.5	43,400	2.83	4.5	Poor to adequate	Poor to good	High	Passed	No	7	Fast to Moderate	7
E10	PEO/HPC (20/80)	42.5	46,400	2.33	4.4	Adequate to good	Poor	Low	Passed	No	14-15	Slow	9
E11	PEO/HPMC (80/20)	37.5	29,000	2.14	4.4	Adequate	Good	High	Passed	Yes	4	Fast to Moderate	8
E12	PEO/HPMC (60/40)	37.5	47,000	2.37	3.9	Poor to adequate	Slight	High	Passed	Yes	3	Fast to Moderate	9
E13	PEO/HPMC (40/60)	35.0	54,800	3.55	4.5	Adequate to good	Low	Low	Passed	Yes	8	Slow	8
E14	PEO/HPMC (20/80)	35.0	96,600	4.43	4.5	Good	Low	Low	Passed	No	22	Slow	10
E15	PEO/PVA (80/20)	37.5	41,600	2.92	9	Weak	Moderate	High	Passed	No	3	Moderate	10

FIG. 38

US 9,931,305 B2

1

**UNIFORM FILMS FOR RAPID DISSOLVE  
DOSAGE FORM INCORPORATING  
TASTE-MASKING COMPOSITIONS**

CROSS-REFERENCE TO RELATED  
APPLICATIONS

This application is a continuation of U.S. application Ser. No. 15/342,448, filed Nov. 3, 2016, which is: 1) a continuation of U.S. application Ser. No. 14/572,173, filed Dec. 16, 2014, which is a continuation of U.S. application Ser. No. 14/032,588, filed Sep. 20, 2013, which is a divisional of U.S. application Ser. No. 11/775,484, filed Jul. 10, 2007, now U.S. Pat. No. 8,603,514, which is: a) a continuation-in-part of U.S. application Ser. No. 10/768,809, filed Jan. 30, 2004, now U.S. Pat. No. 7,357,891 and b) a continuation-in-part of U.S. application Ser. No. 10/856,176, filed May 28, 2004, now U.S. Pat. No. 7,666,337 and 2) a continuation-in-part of U.S. application Ser. No. 14/945,181, filed Nov. 18, 2015, which is a continuation of U.S. application Ser. No. 11/092,217, filed Mar. 29, 2005, which is a continuation of U.S. application Ser. No. 10/074,272, filed Feb. 14, 2002, now U.S. Pat. No. 7,425,292, claims priority to U.S. Provisional Application No. 60/328,868, filed Oct. 12, 2001. U.S. application Ser. No. 10/856,176: a) is a continuation-in-part of U.S. application Ser. No. 10/768,809, filed Jan. 30, 2004, now U.S. Pat. No. 7,357,891 and b) claims priority to U.S. Provisional Application No. 60/473,902, filed May 28, 2003. U.S. application Ser. No. 10/768,809: a) claims benefit to U.S. Provisional Application No. 60/443,741 filed Jan. 30, 2003; b) is a continuation-in-part of International Application No. PCT/US02/32542, filed Oct. 11, 2002; c) is a continuation-in-part of International Application No. PCT/US02/32575, filed Oct. 11, 2002; and d) is a continuation-in-part of International Application No. PCT/US02/32594, filed Oct. 11, 2002. International Application No. PCT/US02/32542: a) claims priority to U.S. Provisional Application No. 60/328,868, filed Oct. 12, 2001; b) claims priority to U.S. Provisional Application No. 371,940, filed Apr. 11, 2002; and c) claims priority to U.S. Provisional Application No. 60/386,937, filed Jun. 7, 2002. International Application No. PCT/US02/32575: a) claims priority to U.S. Provisional Application No. 60/328,868, filed Oct. 12, 2001; and b) claims priority to U.S. Provisional Application No. 60/386,937, filed Jun. 7, 2002. International Application No. PCT/US02/32594: a) claims priority to U.S. Provisional Application No. 60/328,868, filed Oct. 12, 2001; b) claims priority to U.S. Provisional Application No. 60/386,937, filed Jun. 7, 2002; and c) claims priority to U.S. Provisional Application No. 60/414,276, filed Sep. 27, 2002. The contents all of the foregoing applications are incorporated herein by reference.

FIELD OF THE INVENTION

The present invention relates to rapidly dissolving films and methods of their preparation. The films contain a polymer component and active ingredients as taste-masked or controlled-release coated particles uniformly distributed throughout the film.

BACKGROUND OF THE RELATED  
TECHNOLOGY

Active ingredients, such as drugs or pharmaceuticals, may be prepared in a tablet form to allow for accurate and consistent dosing. However, this form of preparing and dispensing medications has many disadvantages including

2

that a large proportion of adjuvants that must be added to obtain a size able to be handled, that a larger medication form requires additional storage space, and that dispensing includes counting the tablets which has a tendency for inaccuracy. In addition, many persons, estimated to be as much as 28% of the population, have difficulty swallowing tablets. While tablets may be broken into smaller pieces or even crushed as a means of overcoming swallowing difficulties, this is not a suitable solution for many tablet or pill forms. For example, crushing or destroying the tablet or pill form to facilitate ingestion, alone or in admixture with food, may also destroy the controlled release properties.

As an alternative to tablets and pills, films may be used to carry active ingredients such as drugs, pharmaceuticals, and the like. However, historically films and the process of making drug delivery systems therefrom have suffered from a number of unfavorable characteristics that have not allowed them to be used in practice.

Films that incorporate a pharmaceutically active ingredient are disclosed in expired U.S. Pat. No. 4,136,145 to Fuchs, et al. ("Fuchs"). These films may be formed into a sheet, dried and then cut into individual doses. The Fuchs disclosure alleges the fabrication of a uniform film, which includes the combination of water-soluble polymers, surfactants, flavors, sweeteners, plasticizers and drugs. These allegedly flexible films are disclosed as being useful for oral, topical or enteral use. Examples of specific uses disclosed by Fuchs include application of the films to mucosal membrane areas of the body, including the mouth, rectal, vaginal, nasal and ear areas.

Examination of films made in accordance with the process disclosed in Fuchs, however, reveals that such films suffer from the aggregation or conglomeration of particles, i.e., self-aggregation, making them inherently non-uniform. This result can be attributed to Fuchs' process parameters, which although not disclosed likely include the use of relatively long drying times, thereby facilitating intermolecular attractive forces, convection forces, air flow and the like to form such agglomeration.

The formation of agglomerates randomly distributes the film components and any active present as well. When large dosages are involved, a small change in the dimensions of the film would lead to a large difference in the amount of active per film. If such films were to include low dosages of active, it is possible that portions of the film may be substantially devoid of any active. Since sheets of film are usually cut into unit doses, certain doses may therefore be devoid of or contain an insufficient amount of active for the recommended treatment. Failure to achieve a high degree of accuracy with respect to the amount of active ingredient in the cut film can be harmful to the patient. For this reason, dosage forms formed by processes such as Fuchs, would not likely meet the stringent standards of governmental or regulatory agencies, such as the U.S. Federal Drug Administration ("FDA"), relating to the variation of active in dosage forms. Currently, as required by various world regulatory authorities, dosage forms may not vary more than 10% in the amount of active present. When applied to dosage units based on films, this virtually mandates that uniformity in the film be present.

The problems of self-aggregation leading to non-uniformity of a film were addressed in U.S. Pat. No. 4,849,246 to Schmidt ("Schmidt"). Schmidt specifically pointed out that the methods disclosed by Fuchs did not provide a uniform film and recognized that that the creation of a non-uniform film necessarily prevents accurate dosing, which as discussed above is especially important in the pharmaceutical

US 9,931,305 B2

3

area. Schmidt abandoned the idea that a mono-layer film, such as described by Fuchs, may provide an accurate dosage form and instead attempted to solve this problem by forming a multi-layered film. Moreover, his process is a multi-step process that adds expense and complexity and is not practical for commercial use.

Other U.S. Patents directly addressed the problems of particle self-aggregation and non-uniformity inherent in conventional film forming techniques. In one attempt to overcome non-uniformity, U.S. Pat. No. 5,629,003 to Horstmann et al. and U.S. Pat. No. 5,948,430 to Zerbe et al. incorporated additional ingredients, i.e. gel formers and polyhydric alcohols respectively, to increase the viscosity of the film prior to drying in an effort to reduce aggregation of the components in the film. These methods have the disadvantage of requiring additional components, which translates to additional cost and manufacturing steps. Furthermore, both methods employ the use of the conventional time-consuming drying methods such as a high-temperature air-bath using a drying oven, drying tunnel, vacuum drier, or other such drying equipment. The long length of drying time aids in promoting the aggregation of the active and other adjuvant, notwithstanding the use of viscosity modifiers. Such processes also run the risk of exposing the active, i.e., a drug, or vitamin C, or other components to prolonged exposure to moisture and elevated temperatures, which may render it ineffective or even harmful.

In addition to the concerns associated with degradation of an active during extended exposure to moisture, the conventional drying methods themselves are unable to provide uniform films. The length of heat exposure during conventional processing, often referred to as the "heat history", and the manner in which such heat is applied, have a direct effect on the formation and morphology of the resultant film product. Uniformity is particularly difficult to achieve via conventional drying methods where a relatively thicker film, which is well-suited for the incorporation of a drug active, is desired. Thicker uniform films are more difficult to achieve because the surfaces of the film and the inner portions of the film do not experience the same external conditions simultaneously during drying. Thus, observation of relatively thick films made from such conventional processing shows a non-uniform structure caused by convection and intermolecular forces and requires greater than 10% moisture to remain flexible. The amount of free moisture can often interfere over time with the drug leading to potency issues and therefore inconsistency in the final product.

Conventional drying methods generally include the use of forced hot air using a drying oven, drying tunnel, and the like. The difficulty in achieving a uniform film is directly related to the rheological properties and the process of water evaporation in the film-forming composition. When the surface of an aqueous polymer solution is contacted with a high temperature air current, such as a film-forming composition passing through a hot air oven, the surface water is immediately evaporated forming a polymer film or skin on the surface. This seals the remainder of the aqueous film-forming composition beneath the surface, forming a barrier through which the remaining water must force itself as it is evaporated in order to achieve a dried film. As the temperature outside the film continues to increase, water vapor pressure builds up under the surface of the film, stretching the surface of the film, and ultimately ripping the film surface open allowing the water vapor to escape. As soon as the water vapor has escaped, the polymer film surface reforms, and this process is repeated, until the film is completely dried. The result of the repeated destruction and

4

reformation of the film surface is observed as a "ripple effect" which produces an uneven, and therefore non-uniform film. Frequently, depending on the polymer, a surface will seal so tightly that the remaining water is difficult to remove, leading to very long drying times, higher temperatures, and higher energy costs.

Other factors, such as mixing techniques, also play a role in the manufacture of a pharmaceutical film suitable for commercialization and regulatory approval. Air can be trapped in the composition during the mixing process or later during the film making process, which can leave voids in the film product as the moisture evaporates during the drying stage. The film frequently collapse around the voids resulting in an uneven film surface and therefore, non-uniformity of the final film product. Uniformity is still affected even if the voids in the film caused by air bubbles do not collapse. This situation also provides a non-uniform film in that the spaces, which are not uniformly distributed, are occupying area that would otherwise be occupied by the film composition. None of the above-mentioned patents either addresses or proposes a solution to the problems caused by air that has been introduced to the film.

Therefore, there is a need for methods and compositions for film products, which use a minimal number of materials or components, and which provide a substantially non-self-aggregating uniform heterogeneity throughout the area of the films. Desirably, such films are produced through a selection of a polymer or combination of polymers that will provide a desired viscosity, a film-forming process such as reverse roll coating, and a controlled, and desirably rapid, drying process which serves to maintain the uniform distribution of non-self-aggregated components without the necessary addition of gel formers or polyhydric alcohols and the like which appear to be required in the products and for the processes of prior patents, such as the aforementioned Horstmann and Zerbe patents. Desirably, the films will also incorporate compositions and methods of manufacture that substantially reduce or eliminate air in the film, thereby promoting uniformity in the final film product.

#### SUMMARY OF THE INVENTION

In one aspect, this invention provides rapid-dissolve film products for drug delivery whereby the active agents are taste-masked or controlled-release coated particles uniformly distributed throughout the film. The uniform films of this invention can be divided into equally sized dosage units having substantially equal amounts of each compositional component present. This advantage is particularly useful because it permits large area films to be initially formed, and subsequently cut into individual dosage units without concern for whether each unit is compositionally equal. Pharmaceutical film dosage forms to date have not been marketed largely due to the inability to achieve this result. Thus, for example, the films of the present invention have particular applicability as pharmaceutical dosage delivery systems because each dosage unit, e.g., each individual dosage film unit, will contain the proper predetermined amount of drug.

In a further aspect of the present invention, methods of forming the films of this invention are provided, by wet casting methods and hot melt extrusion methods. In a wet casting method, the film product is formed by combining a polymer and a polar solvent, forming the combination into a film, and drying the film in a controlled manner. Preferably, the film is dried initially only applying heat to the bottom side of the film, in order to maintain a non-self-aggregating uniform heterogeneity. Desirably, during the



## US 9,931,305 B2

5

initial bottom drying stage, substantially no convection currents, i.e., hot air currents, are permitted to travel across the top of the film until the visco-elastic properties of the film are such that the film components are "locked" in place and cannot move to cause non-uniformity. At that stage, other methods of heating to effect drying may be employed.

The films may be formed with a polar solvent which may be water, a polar organic solvent, or a combination thereof. An active ingredient may be added to the polymer and water combination prior to the drying step. Alternatively, or in addition to controlling the drying the film, the polymer may be selected in order to provide a viscosity that maintains the non-self-aggregating uniform heterogeneity. Moreover, the composition desirably is mixed in a manner to minimize the incorporation of air into the mixture and is desirably deaerated, such as by conditioning at room temperature, vacuum treatment or the like, to allow trapped air to escape prior to the drying process. This serves to eliminate bubble and void formation in the final film product, thereby further improving uniformity. Reverse roll coating is one particularly useful coating technique may also be used to form the film.

Another embodiment of the present invention may include a rapid-dissolve film product containing at least one water-soluble polymer including polyethylene oxide alone or in combination with a hydrophilic cellulosic polymer, wherein the film product may be free of added plasticizers. Preferably, the rapid-dissolve film product includes at least one water-soluble polymer containing about 20% to 100% by weight polyethylene oxide, about 0% to 80% by weight hydroxypropylmethyl cellulose, and about 0% to 80% by weight hydroxypropyl cellulose; an active component; sweetener; at least one flavoring; and at least one colorant, wherein the film product optionally is free of added plasticizers, surfactants, and polyalcohols.

In another aspect of the present invention, the films employing polyethylene oxide as the film-forming polymer may be formed by a hot melt extrusion process, whereby an edible film-forming polymer is provided, and active components are added during manufacture, and the mixture is blended at elevated temperature in the absence of additional solvent to form a uniform matrix, and extruded to form a film. Desirably, the film will be further shaped by rollers to a specified thickness, and allowed to cool and harden to form a self supporting film. A particularly desirable film forming polymer for extrusion manufacture is polyethylene oxide, which is heated to about 65° C. to about 80° C. during blending to provide a pliable uniform matrix. The extrusion may be accomplished with a single screw extrusion apparatus or other suitable extrusion apparatus.

A particular advantage of the aforementioned extrusion processes when employed with particulate coated active ingredients is that the absence of additional solvent during the manufacturing process lessens the likelihood of dissolution or release of the taste-masked or controlled-release coated active agent during manufacture due to dissolution or solvent effects.

Another aspect of the present invention provides films containing coated particles that include an active agent and a taste-masking and/or controlled-release coating. Accordingly, there is provided a drug delivery composition that includes (i) a flowable water-soluble film forming matrix; (ii) a particulate bioeffecting agent uniformly stationed therein; and (iii) a taste-masking agent or controlled-release agent coated or intimately associated with the particulate to provide taste-masking of the bioeffecting agent. In some embodiments, the combined particulate and taste-masking agent have a particle size of 200 microns or less and the

6

flowable water-soluble film forming matrix is capable of being dried without loss of uniformity in the stationing of the particulate bioeffecting agent therein.

In some other embodiments, the taste-masking or controlled-release coated particles may have a particle size of 50 to 250 microns, and the flowable water-soluble film forming matrix is capable of being dried without loss of uniformity in the stationing of the particulate bioeffecting agent therein. The importance of particle size is heightened in orally ingestible thin films, where uniformity is also of particular importance, and the prior art has failed to recognize such critically important features.

Desirably, the size of the combined particulate and taste-masking agent have a particle size of 150 microns or less, or 100 microns or less. The flowable water-soluble film forming matrix is formable into a dry film of less than about 380 microns in thickness, for example less than about 250 microns in thickness. Desirably, the coated particles are embedded entirely within the finished films. In other words the dry films of the present invention desirably have smooth surfaces free of exposed agents or coated particles that could impart grittiness or maldistribution of the active. Thus, in one aspect of the invention there is provided a film vehicle which contains a uniform distribution of actives, as defined herein, being suitably free of particles which accumulate on the film surface when dried.

Desirably, the taste-masking or controlled-release agent is a thin film coating over portions of the bioeffecting agent. Useful taste-masking agents include polymeric materials. Water-soluble polymers are also useful. Desirably, the water-soluble polymer has an average molecular weight of equal to or greater than about 40,000. Furthermore, water-soluble polymers may be acrylic polymers, cellulosic polymers, and combinations thereof. Additionally, vinyl polymers, crown ethers, hydrogenated oils and waxes, and combinations thereof may also be used as taste-masking agents.

In some embodiments described herein, a thin film drug delivery composition includes: (a) an edible water-soluble film forming matrix; and (b) a coated particulate active component uniformly stationed therein, wherein the coating on the particulate active component is a taste-masking or controlled-release agent and wherein the coated particulate active component has a particle size of 50 to 250 microns and is uniformly distributed in the film composition.

In some other embodiments, there is provided a thin film drug delivery composition, which includes: (a) an edible water-soluble film forming matrix including at least one water-soluble polymer including polyethylene oxide alone or in combination with a hydrophilic cellulosic polymer; and (b) a coated particulate active component uniformly stationed therein, wherein the coating on the particulate active component is a taste-masking and/or controlled-release agent, and wherein the active component is uniformly distributed in the film composition.

Some other embodiments provide a drug delivery vehicle including:

a dry mucoadhering film having a thickness defined by opposed surfaces; the film including:

(i) a water-soluble polymer;

(ii) a pharmaceutically active particle including a pharmaceutically active agent; and a taste-masking agent;

wherein the particle having a particle size of less than about 200 microns and the taste-masking agent being present in amounts of about 15-80% by weight of the particle.

Still other embodiments provide a method of preparing a thin film drug delivery vehicle including:

7

- (a) providing a pharmaceutically active agent/taste-masking agent complex;
- (b) combining the complex with a water-soluble polymer and a solvent to form a mixture with uniform distribution of the complex therein;
- (c) casting the mixture onto a planar carrier surface to form a thin film on the carrier surface; and
- (d) controllably drying the thin film to form a distribution variance of the complex having less than about 10% variance throughout any given area of the thin film.

In still other embodiments, there is provided a method of preparing a thin film drug delivery vehicle having a substantially uniform distribution of components including:

- (a) forming a masterbatch pre-mix of an edible water-soluble polymer component and water;
- (b) feeding a predetermined amount of the premix to at least one mixer;
- (c) adding to the at least one mixer a predetermined amount of a taste-masked active component including a particulate active component and a taste masking agent coating the particulate active component;
- (d) mixing the premix and the taste-masked active component in the at least one mixer to form a uniform matrix;
- (e) forming a wet film from the matrix;
- (f) rapidly forming a visco-elastic film by applying hot air currents to the bottom side of the wet film with substantially no top air flow; and
- (g) drying the visco-elastic film to form a self-supporting edible film.

In yet other embodiments, there is provided a process for making a self-supporting, edible film having a substantially uniform distribution of components including:

- (a) forming a premix of an edible water-soluble polymer component containing polyethylene oxide and optionally one or more additional polymers;
- (b) blending into the premix a taste-masked active component including a particulate active component coated with a taste masking agent, to form a uniform matrix;
- (c) extruding a film from the matrix; and
- (d) cooling the film to form a self-supporting edible film.

#### BRIEF DESCRIPTION OF THE DRAWINGS

FIG. 1 shows a side view of a package containing a unit dosage film of the present invention.

FIG. 2 shows a top view of two adjacently coupled packages containing individual unit dosage forms of the present invention, separated by a tearable perforation.

FIG. 3 shows a side view of the adjacently coupled packages of FIG. 2 arranged in a stacked configuration.

FIG. 4 shows a perspective view of a dispenser for dispensing the packaged unit dosage forms, dispenser containing the packaged unit dosage forms in a stacked configuration.

FIG. 5 is a schematic view of a roll of coupled unit dose packages of the present invention.

FIG. 6 is a schematic view of an apparatus suitable for preparation of a pre-mix, addition of an active, and subsequent formation of the film.

FIG. 7 is a schematic view of an apparatus suitable for drying the films of the present invention.

FIG. 8 is a sequential representation of the drying process of the present invention.

FIG. 9 is a photographic representation of a film dried by conventional drying processes.

8

FIG. 10 is a photographic representation of a film dried by conventional drying processes.

FIG. 11 is a photographic representation of a film dried by conventional drying processes.

FIG. 12 is a photographic representation of a film dried by conventional drying processes.

FIG. 13 is a photographic representation of a film dried by conventional drying processes.

FIG. 14 is a photographic representation of a film dried by conventional drying processes.

FIG. 15 is a photographic representation of a film dried by conventional drying processes.

FIG. 16 is a photographic representation of a film dried by conventional drying processes.

FIG. 17 is a photographic representation of a film dried by the inventive drying process.

FIG. 18 is a photomicrographic representation of a film containing fat coated particles dried by the inventive drying process.

FIG. 19 is a photomicrographic representation of a film containing fat coated particles dried by the inventive drying process.

FIG. 20 is a photomicrographic representation of a film containing fat coated particles dried by the inventive drying process.

FIG. 21 is a photomicrographic representation of a film containing fat coated particles dried by the inventive drying process.

FIG. 22 is a photomicrographic representation of a film containing fat coated particles dried by the inventive drying process.

FIG. 23 is a photomicrographic representation of a film containing fat coated particles dried by the inventive drying process.

FIG. 24 is a photomicrographic representation of a film containing fat coated particles dried by the inventive drying process.

FIG. 25 is a photomicrographic representation of a film containing fat coated particles dried by the inventive drying process.

FIG. 26 is a photomicrographic representation of fat coated particles not in film, heated for 9 minutes at 80° C.

FIG. 27 is a photomicrographic representation of fat coated particles not in film, heated for 9 minutes at 80° C.

FIG. 28 is a photomicrographic representation of fat coated particles at room temperature prior to processing.

FIG. 29 is a photomicrographic representation of fat coated particles at room temperature prior to processing.

FIG. 30 is a photomicrographic representation of fat coated particles at room temperature prior to processing.

FIG. 31 is a photomicrographic representation of fat coated particles at room temperature prior to processing.

FIG. 32 is a graphical representation of a microarray on the blood of a human after ingestion by the human of a film of the present invention containing a bovine derived protein.

FIG. 33 is a graphical representation of the temperature differential between the inside and outside of a film of the present invention during drying.

FIG. 34 is a graphical representation of the temperature differential between the inside and outside of a film of the present invention during drying.

FIG. 35 is a schematic representation of a continuously-linked zone drying apparatus in accordance with the present invention.

FIG. 36 is a schematic representation of a separate zone drying apparatus in accordance with the present invention.

FIG. 37 is a schematic representation of a single screw extrusion apparatus for use in producing films of the present invention.

FIG. 38 is a table providing examples of thin film compositions of the present invention.

#### DETAILED DESCRIPTION OF THE INVENTION

For the purposes of the present invention the term non-self-aggregating uniform heterogeneity refers to the ability of the films of the present invention to provide a substantially reduced occurrence of, i.e. little or no, aggregation or conglomeration of components within the film as is normally experienced when films are formed by conventional drying methods such as a high-temperature air-bath using a drying oven, drying tunnel, vacuum drier, or other such drying equipment. The term heterogeneity, as used in the present invention, includes films that will incorporate a single component, such as a polymer, as well as combinations of components, such as a polymer and an active. Uniform heterogeneity includes the substantial absence of aggregates or conglomerates as is common in conventional mixing and heat drying methods used to form films.

Furthermore, the films of the present invention have a substantially uniform thickness, which is also not provided by the use of conventional drying methods used for drying water-based polymer systems. The absence of a uniform thickness detrimentally affects uniformity of component distribution throughout the area of a given film.

The film products of the present invention may be produced by a wet casting method, using a combination of a properly selected polymer and a polar solvent, optionally including an active ingredient as well as other fillers known in the art. In an alternative embodiment, a hot melt extrusion process may be used.

The film products of the present invention contain active agents in taste-masked or controlled-release coated particles uniformly distributed throughout the film. The active agents may be flavors, cooling agents, pharmaceuticals, vitamins, nutraceuticals, or other bioeffecting agents.

The coatings on the taste-masked or controlled-release particles desirably have a protective function, in addition to the taste-masked or controlled-release activity. The coatings desirably are sufficiently physically capable of withstanding the mechanical and thermal forces associated manufacturing processes, such as mixing, casting, rolling, drying, and hot melt extrusion.

Additionally, the coatings desirably do not prematurely release the active agent or substantially expose the active agent to the environment, e.g., solvent or air, such that the active has the potential to hydrolyze, oxidize, or otherwise be deleteriously affected by undesired release from the particle coating. Moreover, maintenance of the physical and chemical integrity of the coating not only preserves the activity of the active agent, but also allows for the coating to perform its taste-masked or controlled-release function when consumed.

In embodiments of this invention employing particulate active agents, whether coated or not, it is important that the particles not release the active agent during manufacture of the film, yet provide suitable release in the stomach or mouth during dosing, or during dissolution testing. Thus, the particles must reside intact during mixing, coating, film forming, and drying steps, so that the particles remain ready to dissolve in the finished film only in an appropriate environment. Accordingly, manufacturing conditions must be bal-

anced with the composition of the particles to provide stability during manufacture, yet appropriate release of drug. Note that by employing daughter mixers 30 and 30' (see FIG. 6) in wet casting embodiments of this invention, and not adding active drug to the master batch 22, there is less concern over stability of the particles during possibly extended periods after the master batch is mixed but prior to film forming operations. With the daughter mixers 30 and 30', the active agent or other ingredients that are incompatible with extended hold times in the master batch can be mixed just prior to the film forming operations with only minimal contact with the liquid ingredients prior to film forming. Even so, the particles should be stable in the liquid film forming ingredients for a sufficient period of time to compensate for the time required to form and dry the film after the film forming ingredients leave the daughter mixers. This time period may be as long as 30 minutes.

Similarly, a particular advantage to the extrusion processes of this invention is that solvents are not normally used in the extrusion methods as described herein. Accordingly, there is a greater likelihood that a coated active agent, if present, will be stable during the manufacture. Without a solvent in the film forming process, there is less likelihood that a coated particle will dissolve and release the active agent prematurely.

#### Film-Forming Polymers

The polymer may be water soluble, water swellable, water insoluble, or a combination of one or more either water soluble, water swellable or water insoluble polymers. The polymer may include cellulose or a cellulose derivative. Specific examples of useful water soluble polymers include, but are not limited to, polyethylene oxide (PEO), pullulan, hydroxypropylmethyl cellulose (HPMC), hydroxyethyl cellulose (HPC), hydroxypropyl cellulose, polyvinyl pyrrolidone, carboxymethyl cellulose, polyvinyl alcohol, sodium alginate, polyethylene glycol, xanthan gum, tragacanth gum, guar gum, acacia gum, arabic gum, polyacrylic acid, methylmethacrylate copolymer, carboxyvinyl copolymers, starch, gelatin, and combinations thereof. Specific examples of useful water insoluble polymers include, but are not limited to, ethyl cellulose, hydroxypropyl ethyl cellulose, cellulose acetate phthalate, hydroxypropyl methyl cellulose phthalate and combinations thereof.

#### Polymers for Wet-Cast Films

Polymers for wet-cast films may employ a polar solvent, such as water or alcohol, during the manufacturing process to soften or dissolve the polymeric film forming materials. Preferably, the polymers will be water soluble. As used herein the phrase "water soluble polymer" and variants thereof refer to a polymer that is at least partially soluble in water, and desirably fully or predominantly soluble in water, or absorbs water. Polymers that absorb water are often referred to as being water swellable polymers. The materials useful with the present invention may be water soluble or water swellable at room temperature and other temperatures, such as temperatures exceeding room temperature. Moreover, the materials may be water soluble or water swellable at pressures less than atmospheric pressure. Desirably, the water soluble polymers are water soluble or water swellable having at least 20 percent by weight water uptake. Water swellable polymers having a 25 or greater percent by weight water uptake are also useful. Films or dosage forms of the present invention formed from such water soluble polymers are desirably sufficiently water soluble to be dissolvable upon contact with bodily fluids.

Other polymers useful for incorporation into the films of the present invention include biodegradable polymers, copo-

US 9,931,305 B2

11

lymers, block polymers and combinations thereof. Among the known useful polymers or polymer classes which meet the above criteria are: poly(glycolic acid) (PGA), poly(lactic acid) (PLA), polydioxanones, polyoxalates, poly( $\alpha$ -esters), polyanhydrides, polyacetates, polycaprolactones, poly(orthoesters), polyamino acids, polyaminocarbonates, polyurethanes, polycarbonates, polyamides, poly(alkyl cyanoacrylates), and mixtures and copolymers thereof. Additional useful polymers include, stereopolymers of L- and D-lactic acid, copolymers of bis(p-carboxyphenoxy) propane acid and sebacic acid, sebacic acid copolymers, copolymers of caprolactone, poly(lactic acid)/poly(glycolic acid)/polyethyleneglycol copolymers, copolymers of polyurethane and (poly(lactic acid), copolymers of polyurethane and poly(lactic acid), copolymers of  $\alpha$ -amino acids, copolymers of  $\alpha$ -amino acids and caproic acid, copolymers of  $\alpha$ -benzyl glutamate and polyethylene glycol, copolymers of succinate and poly(glycols), polyphosphazene, polyhydroxy-alkanoates and mixtures thereof. Binary and ternary systems are contemplated.

Other specific polymers useful include those marketed under the Medisorb and Bidel trademarks. The Medisorb materials are marketed by the Dupont Company of Wilmington, Del. and are generically identified as a "lactide/glycolide co-polymer" containing "propanoic acid, 2-hydroxy-polymer with hydroxy-polymer with hydroxyacetic acid." Four such polymers include lactide/glycolide 100 L, believed to be 100% lactide having a melting point within the range of 338°-347° F. (170°-175° C.); lactide/glycolide 100 L, believed to be 100% glycolide having a melting point within the range of 437°-455° F. (225°-235° C.); lactide/glycolide 85/15, believed to be 85% lactide and 15% glycolide with a melting point within the range of 338°-347° F. (170°-175° C.); and lactide/glycolide 50/50, believed to be a copolymer of 50% lactide and 50% glycolide with a melting point within the range of 338°-347° F. (170°-175° C.).

The Bidel materials represent a family of various polyanhydrides which differ chemically.

Although a variety of different polymers may be used, it is desired to select polymers to provide a desired viscosity of the mixture prior to drying. For example, if the active or other components are not soluble in the selected solvent, a polymer that will provide a greater viscosity is desired to assist in maintaining uniformity. On the other hand, if the components are soluble in the solvent, a polymer that provides a lower viscosity may be preferred.

The polymer plays an important role in affecting the viscosity of the film. Viscosity is one property of a liquid that controls the stability of the active in an emulsion, a colloid or a suspension. Generally the viscosity of the matrix will vary from about 400 cps to about 100,000 cps, preferably from about 800 cps to about 60,000 cps, and most preferably from about 1,000 cps to about 40,000 cps. Desirably, the viscosity of the film-forming matrix will rapidly increase upon initiation of the drying process.

The viscosity may be adjusted based on the selected active depending on the other components within the matrix. For example, if the component is not soluble within the selected solvent, a proper viscosity may be selected to prevent the component from settling which would adversely affect the uniformity of the resulting film. The viscosity may be adjusted in different ways. To increase viscosity of the film matrix, the polymer may be chosen of a higher molecular weight or crosslinkers may be added, such as salts of calcium, sodium and potassium. The viscosity may also be adjusted by adjusting the temperature or by adding a vis-

12

cosity increasing component. Components that will increase the viscosity or stabilize the emulsion/suspension include higher molecular weight polymers and polysaccharides and gums, which include without limitation, alginate, carrageenan, hydroxypropyl methyl cellulose, locust bean gum, guar gum, xanthan gum, dextran, gum arabic, gellan gum and combinations thereof.

It has also been observed that certain polymers which when used alone would ordinarily require a plasticizer to achieve a flexible film, can be combined without a plasticizer and yet achieve flexible films. For example, HPMC and HPC when used in combination provide a flexible, strong film with the appropriate plasticity and elasticity for manufacturing and storage. No additional plasticizer or polyalcohol is needed for flexibility.

Polymers for Extruded Films

In an alternative embodiment of this invention, hot melt extrusion may be used to form films. For extrusion processes, the polymers must be thermoplastic, meaning the polymers can be melted in a suitable apparatus, blended with other ingredients as desired, and extruded under pressure through an orifice to provide a film.

Among the polymers recited above, polyethylene oxide (PEO), when used alone or in combination with a hydrophilic cellulosic polymer, is particularly suited to hot melt extrusion processes, and achieves flexible, strong films. Additional plasticizers or polyalcohols may optionally be included. Non-limiting examples of suitable cellulosic polymers for combination with PEO include HPC and HPMC. PEO and HPC have essentially no gelation temperature, while HPMC has a gelation temperature of 58-64° C. (Methocel EF available from Dow Chemical Co.). Moreover, these films are sufficiently flexible even when substantially free of organic solvents, which may be removed without compromising film properties. As such, if there is no solvent present, then there is no plasticizer in the films. PEO based films also exhibit good resistance to tearing, little or no curling, and fast dissolution rates when the polymer component contains appropriate levels of PEO.

To achieve the desired film properties, the level and/or molecular weight of PEO in the polymer component may be varied. Modifying the PEO content affects properties such as tear resistance, dissolution rate, and adhesion tendencies. Thus, one method for controlling film properties is to modify the PEO content. For instance, in some embodiments rapid dissolving films are desirable. By modifying the content of the polymer component, the desired dissolution characteristics can be achieved.

In accordance with the present invention, PEO desirably ranges from about 20% to 100% by weight in the polymer component. In some embodiments, the amount of PEO desirably ranges from about 1 mg to about 200 mg.

In some embodiments of the instant invention, a hydrophilic cellulosic polymer such as HPMC may also be used as a water soluble polymer, in from about 0% to about 80% by weight, or in a ratio of up to about 4:1 with the PEO, and desirably in a ratio of about 1:1.

In some embodiments, it may be desirable to vary the PEO levels to promote certain film properties. To obtain films with high tear resistance and fast dissolution rates, levels of about 50% or greater of PEO in the polymer component are desirable. To achieve adhesion prevention, i.e., preventing the film from adhering to the roof of the mouth, PEO levels of about 20% to 75% are desirable. In some embodiments, however, adhesion to the roof of the mouth may be desired, such as for administration to animals or children. In such cases, higher levels of PEO may be

US 9,931,305 B2

13

employed. More specifically, structural integrity and dissolution of the film can be controlled such that the film can adhere to mucosa and be readily removed, or adhere more firmly and be difficult to remove, depending on the intended use.

The molecular weight of the PEO may also be varied. High molecular weight PEO, such as about 4 million, may be desired to increase mucoadhesivity of the film. More desirably, the molecular weight may range from about 100,000 to 900,000, more desirably from about 100,000 to 600,000, and most desirably from about 100,000 to 300,000. In some embodiments, it may be desirable to combine high molecular weight (600,000 to 900,000) with low molecular weight (100,000 to 300,000) PEOs in the polymer component.

For instance, certain film properties, such as fast dissolution rates and high tear resistance, may be attained by combining small amounts of high molecular weight PEOs with larger amounts of lower molecular weight PEOs. Desirably, such compositions contain about 60% or greater levels of the lower molecular weight PEO in the PEO-blend polymer component.

To balance the properties of adhesion prevention, fast dissolution rate, and good tear resistance, desirable film compositions may include about 50% to 75% low molecular weight PEO, optionally combined with a small amount of a higher molecular weight PEO, with the remainder of the polymer component containing a hydrophilic cellulosic polymer (HPC or HPMC).

#### Controlled Release Films

The term "controlled release" is intended to mean the release of active at a pre-selected or desired rate. This rate will vary depending upon the application. Desirable rates include fast or immediate release profiles as well as delayed, sustained or sequential release. Combinations of release patterns, such as initial spiked release followed by lower levels of sustained release of active are contemplated. Pulsed drug releases are also contemplated.

The polymers that are chosen for the films of the present invention may also be chosen to allow for controlled disintegration of the active. This may be achieved by providing a substantially water insoluble film that incorporates an active that will be released from the film over time. This may be accomplished by incorporating a variety of different soluble or insoluble polymers and may also include biodegradable polymers in combination. Alternatively, coated controlled-release active particles may be incorporated into a readily soluble film matrix to achieve the controlled-release property of the active inside the digestive system upon consumption.

Films that provide a controlled-release of the active are particularly useful for buccal, gingival, sublingual and vaginal applications. The films of the present invention are particularly useful where mucosal membranes or mucosal fluid is present due to their ability to readily wet and adhere to these areas.

The convenience of administering a single dose of a medication which releases active ingredients in a controlled fashion over an extended period of time as opposed to the administration of a number of single doses at regular intervals has long been recognized in the pharmaceutical arts. The advantage to the patient and clinician in having consistent and uniform blood levels of medication over an extended period of time are likewise recognized. The advantages of a variety of sustained release dosage forms are well known. However, the preparation of a film that provides the controlled-release of an active has advantages in addition to

14

those well-known for controlled-release tablets. For example, thin films are difficult to inadvertently aspirate and provide an increased patient compliance because they need not be swallowed like a tablet. Moreover, certain embodiments of the inventive films are designed to adhere to the buccal cavity and tongue, where they controllably dissolve. Furthermore, thin films may not be crushed in the manner of controlled release tablets which is a problem leading to abuse of drugs such as Oxycontin.

The actives employed in the present invention may be incorporated into the film compositions of the present invention in a controlled release form. For example, particles of drug may be coated with polymers such as ethyl cellulose or polymethacrylate, commercially available under brand names such as Aquacoat ECD and Eudragit E-100, respectively. Solutions of drug may also be absorbed on such polymer materials and incorporated into the inventive film compositions. Other components such as fats and waxes, as well as sweeteners and/or flavors may also be employed in such controlled release compositions.

The actives may be taste-masked prior to incorporation into the film composition, as set forth in PCT Application No. PCT/US02/32594, titled, Uniform Films For Rapid Dissolve Dosage Form Incorporating Taste-Masking Compositions, (based on U.S. Provisional Application No. 60/414,276, Express Mail Label No.: EU552991605 US of the same title, filed Sep. 27, 2003) the entire subject matter of which is incorporated by reference herein. Taste-masking of actives, as disclosed therein, is described herein below.

#### Particle Formation

The active agents employed in the present invention are incorporated into the film compositions of the present invention in a taste-masked or controlled-release form. Taste-masking is useful to avoid unpleasant taste effects, such as bitterness, often associated with the active agents such as pharmaceuticals. In this embodiment, particles of drug may be coated with taste-masking agents, for example polymers, oils, or waxes. Additionally, organoleptic agents, such as, but not limited to sweeteners and/or flavors, may also be employed in such taste-masked compositions, including in the coating layer of the taste masking agent. In alternative embodiments, the particle coatings impart controlled-release, delayed-release, or sustained-release characteristics, delaying the release of active agent from the particle in the mouth or gut of the consumer.

The taste-masked or controlled-release particles may be any useful organoleptic agent, cosmetic agent, pharmaceutical agent, or combinations thereof.

Useful organoleptic agents include flavors and sweeteners. Useful cosmetic agents include breath freshening or decongestant agents, such as menthol, including menthol crystals.

Compositions employing particulate active agents incorporated into films with taste-masked coatings are disclosed in PCT application WO 2003/030883, titled "Uniform Films For Rapid Dissolve Dosage Form Incorporating Taste-Masking Compositions," the entire subject matter of which is incorporated by reference herein. As used in this application, any reference to taste-masking by coating particulate active agents should also be understood to encompass controlled-release coatings of particulate active agents.

An important consideration for the film based drug delivery compositions involving a controlled-release or taste-mask particle technology is that the drug containing particles remain chemically stable and do not release the active drug during the mixing and film forming operations of the manufacturing process. Accordingly, with respect to films formed

US 9,931,305 B2

15

by a wet casting method, the controlled-release or taste-mask particle compositions should be sufficiently stable in the mixer prior to the film forming steps, and the casting and drying steps, so that the particles remain intact in the finished product. In the hot melt extrusion film manufacturing process, the particles must be stable in the extrusion apparatus and any subsequent steps, so that the particles remain intact in the finished product.

In one embodiment, the taste-masking or controlled-release agent is a thin film coating over a particulate bioeffecting agent. Useful coatings in this embodiment include polymeric and non-polymeric materials.

Non-limiting examples of polymers include acrylic polymers, cellulosic polymers or vinyl polymers. Non-limiting examples of non-polymeric materials include crown ethers, fully hydrogenated oils and waxes. Moreover, the taste masking agents may be water soluble, water insoluble or partially water soluble.

For example, the coating material may be carboxymethyl cellulose; methyl cellulose; ethyl cellulose; hydroxyl methyl cellulose; hydroxyethyl cellulose; hydroxypropyl cellulose; hydroxypropylmethyl cellulose; hydroxymethylpropyl cellulose; gum arabic; xanthan gum; tragacanth; acacia; carageenan; guar gum; locust bean gum; pectin; alginates; gelatinized, modified or unmodified starch, including tapioca starch, rice starch, corn starch, potato starch, and wheat starch; polyvinyl alcohol; polyacrylic acid; polyvinyl pyrrolidone; poly(meth)acrylate; poly(meth)copolymers; dextrin; dextran; proteins, such as, gelatin, zein, gluten, soy protein, soy protein isolate, and whey protein; whey protein isolate; casein; levin; collagen; chitin; chitosin; polydextrose and combinations thereof.

Useful acrylic polymers include those available under the trade name Eudragit® from Röhm America, LLC, such as methacrylic acid co-polymers sold under the trade names Eudragit E®, Eudragit L®, Eudragit RD® and Eudragit S®, and polyethylacrylate-methylmethacrylate sold under the trade name, Eudragit NE®. These acrylic polymers are generally water soluble materials.

Useful cellulosic polymers include alkylcelluloses such as methyl or ethyl cellulose, and hydroxyalkylcelluloses, such as hydroxymethyl cellulose, hydroxyethyl cellulose, hydroxypropyl cellulose, hydroxypropylmethyl cellulose, hydroxymethylpropyl cellulose, and combinations thereof. Useful alkylcelluloses include those sold under the trade names Methocel E™ by Dow Chemicals. Additionally, useful ethylcelluloses are commercially available commercially available from FMC Corporation under brand name Aquacoat ECD. These polymers are generally water soluble materials.

Moreover, the pharmaceutically active agents may be sprayed and congealed with fully hydrogenated oils or waxes considered safe for human consumption and are relatively stable. Useful, but non-limiting, pharmaceutically acceptable oils include mineral oil, peanut oil, soybean oil, sunflower oil, corn oil, olive oil, hard palm oil and rapeseed oil.

Furthermore, crown ether compounds, such as cyclodextrins, are also useful for coating the pharmaceutically active agents. The pharmaceutically active agents are taste masked with crown ethers through entrapment or coaccervation methods. Useful cyclodextrins are commercially available under the trade name of Trappsol® from CTD, Inc.

In some embodiments, the aforementioned polymeric coatings that affect taste masking may be desirable over complexation with ion exchange resins, as has been disclosed in, for example, European Patent No. EP1267829 B1,

16

because of the high drug loadings that are possible with the polymeric coatings as compared to complexation with ion exchange resins. Despite allegations to the contrary, we have found the highest useful drug loading on an ion exchange resin is about 30% by weight. By contrast, the particle coating of this invention can be used with 50-95% drug loading, meaning that a taste-masked particle can contain up to about 95% by weight active and as little as 5% by weight taste-masking polymer. This is a substantially greater drug loading than known ion exchange resins, and very important given the limited size and weight of a film dosage unit, in which maximizing drug loading into a uniform film is an important consideration.

In some embodiments, the taste-masking or controlled-release agent may be present in the amount of about 5-80% by weight of the particle. In another embodiment, the taste-masking agent is present in the amount of about 5-60% by weight of the particle. In yet another embodiment, the taste-masking agent is present in the amount of about 25-35% by weight of the particle. The precise loading of drug in the taste-mask coated particle is a function of many parameters, including the drug, the coating, and any flavors present in the particle or the film forming matrix.

Pharmaceutically active agents may be taste-masked with the above-described taste-masking agents by a variety of techniques. The techniques coat the pharmaceutically active agents or portions of the pharmaceutically active agents with taste-masking agents to avoid unpleasant taste effects, such as bitterness, often associated with the pharmaceutically active agents or drugs. Useful coating techniques include, but are not limited to, fluidized bed coating, spray congealing coating, agglomeration or granulation coating, entrapment coating, coaccervation coating, infusion coating, spin coating, ion exchange coating and the like.

The fluidized bed coating method is commonly used in pharmaceutical industries for taste masking pharmaceutically active agents. Fluidized bed coaters achieve fluidization of the pharmaceutically active agents by introducing a continuous stream of process gas into a chamber. The coating material is deposited onto the suspended agent as it passes through the spray path of the coating material. The coated agent is dried. A relative low water solubility polymer is typically used to coat the active particles' surface. Minimum limits on particle sizes are about 100 to 120 microns. Smaller particle sizes are difficult to achieve due to process limitation and product loss. Water insoluble pharmaceutically active agents may be suitably coated with water soluble taste masking agents with this method.

In the spray congealing method both the pharmaceutically active agents and the coating materials are sprayed simultaneously into a chamber supplied with process gas to create a uniformly coated active. This method typically involves the coating of the actives with material that could be melted at reasonable temperatures, for example fatty materials or polymers such as certain Eudragit® polymers. The mix of materials are sprayed through a fine nozzle and cooled through a temperature-control air stream or a cold surface. Consideration of mixture temperature is important. The melting temperature of the coating agent selected should not exceed a degradation temperature of the pharmaceutically active agent.

In the agglomeration or granulation method, the pharmaceutically active agents are mixed with the taste-masking agents and a solvent by mechanical means or by spray drying. The solvent is gradually removed by vacuum or heating, or both. Particles are then agglomerated. The agglomerated particles are not typically coated entirely with

US 9,931,305 B2

17

the taste masking agent and some bitterness may result accordingly. The bitterness, however, may be further reduced by incorporating such coated particles in the films of the present invention.

In typical entrapment coating methods, certain compounds having specific properties that can trap pharmaceutically active agents into its molecule cages must first be selected. Compounds, like certain specifically made starches and crown ether type molecules, such as cyclodextrins and zeolites, are useful with this method. The compounds and the agents are entrapped by ionic attraction. The entrapped agents are then precipitated from solution.

The coacervation coating method uses two polymers with opposite charges in solution. When the solution is neutralized an insoluble matrix will precipitate from solution and trap the pharmaceutically active agents therein. Examples include interactions of gum arabic and gelatin solutions and interactions of cyclodextrins and protein solutions.

In the infusion method pharmaceutically active agents and flavors or sweeteners are dissolved and infused into a polymer matrix to form a dry powder. In spin coating methods, pharmaceutically active agents are combined with sugars or fats and spun into coated particles. Details of the method are disclosed in U.S. Pat. No. 5,028,632, the contents of which is incorporated herein by reference. In ion exchange coating, ionic bonding of pharmaceutically active agents to ion exchange resins masks the tastes of the agents.

Extrusion and spherization methods may also be used for taste-masking pharmaceutically active particulates. Ratios of active(s) and polymer(s) (such as, starch, cellulose, gum and/or combinations thereof) are first mixed and thicken by adding a small amount of water. The thickened mixture is then extruded through a single or double nozzle screw. Small spherical particles are formed by a Marumerization® process. Desirable particle sizes are obtained through process control and particulate sieving.

Lyophilization (Freeze-Drying) methods may also be used with the practice of the present invention. A combination of polymer(s) (such as, starch, gum, cellulose and/or combinations thereof) with active(s) are mixed and dissolved (or dispersed) in aqueous medium. This mixture is then freeze-dried on a pre-form substrate. Desirable particles sizes can be obtained by process control and product sieving.

In some instances, taste-masking may amount to the addition of two components together, neither of which are particularly pleasing to the taste, but which, due to their chemical makeup, counteract each other or allow for a third substance or more of one of the substances to be added without a concomitant reduction in pleasantness of the taste.

The edible water-soluble delivery system of the present invention further includes one or more members selected from antifoaming agents, plasticizing agents, surfactants, emulsifying agents, thickening agents, binding agents, cooling agents, saliva-stimulating agents, sweetening agents, antimicrobial agents, antigens and combinations thereof.

The particles used in the present invention desirably have a particle size of less than about 200 microns and the taste-masking agent is present in amounts of about 15-80% by weight of the particle. A particle size of about 150 microns or less is also useful. Desirably, the particle size of the particle is about 100 microns or less. Desirably, the thickness of the film is less than about 380 microns, for example, less than about 250 microns. Furthermore, the taste-masking agent may be present in the amount of about

18

20-60% by weight of the particle. Desirably, the taste-masking agent is present in the amount of about 25-35% by weight of the particle.

In some embodiments, the particulate bioeffecting agent coated with a taste-masking or controlled-release polymer may have a particle size of between 50 to 250 microns. Desirably, the size of the combined particulate and taste-masking agent have a particle size of 150 microns or less, for example 100 microns or less. Particle sizes less than 50 microns may be unsuitable in some embodiments because it is inefficient to coat such small particles due to the large surface area.

Particle sizes of greater than 250 microns may be unsuitable in some embodiments because the larger particles can “bridge” during the film forming process, meaning that the particle can extend from the bottom surface to the top surface of the film, or even protrude beyond the surface of the film. Such bridging may cause streaking and non-uniformity of the finished film. Any protruding particles also may be subject to environmental stresses and premature decomposition, leading to non-uniformity of dosing.

The aforementioned particles may be spherical, substantially spherical, or non-spherical, such as irregularly shaped particles or ellipsoidally shaped particles. Ellipsoidally shaped particles or ellipsoids are especially desirable because of their ability to maintain uniformity in the film forming matrix as they tend to settle to a lesser degree as compared to spherical particles.

When an active agent is present in the film, the amount of active per unit area is determined by the uniform distribution of the film. For example, when the films are cut into individual dosage forms, the amount of the active in the dosage form can be known with a great deal of accuracy. This is achieved because the amount of the active in a given area is substantially identical to the amount of active in an area of the same dimensions in another part of the film. The accuracy in dosage is particularly advantageous when the active is a medicament, i.e., a drug.

The uniformity is determined by the presence of no more than a 10% by weight of drug variance throughout the matrix. Desirably, the drug variance is less than 5% by weight, less than 2% by weight, less than 1% by weight, or less than 0.5% by weight. Moreover, the particulates have a particle size of 200 microns or less. Furthermore, the film matrix desirably has a thickness of less than about 380 microns.

#### Active Agents

The active components that may be incorporated into the films of the present invention include, without limitation, pharmaceutical and cosmetic actives, drugs, medicaments, proteins, antigens or allergens such as ragweed pollen, spores, microorganisms, seeds, mouthwash components, flavors, fragrances, enzymes, preservatives, sweetening agents, colorants, spices, vitamins and combinations thereof.

#### Drugs

A wide variety of medicaments, bioactive active substances and pharmaceutical compositions may be included in the dosage forms of the present invention. Examples of useful drugs include ace-inhibitors, antianginal drugs, anti-arrhythmias, anti-asthmatics, anti-cholesterolemics, analgesics, anesthetics, anti-convulsants, anti-depressants, anti-diabetic agents, anti-diarrhea preparations, antidotes, anti-histamines, anti-hypertensive drugs, anti-inflammatory agents, anti-lipid agents, anti-manics, anti-nauseants, anti-stroke agents, anti-thyroid preparations, anti-tumor drugs, anti-viral agents, acne drugs, alkaloids, amino acid preparations, anti-tussives, anti-uricemic drugs, anti-viral drugs,

US 9,931,305 B2

19

anabolic preparations, systemic and non-systemic anti-infective agents, anti-neoplastics, anti-parkinsonian agents, anti-rheumatic agents, appetite stimulants, biological response modifiers, blood modifiers, bone metabolism regulators, cardiovascular agents, central nervous system stimulants, cholinesterase inhibitors, contraceptives, decongestants, dietary supplements, dopamine receptor agonists, endometriosis management agents, enzymes, erectile dysfunction therapies, fertility agents, gastrointestinal agents, homeopathic remedies, hormones, hypercalcemia and hypocalcemia management agents, immunomodulators, immunosuppressives, migraine preparations, motion sickness treatments, muscle relaxants, obesity management agents, osteoporosis preparations, oxytocics, parasympatholytics, parasympathomimetics, prostaglandins, psychotherapeutic agents, respiratory agents, sedatives, smoking cessation aids, sympatholytics, tremor preparations, urinary tract agents, vasodilators, laxatives, antacids, ion exchange resins, anti-pyretics, appetite suppressants, expectorants, anti-anxiety agents, anti-ulcer agents, anti-inflammatory substances, coronary dilators, cerebral dilators, peripheral vasodilators, psycho-tropics, stimulants, anti-hypertensive drugs, vasoconstrictors, migraine treatments, antibiotics, tranquilizers, anti-psychotics, anti-tumor drugs, anti-coagulants, anti-thrombotic drugs, hypnotics, anti-emetics, anti-nauseants, anti-convulsants, neuromuscular drugs, hyper- and hypo-glycemic agents, thyroid and anti-thyroid preparations, diuretics, anti-spasmodics, uterine relaxants, anti-obesity drugs, erythropoietic drugs, anti-asthmatics, cough suppressants, mucolytics, DNA and genetic modifying drugs, and combinations thereof.

Examples of medicating active ingredients contemplated for use in the present invention include antacids, H<sub>2</sub>-antagonists, and analgesics. For example, antacid dosages can be prepared using the ingredients calcium carbonate alone or in combination with magnesium hydroxide, and/or aluminum hydroxide. Moreover, antacids can be used in combination with H<sub>2</sub>-antagonists.

Analgesics include opiates and opiate derivatives, such as oxycodone (available as Oxycontin®), ibuprofen, aspirin, acetaminophen, and combinations thereof that may optionally include caffeine.

Other preferred drugs for other preferred active ingredients for use in the present invention include anti-diarrheals such as loperamide, anti-histamines, anti-tussives, decongestants, vitamins, and breath fresheners. Common drugs used alone or in combination for colds, pain, fever, cough, congestion, runny nose and allergies, such as acetaminophen, chlorpheniramine maleate, dextromethorphan, pseudoephedrine HCl and diphenhydramine may be included in the film compositions of the present invention.

Also contemplated for use herein are anxiolytics such as alprazolam (available as Xanax®); anti-psychotics such as clozapine (available as Clozaril®) and haloperidol (available as Haldol®); non-steroidal anti-inflammatories (NSAID's) such as dicyclofenac (available as Voltaren®) and etodolac (available as Lodine®), anti-histamines such as loratadine (available as Claritin®), astemizole (available as Hismanal™), nabumetone (available as Relafen®), and Clemastine (available as Tavist®); anti-emetics such as granisetron hydrochloride (available as Kytril®) and nabilone (available as Cesamet™); bronchodilators such as Bentolin®, albuterol sulfate (available as Proventil®); anti-depressants such as fluoxetine hydrochloride (available as Prozac®), sertraline hydrochloride (available as Zoloft®), and paroxetine hydrochloride (available as Paxil®); anti-migraines such as Imigra®, ACE-inhibitors such as enalaprilat (avail-

20

able as Vasotec®), captopril (available as Capoten®) and lisinopril (available as Zestril®); anti-Alzheimer's agents, such as nicergoline; and Ca<sup>H</sup>-antagonists such as nifedipine (available as Procardia® and Adalat®), and verapamil hydrochloride (available as Calan®).

Erectile dysfunction therapies include, but are not limited to, drugs for facilitating blood flow to the penis, and for effecting autonomic nervous activities, such as increasing parasympathetic (cholinergic) and decreasing sympathetic (adrenergic) activities. Useful non-limiting drugs include sildenafil, such as Viagra®, tadalafil, such as Cialis®, vardenafil, apomorphine, such as Uprima®, yohimbine hydrochlorides such as Aphrodyne®, and alprostadil such as Caverject®.

The popular H<sub>2</sub>-antagonists which are contemplated for use in the present invention include cimetidine, ranitidine hydrochloride, famotidine, nizatidine, ebrotidine, mifentidine, roxatidine, pisetidine and aceroxatidine.

Active antacid ingredients include, but are not limited to, the following: aluminum hydroxide, dihydroxyaluminum aminoacetate, aminoacetic acid, aluminum phosphate, dihydroxyaluminum sodium carbonate, bicarbonate, bismuth aluminate, bismuth carbonate, bismuth subcarbonate, bismuth subgallate, bismuth subnitrate, bismuth subsilylate, calcium carbonate, calcium phosphate, citrate ion (acid or salt), amino acetic acid, hydrate magnesium aluminate sulfate, magaldrate, magnesium aluminosilicate, magnesium carbonate, magnesium glycinate, magnesium hydroxide, magnesium oxide, magnesium trisilicate, milk solids, aluminum mono-ordibasic calcium phosphate, tricalcium phosphate, potassium bicarbonate, sodium tartrate, sodium bicarbonate, magnesium aluminosilicates, tartaric acids and salts.

Anti-inflammatory agents include steroidal anti-inflammatory drugs, such as cortisone, triamcinalone, prednisone, prednisolone, and the like.

Other Actives

The pharmaceutically active agents employed in the present invention may include allergens or antigens, such as, but not limited to, plant pollens from grasses, trees, or ragweed; animal danders, which are tiny scales shed from the skin and hair of cats and other furred animals; insects, such as house dust mites, bees, and wasps; and drugs, such as penicillin.

An anti-oxidant may also be added to the film to prevent the degradation of an active, especially where the active is photosensitive.

Cosmetic active agents may include breath freshening compounds like menthol, other flavors or fragrances, especially those used for oral hygiene, as well as actives used in dental and oral cleansing such as quaternary ammonium bases. The effect of flavors may be enhanced using flavor enhancers like tartaric acid, citric acid, vanillin, or the like.

Dosages

The film products of the present invention are capable of accommodating a wide range of amounts of the active ingredient. The films are capable of providing an accurate dosage amount (determined by the size of the film and concentration of the active in the original polymer/water combination) regardless of whether the required dosage is high or extremely low. Therefore, depending on the type of active or pharmaceutical composition that is incorporated into the film, the active amount may be as high as about 300 mg, desirably up to about 150 mg or as low as the microgram range, or any amount therebetween.

The film products and methods of the present invention are well suited for high potency, low dosage drugs. This is accomplished through the high degree of uniformity of the



films. Therefore, low dosage drugs, particularly more potent racemic mixtures of actives are desirable.

#### Flavors

Flavors may be chosen from natural and synthetic flavoring liquids. An illustrative list of such agents includes volatile oils, synthetic flavor oils, flavoring aromatics, oils, liquids, oleoresins or extracts derived from plants, leaves, flowers, fruits, stems and combinations thereof. A non-limiting representative list of examples includes mint oils, cocoa, and citrus oils such as lemon, orange, grape, lime and grapefruit and fruit essences including apple, pear, peach, grape, strawberry, raspberry, cherry, plum, pineapple, apricot or other fruit flavors.

Useful flavors or flavoring agents include natural and artificial flavors. These flavorings may be chosen from synthetic flavor oils and flavoring aromatics, and/or oils, oleo resins and extracts derived from plants, leaves, flowers, fruits and so forth, and combinations thereof. Non-limiting flavor oils include: spearmint oil, cinnamon oil, peppermint oil, clove oil, bay oil, thyme oil, cedar leaf oil, oil of nutmeg, oil of sage, and oil of bitter almonds. Also useful are artificial, natural or synthetic fruit flavors such as vanilla, chocolate, coffee, cocoa and citrus oil, including lemon, orange, grape, lime and grapefruit, and fruit essences including apple, pear, peach, strawberry, raspberry, cherry, plum, pineapple, apricot and the like. These flavorings can be used individually or in combination. Commonly used flavors include mints such as peppermint, artificial vanilla, cinnamon derivatives, and various fruit flavors, whether employed individually or in combination. Flavorings such as aldehydes and esters including cinnamylacetate, cinnamaldehyde, citral, diethylacetal, dihydrocarvyl acetate, eugenyl formate, p-methylanisole, and the like may also be used. Further examples of aldehyde flavorings include, but are not limited to acetaldehyde (apple); benzaldehyde (cherry, almond); cinnamaldehyde (cinnamon); citral, i.e., alpha citral (lemon, lime); neral, i.e. beta citral (lemon, lime); decanal (orange, lemon); ethyl vanillin (vanilla, cream); heliotropine, i.e., piperonal (vanilla, cream); vanillin (vanilla, cream); alpha-amyl cinnamaldehyde (spicy fruity flavors); butyraldehyde (butter, cheese); valeraldehyde (butter, cheese); citronellal (modifies, many types); decanal (citrus fruits); aldehyde C-8 (citrus fruits); aldehyde C-9 (citrus fruits); aldehyde C-12 (citrus fruits); 2-ethyl butyraldehyde (berry fruits); hexenal, i.e. trans-2 (berry fruits); tolyl aldehyde (cherry, almond); veratraldehyde (vanilla); 12,6-dimethyl-5-heptenal, i.e. melonal (melon); 2 dimethyloctanal (greenfruit); and 2-dodecenal (citrus, mandarin); cherry; grape; mixtures thereof; and the like.

Other useful flavorings include aldehydes and esters such as benzaldehyde (cherry, almond), citral i.e., alphacitral (lemon, lime), neral, i.e., beta-citral (lemon, lime), decanal (orange, lemon), aldehyde C-8 (citrus fruits), aldehyde C-9 (citrus fruits), aldehyde C-12 (citrus fruits), tolyl aldehyde (cherry, almond), 2,6-dimethyloctanol (green fruit), and 2-dodecenal (citrus, mandarin), combinations thereof and the like.

The amount of flavoring employed is normally a matter of preference, subject to such factors as flavor type, individual flavor, and strength desired. The amount may be varied in order to obtain the result desired in the final product. Such variations are within the capabilities of those skilled in the art without the need for undue experimentation. In general, amounts of about 0.1 to about 30 wt % are useful with the practice of the present invention.

#### Sweeteners

Suitable sweeteners include both natural and artificial sweeteners. Non-limiting examples of suitable sweeteners include, e.g.:

5 water-soluble sweetening agents such as monosaccharides, disaccharides and polysaccharides such as xylose, ribose, glucose (dextrose), mannose, galactose, fructose (levulose), sucrose (sugar), high fructose corn syrup, maltose, invert sugar (a mixture of fructose and glucose derived from sucrose), partially hydrolyzed starch, corn syrup solids, and dihydrochalcones;

10 water-soluble artificial sweeteners such as the soluble saccharin salts, i.e., sodium or calcium saccharin salts, cyclamate salts, the sodium, ammonium or calcium salt of 3,4-dihydro-6-methyl-1,2,3-oxathiazine-4-one-2, 2-dioxide, the potassium salt of 3,4-dihydro-6-methyl-1,2,3-oxathiazine-4-one-2,2-dioxide (acesulfame-K), the free acid form of saccharin and the like;

15 dipeptide based sweeteners, such as L-aspartic acid derived sweeteners, such as L-aspartyl-L-phenylalanine methyl ester (aspartame), L-alpha-aspartyl-N-(2,2,4,4-tetramethyl-3-thietanyl)-D-alaninamide hydrate, methyl esters of L-aspartyl-L-phenylglycerin and L-aspartyl-L-2,5, dihydrophenylglycine, L-aspartyl-2,5-dihydro-L-phenylalanine, L-aspartyl-L-(1-cyclohexenyl)-alanine, and the like;

20 water-soluble sweeteners derived from naturally occurring water-soluble sweeteners, such as a chlorinated derivatives of ordinary sugar (sucrose), known, for example, as sucralose; and

25 protein based sweeteners such as thaumatococcus danielli (Thaumatococcus danienii).

30 naturally occurring high intensity sweeteners, such as Luo Han Kuo, stevia, steviosides, monellin, and glycyrrhizin.

In general, an effective amount of auxiliary sweetener is utilized to provide the level of sweetness desired for a particular composition, and this amount will vary with the sweetener selected. This amount will normally be 0.01% to about 10% by weight of the composition. These amounts may be used to achieve a desired level of sweetness independent from the flavor level achieved from any optional flavor oils used. Of course, sweeteners need not be added to films intended for non-oral administration.

#### Colors

Color additives useful in this invention include food, drug and cosmetic colors (FD&C), drug and cosmetic colors (D&C), or external drug and cosmetic colors (Ext. D&C). These colors are dyes, their corresponding lakes, and certain natural and derived colorants. Lakes are dyes absorbed on aluminum hydroxide.

Other examples of coloring agents include known azo dyes, organic or inorganic pigments, or coloring agents of natural origin. Inorganic pigments are preferred, such as the oxides or iron or titanium, these oxides, being added in concentrations ranging from about 0.001 to about 10%, and preferably about 0.5 to about 3%, based on the weight of all the components.

#### Film Forming Processes

The films of the present invention may be formed by several different techniques known in the art of forming films, for example, wet casting, or hot melt extrusion methods.

Desirably, the thickness of the film is less than about 380 microns, for example, less than about 250 microns.

#### Wet-Cast Films

In the wet casting processes, the films may have a non-self-aggregating uniform heterogeneity of the components within them by utilizing a selected casting, deposition, or extrusion film forming method and a controlled drying

process. Examples of controlled drying processes include, but are not limited to, the use of the apparatus disclosed in U.S. Pat. No. 4,631,837 to Magoon ("Magoon"), herein incorporated by reference, as well as hot air impingement across the bottom substrate and bottom heating plates. Another drying technique for obtaining the films of the present invention is controlled radiation drying, in the absence of uncontrolled air currents, such as infrared and radio frequency radiation (i.e. microwaves).

The objective of the drying process is to provide a method of drying the films that avoids complications, such as the noted "rippling" effect, that are associated with conventional drying methods and which initially dry the upper surface of the film, trapping moisture inside. In conventional oven drying methods, as the moisture trapped inside subsequently evaporates, the top surface is altered by being ripped open and then reformed. These complications are avoided by the present invention, and a uniform film is provided by drying the bottom surface of the film first or otherwise preventing the formation of polymer film formation (skin) on the top surface of the film prior to drying the depth of the film. This may be achieved by applying heat to the bottom surface of the film with substantially no top air flow, or alternatively by the introduction of controlled microwaves to evaporate the water or other polar solvent within the film, again with substantially no top air flow. Yet alternatively, drying may be achieved by using balanced fluid flow, such as balanced air flow, where the bottom and top air flows are controlled to provide a uniform film. In such a case, the air flow directed at the top of the film should not create a condition which would cause movement of particles present in the wet film, due to forces generated by the air currents. Additionally, air currents directed at the bottom of the film should desirably be controlled such that the film does not lift up due to forces from the air. Uncontrolled air currents, either above or below the film, can create non-uniformity in the final film products. The humidity level of the area surrounding the top surface may also be appropriately adjusted to prevent premature closure or skinning of the polymer surface.

This manner of drying the films provides several advantages. Among these are the faster drying times and a more uniform surface of the film, as well as uniform distribution of components for any given area in the film. In addition, the faster drying time allows viscosity to quickly build within the film, further encouraging a uniform distribution of components and decrease in aggregation of components in the final film product. Desirably, the drying of the film will occur within about ten minutes or fewer, or more desirably within about five minutes or fewer.

The present invention yields exceptionally uniform film products when attention is paid to reducing the aggregation of the compositional components. By avoiding the introduction of and eliminating excessive air in the mixing process, selecting polymers and solvents to provide a controllable viscosity and by drying the film in a rapid manner from the bottom up, such films result.

The products and processes of the present invention rely on the interaction among various steps of the production of the films in order to provide films that substantially reduce the self-aggregation of the components within the films. Specifically, these steps include the particular method used to form the film, making the composition mixture to prevent air bubble inclusions, controlling the viscosity of the film forming composition and the method of drying the film. More particularly, a greater viscosity of components in the mixture is particularly useful when the active is not soluble in the selected polar solvent in order to prevent the active

from settling out. However, the viscosity must not be too great as to hinder or prevent the chosen method of casting, which desirably includes reverse roll coating due to its ability to provide a film of substantially consistent thickness.

In addition to the viscosity of the film or film-forming components or matrix, there are other considerations taken into account by the present invention for achieving desirable film uniformity. For example, stable suspensions are achieved which prevent solid (such as drug particles) sedimentation in non-colloidal applications. One approach provided by the present invention is to balance the density of the particulate ( $\rho_p$ ) and the liquid phase ( $\rho_l$ ) and increase the viscosity of the liquid phase ( $\mu$ ). For an isolated particle, Stokes law relates the terminal settling velocity ( $V_o$ ) of a rigid spherical body of radius ( $r$ ) in a viscous fluid, as follows:

$$V_o = (2gr^2)(\rho_p - \rho_l) / 9\mu$$

At high particle concentrations, however, the local particle concentration will affect the local viscosity and density. The viscosity of the suspension is a strong function of solids volume fraction, and particle-particle and particle-liquid interactions will further hinder settling velocity.

Stokian analyses have shown that the incorporation of a third phase, dispersed air or nitrogen, for example, promotes suspension stability. Further, increasing the number of particles leads to a hindered settling effect based on the solids volume fraction. In dilute particle suspensions, the rate of sedimentation,  $v$ , can be expressed as:

$$v/V_o = 1 / (1 + \kappa\phi)$$

where  $\kappa$  = a constant, and  $\phi$  is the volume fraction of the dispersed phase. More particles suspended in the liquid phase results in decreased velocity. Particle geometry is also an important factor since the particle dimensions will affect particle-particle flow interactions.

Similarly, the viscosity of the suspension is dependent on the volume fraction of dispersed solids. For dilute suspensions of non-interaction spherical particles, an expression for the suspension viscosity can be expressed as:

$$\mu/\mu_o = 1 + 2.5\phi$$

where  $\mu_o$  is the viscosity of the continuous phase and  $\phi$  is the solids volume fraction. At higher volume fractions, the viscosity of the dispersion can be expressed as

$$\mu/\mu_o = 1 + 2.5\phi + C_1\phi^2 + C_2\phi^3 + \dots$$

where  $C$  is a constant.

The viscosity of the liquid phase is critical and is desirably modified by customizing the liquid composition to a viscoelastic non-Newtonian fluid with low yield stress values. This is the equivalent of producing a high viscosity continuous phase at rest. Formation of a viscoelastic or a highly structured fluid phase provides additional resistive forces to particle sedimentation. Further, flocculation or aggregation can be controlled minimizing particle-particle interactions. The net effect would be the preservation of a homogeneous dispersed phase.

The addition of hydrocolloids to the aqueous phase of the suspension increases viscosity, may produce viscoelasticity and can impart stability depending on the type of hydrocolloid, its concentration and the particle composition, geometry, size, and volume fraction. The particle size distribution of the dispersed phase needs to be controlled by selecting the smallest realistic particle size in the high viscosity medium, i.e., <500  $\mu$ m. The presence of a slight yield stress or elastic body at low shear rates may also induce permanent stability

25

regardless of the apparent viscosity. The critical particle diameter can be calculated from the yield stress values. In the case of isolated spherical particles, the maximum shear stress developed in settling through a medium of given viscosity can be given as

$$\tau_{max}=3V\mu/2r$$

For pseudoplastic fluids, the viscosity in this shear stress regime may well be the zero shear rate viscosity at the Newtonian plateau.

A stable suspension is an important characteristic for the manufacture of a pre-mix composition which is to be fed into the film casting machinery film, as well as the maintenance of this stability in the wet film stage until sufficient drying has occurred to lock-in the particles and matrix into a sufficiently solid form such that uniformity is maintained. For viscoelastic fluid systems, a rheology that yields stable suspensions for extended time period, such as 24 hours, must be balanced with the requirements of high-speed film casting operations. A desirable property for the films is shear thinning or pseudoplasticity, whereby the viscosity decreases with increasing shear rate. Time dependent shear effects such as thixotropy are also advantageous. Structural recovery and shear thinning behavior are important properties, as is the ability for the film to self-level as it is formed.

The rheology requirements for the inventive compositions and films are quite severe. This is due to the need to produce a stable suspension of particles, for example 30-60 wt %, in a viscoelastic fluid matrix with acceptable viscosity values throughout a broad shear rate range. During mixing, pumping, and film casting, shear rates in the range of  $10\text{-}10^5 \text{ sec.}^{-1}$  may be experienced and pseudoplasticity is the preferred embodiment.

In film casting or coating, rheology is also a defining factor with respect to the ability to form films with the desired uniformity. Shear viscosity, extensional viscosity, viscoelasticity, structural recovery will influence the quality of the film. As an illustrative example, the leveling of shear-thinning pseudoplastic fluids has been derived as

$$\alpha^{(n-1)/n} = \alpha_0^{(n-1)/n} - ((n-1)/(2n-1))(\tau/K)^{1/n} / (2\pi/\lambda)^{(3+n)/n} f_1^{(2n+1)/n} t$$

where  $\alpha$  is the surface wave amplitude,  $\alpha_0$  is the initial amplitude,  $\lambda$  is the wavelength of the surface roughness, and both “n” and “K” are viscosity power law indices. In this example, leveling behavior is related to viscosity, increasing as n decreases, and decreasing with increasing K.

Desirably, the films or film-forming compositions of the present invention have a very rapid structural recovery, i.e. as the film is formed during processing, it doesn't fall apart or become discontinuous in its structure and compositional uniformity. Such very rapid structural recovery retards particle settling and sedimentation. Moreover, the films or film-forming compositions of the present invention are desirably shear-thinning pseudoplastic fluids. Such fluids with consideration of properties, such as viscosity and elasticity, promote thin film formation and uniformity.

#### Wet-Cast Film Forming Methods

The film products are generally formed by combining a properly selected polymer and polar solvent, as well as any active ingredient or filler as desired. Desirably, the solvent content of the combination is at least about 30% by weight of the total combination. The matrix formed by this combination is formed into a film, desirably by roll coating, and then dried, desirably by a rapid and controlled drying process to maintain the uniformity of the film, more specifically, a non-self-aggregating uniform heterogeneity. The

26

resulting film will desirably contain less than about 10% by weight solvent, more desirably less than about 8% by weight solvent, even more desirably less than about 6% by weight solvent and most desirably less than about 2%. The solvent may be water, a polar organic solvent including, but not limited to, ethanol, isopropanol, acetone, methylene chloride, or any combination thereof.

When the matrix is formed including the film-forming polymer and polar solvent in addition to any additives and the active ingredient, this may be done in a number of steps. For example, the ingredients may all be added together or a pre-mix may be prepared. The advantage of a pre-mix is that all ingredients except for the active may be combined in advance, with the active added just prior to formation of the film. This is especially important for actives that may degrade with prolonged exposure to water, air or another polar solvent.

FIG. 6 shows an apparatus 20 suitable for the preparation of a pre-mix, addition of an active and subsequent formation of a film. The pre-mix or master batch 22, which includes the film-forming polymer, polar solvent, and any other additives except a drug active is added to the master batch feed tank 24. The components for pre-mix or master batch 22 are desirably formed in a mixer (not shown) prior to their addition into the master batch feed tank 24. Then a predetermined amount of the master batch is controllably fed via a first metering pump 26 and control valve 28 to either or both of the first and second mixers, 30, 30'. The present invention, however, is not limited to the use of two mixers, 30, 30', and any number of mixers may suitably be used. Moreover, the present invention is not limited to any particular sequencing of the mixers 30, 30', such as parallel sequencing as depicted in FIG. 6, and other sequencing or arrangements of mixers, such as series or combination of parallel and series, may suitably be used. The required amount of the drug or other ingredient, such as a flavor, is added to the desired mixer through an opening, 32, 32', in each of the mixers, 30, 30'. Desirably, the residence time of the pre-mix or master batch 22 is minimized in the mixers 30, 30'. While complete dispersion of the drug into the pre-mix or master batch 22 is desirable, excessive residence times may result in leaching or dissolving of the drug, especially in the case for a soluble drug. Thus, the mixers 30, 30' are often smaller, i.e. lower residence times, as compared to the primary mixers (not shown) used in forming the pre-mix or master batch 22. After the drug has been blended with the master batch pre-mix for a sufficient time to provide a uniform matrix, a specific amount of the uniform matrix is then fed to the pan 36 through the second metering pumps, 34, 34'. The metering roller 38 determines the thickness of the film 42 and applies it to the application roller. The film 42 is finally formed on the substrate 44 and carried away via the support roller 46.

The films of the present invention must be formed into a sheet prior to drying. After the desired components are combined to form a multi-component matrix, including the polymer, water, and an active or other components as desired, the combination is formed into a sheet or film, by any method known in the art such as extrusion, coating, spreading, casting or drawing the multi-component matrix. If a multi-layered film is desired, this may be accomplished by co-extruding more than one combination of components which may be of the same or different composition. A multi-layered film may also be achieved by coating, spreading, or casting a combination onto an already formed film layer.

Although a variety of different film-forming techniques may be used, it is desirable to select a method that will provide a flexible film, such as reverse roll coating. The flexibility of the film allows for the sheets of film to be rolled and transported for storage or prior to being cut into individual dosage forms. Desirably, the films will also be self-supporting or in other words able to maintain their integrity and structure in the absence of a separate support. Furthermore, the films of the present invention may be selected of materials that are edible or ingestible.

Coating or casting methods are particularly useful for the purpose of forming the films of the present invention. Specific examples include reverse roll coating, gravure coating, immersion or dip coating, metering rod or meyer bar coating, slot die or extrusion coating, gap or knife over roll coating, air knife coating, curtain coating, or combinations thereof, especially when a multi-layered film is desired.

Roll coating, or more specifically reverse roll coating, is useful for forming films in accordance with the present invention. This procedure provides excellent control and uniformity of the resulting films, which is desired in the present invention. In this procedure, the coating material is measured onto the applicator roller 40 (see FIG. 6) by the precision setting of the gap between the upper metering roller 38 and the applicator roller. The coating is transferred from the applicator roller to the substrate 44 as it passes around the support roller 46 adjacent to the application roller. Both three roll and four roll processes are common.

The gravure coating process relies on an engraved roller running in a coating bath, which fills the engraved dots or lines of the roller with the coating material. The excess coating on the roller is wiped off by a doctor blade and the coating is then deposited onto the substrate as it passes between the engraved roller and a pressure roller.

Offset Gravure is common, where the coating is deposited on an intermediate roller before transfer to the substrate.

In the simple process of immersion or dip coating, the substrate is dipped into a bath of the coating, which is normally of a low viscosity to enable the coating to run back into the bath as the substrate emerges.

In the metering rod coating process, an excess of the coating is deposited onto the substrate as it passes over the bath roller. The wire-wound metering rod, sometimes known as a Meyer Bar, allows the desired quantity of the coating to remain on the substrate. The quantity is determined by the diameter of the wire used on the rod.

A number of techniques may be employed in the mixing stage to prevent bubble inclusions in the final film. To provide a composition mixture with substantially no air bubble formation in the final product, anti-foaming or surface-tension reducing agents are employed. Additionally, the speed of the mixture is desirably controlled to prevent cavitation of the mixture in a manner which pulls air into the mix. Finally, air bubble reduction can further be achieved by allowing the mix to stand for a sufficient time for bubbles to escape prior to drying the film. Desirably, the inventive process first forms a masterbatch of film-forming components without active ingredients such as drug particles or volatile materials such as flavor oils. The actives are added to smaller mixes of the masterbatch just prior to casting. Thus, the masterbatch pre-mix can be allowed to stand for a longer time without concern for instability in drug or other ingredients.

The particles of the present invention may be added to the film-forming composition or matrix after the composition or matrix is cast into a film. For example, particles may be

added to the film prior to the drying of the film. Particles may be controllably metered to the film and disposed onto the film through a suitable technique, such as through the use of a doctor blade (not shown) which is a device which marginally or softly touches the surface of the film and controllably disposes the particles onto the film surface. Other suitable, but non-limiting, techniques include the use of an additional roller to place the particles on the film surface, spraying the particles onto the film surface, and the like. The particles may be placed on either or both of the opposed film surfaces, i.e., the top and/or bottom film surfaces. Desirably, the particles are securably disposed onto the film, such as being embedded into the film. Moreover, such particles are desirably not fully encased or fully embedded into the film, but remain exposed to the surface of the film, such as in the case where the particles are partially embedded or partially encased.

Monitoring and control of the thickness of the film also contributes to the production of a uniform film by providing a film of uniform thickness. The thickness of the film may be monitored with gauges such as Beta Gauges. A gauge may be coupled to another gauge at the end of the drying apparatus, i.e. drying oven or tunnel, to communicate through feedback loops to control and adjust the opening in the coating apparatus, resulting in control of uniform film thickness.

The gap or knife over roll process relies on a coating being applied to the substrate which then passes through a "gap" between a "knife" and a support roller. As the coating and substrate pass through, the excess is scraped off.

Air knife coating is where the coating is applied to the substrate and the excess is "blown off" by a powerful jet from the air knife. This procedure is useful for aqueous coatings.

In the curtain coating process, a bath with a slot in the base allows a continuous curtain of the coating to fall into the gap between two conveyors. The object to be coated is passed along the conveyor at a controlled speed and so receives the coating on its upper face.

#### Anti-Foaming and De-Foaming Compositions

Anti-foaming and/or de-foaming components may also be used with the films of the present invention. These components aid in the removal of air, such as entrapped air, from the film-forming compositions. As described above, such entrapped air may lead to non-uniform films. Simethicone is one particularly useful anti-foaming and/or de-foaming agent. The present invention, however, is not so limited and other anti-foam and/or de-foaming agents may suitable be used.

Simethicone is generally used in the medical field as a treatment for gas or colic in babies. Simethicone is a mixture of fully methylated linear siloxane polymers containing repeating units of polydimethylsiloxane which is stabilized with trimethylsiloxy end-blocking unites, and silicon dioxide. It usually contains 90.5-99% polymethylsiloxane and 4-7% silicon dioxide. The mixture is a gray, translucent, viscous fluid which is insoluble in water.

When dispersed in water, simethicone will spread across the surface, forming a thin film of low surface tension. In this way, simethicone reduces the surface tension of bubbles air located in the solution, such as foam bubbles, causing their collapse. The function of simethicone mimics the dual action of oil and alcohol in water. For example, in an oily solution any trapped air bubbles will ascend to the surface and dissipate more quickly and easily, because an oily liquid has a lighter density compared to a water solution. On the other hand, an alcohol/water mixture is known to lower

water density as well as lower the water's surface tension. So, any air bubbles trapped inside this mixture solution will also be easily dissipated. Simethicone solution provides both of these advantages. It lowers the surface energy of any air bubbles that trapped inside the aqueous solution, as well as lowering the surface tension of the aqueous solution. As the result of this unique functionality, simethicone has an excellent anti-foaming property that can be used for physiological processes (anti-gas in stomach) as well as any for external processes that require the removal of air bubbles from a product.

In order to prevent the formation of air bubbles in the films of the present invention, the mixing step can be performed under vacuum. However, as soon as the mixing step is completed, and the film solution is returned to the normal atmosphere condition, air will be re-introduced into or contacted with the mixture. In many cases, tiny air bubbles will be again trapped inside this polymeric viscous solution. The incorporation of simethicone into the film-forming composition either substantially reduces or eliminates the formation of air bubbles.

Simethicone may be added to the film-forming mixture as an anti-foaming agent in an amount from about 0.01 weight percent to about 5.0 weight percent, more desirably from about 0.05 weight percent to about 2.5 weight percent, and most desirably from about 0.1 weight percent to about 1.0 weight percent.

#### Drying Wet Cast Films

The wet film may be dried using controlled bottom drying or controlled microwave drying, desirably in the absence of external air currents or heat on the top (exposed) surface of the film 48 (see FIG. 6). Controlled bottom drying or controlled microwave drying advantageously allows for vapor release from the film without the disadvantages of the prior art. Conventional convection air drying from the top is not employed because it initiates drying at the top uppermost portion of the film, thereby forming a barrier against fluid flow, such as the evaporative vapors, and thermal flow, such as the thermal energy for drying. Such dried upper portions serve as a barrier to further vapor release as the portions beneath are dried, which results in non-uniform films. As previously mentioned some top air flow can be used to aid the drying of the films of the present invention, but it must not create a condition that would cause particle movement or a rippling effect in the film, both of which would result in non-uniformity. If top air is employed, it is balanced with the bottom air drying to avoid non-uniformity and prevent film lift-up on the carrier belt. A balance top and bottom air flow may be suitable where the bottom air flow functions as the major source of drying and the top air flow is the minor source of drying. The advantage of some top air flow is to move the exiting vapors away from the film thereby aiding in the overall drying process. The use of any top air flow or top drying, however, must be balanced by a number of factors including, but not limited, to rheological properties of the composition and mechanical aspects of the processing. Any top fluid flow, such as air, also must not overcome the inherent viscosity of the film-forming composition. In other words, the top air flow cannot break, distort or otherwise physically disturb the surface of the composition. Moreover, air velocities are desirably below the yield values of the film, i.e., below any force level that can move the liquids in the film-forming compositions. For thin or low viscosity compositions, low air velocity must be used. For thick or high viscosity compositions, higher air velocities

may be used. Furthermore, air velocities are desirable low so as to avoid any lifting or other movement of the film formed from the compositions.

The films of the present invention may contain particles that are sensitive to temperature, such as flavors, which may be volatile, or drugs, proteins, or antigens, which may have a low degradation temperature. In such cases, the drying temperature may be decreased while increasing the drying time to adequately dry the uniform films of the present invention. Furthermore, bottom drying also tends to result in a lower internal film temperature as compared to top drying. In bottom drying, the evaporating vapors more readily carry heat away from the film as compared to top drying which lowers the internal film temperature. Such lower internal film temperatures often result in decreased drug degradation and decreased loss of certain volatiles, such as flavors.

In alternative embodiments, it may be desirable to dry films at high temperatures. High heat drying produces uniform films, and leads to greater efficiencies in film production. Films containing sensitive active components, however, may face degradation problems at high temperatures. Degradation is the "decomposition of a compound . . . exhibiting well-defined intermediate products." The American Heritage Dictionary of the English Language (4<sup>th</sup> ed. 2000). Degradation of an active component is typically undesirable as it may cause instability, inactivity, and/or decreased potency of the active component. For instance, if the active component is a drug or bioactive material, this may adversely affect the safety or efficacy of the final pharmaceutical product. Additionally, highly volatile materials will tend to be quickly released from this film upon exposure to conventional drying methods.

Degradation of an active component may occur through a variety of processes, such as, hydrolysis, oxidation, and light degradation, depending upon the particular active component. Moreover, temperature has a significant effect on the rate of such reactions. The rate of degradation typically doubles for every 10° C. increase in temperature. Therefore, it is commonly understood that exposing an active component to high temperatures will initiate and/or accelerate undesirable degradation reactions.

Proteins are one category of useful active ingredients that will degrade, denature, or otherwise become inactive when they are exposed to high temperatures for extended periods of time. Proteins serve a variety of functions in the body such as enzymes, structural elements, hormones and immunoglobulins. Examples of proteins include enzymes such as pancreatin, trypsin, pancrelipase, chymotrypsin, hyaluronidase, sultilains, streptokinaw, urokinase, altiplate, papain, bromelainsdiastase, structural elements such as collagen and albumin, hormones such as thyroliberin, gonadoliberin, adrenocorticotropic, corticotrophin, cosyntropin, somatrem, somatropion, prolactin, thyrotropin, somatostatin, vasopressin, felypressin, lyppressin, insulin, glucagons, gastrin, pentagastrin, secretin, cholecystokinin-pancreozymin, and immunomodulators which may include polysaccharides in addition to glycoproteins including cytokines which are useful for the inhibition and prevention of malignant cell growth such as tumor growth. A suitable method for the production of some useful glycoproteins is disclosed in U.S. Pat. No. 6,281,337 to Cannon-Carlson, et al., which is incorporated herein in its entirety.

Temperatures that approach 100° C. will generally cause degradation of proteins as well as nucleic acids. For example some glycoproteins will degrade if exposed to a temperature of 70° C. for thirty minutes. Proteins from bovine extract are

also known to degrade at such low temperatures. DNA also begins to denature at this temperature.

Applicants have discovered, however, that the films of the present invention may be exposed to high temperatures during the drying process without concern for degradation, loss of activity or excessive evaporation due to the inventive process for film preparation and forming. In particular, the films may be exposed to temperatures that would typically lead to degradation, denaturation, or inactivity of the active component, without causing such problems. According to the present invention, the manner of drying may be controlled to prevent deleterious levels of heat from reaching the active component.

As discussed herein, the flowable mixture is prepared to be uniform in content in accordance with the teachings of the present invention. Uniformity must be maintained as the flowable mass was formed into a film and dried. During the drying process of the present invention, several factors produce uniformity within the film while maintaining the active component at a safe temperature, i.e., below its degradation temperature. First, the films of the present invention have an extremely short heat history, usually only on the order of minutes, so that total temperature exposure is minimized to the extent possible. The films are controllably dried to prevent aggregation and migration of components, as well as preventing heat build up within. Desirably, the films are dried from the bottom. Controlled bottom drying, as described herein, prevents the formation of a polymer film, or skin, on the top surface of the film. As heat is conducted from the film bottom upward, liquid carrier, e.g., water, rises to the film surface. The absence of a surface skin permits rapid evaporation of the liquid carrier as the temperature increases, and thus, concurrent evaporative cooling of the film. Due to the short heat exposure and evaporative cooling, the film components such as drag or volatile actives remain unaffected by high temperatures. In contrast, skinning on the top surface traps liquid carrier molecules of increased energy within the film, thereby causing the temperature within the film to rise and exposing active components to high, potentially deleterious temperatures.

Second, thermal mixing occurs within the film due to bottom heating and absence of surface skinning. Thermal mixing occurs via convection currents in the film. As heat is applied to the bottom of the film, the liquid near the bottom increases in temperature, expands, and becomes less dense. As such, this hotter liquid rises and cooler liquid takes its place. While rising, the hotter liquid mixes with the cooler liquid and shares thermal energy with it, i.e., transfers heat. As the cycle repeats, thermal energy is spread throughout the film.

Robust thermal mixing achieved by the controlled drying process of the present invention produces uniform heat diffusion throughout the film. In the absence of such thermal mixing, "hot spots" may develop. Pockets of heat in the film result in the formation of particle aggregates or danger areas within the film and subsequent non-uniformity. The formation of such aggregates or agglomerations is undesirable because it leads to non-uniform films in which the active may be randomly distributed. Such uneven distribution may lead to large differences in the amount of active per film, which is problematic from a safety and efficacy perspective.

Furthermore, thermal mixing helps to maintain a lower overall temperature inside the film. Although the film surfaces may be exposed to a temperature above that at which

the active component degrades, the film interior may not reach this temperature. Due to this temperature differential, the active does not degrade.

For instance, the films of the present invention desirably are dried for 10 minutes or less. Drying the films at 80° C. for 10 minutes produces a temperature differential of about 5° C. This means that after 10 minutes of drying, the temperature of the inside of the film is 5° C. less than the outside exposure temperature. In many cases, however, drying times of less than 10 minutes are sufficient, such as 4 to 6 minutes. Drying for 4 minutes may be accompanied by a temperature differential of about 30° C., and drying for 6 minutes may be accompanied by a differential of about 25° C. Due to such large temperature differentials, the films may be dried at efficient, high temperatures without causing heat sensitive actives to degrade.

Although the inventive process is not limited to any particular apparatus for the above-described desirable drying, one particular useful drying apparatus **50** is depicted in FIG. 7. Drying apparatus **50** is a nozzle arrangement for directing hot fluid, such as but not limited to hot air, towards the bottom of the film **42** which is disposed on substrate **44**. Hot air enters the entrance end **52** of the drying apparatus and travels vertically upward, as depicted by vectors **54**, towards air deflector **56**. The air deflector **56** redirects the air movement to minimize upward force on the film **42**. As depicted in FIG. 7, the air is tangentially directed, as indicated by vectors **60** and **60'**, as the air passes by air deflector **56** and enters and travels through chamber portions **58** and **58'** of the drying apparatus **50**. With the hot air flow being substantially tangential to the film **42**, lifting of the film as it is being dried is thereby minimized. While the air deflector **56** is depicted as a roller, other devices and geometries for deflecting air or hot fluid may suitable be used. Furthermore, the exit ends **62** and **62'** of the drying apparatus **50** are flared downwardly. Such downward flaring provides a downward force or downward velocity vector, as indicated by vectors **64** and **64'**, which tend to provide a pulling or drag effect of the film **42** to prevent lifting of the film **42**. Lifting of the film **42** may not only result in non-uniformity in the film or otherwise, but may also result in non-controlled processing of the film **42** and/or substrate **44** lift away from the processing equipment.

FIG. 8 is a sequential representation of the drying process of the present invention. After mechanical mixing, the film may be placed on a conveyor for continued thermal mixing during the drying process. At the outset of the drying process, depicted in Section A, the film **1** preferably is heated from the bottom **10** as it is travels via conveyor (not shown). Heat may be supplied to the film by a heating mechanism, such as, but not limited to, the dryer depicted in FIG. 7. As the film is heated, the liquid carrier, or volatile ("V"), begins to evaporate, as shown by upward arrow **50**. Thermal mixing also initiates as hotter liquid, depicted by arrow **30**, rises and cooler liquid, depicted by arrow **40**, takes its place. Because no skin forms on the top surface **20** of the film **1**, as shown in Section B the volatile liquid continues to evaporate **50** and thermal mixing **30/40** continues to distribute thermal energy throughout the film. Once a sufficient amount of the volatile liquid has evaporated, thermal mixing has produced uniform heat diffusion throughout the film **1**. The resulting dried film **1** is a visco-elastic solid, as depicted in Section C. The components desirably are locked into a uniform distribution throughout the film. Although minor amounts of liquid carrier, i.e., water, may remain subsequent to formation of the visco-elastic, the film may be dried further without movement of the particles, if desired.

In one embodiment, a specific example of an appropriate drying method is that disclosed by Magoon in U.S. Pat. No. 4,631,837. Magoon is specifically directed toward a method of drying fruit pulp. However, the present inventors have adapted this process toward the preparation of thin films.

The method and apparatus of Magoon are based on an important property of water. Although water transmits energy by conduction and convection both within and to its surroundings, water only radiates energy within and to water. Therefore, the apparatus of Magoon includes a surface onto which the fruit pulp is placed that is transparent to infrared radiation. The underside of the surface is in contact with a temperature controlled water bath. The water bath temperature is desirably controlled at a temperature slightly below the boiling temperature of water. When the wet fruit pulp is placed on the surface of the apparatus, this creates a "refractance window." This means that infrared energy is permitted to radiate through the surface only to the area on the surface occupied by the fruit pulp, and only until the fruit pulp is dry. The apparatus of Magoon provides the films of the present invention with an efficient drying time reducing the instance of aggregation of the components of the film.

Another method of controlling the drying process involves a zone drying procedure, employing an apparatus containing a drying tunnel having one or more drying zones and a continuous belt conveying the film through the drying zones. The conditions of each drying zone may vary, for example, temperature and humidity may be selectively chosen. It may be desirable to sequentially order the zones to provide a stepped up drying effect.

The speed of the zone drying conveyor may be constant, or altered at a particular stage of the drying procedure to increase or decrease exposure of the film to the conditions of the desired zone. Whether continuous or modified, the zone drying dries the film without surface skinning.

According to an embodiment of the zone drying apparatus **100**, shown in FIG. **35**, the film **110** may be fed onto the continuous belt **120**, which carries the film through the different drying zones. The first drying zone that the film travels through **101** may be a warm and humid zone. The second zone **102** may be hotter and drier, and the third zone **103** may also be hot and dry. These different zones may be continuous, or alternatively, they may be separated, as depicted by the zone drying apparatus **200** in FIG. **36**. The zone drying apparatus, in accordance with the present invention, is not limited to three drying zones. The film may travel through lesser or additional drying zones of varying heat and humidity levels, if desired, to produce the controlled drying effect of the present invention.

To further control temperature and humidity, the drying zones may include additional atmospheric conditions, such as inert gases. The zone drying apparatus further may be adapted to include additional processes during the zone drying procedure, such as, for example, spraying and laminating processes, so long as controlled drying is maintained in accordance with the invention.

The films may initially have a thickness of about 500  $\mu\text{m}$  to about 1,500  $\mu\text{m}$ , or about 20 mils to about 60 mils, and when dried have a thickness from about 3  $\mu\text{m}$  to about 250  $\mu\text{m}$ , or about 0.1 mils to about 10 mils. Desirably, the dried films will have a thickness of about 2 mils to about 8 mils, and more desirably, from about 3 mils to about 6 mils. Extrusion Film Forming Methods

In alternative embodiments, the film products of the present invention may be formed by extrusion rather than casting methods. Extrusion is particularly useful for film compositions containing polyethylene oxide-based polymer

components. For instance, a single screw extrusion process may be employed in accordance with the present invention. According to such an extrusion process, pressure builds in the polymer melt so that it may be extruded through a die or injected into a mold.

As further explanation, a single screw extruder for use in the process of the present invention may include a barrel **300** containing a number of zones **200**, as shown in the extruder **100** depicted in FIG. **37**. These zones **200** may have varying temperatures and pressures. For instance, it may be desirable for the zones to increase in temperature as the composition proceeds through the barrel **300** to the extrusion die **400**. Any number of zones may be included in accordance with the present invention. In addition, the speed of extrusion may be controlled to produce desired film properties. For example, the extrusion composition may be held for an extended time period in the screw mixing chamber. Although this discussion is directed to single screw extrusion, other forms of extrusion are known to those skilled in the art and are considered well within the scope of the present invention.

A further advantage to extrusion film forming methods is that no added solvent is normally employed, which simplifies the film forming process particularly where controlled release or taste-masked active agents are employed. Where the active agent is in a particle coated with a water soluble polymer, the absence of added solvent during manufacture reduces the likelihood of dissolution or release of the taste-masked or controlled-release coated active agent during manufacture due to dissolution or solvent effects.

It may be particularly desirable to employ extrusion methods for forming film compositions containing polyethylene oxide (PEO) polymer components. In this embodiment, the compositions may contain PEO or PEO blends in the polymer component, and may be substantially free of solvents. A particularly useful polymer that may be blended with PEO is a hydrophilic cellulosic polymer, such as hydroxypropylmethyl cellulose (HPMC), hydroxyethyl cellulose (HEC), hydroxypropyl cellulose (HPC), or hydroxymethyl cellulose (HMC). The aforementioned polymers are known in the art of hot melt extrusion as suitable thermoplastic, water soluble polymers for drugs. See, for example, McGinity et al., in *Encycl. Pharm. Tech.*, 3d Ed., vol. 2, pp. 2004-2020 (2006). The PEO containing film forming compositions may optionally be essentially free of added plasticizers, surfactants, and polyalcohols. The compositions may be extruded as a sheet at processing temperatures of less than about 90° C. in an extrusion apparatus.

In a typical extrusion method, a pre-mix of water soluble polymers such as PEO or PEO blends is fed into the extrusion apparatus, such as a single screw extruder shown in FIG. **37**. The active, which may be a taste-masked particulate, may be added to the polymer feed or added to the extruder in a separate feed. The mixture is blended, and warmed and melted in the extruder screw to provide a uniform liquid matrix. The film may be formed by forcing the matrix through rollers or a die. The extrudate may be deposited onto a moving substrate as it leaves the extrusion orifice. Optionally, the speed of the substrate can be faster than the speed of the extrudate leaving the orifice, which stretches the extrudate to a desired film thickness. The film so formed will have a highly uniform distribution of active.

The extruded film composition may then be cooled by any mechanism known to those of ordinary skill in the art. For example, chill rollers, air cooling beds, or water cooling

US 9,931,305 B2

35

beds may be employed. The cooling step is particularly desirable for these film compositions because PEO tends to hold heat.

#### Optional Components

A variety of other components and fillers may also be added to the films of the present invention. These may include, without limitation, surfactants; plasticizers which assist in compatibilizing the components within the mixture; polyalcohols; anti-foaming agents, such as silicone-containing compounds, which promote a smoother film surface by releasing oxygen from the film; and thermo-setting gels such as pectin, carageenan, and gelatin, which help in maintaining the dispersion of components.

The variety of additives that can be incorporated into the inventive compositions may provide a variety of different functions. Examples of classes of additives include excipients, lubricants, buffering agents, stabilizers, blowing agents, pigments, coloring agents, fillers, bulking agents, sweetening agents, flavoring agents, fragrances, release modifiers, adjuvants, plasticizers, flow accelerators, mold release agents, polyols, granulating agents, diluents, binders, buffers, absorbents, glidants, adhesives, anti-adherents, acidulants, softeners, resins, demulcents, solvents, surfactants, emulsifiers, elastomers and mixtures thereof. These additives may be added with the active ingredient(s).

Useful additives include, for example, gelatin, vegetable proteins such as sunflower protein, soybean proteins, cotton seed proteins, peanut proteins, grape seed proteins, whey proteins, whey protein isolates, blood proteins, egg proteins, acrylated proteins, water-soluble polysaccharides such as alginates, carrageenans, guar gum, agar-agar, xanthan gum, gellan gum, gum arabic and related gums (gum ghatti, gum karaya, gum tragacanth), pectin, water-soluble derivatives of cellulose: alkylcelluloses hydroxyalkylcelluloses and hydroxyalkylalkylcelluloses, such as methylcellulose, hydroxymethylcellulose, hydroxyethylcellulose, hydroxypropylcellulose, hydroxyethylmethylcellulose, hydroxypropylmethylcellulose, hydroxybutylmethylcellulose, cellulose esters and hydroxyalkylcellulose esters such as cellulose acetate phthalate (CAP), hydroxypropylmethylcellulose (HPMC); carboxyalkylcelluloses, carboxyalkylalkylcelluloses, carboxyalkylcellulose esters such as carboxymethylcellulose and their alkali metal salts; water-soluble synthetic polymers such as polyacrylic acids and polyacrylic acid esters, polymethacrylic acids and polymethacrylic acid esters, polyvinylacetates, polyvinylalcohols, polyvinylacetatephthalates (PVAP), polyvinylpyrrolidone (PVP), PVY/vinyl acetate copolymer, and polycrotonic acids; also suitable are phthalated gelatin, gelatin succinate, crosslinked gelatin, shellac, water soluble chemical derivatives of starch, cationically modified acrylates and methacrylates possessing, for example, a tertiary or quaternary amino group, such as the diethylaminoethyl group, which may be quaternized if desired; and other similar polymers.

Such extenders may optionally be added in any desired amount desirably within the range of up to about 80%, desirably about 3% to 50% and more desirably within the range of 3% to 20% based on the weight of all components.

Further additives may be inorganic fillers, such as the oxides of magnesium aluminum, silicon, titanium, etc. desirably in a concentration range of about 0.02% to about 3% by weight and desirably about 0.02% to about 1% based on the weight of all components.

Further examples of additives are plasticizers which include polyalkylene oxides, such as polyethylene glycols, polypropylene glycols, polyethylene-propylene glycols, organic plasticizers with low molecular weights, such as

36

glycerol, glycerol monoacetate, diacetate or triacetate, triacetin, polysorbate, cetyl alcohol, propylene glycol, sorbitol, sodium diethylsulfosuccinate, triethyl citrate, tributyl citrate, and the like, added in concentrations ranging from about 0.5% to about 30%, and desirably ranging from about 0.5% to about 20% based on the weight of the polymer.

There may further be added compounds to improve the flow properties of the starch material such as animal or vegetable fats, desirably in their hydrogenated form, especially those which are solid at room temperature. These fats desirably have a melting point of 50° C. or higher. Preferred are tri-glycerides with C<sub>12</sub>-, C<sub>14</sub>-, C<sub>16</sub>-, C<sub>18</sub>-, C<sub>20</sub>- and C<sub>22</sub>-fatty acids. These fats can be added alone without adding extenders or plasticizers and can be advantageously added alone or together with mono- and/or di-glycerides or phosphatides, especially lecithin. The mono- and di-glycerides are desirably derived from the types of fats described above, i.e. with C<sub>12</sub>-, C<sub>14</sub>-, C<sub>16</sub>-, C<sub>18</sub>-, C<sub>20</sub>- and C<sub>22</sub>-fatty acids.

The total amounts used of the fats, mono-, di-glycerides and/or lecithins are up to about 5% and preferably within the range of about 0.5% to about 2% by weight of the total composition

It may be useful to add silicon dioxide, calcium silicate, or titanium dioxide in a concentration of about 0.02% to about 1% by weight of the total composition. These compounds act as texturizing agents.

These additives are to be used in amounts sufficient to achieve their intended purpose. Generally, the combination of certain of these additives will alter the overall release profile of the active ingredient and can be used to modify, i.e. impede or accelerate the release.

Lecithin is one surface active agent for use in the present invention. Lecithin can be included in the feedstock in an amount of from about 0.25% to about 2.00% by weight. Other surface active agents, i.e. surfactants, include, but are not limited to, cetyl alcohol, sodium lauryl sulfate, the Spans™ and Tweens™ which are commercially available from ICI Americas, Inc. Ethoxylated oils, including ethoxylated castor oils, such as Cremophor® EL which is commercially available from BASF, are also useful. Carbowax™ is yet another modifier which is very useful in the present invention. Tweens™ or combinations of surface active agents may be used to achieve the desired hydrophilic-lipophilic balance ("HLB"). The present invention, however, does not require the use of a surfactant and films or film-forming compositions of the present invention may be essentially free of a surfactant while still providing the desirable uniformity features of the present invention.

As additional modifiers which enhance the procedure and product of the present invention are identified, Applicants intend to include all such additional modifiers within the scope of the invention claimed herein.

Other ingredients include binders which contribute to the ease of formation and general quality of the films. Non-limiting examples of binders include starches, pregelatinize starches, gelatin, polyvinylpyrrolidone, methylcellulose, sodium carboxymethylcellulose, ethylcellulose, polyacrylamides, polyvinylloxazolidone, and polyvinylalcohols.

Further potential additives include solubility enhancing agents, such as substances that form inclusion compounds with active components. Such agents may be useful in improving the properties of very insoluble and/or unstable actives. In general, these substances are doughnut-shaped molecules with hydrophobic internal cavities and hydrophilic exteriors. Insoluble and/or instable actives may fit within the hydrophobic cavity, thereby producing an inclu-



sion complex, which is soluble in water. Accordingly, the formation of the inclusion complex permits very insoluble and/or instable actives to be dissolved in water. A particularly desirable example of such agents are cyclodextrins, which are cyclic carbohydrates derived from starch. Other similar substances, however, are considered well within the scope of the present invention.

#### Testing Films for Uniformity

It may be desirable to test the films of the present invention for chemical and physical uniformity during the film manufacturing process. In particular, samples of the film may be removed and tested for uniformity in film components between various samples. Film thickness, color, assay of active ingredients, and overall appearance may also be checked for uniformity. Uniform films are desired, particularly for films containing pharmaceutical active components for safety and efficacy reasons.

A method for testing uniformity in accordance with the present invention includes conveying a film through a manufacturing process. This process may include subjecting the film to drying processes, dividing the film into individual dosage units, and/or packaging the dosages, among others. As the film is conveyed through the manufacturing process, for example on a conveyor belt apparatus, it is cut widthwise into at least one portion. The at least one portion has opposing ends that are separate from any other film portion. For instance, if the film is a roll, it may be cut into separate sub-rolls. Cutting the film may be accomplished by a variety of methods, such as with a knife, razor, laser, or any other suitable means for cutting a film.

The cut film then may be sampled by removing small pieces from each of the opposed ends of the portion(s), without disrupting the middle of the portion(s). Leaving the middle section intact permits the predominant portion of the film to proceed through the manufacturing process without interrupting the conformity of the film and creating sample-induced gaps in the film. Accordingly, the concern of missing doses is alleviated as the film is further processed, e.g., packaged. Moreover, maintaining the completeness of cut portions or sub-rolls throughout the process will help to alleviate the possibility of interruptions in further film processing or packaging due to quality control issues, for example, alarm stoppage due to notice of missing pieces.

After the end pieces, or sampling sections, are removed from the film portion(s), they may be tested for uniformity in the content of components between samples. Any conventional means for examining and testing the film pieces may be employed, such as, for example, visual inspection, use of analytical equipment, and any other suitable means known to those skilled in the art. If the testing results show non-uniformity between film samples, the manufacturing process may be altered. This can save time and expense because the process may be altered prior to completing an entire manufacturing run. For example, the drying conditions, mixing conditions, compositional components and/or film viscosity may be changed. Altering the drying conditions may involve changing the temperature, drying time, moisture level, and dryer positioning, among others.

Moreover, it may be desirable to repeat the steps of sampling and testing throughout the manufacturing process. Testing at multiple intervals may ensure that uniform film dosages are continuously produced. Alterations to the process can be implemented at any stage to minimize non-uniformity between samples.

The cut portions may be tested for chemical and physical uniformity using any conventional means for examining and testing the film pieces known in the art. For example, visual

inspection, conventional or electron microscopy, chemical testing, or use of analytical equipment may be used.

The testing can be used for quality control purposes, for example to assure that the physical and chemical content of the film is uniform and matches desired specifications. Additionally, the testing can be used to assay for desired content of active ingredients. Testing can also be used for other purposes, such as adjusting the manufacturing process to achieve optimum efficiency and appropriate physical and chemical properties and uniformity.

#### Uses of Thin Films

The thin films of the present invention are well suited for many uses. The high degree of uniformity of the components of the film makes them particularly well suited for incorporating pharmaceuticals. Furthermore, the polymers used in construction of the films may be chosen to allow for a range of disintegration times for the films. A variation or extension in the time over which a film will disintegrate may achieve control over the rate that the active is released, which may allow for a sustained release delivery system. In addition, the films may be used for the administration of an active to any of several body surfaces, especially those including mucous membranes, such as oral, anal, vaginal, ophthalmological, the surface of a wound, either on a skin surface or within a body such as during surgery, and similar surfaces.

The films may be used to orally administer an active. This is accomplished by preparing the films as described above and introducing them to the oral cavity of a mammal. This film may be prepared and adhered to a second or support layer from which it is removed prior to use, i.e. introduction to the oral cavity. An adhesive may be used to attach the film to the support or backing material which may be any of those known in the art, and is preferably not water soluble. If an adhesive is used, it will desirably be a food grade adhesive that is ingestible and does not alter the properties of the active. Mucoadhesive compositions are particularly useful. The film compositions in many cases serve as mucoadhesives themselves.

The films may be applied under or to the tongue of the mammal. When this is desired, a specific film shape, corresponding to the shape of the tongue may be preferred. Therefore the film may be cut to a shape where the side of the film corresponding to the back of the tongue will be longer than the side corresponding to the front of the tongue. Specifically, the desired shape may be that of a triangle or trapezoid. Desirably, the film will adhere to the oral cavity preventing it from being ejected from the oral cavity and permitting more of the active to be introduced to the oral cavity as the film dissolves.

The films of the present invention are desirably packaged in sealed, air and moisture resistant packages to protect the active from exposure oxidation, hydrolysis, volatilization and interaction with the environment. Referring to FIG. 1, a packaged pharmaceutical dosage unit **10**, includes each film **12** individually wrapped in a pouch or between foil and/or plastic laminate sheets **14**. As depicted in FIG. 2, the pouches **10**, **10'** can be linked together with tearable or perforated joints **16**. The pouches **10**, **10'** may be packaged in a roll as depicted in FIG. 5 or stacked as shown in FIG. 3 and sold in a dispenser **18** as shown in FIG. 4. The dispenser may contain a full supply of the medication typically prescribed for the intended therapy, but due to the thinness of the film and package, is smaller and more convenient than traditional bottles used for tablets, capsules and liquids. Moreover, the films of the present invention

US 9,931,305 B2

39

dissolve instantly upon contact with saliva or mucosal membrane areas, eliminating the need to wash the dose down with water.

Desirably, a series of such unit doses are packaged together in accordance with the prescribed regimen or treatment, e.g., a 10-90 day supply, depending on the particular therapy. The individual films can be packaged on a backing and peeled off for use.

The features and advantages of the present invention are more fully shown by the following examples which are provided for purposes of illustration, and are not to be construed as limiting the invention in any way.

#### EXAMPLES

##### Preparation of Taste-Masked Pharmaceutically Active Agents:

The following drugs were coated with taste masking components and were used in the films of the present invention.

a. Fluidized Bed Coating: A taste-masked particle was prepared having a core material of northindrone (Norlutin®). Northindrone was first sieved through a 60 mesh screen having a 250 micron sieve opening. The resulting particles, i.e., having particles sizes of less than 250 microns, were then coated by the fluidized bed coating procedure in a Verse Glatt Fluidized Bed using a Wurster Column. Accordingly, a 625 grams of 5% methylcellulose and 0.5% Acesulfame® K (a non-caloric sweetener) solution was prepared. The solution was then applied onto 500 grams of the sieved northindrone powder at an air pressure of 40 psi through a Gustav Schlick nozzle model 941. The fluidized bed temperature was heated and maintained at 115° F. during the spraying process. At the end of coating, the resulting particles were further dried therein for 3 minutes. A total of 530 grams taste masked northindrone was obtained.

b. Agglomeration Process: A sweetener solution of 94 grams of 2.5% sodium saccharin and 2.5% Acesulfame® K was prepared. A dry blend of 60 grams of hydroxypropylmethyl cellulose and 40 grams of silica dioxide with 20 grams polythiazide (Renese®) was made. The sweetener solution was then sprayed a little at a time onto the dry blend powder during low-shear mixing. The dry powder was, at this point, being agglomerated through the granulation/absorption process. The wet mixture was then dried in a convection oven at 105° F. for 17 hours. The resulting dried product was ground in a Fitz Hammer Mill grinder and sieved through a 100 mesh screen having a 149 micron sieve opening.

c. Pelletization Process: The following product was made using a model RVO2 Mix Pelletizer (made by Eirich Machines Ltd.) at maximum mixing speed. A small of crashed ice was added, slowly through a funnel, to the 40 grams Loratidine®, 40 grams Aspartame®, 10 grams hydroxypropyl cellulose and 5 grams gum arabic powder mix in the mixer while mixing at low settings of both pan rotation and mixing motor. It took 1 to 2 minutes to add the ice. Once the ice addition was completed, both the pan and the rotor mix were turned to high speed to form spherical particles. The end point was determined by examining the particles using a low power microscope. When the end point is not reached after 2 minutes of intense mixing, additional

40

1 to 2 minutes mixing with or without adding more ice is tried. This procedure is repeated until the end point is reached, i.e., the spherical particles are formed. The wet samples obtained were dried in a tray dryer at 55° C. for about 5 hours. The resulting particles size ranged from 20 to 200 mesh. The particles were then sieved to obtain the desired particle size.

d. Infusion Method: A dry blend of 3.7 grams of Sucralose®, 10 grams fluoxetine HCl (Prozac®), and 1.25 grams polyvinylpyrrolidone were mixed uniformly. Water of 5.0 grams and 2.74 grams of propylene glycol were then added to the mixture and mixed thoroughly. To this mixture, 22 grams of hydroxypropylmethyl cellulose was added and blended under a high shear Stephan Mixer for at least 3 minutes. The resulting particles were sieved through a 100 mesh screen and were ready to be used in film matrix solution.

e. Triglyceride Reduction Formula™ microspheres from Southwest Research Institute were coated with ethylcellulose by a spinning and congealing particle producing process. The coated particles had a particle size of less than 100 microns. The polymer condensed on the drug particles thereby imparting a taste-masked pharmaceutically active agent.

f. Tamoxifen was produced by spray coating 50 to 100 micron sized particles of Eudragit® E100 (cationic methacrylate with dimethylamino ethyl ammonium groups). During fluidized coating, coated particles were isolated using a fractional separation device which insured particles having a size of less than 150 microns. The estimated level of coating was about 15%. The polymer condensed on the drug particles thereby imparting a taste-masked pharmaceutically active agent.

g. Torsemide was coated by a critical fluid process by dissolving torsemide in polyethylene glycol (400 molecular weight) which was added to a flowing stream of supercritical CO<sub>2</sub> by using a sonic spray nozzle. The resulting droplet size was controlled to produce approximated 150 micron sized spherical particles. The particles were then moved to an apparatus used for spraying a polymer coating. The polymer condensed on the drug particles thereby imparting a taste-masked pharmaceutically active agent. The polymer coating used was Eudragit® E100 dissolved in ethanol at 15% solids. The coated product was isolated by lowering the pressure and removal of the CO<sub>2</sub> and the ethanol.

h. Felodipine was coated via an emulsion solvent evaporation method using acrylate methacrylate copolymers (Eudragit® RL or Eudragit® PO and Eudragit® RS or Eudragit® PO) as the coating materials. The mean sphere diameter was 12 microns with a drug loading of about 50%.

i. Digoxin was coated with Trappsol® cyclodextrin. A 50% (wt/vol) solution of chemically modified cyclodextrin was produced by mixing it with water at room temperature. A finely ground digoxin (less than 15 microns) was suspended in the solution with mild stirring. The mix was stirred for 60 minutes and any undissolved drug was removed by centrifugation through a 0.45 micron sized membrane. Spray drying of the solution yielded a dry powder with a 10% drug loading.

##### Preparation of the Film Forming Composition:

A film-forming composition, Composition A in Table 1, was prepared and mixed under vacuum to remove air bubbles. In further detail, a polymer mix of hydroxypropylmethyl cellulose (Methocel™ E15), polyvinylpyrrolidone and starch and xanthan were added to water with stirring over a short period of time of about 15 minutes. The stirring

## US 9,931,305 B2

41

was set at 350 to 1500 rpm using an axial impeller. Stirring continued for another 45 minutes after combining the components to form a viscous, uniform mix.

To this viscous mix plasticizer (propylene glycol), flavor, antifoam and sweetener were sequentially added. The mixture was stirred for an additional 10 minutes at 500 rpm before the addition of a taste-masked drug.

TABLE 1

Ingredient	Film Forming Polymer Composition Composition
	A
Hydroxypropylmethyl cellulose	8.5
Polyvinylpyrrolidone	5.5
Starch	5.5
Sweetener	2.4
Flavor (Mint Mix)	3.3
Xanthan Gum	0.3
Plasticizer	3.4
Antifoam agent	0.8
Water	70.4
Total:	100

A taste-masked drug was added to the mixture in about a 5 minute time period. After the addition of the drug the mixture was placed under a vacuum from about 0.1 to about 0.7 torr for about 45 minutes.

42

Film Compositions with Taste-Masked Pharmaceutically Active Agents:

After removing the vacuum, the product mix was added to a coating pan and filmed using a three-roll coater. The suspension was coated at 250 microns onto siliconized paper substrate and moved through a drying oven heated at 90° C. The composition was dried in accordance with the process set forth in co-pending U.S. application Ser. No. 10/074,272.

The dried product was examined for physical appearance, dissolution in the mouth and bitterness.

The resultant uncut films of inventive composition A with the above-described taste-masked drugs exhibited uniformity in content particularly with respect to the tasted-masked drugs, as well as unit doses of 3/4" by 1" by 5-6 mils cut therefrom. The inventive compositions also were observed to have a smooth surface, absent of air bubbles. The films had minimal taste when ingested. All films dissolved in the mouth in less than 15 seconds.

The film produced with the less than 100 micron sized taste-masked triglyceride had a loading of 20 mg per 25 mm<sup>2</sup> piece of film. The film produced with the less than 150 micron sized taste-masked tamoxifen had a loading of 10 mg per 20 mm<sup>2</sup> of film (assuming 85% active). The film produced with the less than 150 micron sized taste-masked torsemide had a loading of 10 mg per 25 mm<sup>2</sup> of film (assuming 90% active). The film produced with the taste-masked digoxin had a loading of 0.5 mg per 15 mm<sup>2</sup> of film (assuming 90% active).

Examples A<sup>1</sup>-I

Water soluble thin film compositions of the present invention are prepared using the amounts described in Table 1a.

TABLE 1a

Ingredient	Weight (g)								
	A'	B	C	D	E	F	G	H	I
Hydroxypropylmethyl cellulose		1.76		1.63	32.00		3.67		32.00
Peppermint oil		0.90	1.0	1.05		8.0	2.67		
Sweetener	0.15	0.15	0.22	0.10		4.6	1.53	0.15	
Polyvinylpyrrolidone		0.94		1.05		7.0	2.33		
Tween 80 <sup>1</sup>	0.5	0.5	2.0	0.65	11.80		1.35	0.5	11.80
Simethicone <sup>2</sup>	0.2	0.2	0.15	0.30	1.80		0.21	0.2	1.80
Listerine <sup>3</sup>	83.35							83.35	
Methylcellulose	6.0								
Cornstarch <sup>4</sup>			1.75						
Agar			1.25						
Water		42.24	93.63	39.22	768.0	280.0	88.24		768.0
Loratadine <sup>5</sup>					19.2				19.2
Pullulan <sup>6</sup>								6.0	
Ibuprofen									38.4

<sup>1</sup>Available from ICI Americas

<sup>2</sup>Available from OSI

<sup>3</sup>Available from Pfizer, Inc. including thymol (0.064%), eucalyptol (0.092%), methyl salicylate (0.060%), menthol (0.042%), water (up to 72.8%), alcohol (26.9%), benzoic acid, poloxamer 407, sodium benzoate, and caramel color

<sup>4</sup>Available from Grain Processing Corporation as Pure Cote B792

<sup>5</sup>Available from Schering Corporation as Claritin

<sup>6</sup>Available from Hayashibara Biochemical Laboratories, Inc., Japan

## US 9,931,305 B2

## 43

The ingredients of inventive compositions A'-I were combined by mixing until a uniform mixture was achieved. The compositions were then formed into a film by reverse roll coating. These films were then dried on the top side of an infrared transparent surface, the bottom side of which was in contact with a heated water bath at approximately 99° C. No external thermal air currents were present above the film. The films were dried to less than about 6% by weight water in about 4 to 6 minutes. The films were flexible, self-supporting and provided a uniform distribution of the components within the film.

The uniform distribution of the components within the film was apparent by examination by either the naked eye or under slight magnification. By viewing the films it was apparent that they were substantially free of aggregation, i.e. the carrier and the actives remained substantially in place and did not move substantially from one portion of the film to another. Therefore, there was substantially no disparity among the amount of active found in any portion of the film.

Uniformity was also measured by first cutting the film into individual dosage forms. Twenty-five dosage forms of substantially identical size were cut from the film of inventive composition (E) above from random locations throughout the film. Then eight of these dosage forms were randomly selected and additively weighed. The additive weights of eight randomly selected dosage forms, are as shown in Table 2 below:

TABLE 2

Sample	Additive Weight (g)	
	Trial 1	Trial 2
1	0.04	0.04
2	0.08	0.08
3	0.12	0.12
4	0.16	0.16
5	0.20	0.20
6	0.24	0.24
7	0.28	0.28
8	0.32	0.32

The individual dosages were consistently 0.04  $\mu\text{m}$ , which shows that the distribution of the components within the film was consistent and uniform. This is based on the simple principal that each component has a unique density. Therefore, when the components of different densities are combined in a uniform manner in a film, as in the present invention, individual dosages forms from the same film of substantially equal dimensions, will contain the same mass.

An alternative method of determining the uniformity of the active is to cut the film into individual doses. The individual doses may then be dissolved and tested for the amount of active in films of particular size. This demonstrates that films of substantially similar size cut from different locations on the same film contain substantially the same amount of active.

When the films formed from inventive compositions A'-H are placed on the tongue, they rapidly dissolve, releasing the active ingredient. Similarly, when they are placed in water, the films rapidly dissolve which provides a flavored drink when the active is chosen to be a flavoring.

## Examples J-L

Thin films that have a controlled degradation time and include combinations of water soluble and water insoluble polymers and water soluble films that allow controlled

## 44

release of an active are prepared using approximately the amounts described in Table 3.

TABLE 3

Ingredient	Weight (g)		
	J	K	L
Hydroxypropylmethyl cellulose		1.0	1.0
Tween 80 <sup>1</sup>	0.7	0.7	0.7
Water			5.0
Aquacoat ECD <sup>2</sup>	17.0	17.0	17.5
Peppermint oil	1.0	0.4	1.1

<sup>1</sup>Available from ICI Americas

<sup>2</sup>A 30% by weight aqueous dispersion of ethyl cellulose available from FMC

The components of inventive compositions J-L were combined and formed into films using the methods for preparing inventive compositions A'-I above. These films were also flexible, self-supporting and provided a uniform distribution of active which permits accuracy in dosing.

The uniformity of the films prepared from inventive compositions J-L may also be tested by either visual means measuring the weights of individual dosage films, or by dissolving the films and testing for the amount of active as described above.

## Examples M-O

An alternative method of preparing films which provides an accurate dosing may be used for any of inventive compositions A'-I. The method begins with first combining the ingredients with mixing. The combination of ingredients is then divided among individual wells or molds. In such a method, aggregation of the components during drying is prevented by the individual wells.

TABLE 4

Ingredient	Weight %		
	M	N	O
5% Methylcellulose Solution <sup>1</sup>	73.22	44.22	74.22
Raspberry Flavor	3.28	3.28	3.28
Sweetener Blends	1.07	1.07	1.07
Tween-80 <sup>2</sup>	2.47	2.47	2.47
Polyvinylpyrrolidone	3.30	3.30	3.30
Ethanol 95%	8.24	8.24	8.24
Propylene Glycol	1.65	1.65	1.65
Calcium Carbonate	4.12	4.12	4.12
Cornstarch <sup>3</sup>	1.65	1.65	1.65
Red Dye <sup>4</sup>	1.00		
Corn Syrup <sup>5</sup>		30.00	

<sup>1</sup>Available from Dow Chemical Co. as Methocel K35

<sup>2</sup>Available from ICI Americas

<sup>3</sup>Available from Grain Processing Corporation as Pure Cote B792

<sup>4</sup>Available from McCormick

<sup>5</sup>Available from Bestfoods, Inc. as Karo Syrup

The ingredients in the above Table 4 were combined and formed into a film by casting the combination of ingredients onto the glass surface and applying heat to the bottom side of the glass. This provided inventive compositions M-O.

The film of composition M was examined both prior to and after drying for variations in the shading provided by the red dye. The film was examined both under sunlight and by incandescent bulb light. No variations in shade or intensity of color were observed.

Further testing of the films of composition M included testing of absorption which is directly related to concentra-

## US 9,931,305 B2

45

tion. The film was cut into segments each measuring 1.0 in. by 0.75 in., which were consecutively assigned numbers. Approximately 40 mg of the scrap material from which the segments were cut was dissolved in about 10 ml of distilled water and then quantitatively transferred to a 25 ml volumetric flask and brought to volume. The solution was centrifuged and scanned at 3 nm intervals from 203-1200 nm. The frequency of maximum absorption was found to be 530 nm. The solution was then re-centrifuged at a higher RPM (for the same length of time) and re-scanned, which demonstrated no change in the % transmission or frequency.

Each of the segments were weighed to 0.1 mg and then dissolved in 10 ml distilled water and transferred quantitatively to a 25 ml volumetric flask and brought to volume with distilled water. Each segment solution was then centrifuged as above, and then scanned, at first from 203-1200 nm and later from only 500 nm to 550 nm at a 1 nm scanning speed. The value recorded was the % transmission at the lowest wave length, which was most frequently 530 nm.

The absorption values are shown in Table 5 below:

TABLE 5

Segment	mg/% A
1-2	1.717
3-4	1.700
5-6	1.774
7*	1.701
9-10	1.721
11-12	1.729
13-14	1.725
15-16	1.713

\*segment 8 was lost

The overall average absorption was 1.724. Of the 15 segments tested, the difference between the highest and lowest values was 0.073 units, or 4% based on the average. This shows excellent control over the uniformity of the dye within the composition because the absorption is directly proportional to the concentration of the dye within each segment.

The film of inventive composition N provided a very flexible film. This film was able to be stretched and exhibited a very high tensile strength.

After forming the film of inventive composition O, the film was removed from the glass by very rapidly stripping the length of the glass with a razor. This provided very tightly wound "toothpick-like" dosage forms. Each dosage form consistently weighed 0.02 g. This demonstrates the uniformity of the dosage forms as well as the superior self-supporting properties of the films.

## Examples P-W

Compositions P-W were prepared to demonstrate the interaction among various conditions in production of films as they relate to the present invention. The ingredients in the below Table 6 were combined and formed into a film using the process parameters listed in Table 7 below, prepared in a 6 m drying tunnel designed to incorporate bottom drying of the films. Each of the examples shows the effect of different ingredient formulations and processing techniques on the resultant film products.

46

TABLE 6

Ingredient	Weight (g)							
	P	Q	R	S	T	U	V	W
Hydroxy-propylmethyl cellulose	320	320	320	320	320	320	345	345
Water	1440	1440	1440	1440		1440	999	999
Sweetener							60	45
Mint Flavor							80	60
Propylene Glycol	50	50	50	100	100	100	100	69.3
Xanthan	22		11	11.23	10	10	10	6.9
Water/Ethanol(60/40)					1440			
Orange Flavor								42

TABLE 7

Film Thickness (Micron)	Top <sup>1</sup> v (m/sec)	Bot. <sup>1</sup> v (m/sec)	T <sup>1</sup> (° C.)	Top <sup>2</sup> v (m/sec)	Bot. <sup>2</sup> v (m/sec)	T <sup>2</sup> (° C.)	Film Weight (g)	Coater Speed m/min	% Moisture
P2	350	0	22	75	0				
P3	350	0	40	75	0				
P4	350	0	40	75	0				
P5	350	10	40	75	10				
Q	350	0	40	75	10				
R	350	0	40	85	10				
S1	250	0	40	100	0				
S2	300	0	40	100	0				
S3	350	0	40	100	0				
T1	250	0	40	100	0				
T2	350	0	40	100	0				
U1	300	0	40	100	0				
U2	250	0	40	100	0				
U3	300	0	40	100	0				
V1	300	0	40	100	0				
V2	300	0	40	100	0				
V3	300	0	40	100	0				
W1	300	0	40	93	0				
W2	250	0	40	90	0				
W3	200	0	40	90	0				
P1	23	60	109	5	>20				
P2	23	60	n/a	5	>20				
P3	40	60	161	3	>20				
P4	40	75	191	3	>20				
P5	40	75	253	3	>20				
Q	40	75	n/a	3	>20				
R	0	85		2.5	>20				
S1	40	90	163	1.5	<5				
S2	40	90	193	1.5	<5				
S3	40	90	225	1.5	<5				
T1	40	90	64	1.5	<5				
T2	40	90	83	1.5	<5				
U1	40	90	208	1.5	20				
U2	40	90	177	1.5	20				
U3	40	90	212	1.3	20				
V1	40	90	237	1.3	20				
V2	40	100	242	1.3	20				
V3	40	100	221	1	6				
W1	40	90	220	1.3	5				
W2	40	90	199	1.3	5				
W3	40	90	169	1.3	5				

<sup>1</sup>First Heater Section (3 m)

<sup>2</sup>Second Heater Section (3 m)

In Table 7, each of the process parameters contributes to different properties of the films. Film thickness refers to the distance between the blade and the roller in the reverse roll

## US 9,931,305 B2

47

coating apparatus. Bottom velocity and top velocity refer to the speed of air current on the bottom and top sides of the film, respectively. The film weight is a measure of the weight of a circular section of the substrate and the film of 100 cm<sup>2</sup>.

Compositions P-R show the effects of visco-elastic properties on the ability to coat the film composition mixture onto the substrate for film formation. Composition P displayed a stringy elastic property. The wet film would not stay level, the coating was uneven, and the film did not dry. In Composition Q, substantially the same formulation as P was used however the xanthan was not included. This product coated the substrate but would not stay level due to the change in the visco-elastic properties of the wet foam. Composition R was prepared using substantially the same formulation, but incorporated one-half of the amount of xanthan of Composition P. This formulation provided a composition that could be evenly coated. Compositions P-Q demonstrate the importance of proper formulation on the ability of the film matrix to conform to a particular coating technique.

The films produced from Composition S contained a large amount of air in the films. This is shown by the dried film thickness which was the same despite that variation in the coated thickness as in Table 7. Microscopic examination of the film revealed a large number of air bubbles in the film. In order to correct for the addition of air in the films, care must be taken in the mixing process to avoid air inclusion.

Composition T included a change in the solvent to 60/40 water ethanol. Composition T was stirred slowly for 45 min. to deaerate the mixture. The dried weight film products T1 and T2 were consistent with the increase in solids from T1 to T2. The films dried much faster with less than 5% moisture. With the particular combination of ingredients in Composition T, the substitution of part ethanol for part water allowed the film to dry more quickly. The elimination of air from the film as a result of the slow stirring also contributed to the uniformity of the final film product and the faster drying time.

Only water was used as a solvent in Composition U. The dried weight of the U1-U3 changed consistently in accordance with the change in coating thickness indicating that no air bubbles were present. However, these films contained 20% moisture upon exit from the oven, unlike the films of Composition T, which included part ethanol and dried completely.

The amount of solids was increased and the amount of water was decreased in Compositions V1 and V2. The dried weight was greater than U1-U3 due to the increase in solids, however the films still contained 20% moisture upon exit from the oven, similar to Composition U.

The coating line speed was reduced for Composition V3, to prevent premature drying of the exposed top film surface. This film product dried to 6% moisture.

While increasing the amount of solids improved the film weight, longer drying times were required. This was due to the surface of the film sealing preventing easy removal of the water. Therefore, for Compositions W1-W3, the temperature in the first 3 m section of the dryer was decreased. This prevented the premature drying of the top surface of the films. Even at greater film thicknesses, the films were dried to 5% moisture even at faster coater line speeds.

48

Examples X-AA

TABLE 8

Ingredient	Weight (g)			
	X	Y	Z	AA
Loratadine	104.69			
Zomig		52.35		
Paxil			104.69	
Hydroxypropyl methylcellulose	320	320	320	150
Sweetener blend	60	60	60	0.4
Simethicone	1.5	1.5	1.5	1.5
Propylene glycol	100	100	100	
Water	1440	1440	1440	790
Cream essence				0.4
Polyvinyl pyrrolidinone				4
Ethanol				40
Cocoa				55.2
Polyoxyl-40-stearate				7

Compositions X, Y and Z of Table 8 were taste mask coated using a Glatt coater and Eudragit E-100 polymethacrylate polymer as the coating. The coating was spray coated at a 20% level. Therefore 10 mg of drug 12.5 mg of the final dry product must be weighed.

The base formula which excluded the drug additive was mixed with care to not incorporate air. After initial mixing the formula was slowly mixed to deaerate over 30 min. During this time the drug was weighed and prepared for addition to the base mix.

For Composition X, the Loratadine (80% drug) was added slowly to the mix with stirring. After 5 min. of stirring, the total mix was added to the pan of a three roll coater set (reverse roll coater) at 30 micron coating thickness.

The process bottom temperature was set at 90° C. with no top heat or air, the bottom air velocity was set at 40 m/sec., and the line speed was set at 1.3 m/min. Total drying time for the film was 4.6 min.

The liquid was coated at 30 microns and dried in the oven in less than 5 min. The film was flexible and a 1"×0.75" piece weighed 70 mg and contained 10 mg of Loratadine.

The experiment was repeated for Compositions Y and Z, Zomig and Paxil, respectively. Both produced flexible films with the target weight of 70 mg containing 5 mg of Zomig and 70 mg containing 10 mg of Paxil, respectively.

The products were sweet without any noticeable drug aftertaste.

The ingredients of Composition AA were mixed in order to reduce air captured in the fluid matrix. After mixing 45 g of loratadine coated at an 80% active level and 20% coating using Eudragit E-100, this mixture was added slowing with mixing until the drug was evenly dispersed, approximately 5 min. The liquid was then deposited into the 3 roll coater (reverse roll coater) and coated at 30 microns at a line speed of 1.3 m/min. The oven temperature was set at 90° C. to apply air and heat to the bottom only, with an air velocity set at 40 m/sec. The dried film was 0.005 inch. thick (5 mil) and was cut into 1 in.×0.75 in. pieces weighing 70 mg±0.7 mg, demonstrating the uniformity of the composition of the film. The film was flexible with 5% moisture, free of air bubbles, and had uniform drug distribution as seen under the light microscope, as well as shown by the substantially identical weight measurements of the film pieces.

Examples BA-BI

The incorporation of the anti-foaming/de-foaming agent (i.e., simethicone) provided a film that not only provided a

## US 9,931,305 B2

49

uniform film that substantially reduced or eliminated air bubbles in the film product, but also provided other benefits. The films displayed more desirable organoleptic properties. The films had an improved texture that was less "paper-like" provided a better mouth-feel to the consumer.

The compositions in Table 9 were prepared (including the addition of simethicone in inventive compositions BA-BG) and mixed under vacuum to remove air bubbles.

The resultant uncut films of inventive compositions BA-BG exhibited uniformity in content particularly with respect to the insoluble active, as well as unit doses of 3/4" by 1" by 5 mils cut therefrom. The inventive compositions also were observed to have a smooth surface, absent of air bubbles. The significantly higher amounts of simethicone present in inventive compositions BF-BG also provided a very uniform film, but not significantly improved from that of inventive compositions BA-BE.

By contrast, comparative examples BH-BI were observed to have a rougher surface, exhibiting the inclusion of air bubbles in the resultant film which provided a less uniform texture and distribution of the ingredients.

TABLE 9

Ingredient	BA	BB	BC	BD	BE	BF	BG	BH	BI
Hydroxypropylmethyl cellulose	0	3.77	3.70	3.84	0	3.67	0	0	3.84
Peppermint oil	2.94	1.93	2.39	0	0	2.67	2.94	2.67	0
Sweetener	2.20	0.32	0.23	0	0.17	1.53	2.20	1.54	0
Polyvinylpyrrolidone	2.68	2.01	2.39	0	0	2.33	2.68	2.34	0
Tween 80 <sup>1</sup>	2.24	1.07	1.48	1.42	0.55	1.35	2.24	0	1.42
Simethicone <sup>2</sup>	0.66	0.42	0.68	0.22	0.22	5.00	2.00	0	0
Listerine <sup>3</sup>	0	0	0	0	92.41	0	0	0	0
Methylcellulose	4.03	0	0	0	0	0	4.03	0	0
Cornstarch <sup>4</sup>	2.68	0	0	0	0	0	2.68	0	0
Water	73.53	90.47	89.14	92.22	0	83.45	72.19	93.46	92.44
Loratadine <sup>5</sup>	4.29	0	0	2.31	0	0	4.29	0	2.31
Pullulan <sup>6</sup>	0	0	0	0	6.65	0	0	0	0
Calcium Carbonate	1.43	0	0	0	0	0	1.43	0	0
Xanthan Gum	0.30	0	0	0	0	0	0.30	0	0
Propylene Glycol	3.02	0	0	0	0	0	3.02	0	0

<sup>1</sup>Available from ICI Americas

<sup>2</sup>Available from OSI

<sup>3</sup>Available from Pfizer, Inc. including thymol (0.064%), eucalyptol (0.092%), methyl salicylate (0.060%), menthol (0.042%), water (up to 72.8%), alcohol (26.9%), benzoic acid, poloxamer 407, sodium benzoate, and caramel color

<sup>4</sup>Available from Grain Processing Corporation as Pure Cote B792

<sup>5</sup>Available from Schering Corporation as Claritin

<sup>6</sup>Available from Hayashibara Biochemical Laboratories, Inc., Japan

## Examples CA-CC

The following examples of the present invention describe films and film-forming compositions that use an ethoxylated caster oil as a surfactant, or alternatively are free of surfactants, plasticizers and/or polyalcohols. Desirably, the films or film-forming compositions of the present invention are essentially free of surfactants. Moreover, the films or film-forming compositions of the present invention are desirably formulated to be essentially free of surfactants. Furthermore, the films or film-forming compositions of the present invention are desirably formulated to be essentially free of plasticizers. Still furthermore, the films or film-forming compositions of the present invention are desirably formulated to be essentially free of polyalcohols. Moreover, the films or film-forming compositions of the present invention are desirably formulated to be essentially free of surfactants and

50

plasticizers. Furthermore, the films or film-forming compositions of the present invention are desirably formulated to be essentially free of surfactants, plasticizers and polyalcohols.

TABLE 10

Ingredient	(parts by wt.) CA
<b>POLYMERS:</b>	
Hydroxypropylmethyl cellulose	15.6
Cornstarch <sup>1</sup>	10.41
Polyvinylpyrrolidone	10.41
Xanthan Gum	1.14
<b>SURFACTANT<sup>2</sup>:</b>	
PLASTICIZER <sup>3</sup> :	2.0
ANTI-FOAM AGENT <sup>4</sup>	11.67
<b>OTHER</b>	
Spearmint Flavor	10.43
Loratadine (drug)	16.62

TABLE 10-continued

Ingredient	(parts by wt.) CA
Calcium Carbonate	5.54
Sweetener	9.36

<sup>1</sup>Available from Grain Processing Corporation as Pure Cote B792

<sup>2</sup>Ethoxylated caster oil, Cremophor® EL available from BASF

<sup>3</sup>Propylene Glycol

<sup>4</sup>Silicone Emulsion

The above ingredients were added at 30% to 70% water and stirred until polymers were fully hydrated which took 45 min. The mix was then put under vacuum to eliminate entrapped air. Vacuum was added in a steady manner starting at 500 mm and progressing up to 760 mm over 45 min.

After release of the vacuum, 6 grams of the liquid was added to a coating paper using a 200 micron spiral wound rod and a K Control Coater Model 101 (RK Print Coat Inst. Ltd.). The paper substrate onto which the coating was added was a silicone coated paper. The coated paper was then dried

## US 9,931,305 B2

## 51

at 90° C. until about 5% moisture remained. The formula coated and dried to a film thickness of approx. 60 microns and quickly dissolved in the mouth.

TABLE 11

Ingredient	(parts by wt.) CB
<b>POLYMERS:</b>	
Hydroxypropylmethyl cellulose	15.6
Cornstarch <sup>1</sup>	10.41
Polyvinylpyrrolidone	10.41
PLASTICIZER/SOLVENT <sup>2</sup> :	22.1
ANTI-FOAM AGENT <sup>3</sup>	2.44
<b>OTHER</b>	
Raspberry Flavor	0.3
Calcium Carbonate <sup>4</sup>	30.38
Sweetener	8.36

<sup>1</sup>Available from Grain Processing Corporation as Pure Cote B792

<sup>2</sup>Propylene Glycol

<sup>3</sup>Polydimethyl Siloxane Emulsion

<sup>4</sup>Functioned to mimic drug loading

The above ingredients were added to water at 40% until a homogeneous suspension was made. Vacuum was added over 20 min. starting at 500 mm Hg. and ending at 660 mm Hg. until all air was removed from suspension. Film was made as described in prior experiments. The liquid coated the silicone release substrate and dried to a uniform flexible film. The film passed the 180° bend test without cracking and dissolved in the mouth.

TABLE 12

Ingredient	(parts by wt.) CC
<b>POLYMERS:</b>	
Hydroxypropylmethyl cellulose	7.8
Hydroxypropyl cellulose	7.8
ANTI-FOAM AGENT <sup>1</sup>	0.75
<b>OTHER</b>	
Peppermint & Bittermint Flavor	2.25
Tastemasking Flavor <sup>2</sup>	0.3
Calcium Carbonate <sup>3</sup>	15.2
Sweeteners	0.9

<sup>1</sup>Polydimethyl Siloxane Emulsion

<sup>2</sup>Prosweet from Virginia Dave

<sup>3</sup>Functioned to mimic drug loading

The above ingredients were added at 30% to 70% water and stirred until polymers were fully hydrated which took 20 min. The mix was then put under vacuum to eliminate entrapped air. Vacuum was added in a steady manner up to 760 mm over 35 min.

After release of the vacuum, the liquid was added to a coating paper using a 350 micron smooth bar and a K Control Coater Model 101 (RK Print Coat Inst. Ltd.). The paper substrate onto which the coating was added was a silicone coated paper. The coated paper was then dried at 90° C. until about 4% moisture remained. The formula coated and dried to a film. The film had an acceptable taste and quickly dissolved in the mouth. The taste-masking flavor is an ingredient that affects the taste receptors to mask the receptors from registering a different, typical undesirable, taste. The film passed the 180° bend test without cracking and dissolved in the mouth.

## 52

## Example CD

The following example of the present invention describes films and film-forming compositions that use a taste-masked, pharmaceutically active agent which also contains flavors and taste-masking aids. A taste-masking flavor is an ingredients that effects taste receptors to mask the receptors from registering a different, typically undesirable, taste.

TABLE 13

Ingredient	(grams) CD
Hydroxypropylmethyl cellulose	4.26
Hydroxypropyl cellulose	1.42
Precipitated calcium Carbonate	1.22
Sweetner <sup>1</sup>	0.6
Taste-Masking flavor <sup>2</sup>	0.08
Taste-masked Acetaminophen <sup>3</sup>	5.86
Cinnamon Flavor	0.9
Spearmint Flavor	0.43
Polydimethylsiloxane emulsion	0.23

<sup>1</sup>Sucralose, available from McNeil Nutritionals

<sup>2</sup>Magna Sweet, available from Mafco Worldwide Corp.

<sup>3</sup>Gutte Enteric, coated acetaminophen, Gatte, LLC

The above ingredients, except for the pharmaceutically active agent and flavors, were added at 35 grams water and stirred until polymers were fully hydrated which took about 20 min. Food coloring (7 drops of red food coloring and 1 drop of yellow food coloring) was also added. The mix was then put under vacuum to eliminate entrapped air. Vacuum was added in a steady manner starting at 500 mm and progressing up to 760 mm over about 10 to 20 minutes. The taste-masked Acetaminophen was added to the mix in about 4 minutes was stirring under vacuum. The flavors were then added to the mix in about 4 minutes was stirring under vacuum.

After release of the vacuum, the liquid solution was added to a coating paper using a 350 micron smooth bar. The paper substrate onto which the coating was added was a silicone coated paper. The coated paper was then dried at 90° C. for about 11 minutes until about 3% moisture remained.

The formula coated and dried to a film. The film had an acceptable taste and moderately quickly dissolved in the mouth. The film did not curl on standing. The film passed the 180° bend test without cracking and dissolved in the mouth.

While there have been described what are presently believed to be the preferred embodiments of the invention, those skilled in the art will realize that changes and modifications may be made thereto without departing from the spirit of the invention, and it is intended to include all such changes and modifications as fall within the true scope of the invention.

## Examples CE-CF

Thin film compositions of the present invention were prepared using the amounts described in Table 14.

TABLE 14

Component	Weight (g)
Hydroxypropylmethyl cellulose	3.92
Pullulan	3.92
Trehalose <sup>1</sup>	3.5
Precipitated Calcium Carbonate	3.85
Propylene Glycol	1.96



TABLE 14-continued

Component	Weight (g)
Simethicone <sup>2</sup>	0.35
Bovine Extract <sup>3</sup>	32.5
Water	q.s.

<sup>1</sup>Available from Cargill Inc.

<sup>2</sup>Available from Sentry

<sup>3</sup>Available from Amarillo Biosciences Inc.

The above ingredients were combined by mixing until a uniform mixture was achieved. A sufficient amount of water was present in the film compositions prior to drying, i.e., q.s., which may range between about 200 g to about 1000 g. The bovine extract protein contained in the compositions is a heat sensitive protein. After mixing, the compositions were cast into films on release paper using a K-Control Coater with a 250 micron smooth bar.

In Example CE, the films subsequently were dried in an oven at approximately 80° C. for about 6 minutes. The films were dried to about 4.3 percent moisture. In Example CF, the films were dried in an oven at approximately 60° C. for about 10 minutes. The films were dried to about 5.06 percent moisture. After drying, the protein derived from bovine extract, which was contained in the films, was tested to determine whether or not it remained substantially active. To test the activity, a film dosage unit of this example was administered to a human. After ingesting the dosage, a microarray on the human's blood was conducted. The results, listed in Appendix A which is incorporated by reference herein, and graphically represented in FIG. 32, demonstrate that the protein was approximately 100 percent active in the final, dried film products of both Examples CE and CF. Therefore, the heat sensitive active did not substantially degrade or denaturize during the drying process.

#### Example CG

Thin film compositions of the present invention were prepared using the amounts described in Table 15.

TABLE 15

Component	Weight (g unless otherwise indicated)	
	CG	CH
Hydroxypropylmethyl cellulose	4.59	9.18
Hydroxypropyl cellulose	1.53	3.06
Sucralose <sup>1</sup>	0.7	1.4
Magna Sweet <sup>2</sup>	0.09	0.18
Precipitated calcium carbonate	2.0	4
Fat-coated dextromethorphan hydrobromide	5.96	11.93
Orange concentrate flavor	1.05	2.1
Prosweet MM24 <sup>3</sup>	0.18	0.35
Propylene glycol	1.22	2.45
Simethicone <sup>4</sup>	0.18	0.35
Water	32.5	65
Red food color		4 drops
Yellow food color		6 drops

<sup>1</sup>Available from McNeil Nutritional

<sup>2</sup>Taste-masking flavor, available from Mafco Worldwide Corp.

<sup>3</sup>Taste-masking flavor, available from Virginia Dare

<sup>4</sup>Available from Sentry

The above ingredients in the amounts listed for CG were combined by mixing, and then cast into two films on release paper using a K-Control Coater with a 350 micron smooth bar. The films were subsequently dried according to con-

ventional drying techniques, rather than via the uniform drying process of the present invention. One film was dried in an oven at 80° C. for 9 minutes on a wire rack. The second film was dried in an oven at 80° C. for 9 minutes on a wire screen. Both films were dried to about 2.4 percent moisture.

The resulting dried films showed imprints of the wire rack and screen after drying. These configurations comprise imprints of wire supports typically used in the drying process. Without uniform heat diffusion, the wire supports conducted heat more intensely at the points of contact with the substrate, leading to increased evaporation at these points. This caused more vigorous mixing, thereby pulling more particles to the contact points. The result is increased particle density seen as aggregations at the contact points.

The solution was cast into two more films on release paper using the K-Control Coater with a 350 micron smooth bar. These films were dried by the process of the present invention, under the same time and temperature conditions as above. In particular, the films were dried in an 80° C. air oven for 9 minutes on trays lined with furnace filters, which uniformly disperse heat. The films were dried to about 1.89 percent moisture. The resulting films had no streaks, and were homogenous. Due to uniform heat diffusion throughout the film, no particle aggregations developed.

#### Example CH

The ingredients in Table 15, in the amounts listed for CH, were combined by mixing, and then cast into three films on release paper using a K-Control Coater with a 350 micron smooth bar. The films were dried for 9 minutes in an 80° C. air oven on trays lined with furnace filters, which uniformly distribute heat. The films were dried to about 2.20 percent moisture. As depicted in FIG. 17, the dried films 200 had no streaks, and were homogenous, i.e., no particle aggregations developed. The active particles appeared intact in the dried films. The films exhibited adequate strength and passed the 180° bend test without cracking, in which the films are bent in half with pressure.

The mixed solution was cast into three more films on release paper using a K-Control Coater with a 350 micron smooth bar. These films similarly were dried for 9 minutes in an 80° C. air oven, but by conventional top and bottom drying means. Two of the films were dried on wire racks, while the third was dried on a wire screen. All three films were dried to about 2.65 percent moisture. The dried films showed the imprints of the wire racks and screen, for the reasons described above in Example CG.

More particularly, the dried films 100 exhibited aggregations 110 of particles in both line and diamond configurations, as shown in FIGS. 9-16. These configurations comprise imprints of wire supports used in the drying process to display the disuniformity in heat transfer which occurs in conventional top and bottom drying. As discussed above, the wire supports conducted heat more intensely at the points of contact with the substrate, leading to increased evaporation at these points. This caused more vigorous mixing, thereby pulling more particles to the contact points. The resulting increased particle density at the contact points is depicted in FIGS. 9-16.

Moreover, the fat-coated dextromethorphan particles contained within the films of this example were not destroyed by the drying processes. FIGS. 28-31 depict fat-coated dextromethorphan particles 500 prior to any processing, and particularly, their substantially spherical shape. After exposure to drying conditions of 80° C. for 9 minutes, the fat-coated drug particles 500 were found to have remained

US 9,931,305 B2

55

intact within the films, i.e., maintained their spherical shape, as shown in FIGS. 18-25. Although the active particles were exposed to potentially deleterious temperatures, they did not degrade. In contrast, fat-coated dextromethorphan particles placed in an evaporating dish and heated in an air oven at 80° C. for 9 minutes substantially degrade. As seen in FIGS. 26 and 27, the fat-coated dextromethorphan particles appear completely melted after the exposure.

## Example CI

Thin film compositions of the present invention were prepared using the amounts described in Table 16.

TABLE 16

Component	Weight (g unless otherwise indicated)
Hydroxypropylcellulose	6.00
Polyethylene oxide	2.00
Sucralose <sup>1</sup>	0.84
Magna sweet <sup>2</sup>	0.09
Mixture of microcrystalline cellulose and sodium carboxymethylcellulose <sup>3</sup>	0.18
Precipitated calcium carbonate	1.55
Sildenafil <sup>4</sup>	2.91
Peppermint & bittermint flavor	1.75
Prosweet <sup>5</sup>	0.44
Masking flavor <sup>6</sup>	1.31
N,2,3-trimethyl-2-isopropylbutanamide <sup>7</sup>	0.075
Simethicone <sup>8</sup>	0.035
Water	32.5
Blue food coloring	3 drops

<sup>1</sup>Available from McNeil Nutritional

<sup>2</sup>Taste-masking flavor, available from Mafco Worldwide Corp.

<sup>3</sup>Avicel CL-611, available from FMC Biopolymer

<sup>4</sup>Available from Pfizer, Inc. as Viagra ®

<sup>5</sup>Taste-masking flavor, available from Virginia Dare

<sup>6</sup>Available from Ungerer and Co.

<sup>7</sup>Cooling agent

<sup>8</sup>Available from Sentry

The above ingredients were combined by mixing until a uniform mixture was achieved, and then cast into two films on release paper using a K-Control Coater with a 350 micron smooth bar. One film was dried for 10 minutes in an 80° C. air oven to a moisture level of 3.52%, while the second film was dried for 10 minutes in an 80° C. air oven to a moisture level of 3.95%. The dried films had adequate strength and tear resistance. The films passed the 180° bend test without breaking. The films also dissolved at a moderately fast rate in the mouth and exhibited an acceptable flavor.

As mentioned above, the controlled drying process of the present invention allows for uniform drying to occur, whereby evaporative cooling and thermal mixing contribute to the rapid formation of viscoelastic film and the “locking-in” of uniformity of content throughout the film. One of the additional advantages of the present invention is that the film composition reaches its viscoelastic state, and even the fully dried state, without exposing the components of the composition to temperatures which will cause them to be altered or unusable for their intended purpose. For example, heat sensitive drugs, proteins, flavors, sweeteners, volatile components, antigens, antibodies and the like, readily decompose at certain temperatures become inactive or denature, making them ineffective for their intended use. In the present invention, due to the combination of a short heat history required to dry, and the controlled non-top-skinning drying process, the film composition never need to attain the oven

56

temperature (or other heat source) to reach the dried state. To demonstrate this, films were made in accordance with the present invention and dried as discussed below. A first thermocouple was placed within the film and a second thermocouple was suspended in the oven in order to measure the temperature differential between the oven environment and the film composition during the drying process.

To measure the temperature differentials, a thermocouple, which was connected to a Microtherma 1 thermometer, was placed within the films, and another thermocouple was suspended in the drying oven. Temperature readings in the films and oven were recorded every 30 seconds during the drying of the films.

The thermocouple results for the first film are listed in Table 17 below, and graphically represented in FIG. 33. The results for the second film are listed in Table 18 below, and graphically represented in FIG. 34. The results show that even after 10 minutes of drying, the temperatures of the film were substantially below (at least about 5° C.) the oven environment. Films dried for less than 10 minutes may experience significantly greater temperature differentials. For example, drying for 4 to 6 minutes, which is a particularly desirable time frame for many films of the present invention, produces differentials of about 25° C. to about 30° C. Accordingly, films may be dried at high, potentially deleterious temperatures without harming heat sensitive actives contained within the films.

TABLE 17

Time (Min.)	Probe Temp (° C.)	Oven Temp (° C.)
0	42.7	78
1	48.1	80
2	48.8	81
3	50	80
4	51.6	80
5	53.6	80
6	56.8	80
7	61.4	80
8	66.8	80
9	72.7	80
10	76.1	80

TABLE 18

Time (Min.)	Probe Temp (° C.)	Oven Temp (° C.)
0	44.4	77
1	49.8	81
2	49.2	81
3	49.4	80
4	51	80
5	52	80
6	55	80
7	58.9	80
8	64.5	80
9	69.8	80
10	74.4	80

## US 9,931,305 B2

57

Examples CJ-DB

The following examples describe film compositions of the present invention, which contain water-soluble polymers including polyethylene oxide (PEO) alone or in combination with hydroxypropyl cellulose (HPC) or hydroxypropylmethyl cellulose (HPMC). Thin film compositions were prepared using the polymer amounts listed in Table 19.

TABLE 19

Composition	PEO (g)	HPC (g)	HPMC (g)
CJ		32	8
CK		24	16
CL		16	24
CM		8	32
CN			40
CO	8		32
CP	16		24
CQ	24		16
CR	32		8
CS	40		

58

TABLE 19-continued

Composition	PEO (g)	HPC (g)	HPMC (g)
CT	4		36
CV	6		34
CW	32	8	
CX	24	16	
CY	16	24	
CZ	8	32	
DA		40	
DB	4	36	
	6	34	

The above polymer components were combined with equal amounts of precipitated calcium carbonate (mimics drug loading), simethicone emulsion, and water to form the film compositions. The components were combined by mixing until a uniform mixture was achieved, and then cast into films on release paper using a K-Control Coater with a 350 micron smooth bar. The films then were dried for about 9 minutes at 80° C. in accordance with the present invention. The film compositions were tested for various properties, the results of which are described in Table 20 below.

TABLE 20

Composition	Composition of Polymer in Film	Solution Coating Rating	Solution Leveling Rating	% Moisture in Film	180° Bend Test	Dissolution Test (seconds)	Curl Test
CJ	20% HPMC/80% HPC	well	well	2.9	Failed at crease	12, 15	Curl
CK	40% HPMC/60% HPC	well	well	1.70	Failed at crease	21, 22	Curl
CL	60% HPMC/40% HPC	well	well	2.40	Failed at crease	24, 27	Curl
CM	80% HPMC/20% HPC	well	well	2.76	Failed at crease	31, 31	Curl
CN	100% HPMC	reasonably well	well	2.66	Failed at crease	35, 38	Curl
CO	10% PEO/90% HPMC	some streaking	well	2.27	Failed at crease	31, 32	Curl
CP	15% PEO/85% HPMC	well	well	3.31	Failed	24, 27	Curl
CQ	20% PEO/80% HPMC	well	well	2.06	Passed	22, 31	Slight curl
CR	40% PEO/60% HPMC	well	well	2.01	Passed	13, 12	Slight curl
CS	60% PEO/40% HPMC	well	well	1.40	Passed	5, 6	Very slight curl
CT	80% PEO/20% HPMC	well	well	1.35	Passed	5, 6	Very slight curl
CU	100% PEO	well	well	0.98	Passed	5, 5	No curl
CV	20% HPC/80% PEO	well	well	1.01	Passed	5, 5	No curl
CW	40% HPC/60% PEO	well	well	2.00	Passed	6, 6	No curl
CX	60% HPC/40% PEO	well	well	0.97	Passed	7, 7	Slight curl
CY	80% HPC/20% PEO	well	well	1.41	Passed	12, 12	Very slight curl
CZ	85% HPC/15% PEO	well	well	1.86	Failed at crease	13, 14	Curl
DA	90% HPC/10% PEO	well	well	1.62	Failed at crease	14, 13	Curl
DB	100% HPC	well	well	2.01	Failed at crease	16, 17	Curl

US 9,931,305 B2

59

The solution coating rating and solution leveling rating were both based upon panel observations made during casting of the film compositions.

For the 180° bend test, the dried films were placed in a moisture analyzer (HR73 Moisture Analyzer from Mettler Toledo) to obtain percent moisture and to remove any solvent (e.g. water) remaining in the films after drying at 80° C. in accordance with the present invention. The films then were creased to about 180° and observed for break. Films that broke during creasing were considered a failure. If the film did not break during creasing, a 200 g weight was dropped onto the creased film from a height of about 8.5 mm. Films that broke were considered a failure, and those that did not break were considered a pass. It should be noted, however, that this flexibility test is an extreme test. Films that failed this test are still considered operable within the scope of the present invention. More specifically, there may be certain applications that do not require such extreme flexibility properties.

The films also were tested for dissolution rate. An approximately 20 mm by 100 mm piece of film, having a 2.85 g weight attached, was lowered into a 32.5° C. water bath to a depth of about 50 mm. The time required for the film to dissolve and separate into two pieces was determined (in seconds).

For the curl test, samples of film (about 35 mm by 35 mm) were placed on a glass plate in a laboratory window ledge. The film samples were allowed to stand in the window ledge at room conditions for two to three days and then were observed for curling.

In accordance with the present invention, desirable film compositions are flexible, fast dissolving, and not likely to substantially curl. As indicated by the results in Table 20, Compositions CQ-CY performed best, exhibiting good flexibility, dissolution, and curling properties. In particular, Compositions CQ-CY passed the 180° bend test and dissolved at moderate to fast rates. These compositions also exhibited no or only slight curl. Accordingly, it may be desirable to employ polymer components as in Compositions CQ-CY, particularly about 20% to 100% PEO in the polymer component optionally combined with about 0% to 80% HPC or HPMC.

## Examples DC-DG

The following examples of the present invention describe films that include PEO or PEO-polymeric blends and an active component. Thin film compositions with these components were prepared using the amounts described in Table 21.

TABLE 21

Component	Weight (g unless otherwise indicated)				
	DC	DD	DE	DF	DG
PEO <sup>1</sup>	8.75	7	1.75	7	1.75
Sucralose	0.7	0.7	0.7	0.7	0.7
Precipitated calcium carbonate	3.65	3.65	3.65	3.65	3.65
Orange concentrate flavor	1.05	1.05	1.05	1.05	1.05
Vanilla	0.5	0.5	0.5	0.5	0.5
HPMC		1.75	7.0		
HPC				1.75	7.0
Simethicone <sup>2</sup>	0.35	0.35	0.35	0.35	0.35
Water	32.5	32.5	32.5	32.5	32.5
Loratadine <sup>3</sup>	2.5	2.5	2.5	2.5	2.5

60

TABLE 21-continued

Component	Weight (g unless otherwise indicated)				
	DC	DD	DE	DF	DG
Yellow food coloring	3 drops	3 drops	3 drops	3 drops	3 drops
Red food coloring	2 drops	2 drops	2 drops	2 drops	2 drops

<sup>1</sup>Available from the Dow Chemical Company<sup>2</sup>Available from Sentry<sup>3</sup>Available from Schering Corporation as Claritin

The above components for each of Compositions DC through DG were combined by mixing until a uniform mixture was achieved, and then cast into films on release paper using a K-Control Coater with a 350 micron smooth bar. The films were dried for about 9 minutes at 80° C. in accordance with the method of the present invention to varying moisture levels.

After drying, the films were tested for various properties, including the 180° bend test, dissolution test, and curl test, as described above in Examples CJ-DB. The films also were tested for resistance to tearing. Tear resistance was measured by a panel test in which members tried to tear the film apart by pulling on opposing ends of the film. Films that tore cleanly received a low grade. Films that stretched a little and began to break received a moderate grade, and films that stretched and were difficult to tear received a high grade.

Composition DC, which included a 100% PEO film base, was dried in accordance with the method of the present invention to about 1.30 percent moisture. The dried film had good strength, and passed the 180° bend test. The film also exhibited good resistance to tearing (high grade). The film dissolved at a fast rate on the tongue, and had a dissolution testing rate of about 3.5 to 4 seconds. The film exhibited no curling.

Composition DD, which included an 80%/20% PEO/HPMC film base, was dried in accordance with the method of the present invention to about 2.30 percent moisture. The dried film exhibited adequate strength, and passed the 180° bend test. The film also exhibited good resistance to tearing. It dissolved at a moderate to fast rate on the tongue, and had a dissolution testing rate of about 5 seconds. The film exhibited slight curling.

Composition DE, which included a 20%/80% PEO/HPMC film base, was dried in accordance with the method of the present invention to about 3.0 percent moisture. The film had good strength, and passed the 180° bend test. The film exhibited moderate tear resistance, dissolved on the tongue at a slow rate, and had a dissolution testing rate of 16 seconds. The film exhibited some curling.

Composition DF, which included an 80%/20% PEO/HPC film base, was dried in accordance with the method of the present invention to about 2.52 percent moisture. The film exhibited good strength, passed the 180° bend test, and exhibited high tear resistance. The film also dissolved at a fast rate on the tongue, and had a dissolution rating of 4 seconds. The film exhibited very slight curling.

Composition DG, which included a 20%/80% PEO/HPC film base, was dried in accordance with the method of the present invention to about 2.81 percent moisture. The film had adequate strength, passed the 180° bend test, and exhibited moderate tear resistance. The film dissolved on the tongue at a fast rate, and had a 10 second dissolution testing rate. The film exhibited no curling.

As indicated above, each of Compositions DC-DG contained about 20% to 100% PEO in the polymer component, optionally in combination with varying levels of HPC or

US 9,931,305 B2

61

HPMC. The results indicate that varying the polymer component achieved different film properties.

## Examples DH-DZ

The following examples of the present invention describe films that include PEO or PEO-HPC polymer blends. The film compositions include PEO of varying molecular weights. Thin film compositions with these components were prepared using the amounts described in Table 22 (listed by weight percent of the polymer component).

TABLE 22

Composition	100,000 PEO (wt. %)	200,000 PEO (wt. %)	300,000 PEO (wt. %)	900,000 PEO (wt. %)	HPC (wt. %)
DH			20		80
DI			50		50
DJ			80		20
DK		50			50
DL		67.5			32.5
DM		70			30
DN		75			25
DO		100			
DP	50				50
DQ	100				
DR				10	90
DS				20	80
DT		40		10	50
DU	25			15	60
DV	20	80			
DW		80		20	
DX		80	20		
DY		50	50		
DZ		20	80		

The above polymer components were combined with sucralose, precipitated calcium carbonate (mimics drug loading), orange concentrate flavor, Tween 80 (available from ICI Americas), vanilla flavor, simethicone emulsion, water, and yellow and red food coloring to form the film compositions. The components were combined by mixing until a uniform mixture was achieved, and then cast into films on release paper using a K-Control Coater with a 350 micron smooth bar. The solution coating and leveling properties were observed. The films then were dried for about 9 minutes at 80° C. in accordance with the method of the present invention. The film compositions were tested for various properties to determine the effect of varying the PEO molecular weight and level in the polymer component, the results of which are described in Table 23 below.

TABLE 23

Composition	Film thickness (mils)	% Moisture	Roof of Mouth Tendency	180° Bend Test	Dissolution Test (seconds)	Tear Resistance
DH	3.5	2.5	low	passed	8	poor
DI	3.8	2.01	low	passed	7	moderate
DJ	2.6	2.63	high	passed	3	excellent
DK	3.4	2.35	low	passed	4	poor
DL	3.5	1.74	low	passed	4	good to excellent
DM	3.5	1.68	low	passed	4	good to excellent
DN	3.3	2.33	moderate	passed	3	good to excellent
DO	3.1	2.14	high	passed	4	excellent
DP	4.1	1.33	high	passed	3.5	poor
DQ	3.2	2.07	high	passed	4	good

62

TABLE 23-continued

Composition	Film thickness (mils)	% Moisture	Roof of Mouth Tendency	180° Bend Test	Dissolution Test (seconds)	Tear Resistance
DR	3.4	1.90	low	passed	10	poor
DS	3.5	2.04	low	passed	10	poor
DT	3.3	2.25	moderate	passed	5	good
DU	3.6	2.84	low to moderate	passed	6	moderate
DV	2.5	3.45	high	passed	2	excellent
DW	2.5	2.83/1.68	high	passed	3-4	excellent
DX	3.5	2.08	high	passed	5	excellent
DY	2.8	1.67	high	passed	3	excellent
DZ	2.5	1.89/0.93	high	passed	3	excellent

The films were tested for various properties, including the 180° bend test, dissolution test, and tear resistance, as described above. The films also were tested for adhesion, i.e., tendency to go to the roof of the mouth. Adhesion was rated by a panel test in which films that did not stick to the roof of the mouth received a low grade, films that stuck somewhat received a moderate grade, and films that stuck completely received a high grade.

As indicated above, the level and molecular weight of PEO in the polymer component were varied to achieve different film properties. In general, the higher the level of PEO in the polymer component, the greater the adhesiveness and tear resistance exhibited by the film. Film compositions containing about 50% or greater levels of PEO attained higher tear resistance ratings than those with less than 50% PEO. The tear resistance of lower levels of PEO, however, was shown to be improved by combining small amounts of higher molecular weight PEOs with the lower molecular weight PEOs (e.g. Compositions DT and DU).

Compositions containing about 20% to 75% PEO performed best with respect to adhesion prevention (lower tendencies to go to the roof of the mouth). Compositions containing higher levels of PEO performed well when adhesion was desired.

As regards dissolution rate, polymer components containing about 50% or higher levels of PEO performed best, providing faster dissolving film compositions. In those films containing combinations of varying molecular weight PEOs, those with about 60% or higher of the lower molecular weight PEOs (100,000 to 300,000) in the PEO combination dissolved faster.

## Example EA

The following example of the present invention describes films that include PEO and polyvinyl pyrrolidone (PVP) polymeric blends. Thin film compositions with these components were prepared using the amounts described in Table 24. In particular, the polymer component of the films contained about 80% PEO and 20% PVP, or a ratio of 4:1 PEO to PVP.

TABLE 24

Component	Weight (g unless otherwise noted)
PVP	3.75
PEO	15
Sucralose <sup>1</sup>	1.5
Precipitated calcium carbonate	14.57
Orange concentrate flavor	2.25

## US 9,931,305 B2

63

TABLE 24-continued

Component	Weight (g unless otherwise noted)
Tween 80 <sup>2</sup>	0.056
Simethicone <sup>3</sup>	0.38
Water	62.5
Yellow food color	6 drops
Red food color	4 drops

<sup>1</sup>Available from McNeil Nutritionals<sup>2</sup>Available from Fisher<sup>3</sup>Available from Sentry

The above components were combined by mixing until a uniform mixture was achieved, and then cast into films on release paper using a K-Control Coater with a 350 micron smooth bar. The films were dried for about 9 minutes at 80° C. in accordance with the method of the present invention to

64

TABLE 26-continued

COMPONENT	WEIGHT (g unless otherwise noted)
Orange concentrated flavor	27.24
Tween 80	0.68
Simethicone	4.54
Yellow food coloring	27 drops
Red food coloring	18 drops

The films of Examples EB-ED were extruded using a single screw extruder in accordance with the specifications provided in Table 27 below (temperatures are in ° F.).

TABLE 27

Composition	RPM	Temp.	Temp.	Temp.	Temp.	Temp.	Temp.	PSI Pressure		
		Barrel	Barrel	Barrel				Zn. 1	Zn. 2	Zn. 3
EB	73	175	181	185	190	190	194	600	1250	12
EB	153	177	181	199	211	210	217	175	1070	7.8
ED	253	175	181	200	211	210	222	0	761	6.3
ED	109	175	181	200	211	210	207	0	1000	6.0
EC	109	175	181	200	211	210	217	0	875	12.1
EC	149	175	200	226	248	239	258	0	583	7.3

a moisture level of about 2.19%. The films exhibited good strength, dissolved in the mouth at a moderate to fast rate, had high tear resistance, a thickness of about 4 mils, good flavor, low tendency to adhere to the roof of the mouth, and passed the 180° bend test. The film had a dissolution rate of 4 seconds, according to the test described above. In addition, the film easily released from the release paper.

## Example EB-ED

The following examples of the present invention describe extruded films that include PEO-based polymer components. Film compositions were prepared using the amounts described in Table 25 for Example EC and Table 26 for Example ED.

TABLE 25

COMPONENT	WEIGHT (g unless otherwise noted)
HPC	73.78
Polyethylene oxide	153.22
Sucralose	18.16
Precipitated calcium carbonate	176.38
Orange concentrated flavor	27.24
Tween 80	0.68
Simethicone	4.54
Yellow food coloring	27 drops
Red food coloring	18 drops

TABLE 26

COMPONENT	WEIGHT (g unless otherwise noted)
Polyethylene oxide	227
Sucralose	18.16
Precipitated calcium carbonate	176.38

More specifically, for Example EB, two pounds of PEO having a molecular weight of about 200,000 were weighed and placed in a polyethylene plastic bag. This PEO flush was then extruded according to the specifications in Table 27.

For Example EC, a blend of the components listed in Table 25 was prepared. The HPC, PEO, sucralose, and precipitated calcium carbonate were placed in a large electric blender and allowed to mix. A solution of orange concentrate flavor and Tween 80 was added to the blender while mixing, after which a solution of simethicone and the food colors was added to the blender while mixing. The blended composition was extruded in accordance with the specifications in Table 27.

For Example ED, a blend of the components listed in Table 26 was prepared. The PEO, sucralose, and precipitated calcium carbonate were placed in a large electric blender and allowed to mix. A solution of orange concentrate flavor and Tween 80 was added to the blender while mixing, after which a solution of simethicone and the food colors was added to the blender while mixing. The blended composition was extruded in accordance with the specifications in Table 27.

The extruded films did not exhibit stickiness to each other during processing. As such, the resulting film could be rolled or wound onto itself without the need for a backing material.

## Examples EE-EH

The following examples of the present invention describe films that include a densifying agent. A thin film composition including PEO-polymeric blends and a densifying agent (simethicone) were prepared using the amounts described in Table 28.

## US 9,931,305 B2

65

TABLE 28

Component	Weight (g unless otherwise indicated)			
	EE	EF	EG	EH
Hydroxypropylcellulose	3.05	3.05	3.05	3.05
Polyethylene oxide	6.33	6.33	6.33	6.33
Sucralose	0.75	0.75	0.75	0.75
Precipitated calcium carbonate	7.47	7.47	7.09	7.09
Orange concentrate flavor	1.12	1.12	1.12	1.12
Tween 80	0.028	0.028	0.028	0.028
Simethicone	0	0	0.38	0.38
Water	31.25	31.25	31.25	31.25
Yellow food coloring	3 drops	3 drops	3 drops	3 drops
Red food coloring	2 drops	2 drops	2 drops	2 drops

The densities of these thin film compositions were measured, the results of which are shown in Table 29.

TABLE 29

Composition	Average Weight of Film/Density
EE	146.5 mg/1.123
EF	126.5 mg/0.969
EG	137 mg/1.057
EH	146 mg/1.119

Vacuum conditions were added to two of the film compositions (EE and EH). Composition EE contained 0% simethicone and vacuum was applied. Composition EF contained 0% simethicone and no vacuum applied. As shown in Table 29 above, the density increased with the addition of vacuum conditions from 0.969 (EF) to 1.123 (EE). Composition EG contained 2% simethicone and no vacuum applied. Composition EH contained 2% simethicone and vacuum was applied. Again, density increased from 1.057 (EG) to 1.119 (EH). Overall, the density of the films increased from 0.969 (EF: no simethicone and no vacuum) to 1.057 (EG: simethicone but no vacuum) to 1.119 (EH: simethicone and vacuum).

66

Examples EI-EW

The following examples of the present invention describe films that include PEO or PEO-polymeric blends. In particular, PEO was combined with polyvinylpyrrolidone (PVP), starch (pregelatinized modified corn starch), sodium carboxymethyl cellulose (CMC), hydroxypropylcellulose (HPC), hydroxypropylmethyl cellulose (HPMC) or polyvinyl alcohol (PVA) to form the polymer components of the films. Thin film compositions with these components were prepared in accordance with the method of the present invention using the amounts described in FIG. 38.

In addition to the polymer components listed in FIG. 38, each of these film compositions included: about 4% sucralose, about 38.85% calcium carbonate, about 6% orange flavor, about 0.15% Tween 80, about 1% simethicone, and food coloring. The PEO included in the polymer component of these examples had a molecular weight of about 200,000.

FIG. 38 also displays certain properties of these films, including: percent solids of solution; viscosity; percent moisture; film thickness; film strength; tear resistance of the film; tendency of the film to go to the roof of the mouth; the 180° bend test; whether molding, or aggregations, are present in the film; dissolution times of the film; rating of dissolution in the mouth; and time in drying oven. Each of these film property tests is described in detail above. The results of these various tests are indicated in FIG. 38.

Examples EX-FK

The following examples of the present invention describe films that include PEO or PEO-polymeric blends (with HPC) and different active components. Thin film compositions with these components were prepared in accordance with the method of the present invention using the amounts described in Tables 30 and 31.

TABLE 30

Component	Weight (in g, unless otherwise indicated)						
	EX	EY	EZ	FA	FB	FC	FD
HPC	5.68	5.64	6	6.73	6.22	6.22	
PEO	1.89	1.88	2	2.25	1.78	1.78	9.04
Sucralose	0.84	0.84	0.44	0.66	0.84	0.84	0.44
Magna Sweet	0.08	0.08	0.09	0.10	0.09	0.09	
Avicel CL 611 <sup>1</sup>	0.18	0.18	0.18	0.20	0.18	0.18	
Precipitated calcium carbonate	0.67		2.2		0.71	3.07	
Dextromethorphan	5.83	6.94					
Caffeine			3.28				
Tadalafil <sup>2</sup>				4.92			
Sildenafil <sup>3</sup>					4.38		
Loperamide <sup>4</sup>							2.8
Prosweet	0.18	0.18		0.20	0.61	0.18	
Taste Masking Flavor			0.87		1.31	0.89	
Peppermint			0.87				
Peppermint Bittermask flavor			1.07				
Vanilla flavor				0.56			
Watermelon artificial flavor	1.23	1.23			1.22		
Orange flavor				1.18			
Hawaiian punch flavor						1.22	
Strawberry & cream flavor							1.11
WS-23 <sup>5</sup>	0.075	0.075	0.075	0.084	0.075	0.075	
WS-3 <sup>6</sup>							0.025
Simethicone	0.08	0.08	0.18	0.39	0.09	0.18	46.43
Propylene glycol	0.76	0.38	0.25	0.22			
Water	32.5	32.5	32.5	32.5	32.5	32.5	
Green color	5 drop	5 drop			5 drop		

## US 9,931,305 B2

67

68

TABLE 30-continued

Component	Weight (in g, unless otherwise indicated)						
	EX	EY	EZ	FA	FB	FC	FD
Red color				2 drop		5 drop	7 drop
Blue color			3 drop				
Yellow color				3 drop			

<sup>1</sup>Mixture of microcrystalline cellulose and sodium carboxymethylcellulose, available from FMC Biopolymer<sup>2</sup>Available from Lilly ICOS, LLC, as Cialis ®<sup>3</sup>Available from Pfizer, Inc. as Viagra ®<sup>4</sup>Available as Imodium<sup>5</sup>N-2,3-trimethyl-2-isopropyl butanamide<sup>6</sup>N-Ethyl-p-menthane-3-carboxamide

TABLE 31

Component	Weight (in g, unless otherwise indicated)						
	FE	FF	FG	FH	FI	FJ	FK
HPC	1.28	3.05	4.5	3.29	2.6	2.92	3.29
PEO	2.66	6.33	3	6.83	5.4	6.08	6.83
Sucralose	0.31	0.9	0.6		0.64		
Magna Sweet		0.09					
Avicel CL 611 <sup>1</sup>		0.56	0.45				
Precipitated calcium carbonate	1.07	2.02	0.99	6.05	0.90	2.67	1.39
Meloxicam <sup>2</sup>	1.97						
Risperidone <sup>3</sup>		0.62					
Zyrtec ® <sup>4</sup>			3.75				
Five Grass Powder <sup>5</sup>				2.207			
Tea Tree Oil <sup>6</sup>					4		
Antibacterial concentrate <sup>7</sup>						6.12	
Mite extract <sup>8</sup>							6.87
Prosweet		0.66					
Taste Masking Flavor		1.41					
Peppermint Bittermask flavor		2.81			2.24		
Orange flavor	0.47						
Strawberry & cream flavor			1.5				
WS-3 <sup>9</sup>	0.020	0.081	0.038		0.04		
Tween 80	0.012	0.028	0.022		0.024	0.027	
Simethicone	0.08	0.19	0.15	0.37	0.16	0.18	0.37
Water	14.63	31.25	25	31.25	24	22	31.25
Red color	2 drop		5 drop				
Blue color		3 drop			3 drop		
Yellow color	3 drop						

<sup>1</sup>Mixture of microcrystalline cellulose and sodium carboxymethylcellulose, available from FMC Biopolymer<sup>2</sup>Available as Mobic ®<sup>3</sup>Available as Risperdal ®<sup>4</sup>Available from Pfizer, Inc.<sup>5</sup>Allergy treatment<sup>6</sup>Antibiotic<sup>7</sup>MegaBac™, available from Nicrosol Technologies<sup>8</sup>Allergy treatment<sup>9</sup>N-Ethyl-p-menthane-3-carboxamide

The above components were combined by mixing until a uniform mixture was achieved, and then cast into films on release paper using a K-Control Coater with a 250 or 350 micron smooth bar. The films were dried for about 9 to 10 minutes at 80° C. in accordance with the method of the present invention resulting in dried films having adequate to good strength.

While there have been described what are presently believed to be the preferred embodiments of the invention, those skilled in the art will realize that changes and modifications may be made thereto without departing from the spirit of the invention, and it is intended to include all such changes and modifications as fall within the true scope of the invention.

The invention claimed is:

1. A drug delivery composition for making individual unit doses in a self-supporting film-dosage form, which indi-

vidual unit doses cut from a self-supporting continuously cast film contain a desired amount of at least one active, said composition comprising:

(i) said self-supporting continuously cast film having said active substantially uniformly stationed therein, said self-supporting continuously cast film formed from a flowable water-soluble or water swellable film-forming matrix comprising a polymer selected from the group consisting of cellulose, a cellulose derivative, polyethylene oxide (PEO), pullulan, hydroxypropylmethyl cellulose (HPMC), hydroxyethyl cellulose (HEC), hydroxypropyl cellulose, polyvinyl pyrrolidone, carboxymethyl cellulose, polyvinyl alcohol, polysaccharides, sodium alginate, xanthan gum, tragacanth gum, guar gum, acacia gum, arabic gum, polyacrylic acid, methylmethacrylate copolymer, carboxyvinyl copolymers, starch, gelatin, and combinations thereof;



US 9,931,305 B2

69

wherein said matrix has a viscosity sufficient to aid in substantially maintaining non-self-aggregating uniformity of said active substantially locked-in the matrix; and

(ii) a taste-masking agent selected from the group consisting of flavors, sweeteners, flavor enhancers, and combinations thereof to provide taste-masking of said active;

wherein said active has a particle size of 200 microns or less; and

wherein the uniformity of the self-supporting continuously cast film is measured by substantially equally sized individual unit doses cut from a self-supporting continuously cast film which do not vary by more than 10% of said desired amount of said at least one active.

2. The drug delivery composition of claim 1, wherein the polymer is selected from the group consisting of cellulose, a cellulose derivative, polyethylene oxide (PEO), pullulan, hydroxypropylmethyl cellulose (HPMC), hydroxyethyl cellulose (HEC), hydroxypropyl cellulose, polyvinyl pyrrolidone, carboxymethyl cellulose, polyvinyl alcohol and combinations thereof.

3. The drug delivery composition of claim 1, where the PEO comprises molecular weights in the range of 100,000 to 900,000.

4. The drug delivery composition of claim 1, where the PEO comprises molecular weights selected from the range of 100,000 to 300,000, 600,000 to 900,000 and combinations thereof.

5. The drug delivery composition of claim 1, wherein the polymer is selected from the group consisting of cellulose or a cellulose derivative, polyvinyl pyrrolidone, pullulan, polyvinyl alcohol and combinations thereof.

6. The drug delivery composition of claim 1, wherein said uniformity is measured by substantially equally sized individual unit doses which do not vary by more than 5% of said desired amount of said at least one active.

7. The drug delivery composition of claim 1, wherein the taste-masking agent is present in the amount of about 0.1% to about 30% by weight of the drug delivery composition.

8. The drug delivery composition of claim 1, wherein said active is selected from the group consisting of anxiolytics, central nervous system stimulants, ace-inhibitors, antianginal drugs, anti-arrhythmias, anti-asthmatics, anti-cholesterolemics, anesthetics, anti-convulsants, anti-depressants, anti-diabetic agents, anti-diarrhea preparations, antidotes, anti-histamines, anti-hypertensive drugs, anti-inflammatory agents, anti-lipid agents, anti-manics, anti-nauseants, anti-stroke agents, anti-tumor drugs, anti-viral agents, acne drugs, alkaloids, amino acid preparations, anti-tussives, anti-uricemic drugs, anti-viral drugs, anabolic preparations, systemic and non-systemic anti-infective agents, anti-neoplastics, anti-parkinsonian agents, anti-rheumatic agents, appetite stimulants, biological response modifiers, blood modifiers, bone metabolism regulators, cardiovascular agents, cholinesterase inhibitors, contraceptives, decongestants, dietary supplements, dopamine receptor agonists, endometriosis management agents, enzymes, erectile dysfunction therapies, fertility agents, gastrointestinal agents, homeopathic remedies, hormones, hypercalcemia and hypocalcemia management agents, immunomodulators, immunosuppressives, migraine preparations, motion sickness treatments, muscle relaxants, obesity management agents, osteoporosis preparations, oxytocics, parasymphatholytics, parasymphathomimetics, prostaglandins, psychotherapeutic agents, respiratory agents, sedatives, smoking cessation aids, sympatholytics, tremor preparations, urinary tract

70

agents, vasodilators, laxatives, antacids, ion exchange resins, anti-pyretics, appetite suppressants, expectorants, anti-anxiety agents, anti-ulcer agents, coronary dilators, cerebral dilators, peripheral vasodilators, psycho-tropics, stimulants, vasoconstrictors, antibiotics, tranquilizers, anti-psychotics, anti-coagulants, anti-thrombotic drugs, hypnotics, anti-emetics, neuromuscular drugs, hyper- and hypo-glycemic agents, thyroid and anti-thyroid preparations, diuretics, anti-spasmodics, terine relaxants, anti-obesity drugs, erythropoietic drugs, cough suppressants, mucolytics, DNA and genetic modifying drugs, and combinations thereof.

9. The drug delivery composition of claim 1, wherein said active is a drug selected from the group consisting of an opiate, opiate derivative, an analgesic, biological response modifiers, urinary tract agents, tadalafil, anti-convulsants, apomorphine, migraine treatments, hormones, alprazolam and combinations thereof.

10. The drug delivery composition of claim 1, wherein each individual unit dose comprises multiple layers.

11. The drug delivery composition of claim 10, wherein at least one of said multiple layers does not include an active.

12. An oral film for mucosal delivery of a desired amount of at least one pharmaceutical and/or bioactive active in substantially equal sized individual unit doses cut from said film, said film comprising:

(a) a first film layer comprising:

an ingestible, polymer matrix formed from at least one water soluble or water-swellaable film-forming polymer; and

(b) one or more additional film layer(s) comprising:

an ingestible, polymer matrix formed from at least one water-soluble or water-swellaable polymer; and

wherein at least one of said first film layer and said additional film layer(s) include at least one pharmaceutical and/or bioactive active comprised of particles having a size of 200 microns or less and the matrix of said first film layer or said additional film layer(s) that includes said at least one pharmaceutical and/or bioactive active has a viscosity sufficient to aid in substantially maintaining non-self-aggregating uniformity of said at least one pharmaceutical and/or bioactive active substantially locked-in the matrix, said pharmaceutical and/or bioactive active being substantially uniformly distributed and substantially locked-in said flowable water-soluble or water swellaable polymer matrix of said first layer or said additional layer(s);

wherein at least one of said first film layer or said additional film layer(s) further comprise a component selected from the group consisting of a taste masking agent, a controlled release agent and combinations thereof;

wherein at least one of said first film layer or said additional film layer(s) was continuously cast; and

wherein said film is self-supporting and said pharmaceutical and/or bioactive active is substantially uniformly distributed within at least one of said first film layer or said one or more additional film layers, whereby said substantially uniform distribution is such that substantially equal sized individual unit doses cut from said film do not vary by more than 10% from said desired amount of said at least one pharmaceutical and/or bioactive active.

13. The film of claim 12, wherein said active is selected from the group consisting of anxiolytics, central nervous system stimulants, ace-inhibitors, antianginal drugs, anti-arrhythmias, anti-asthmatics, anti-cholesterolemics, anesthetics, anti-convulsants, anti-depressants, anti-diabetic

agents, anti-diarrhea preparations, antidotes, anti-histamines, anti-hypertensive drugs, anti-inflammatory agents, anti-lipid agents, anti-manics, anti-nauseants, anti-stroke agents, anti-tumor drugs, anti-viral agents, acne drugs, alkaloids, amino acid preparations, anti-tussives, anti-uricemic drugs, anti-viral drugs, anabolic preparations, systemic and non-systemic anti-infective agents, anti-neoplastics, anti-parkinsonian agents, anti-rheumatic agents, appetite stimulants, biological response modifiers, blood modifiers, bone metabolism regulators, cardiovascular agents, cholinesterase inhibitors, contraceptives, decongestants, dietary supplements, dopamine receptor agonists, endometriosis management agents, enzymes, erectile dysfunction therapies, fertility agents, gastrointestinal agents, homeopathic remedies, hormones, hypercalcemia and hypocalcemia management agents, immunomodulators, immunosuppressives, migraine preparations, motion sickness treatments, muscle relaxants, obesity management agents, osteoporosis preparations, oxytocics, parasympatholytics, parasympathomimetics, prostaglandins, psychotherapeutic agents, respiratory agents, sedatives, smoking cessation aids, sympatholytics, tremor preparations, urinary tract agents, vasodilators, laxatives, antacids, ion exchange resins, antipyretics, appetite suppressants, expectorants, anti-anxiety agents, anti-ulcer agents, coronary dilators, cerebral dilators, peripheral vasodilators, psycho-tropics, stimulants, anti-hypertensive drugs, vasoconstrictors, antibiotics, tranquilizers, anti-psychotics, anti-coagulants, anti-thrombotic drugs, hypnotics, anti-emetics, neuromuscular drugs, hyper- and hypoglycemic agents, thyroid and anti-thyroid preparations, diuretics, anti-spasmodics, terine relaxants, anti-obesity drugs, erythropoietic drugs, cough suppressants, mucolytics, DNA and genetic modifying drugs, and combinations thereof.

14. The film of claim 12, where said active is selected from the group consisting opiates, opiate derivatives, analgesics, biological response modifiers, urinary tract agents, tadalafil, anti-convulsants, apomorphine, migraine treatments, hormones, alprazolam and combinations thereof.

15. The film of claim 12, wherein the water soluble or water-swellaable polymer in the polymer matrix of at least one of said first film layer and said additional film layer(s) is selected from the group consisting of cellulose, a cellulose derivative, polyethylene oxide (PEO), pullulan, hydroxypropylmethyl cellulose (HPMC), hydroxyethyl cellulose (HEC), hydroxypropyl cellulose, polyvinyl pyrrolidone, carboxymethyl cellulose, polyvinyl alcohol, saccharides, sodium alginate, xanthan gum, tragacanth gum, guar gum, acacia gum, arabic gum, polyacrylic acid, methylmethacrylate copolymer, carboxyvinyl copolymers, starch, gelatin, and combinations thereof.

16. The film of claim 15, wherein the polyethylene oxide (PEO) comprises molecular weights selected from the range of 100,000 to 900,000.

17. The film of claim 12, wherein said active is coated with or intimately associated with a taste-masking agent and/or a controlled release agent.

18. The film of claim 17, wherein the taste-masking agent and/or controlled release agent is selected from the group consisting of a flavor, sweetener, flavor enhancer, anesthetic, ion exchange resin and combinations thereof.

19. The film of claim 12, wherein the first layer is configured relative to the second layer such that the layer containing said active is available for direct contact with a mucosal surface when administered to a patient.

20. An oral film for mucosal delivery of a desired amount of an active selected from the group consisting of opiates,

opiate derivatives, analgesics, biological response modifiers, urinary tract agents, tadalafil, apomorphine, migraine treatments, hormones, alprazolam and combinations thereof, in substantially equal sized individual unit doses cut from said film, said film comprising:

(a) a first film layer comprising:

(i) an ingestible, polymer matrix formed from at least one water soluble or water-swellaable film-forming polymer; and

(b) one or more additional film layer(s) comprising:

(i) an ingestible, polymer matrix formed from at least one water soluble or water-swellaable film-forming polymer; and

wherein at least one of said first film layer or said additional film layer(s) include at least one active selected from the group consisting of opiates, opiate derivatives, analgesics, biological response modifiers, urinary tract agents, tadalafil, apomorphine, migraine treatments, hormones, alprazolam and combinations thereof and the matrix of said first film layer or said additional film layer(s) that includes said at least one active has a viscosity sufficient to aid in substantially maintaining non-self-aggregating uniformity of said at least one active substantially locked-in the matrix, said active comprised of particles having a size of 200 microns or less and being substantially uniformly distributed and substantially locked-in said flowable water-soluble or water swellaable polymer of said first layer and/or said additional layer(s);

wherein at least one of said first film layer or said additional film layer(s) further comprises a component selected from the group consisting of flavors, sweeteners, flavor enhancers, anesthetics, and combinations thereof;

wherein at least one of said first film layer and said additional film layer(s) was continuously cast; and

wherein said at least one active is substantially uniformly distributed within at least one of said first film layer or said additional film layer(s), whereby said substantially uniform distribution is such that substantially equal sized individual unit doses are cut from said film do not vary by more than 10% from said desired amount of said at least one active; and

wherein said individual unit doses are self-supporting.

21. The film of claim 20, wherein the polymer matrix of at least one of said first film layer and said additional film layer(s) is selected from the group consisting of cellulose, a cellulose derivative, polyethylene oxide (PEO), pullulan, hydroxypropylmethyl cellulose (HPMC), hydroxyethyl cellulose (HEC), hydroxypropyl cellulose, polyvinyl pyrrolidone, carboxymethyl cellulose, polyvinyl alcohol, polysaccharides, sodium alginate, xanthan gum, tragacanth gum, guar gum, acacia gum, arabic gum, polyacrylic acid, methylmethacrylate copolymer, carboxyvinyl copolymers, starch, gelatin, and combinations thereof.

22. The film of claim 20, wherein the first layer is configured relative to the second layer such that the layer containing said active is available for direct contact of a mucosal surface when administered to a patient.

23. The film of claim 22 where the polymer matrix of at least one of said first film layer and said additional film layer(s) is selected from the group consisting of cellulose, a cellulose derivative, polyethylene oxide (PEO), pullulan, hydroxypropylmethyl cellulose (HPMC), hydroxyethyl cellulose (HEC), hydroxypropyl cellulose, polyvinyl pyrrolidone, carboxymethyl cellulose, polyvinyl alcohol.

US 9,931,305 B2

73

24. The film of claim 22, including an ion exchange resin.  
25. The film of claim 22, wherein at least 2 layers includes an active.

26. A drug delivery composition comprising:

(i) a continuously cast film produced on a manufacturing line comprising a flowable water-soluble or water swellable film-forming matrix comprising one or more substantially water soluble or water swellable polymers; and at least one active;

wherein said matrix has a viscosity sufficient to aid in substantially maintaining non-self-aggregating uniformity of the active in the matrix;

(ii) a particulate active substantially uniformly stationed in the matrix; and

(iii) a taste-masking agent selected from the group consisting of flavors, sweeteners, flavor enhancers, and combinations thereof to provide taste-masking of the active;

wherein the particulate active has a particle size of 200 microns or less and said flowable water-soluble or water swellable film-forming matrix is capable of being continuously cast on the manufacturing line without loss of substantial uniformity in the stationing of said particulate active therein; and

wherein said uniformity of the-continuously cast film is measured by substantially equally sized individual unit doses cut from the continuously cast film which do not vary by more than 10% of a desired amount of said at least one active.

27. The drug delivery composition of claim 26, wherein the particulate active has a particle size of 100 microns or less.

74

28. The drug delivery composition of claim 26, wherein said uniformity of active subsequent to continuously casting and drying of the matrix is measured by substantially equally sized individual unit doses cut from the cast and dried film which do not vary by more than 5%.

29. The drug delivery composition of claim 26, wherein said taste-masking agent is present in the amount of about 0.01-10% by weight of the drug delivery composition.

30. The drug delivery composition of claim 26, wherein said active is an opiate or opiate derivative.

31. The drug delivery composition of claim 1, wherein the unit doses comprise a solvent selected from the group consisting of water, ethanol, isopropanol, acetone, methylene chloride, and combinations thereof in an amount of less than about 10% by weight solvent.

32. The oral film of claim 12, wherein the unit doses comprise a solvent selected from the group consisting of water, ethanol, isopropanol, acetone, methylene chloride, and combinations thereof in an amount of less than about 10% by weight solvent.

33. The oral film of claim 20, wherein the unit doses comprise a solvent selected from the group consisting of water, ethanol, isopropanol, acetone, methylene chloride, and combinations thereof in an amount of less than about 10% by weight solvent.

34. The drug delivery composition of claim 26, wherein the unit doses comprise a solvent selected from the group consisting of water, ethanol, isopropanol, acetone, methylene chloride, and combinations thereof in an amount of less than about 10% by weight solvent.

\* \* \* \* \*