

**IN THE UNITED STATES DISTRICT COURT
FOR THE DISTRICT OF DELAWARE**

CELLULAR TRANSITIONS, LLC)	
)	
Plaintiff,)	
)	
v.)	Civil Action No.
)	
LENOVO HOLDING COMPANY, INC.,)	JURY TRIAL DEMANDED
LENOVO (UNITED STATES), INC., and)	
MOTOROLA MOBILITY, LLC,)	
)	
Defendants.)	
)	

COMPLAINT FOR PATENT INFRINGEMENT

Plaintiff Cellular Transitions, LLC (“CellTran”), by and through the undersigned counsel, hereby brings this action and makes the following allegations of patent infringement relating to U.S. Patent Nos. 8,855,637 (“the ’637 patent”) and 9,888,425 (“the ’425 patent”) against one or more of Lenovo Holding Company, Inc., Lenovo (United States), Inc., (collectively “Lenovo”) and Motorola Mobility LLC (“Motorola”), and alleges as follows upon actual knowledge with respect to itself and its own acts, and upon information and belief as to all other matters:

NATURE OF THE ACTION

1. This is an action for patent infringement. CellTran alleges that Lenovo and Motorola infringe one or more claims of the ’637 patent and the ’425 patent, copies of which are attached as Exhibits A-B, respectively (collectively “the Asserted Patents”).

THE PARTIES

2. Plaintiff CellTran is a Texas limited liability company with its principal place of business in Plano, Texas.

3. Upon information and belief, Defendant Lenovo Holding Company, Inc., is a corporation organized and existing under the laws of the State of Delaware, with a place of business at 1009 Think Place, Morrisville, North Carolina 27560 and can be served through its registered agent, the Corporation Trust Company, Corporation Trust Center, 1209 Orange Street, Wilmington, Delaware 19801.

4. Upon information and belief, Defendant Lenovo (United States), Inc., is a corporation organized and existing under the laws of the State of Delaware, with a place of business at 1009 Think Place, Morrisville, North Carolina 27560 and can be served through its registered agent, the Corporation Trust Company, Corporation Trust Center, 1209 Orange Street, Wilmington, Delaware 19801.

5. Upon information and belief, Defendant Motorola Mobility LLC is a Delaware

limited liability company with a place of business 222 W Merchandise Mart Plaza #1800, Chicago, IL 60654 and can be served through its registered agent, the Corporation Trust Company, Corporation Trust Center, 1209 Orange Street, Wilmington, Delaware 19801.

JURISDICTION AND VENUE

6. This action for patent infringement arises under the Patent Laws of the United States, 35 U.S.C. § 1 et. seq. This Court has original jurisdiction under 28 U.S.C. §§ 1331 and 1338.

7. This Court has both personal jurisdiction over Lenovo and Motorola because they have committed acts within this District giving rise to this action and has established minimum contacts with this forum such that the exercise of jurisdiction over Lenovo and Motorola would not offend traditional notions of fair play and substantial justice. Lenovo and Motorola, directly and through subsidiaries and intermediaries (including distributors, retailers, franchisees and others), have committed and continue to commit acts of infringement in this District by, among other things, making, using, testing, selling, importing, and/or offering for sale products that infringe the Asserted Patents.

8. Venue is proper in this district and division under 28 U.S.C. §§ 1391(b)-(d) and 1400(b) because Lenovo and Motorola have committed acts of infringement in Delaware and Lenovo and Motorola organized under Delaware law.

COUNT I – INFRINGEMENT OF U.S. PATENT NO. 8,855,637

9. The allegations of paragraphs 1-8 of this Complaint are incorporated by reference as though fully set forth herein.

10. CellTran owns by assignment the entire right, title, and interest in the '637 patent.


11. The '637 patent was issued by the United States Patent and Trademark Office on

October 7, 2014, and is titled “Methods and Apparatus for Performing Handoff Based on the Mobility of a Subscriber Station.” A true and correct copy of the ’637 patent is attached as Exhibit A.

12. Upon information and belief, Lenovo and Motorola have infringed at least claim 13 of the ’637 patent by making, using, testing, selling, offering for sale, importing and/or licensing in the United States licensed assisted access (LAA) mobile devices, including phones and laptops, including at least the Moto Z2 Force phone, the Moto Z3 phone, and the Lenovo Miix 630 laptop (collectively the “Accused Infringing Devices”) in an exemplary manner as described below.

13. The Accused Infringing Devices are subscriber stations sometimes referred to as user equipment (“UE”), which support LTE-Advanced connectivity and LAA technology.

moto Z² ~~\$720.00~~ \$400.00
FORCE



operating system
Android™ 7.1.1, Nougat

system architecture/processor
Motorola Mobile Computing System, including Qualcomm® Snapdragon™ 835 processor - 2.35 GHz Octa-Core CPU and Adreno 540 GPU

Natural Language Processor
Contextual Computing Processor

memory (RAM)
4GB

storage (ROM)
64GB with microSD Card support (up to 2 TB)

dimensions
76 x 155.8 x 6.1 mm

https://www.motorola.com/us/products/moto-z-force-edition-gen-2?cid=us:sem:wj3i17&utm_source=Google&utm_medium=PPC&utm_campaign=Brand_MotoZ2Force_Exact&utm_content=Moto_Z2_Force&utm_term=moto_z2_force&ds_rl=1263402&gclid=EA1aIQobChMltvji1PqX3QIVmbXACH3usQIEEAAYASAAEgKnwvD_BwE&dclid=CLzbl dv6l90CFQ_IwAodhagJDQ

PHONES MOTO MODS SOFTWARE SPECIALS COMMUNITY GET HELP


motoZ³
world's first 5G-upgradable smartphone

Only on Verizon.

[Watch the video.](#)
[View tech specs.](#)

As low as \$20/mo. Prequalify now
or \$480.00

Buy now



[View all specifications](#)

performance

Operating system
Android™ 8.1, Oreo™

Processor
Qualcomm® Snapdragon™ 835
processor with a 2.35GHz
octa-core CPU and 850 MHz
Adreno 540 GPU

<https://www.motorola.com/us/products/moto-z-gen-3#specs>

L
MIIX 630
↑
TOP


Features
Ratings & Reviews
Tech Specs
View Current Models

Tech Specs

Processor	Qualcomm® Snapdragon™ 835 Processor
-----------	-------------------------------------

<https://www.lenovo.com/us/en/tablets/windows-tablets/miix-series/Lenovo-Miix-630-12Q35/p/88IPMX60984>

Qualcomm
Products ▾ / Platforms ▾ / Snapdragon 835 Mobile Platform



Snapdragon 835 Mobile Platform

With an advanced 10-nanometer design, the Qualcomm® Snapdragon™ 835 mobile platform can support phenomenal mobile performance. It is 35% smaller and uses 25% less power than previous designs, and is engineered to deliver exceptionally long battery life, lifelike VR and AR experiences, cutting-edge camera capabilities and Gigabit Class download speeds.

Qualcomm Snapdragon processors are a product of Qualcomm Technologies, Inc.

Hardware and Software

[Compare Snapdragon 800 Series Mobile Platforms >](#)

PROCESSOR	MSM8998		
	CELLULAR MODEM	Qualcomm® Snapdragon™ X16 LTE modem	Peak Download Speed: 1 Gbps Peak Upload Speed: 150 Mbps

<https://www.qualcomm.com/products/snapdragon/processors/835>

...

Cellular Modem

Chipset

- Snapdragon X16 LTE Modem

LTE Category

- LTE Category 16 (downlink)
- LTE Category 13 (uplink)

Supported Cellular Technologies

- LTE FDD
- LTE TDD
- LAA
- LTE Broadcast
- WCDMA (DB-DC-HSDPA, DC-HSUPA)
- TD-SCDMA
- CDMA 1x
- EV-DO
- GSM/EDGE

<https://www.qualcomm.com/products/snapdragon/modems/4g-lte/x16>

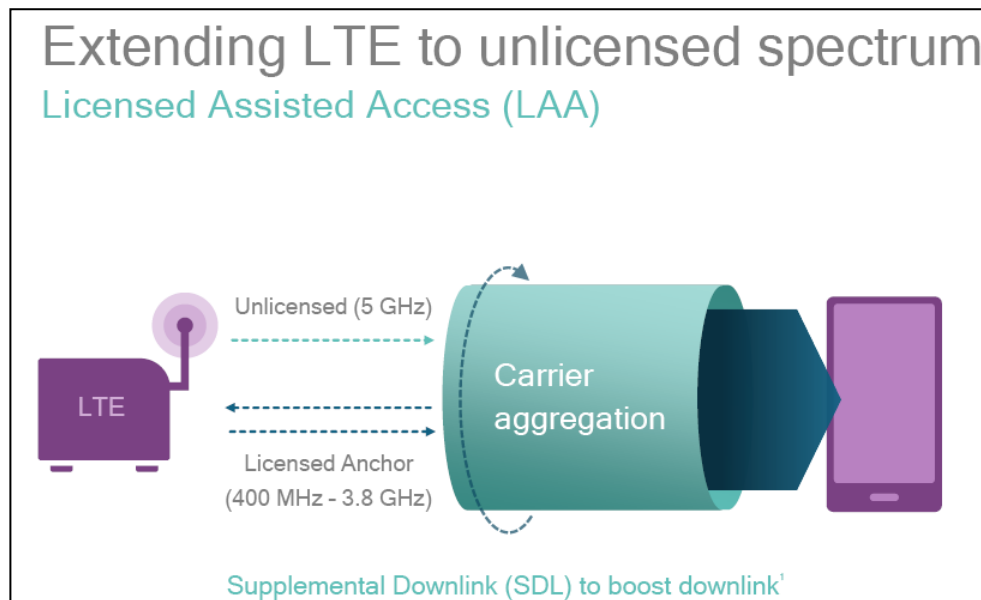
14. The Accused Infringing Devices contain a front end module configured to establish a service with a base station via a non-licensed spectrum. For example, the Accused Infringing Devices contain front end components that convert information into radio signals that can be transmitted and received over the air.

RFFE (RF Front-End):

RF Front End (RFFE) refers to a set of mobile device components that convert information into radio signals that can be transmitted and received over the air. RFFE components work in conjunction with a device's modem and antenna.

<https://www.qualcomm.com/news/onq/2017/02/23/mwc-2017-fundamentals-cheat-sheet>

15. Being LAA-enabled UE, the Accused Infringing Devices are configured to establish a service with a base station (“eNB”) in a non-licensed (alternatively referred to as “unlicensed”) spectrum.



<https://www.qualcomm.com/media/documents/files/laa-webinar-feb-2016.pdf>

16. The Accused Infringing Devices contain a mobility monitoring module. For example, the Accused Infringing Devices include a mobility monitoring module within its cellular baseband processor, such as the Qualcomm Snapdragon x16 LTE modem.

<https://www.qualcomm.com/news/onq/2017/10/13/lg-v30-and-snapdragon-835-unite-premium-photography-security-and-mobile-vr>

17. The mobility monitoring module in the Accused Infringing Devices is configured to determine a first value of a mobility factor indicative of a relative motion of the subscriber

station communicating using non-licensed spectrum. For example, the Accused Infringing Devices will make radio resource management measurements representing one or more values of a mobility factor and report them to LTE LAA-enabled base stations.

5.5 Measurements

5.5.1 Introduction

The UE reports measurement information in accordance with the measurement configuration as provided by E-UTRAN. E-UTRAN provides the measurement configuration applicable for a UE in RRC_CONNECTED by means of dedicated signalling, i.e. using the *RRCConnectionReconfiguration* or *RRCConnectionResume* message.

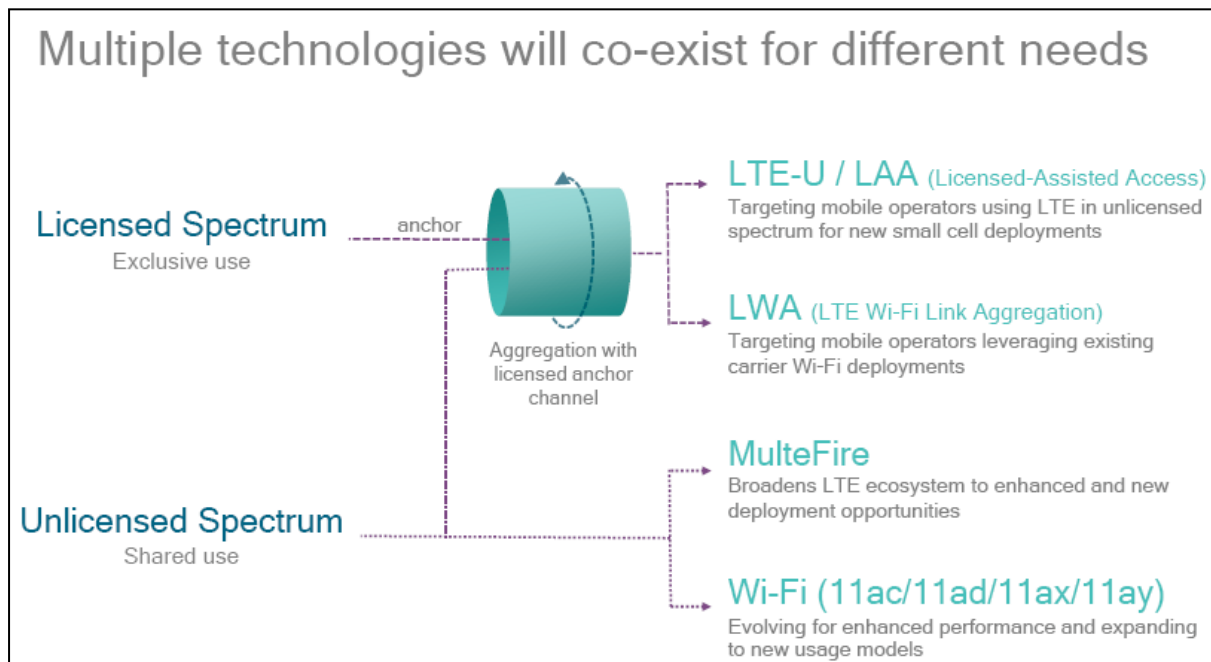
The UE can be requested to perform the following types of measurements:

- Intra-frequency measurements: measurements at the downlink carrier frequency(ies) of the serving cell(s).
- Inter-frequency measurements: measurements at frequencies that differ from any of the downlink carrier frequency(ies) of the serving cell(s).
- Inter-RAT measurements of UTRA frequencies.
- Inter-RAT measurements of GERAN frequencies.
- Inter-RAT measurements of CDMA2000 HRPD or CDMA2000 1xRTT or WLAN frequencies.

ETSI TS 136 331 V13.8.1 (2018-01)

https://www.etsi.org/deliver/etsi_ts/136300_136399/136331/13.08.01_60/ts_136331v130801p.pdf

18. The mobility monitoring module in the Accused Infringing Devices is configured to determine availability of the service via a licensed spectrum. For example, the mobility monitoring module within the Qualcomm Snapdragon processors within the Accused Infringing Devices is also configured to communicate with a base station (“eNB”) in a licensed spectrum to determine availability of the service.



<https://www.qualcomm.com/documents/progress-laa-and-its-relationship-lte-u-and-multefire>

19. The front end module in the Accused Infringing Devices is further configured to initiate transfer of the service to the licensed spectrum associated with the base station if the first value of the mobility factor indicates that the subscriber station has been in a high mobility state for at least a predetermined period of time. For example, an Accused Infringing Device (“UE”) will trigger a measurement event that produces measurement results which, when processed by the base station (“eNB”), indicate that the UE is in a high mobility state, e.g., a UE’s measurement results may indicate fast signal fades or rapidly increasing (or decreasing) received power from a neighbor cell (or serving cell). The reporting of these measurements by the UE’s front end module will initiate a transfer of the service to the licensed spectrum. The UE will not report measurement results unless the UE has experienced conditions for triggering a measurement event for a predetermined period of time (referred to as the TimeToTrigger).

5.5.4.4 Event A3 (Neighbour becomes offset better than PCell/ PSCell)

The UE shall:

- 1> consider the entering condition for this event to be satisfied when condition A3-1, as specified below, is fulfilled;
- 1> consider the leaving condition for this event to be satisfied when condition A3-2, as specified below, is fulfilled;
- 1> if *usePSCell* of the corresponding *reportConfig* is set to *true*:
 - 2> use the PSCell for *Mp*, *Qfp* and *Ocp*;
- 1> else:
 - 2> use the PCell for *Mp*, *Qfp* and *Ocp*;

NOTE The cell(s) that triggers the event is on the frequency indicated in the associated *measObject* which may be different from the frequency used by the PCell/ PSCell.

Mn is the measurement result of the neighbouring cell, not taking into account any offsets.

Mp is the measurement result of the PCell/ PSCell, not taking into account any offsets.

https://www.etsi.org/deliver/etsi_ts/136300_136399/136331/13.08.01_60/ts_136331v130801p.pdf

– TimeToTrigger

The IE *TimeToTrigger* specifies the value range used for time to trigger parameter, which concerns the time during which specific criteria for the event needs to be met in order to trigger a measurement report. Value *ms0* corresponds to 0 ms and behaviour as specified in 7.3.2 applies, *ms40* corresponds to 40 ms, and so on.

TimeToTrigger information element

```
-- ASN1START
TimeToTrigger ::=          ENUMERATED {
                           ms0, ms40, ms64, ms80, ms100, ms128, ms160, ms256,
                           ms320, ms480, ms512, ms640, ms1024, ms1280, ms2560,
                           ms5120}
-- ASN1STOP
```

ETSI TS 136 331 V13.8.1 (2018-01) at 6.3.5 (p. 437)

https://www.etsi.org/deliver/etsi_ts/136300_136399/136331/13.08.01_60/ts_136331v130801p.pdf

5.5.4 Measurement report triggering

5.5.4.1 General

If security has been activated successfully, the UE shall:

- 1> for each *measId* included in the *measIdList* within *VarMeasConfig*:
 - 2> if the *triggerType* is set to *event* and if the entry condition applicable for this event, i.e. the event corresponding with the *eventId* of the corresponding *reportConfig* within *VarMeasConfig*, is fulfilled for one or more applicable cells for all measurements after layer 3 filtering taken during *timeToTrigger* defined for this event within the *VarMeasConfig*, while the *VarMeasReportList* does not include an measurement reporting entry for this *measId* (a first cell triggers the event):

ETSI TS 136 331 V13.8.1 (2018-01)

20. Lenovo and Motorola have thus infringed and continue to infringe at least claim 13 of the '637 patent by making, using, testing, selling, offering for sale, importing and/or

licensing the Accused Infringing Devices.

21. Lenovo's and Motorola's acts of direct infringement have caused, and continue to cause, damage to CellTran, and CellTran is entitled to recover damages sustained as a result of Lenovo's and Motorola's wrongful acts in an amount subject to proof at trial.

COUNT II – INFRINGEMENT OF U.S. PATENT NO. 9,888,425

22. The allegations of paragraphs 1-8 of this Complaint are incorporated by reference as though fully set forth herein.

23. CellTran owns by assignment the entire right, title, and interest in the '425 patent.

24. The '425 patent was issued by the United States Patent and Trademark Office on February 6, 2018, and is titled "Methods and Apparatus for Performing Handoff Based on the Mobility of a Subscriber Station." A true and correct copy of the '425 patent is attached as Exhibit B.

25. Upon information and belief, Lenovo and Motorola have infringed at least claim 7 of the '425 patent by making, using, testing, selling, offering for sale, importing and/or licensing in the United States licensed assisted access (LAA) mobile devices, including phones and laptops, including at least Moto Z2 Force phone, the Moto Z3 phone, and the Lenovo Miix 630 laptop (collectively the "Accused Infringing Devices") in an exemplary manner as described below.

26. The Accused Infringing Devices are subscriber stations sometimes referred to as user equipment ("UE"), which support LTE-Advanced connectivity and LAA technology.

motoZ² ~~\$720.00~~ \$400.00
FORCE



operating system

Android™ 7.1.1, Nougat

system architecture/processor

Motorola Mobile Computing System, including Qualcomm® Snapdragon™ 835 processor - 2.35 GHz Octa-Core CPU and Adreno 540 GPU

Natural Language Processor
Contextual Computing Processor

memory (RAM)

4GB

storage (ROM)

64GB with microSD Card support (up to 2 TB)

dimensions

76 x 155.8 x 6.1 mm

https://www.motorola.com/us/products/moto-z-force-edition-gen-2?cid=us:sem:wj3i17&utm_source=Google&utm_medium=PPC&utm_campaign=Brand_MotoZ2Force_Exact&utm_content=Moto_Z2_Force&utm_term=moto_z2_force&ds_rl=1263402&gclid=EAJaIQobChMItvji1PqX3QIVmbXACH3usQIEEAAYASAAEgKnwvD_BwE&dclid=CLzbl dv6l90CFQ_IwAodhagJDQ

PHONES MOTO MODS SOFTWARE SPECIALS COMMUNITY GET HELP

motoZ³
world's first 5G-upgradable smartphone

Only on Verizon.

[Watch the video.](#)
[View tech specs.](#)

As low as \$20/mo. Prequalify now or \$480.00

Buy now



 [View all specifications](#)

performance

Operating system
Android™ 8.1, Oreo™


Processor
Qualcomm® Snapdragon™ 835
processor with a 2.35GHz
octa-core CPU and 850 MHz
Adreno 540 GPU

<https://www.motorola.com/us/products/moto-z-gen-3#specs>

	MIIX 630		
Features	Ratings & Reviews	Tech Specs	View Current Models
Tech Specs			
Processor	Qualcomm® Snapdragon™ 835 Processor		

<https://www.lenovo.com/us/en/tablets/windows-tablets/miix-series/Lenovo-Miix-630-12Q35/p/88IPMX60984>

Qualcomm | Products ▾ / Platforms ▾ / Snapdragon 835 Mobile Platform



Snapdragon 835 Mobile Platform

With an advanced 10-nanometer design, the Qualcomm® Snapdragon™ 835 mobile platform can support phenomenal mobile performance. It is 35% smaller and uses 25% less power than previous designs, and is engineered to deliver exceptionally long battery life, lifelike VR and AR experiences, cutting-edge camera capabilities and Gigabit Class download speeds.

Qualcomm Snapdragon processors are a product of Qualcomm Technologies, Inc.

Hardware and Software

[Compare Snapdragon 800 Series Mobile Platforms >](#)

PROCESSOR

MSM8998

CELLULAR MODEM

**Qualcomm® Snapdragon™ X16
LTE modem**

Peak Download Speed: 1 Gbps

Peak Upload Speed: 150 Mbps

<https://www.qualcomm.com/products/snapdragon/processors/835>

Cellular Modem

Chipset

- Snapdragon X16 LTE Modem

LTE Category

- LTE Category 16 (downlink)
- LTE Category 13 (uplink)

Supported Cellular Technologies

- LTE FDD
- LTE TDD
- LAA
- LTE Broadcast
- WCDMA (DB-DC-HSDPA, DC-HSUPA)
- TD-SCDMA
- CDMA 1x
- EV-DO
- GSM/EDGE

<https://www.qualcomm.com/products/snapdragon/modems/4g-lte/x16>

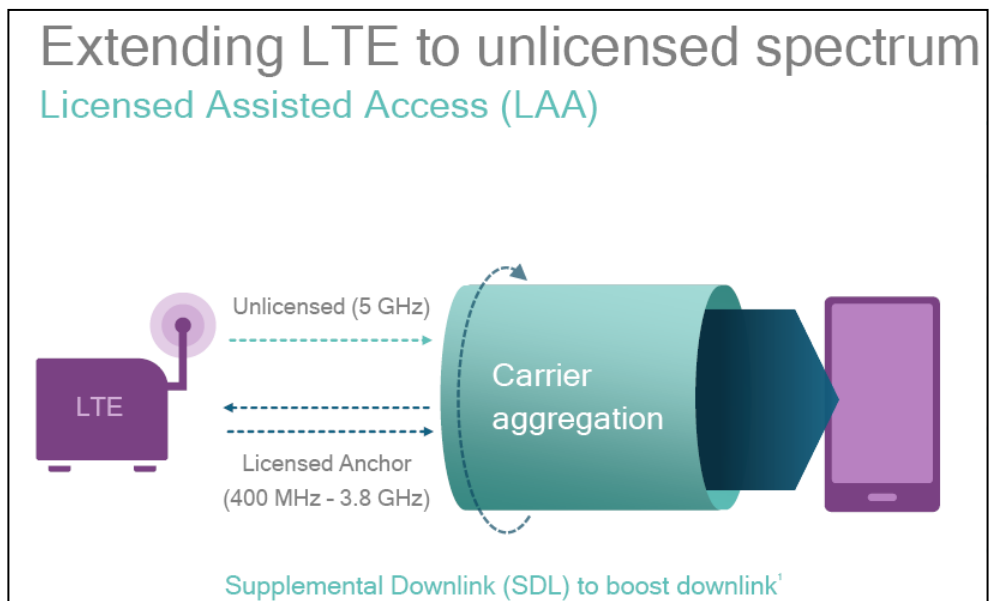
27. The Accused Infringing Devices contain a front end module configured to establish a service with a base station in a licensed spectrum and to transmit a message to the base station to determine availability of the service via a non-licensed (alternatively referred to as “unlicensed”) spectrum. For example, the Accused Infringing Devices contain front end components that convert information into radio signals that can be transmitted and received over the air.

RFFE (RF Front-End):

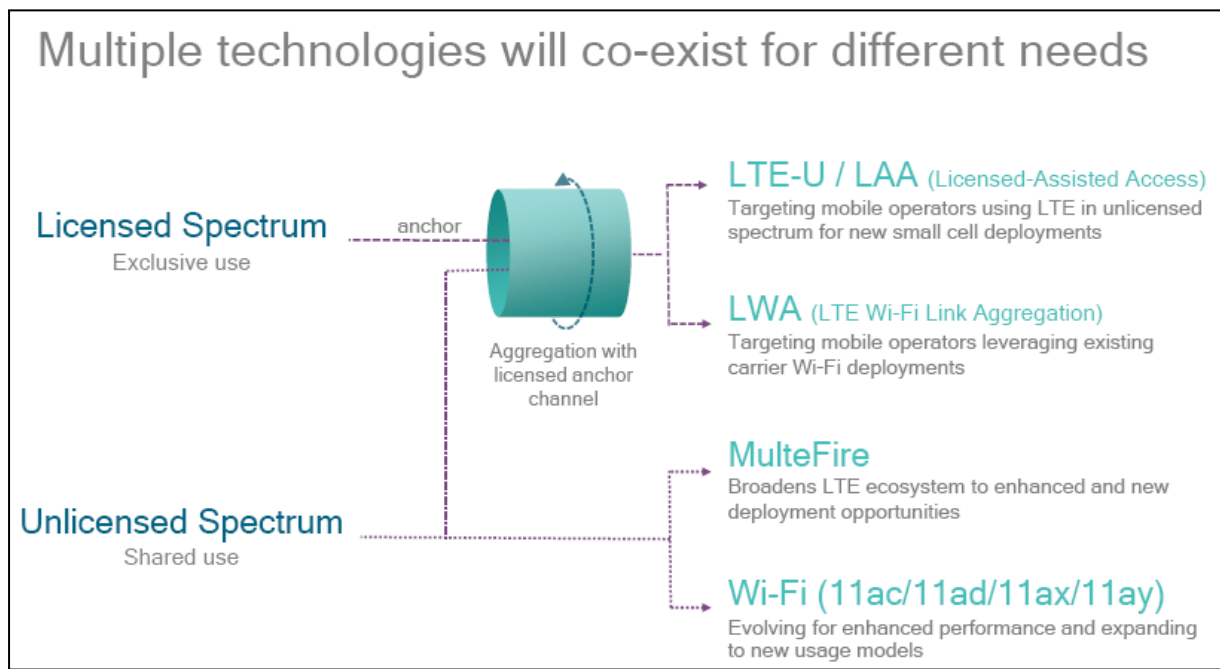
RF Front End (RFFE) refers to a set of mobile device components that convert information into radio signals that can be transmitted and received over the air. RFFE components work in conjunction with a device’s modem and antenna.

<https://www.qualcomm.com/news/onq/2017/02/23/mwc-2017-fundamentals-cheat-sheet>

28. Being LAA-enabled UE, the Accused Infringing Devices are configured to establish a service with a base station (“eNB”) in a licensed spectrum and to transmit a message to the base station to determine availability of the service via a non-licensed spectrum.



<https://www.qualcomm.com/media/documents/files/laa-webinar-feb-2016.pdf>



<https://www.qualcomm.com/documents/progress-laa-and-its-relationship-lte-u-and-multefire>

29. The Accused Infringing Devices contain a mobility monitoring module. For example, the Accused Infringing Devices include a mobility monitoring module within its cellular baseband processor, such as the Qualcomm Snapdragon x16 LTE modem.

<https://www.qualcomm.com/news/onq/2017/10/13/lg-v30-and-snapdragon-835-unite-premium-photography-security-and-mobile-vr>

30. The Accused Infringing Devices contain a mobility monitoring module configured to determine a first value of a mobility factor of the subscriber station where in the mobility factor is determined from values of one or more metrics concerning communications between the base station and the subscriber station. For example, the Accused Infringing Devices will make radio resource management measurements representing values of one or more metrics that are reported to LTE LAA-enabled base stations.

5.5 Measurements

5.5.1 Introduction

The UE reports measurement information in accordance with the measurement configuration as provided by E-UTRAN. E-UTRAN provides the measurement configuration applicable for a UE in RRC_CONNECTED by means of dedicated signalling, i.e. using the *RRCConnectionReconfiguration* or *RRCConnectionResume* message.

The UE can be requested to perform the following types of measurements:

- Intra-frequency measurements: measurements at the downlink carrier frequency(ies) of the serving cell(s).
- Inter-frequency measurements: measurements at frequencies that differ from any of the downlink carrier frequency(ies) of the serving cell(s).
- Inter-RAT measurements of UTRA frequencies.
- Inter-RAT measurements of GERAN frequencies.
- Inter-RAT measurements of CDMA2000 HRPD or CDMA2000 1xRTT or WLAN frequencies.

ETSI TS 136 331 V13.8.1 (2018-01)

https://www.etsi.org/deliver/etsi_ts/136300_136399/136331/13.08.01_60/ts_136331v130801p.pdf

31. The Accused Infringing Devices use metrics including one or more of frequency

offsets, correlations of known signals, and variation of received signal power. For example, the Accused Infringing Devices use metrics such as RSSI, RSRP, and RSRQ, which represent and/or provide one or more frequency offsets, correlations of known signals and variation of signal power.

6.3.6 Other information elements

– UE-EUTRA-Capability

The IE *UE-EUTRA-Capability* is used to convey the E-UTRA UE Radio Access Capability Parameters, see TS 36.306 [5], and the Feature Group Indicators for mandatory features (defined in Annexes B.1 and C.1) to the network. The IE *UE-EUTRA-Capability* is transferred in E-UTRA or in another RAT.

- crossCarrierSchedulingLAA-DL**
Indicates whether the UE supports cross-carrier scheduling from a licensed carrier for LAA cell(s) for downlink. This field can be included only if *downlinkLAA* is included.
- csi-RS-DRS-RRM-MeasurementsLAA**
Indicates whether the UE supports performing RRM measurements on LAA cell(s) based on CSI-RS-based DRS. This field can be included only if *downlinkLAA* is included.
- downlinkLAA**
Presence of the field indicates that the UE supports downlink LAA operation including identification of downlink transmissions on LAA cell(s) for full downlink subframes, decoding of common downlink control signalling on LAA cell(s), CSI feedback for LAA cell(s), RRM measurements on LAA cell(s) based on CRS-based DRS.
- rsi-AndChannelOccupancyReporting**
Indicates whether the UE supports performing measurements and reporting of RSSI and channel occupancy. This field can be included only if *downlinkLAA* is included.

ETSI TS 136 331 V13.8.1 (2018-01)

https://www.etsi.org/deliver/etsi_ts/136300_136399/136331/13.08.01_60/ts_136331v130801p.pdf

3GPP TS 36.214 version 13.5.0 Release 13 8 ETSI TS 136 214 V13.5.0 (2017-10)

5.1.1 Reference Signal Received Power (RSRP)

Definition	Reference signal received power (RSRP), is defined as the linear average over the power contributions (in [W]) of the resource elements that carry cell-specific reference signals within the considered measurement frequency bandwidth. For RSRP determination the cell-specific reference signals R_0 according to TS 36.211 [3] shall be used. If the UE can reliably detect that R_1 is available it may use R_1 in addition to R_0 to determine RSRP. If higher layers indicate measurements based on discovery signals, the UE shall measure RSRP in the subframes in the configured discovery signal occasions. For frame structure 1 and 2, if the UE can reliably detect that cell-specific reference signals are present in other subframes, the UE may use those subframes in addition to determine RSRP. The reference point for the RSRP shall be the antenna connector of the UE. If receiver diversity is in use by the UE, the reported value shall not be lower than the corresponding RSRP of any of the individual diversity branches.
Applicable for	RRC_IDLE intra-frequency, RRC_IDLE inter-frequency, RRC_CONNECTED intra-frequency, RRC_CONNECTED inter-frequency.
NOTE 1: The number of resource elements within the considered measurement frequency bandwidth and within the measurement period that are used by the UE to determine RSRP is left up to the UE implementation with the limitation that corresponding measurement accuracy requirements have to be fulfilled.	
NOTE 2: The power per resource element is determined from the energy received during the useful part of the symbol, excluding the CP.	

3GPP TS 36.214 version 13.5.0 Release 13 9 ETSI TS 136 214 V13.5.0 (2017-10)

5.1.3 Reference Signal Received Quality (RSRQ)

Definition	Reference Signal Received Quality (RSRQ) is defined as the ratio $N \times \text{RSRP} / \text{E-UTRA carrier RSSI}$, where N is the number of RB's of the E-UTRA carrier RSSI measurement bandwidth. The measurements in the numerator and denominator shall be made over the same set of resource blocks. E-UTRA Carrier Received Signal Strength Indicator (RSSI), comprises the linear average of the total received power (in [W]) observed only in certain OFDM symbols of measurement subframes, in the measurement bandwidth, over N number of resource blocks by the UE from all sources, including co-channel serving and non-serving cells, adjacent channel interference, thermal noise etc. Unless indicated otherwise by higher layers, RSSI is measured only from OFDM symbols containing reference symbols for antenna port 0 of measurement subframes. If higher layers indicate all OFDM symbols for performing RSRQ measurements, then RSSI is measured from all OFDM symbols of the DL part of measurement subframes. If higher-layers indicate certain subframes for performing RSRQ measurements, then RSSI is measured from all OFDM symbols of the DL part of the indicated subframes. If higher layers indicate measurements based on discovery signals, RSSI is measured from all OFDM symbols of the DL part of the subframes in the configured discovery signal occasions. The reference point for the RSRQ shall be the antenna connector of the UE. If receiver diversity is in use by the UE, the reported value shall not be lower than the corresponding RSRQ of any of the individual diversity branches.
Applicable for	RRC_IDLE intra-frequency, RRC_IDLE inter-frequency, RRC_CONNECTED intra-frequency, RRC_CONNECTED inter-frequency.

ETSI TS 136 214 V13.5.0 (2017-10)

http://www.etsi.org/deliver/etsi_ts/136200_136299/136214/13.05.00_60/ts_136214v130500p.pdf

32. The Accused Infringing Devices initiate transfer of the service from the licensed spectrum to the non-licensed spectrum associated with the base station based on the first value of the mobility factor. For example, an Accused Infringing Device (“UE”) can initiate transfer of the service from a licensed to non-licensed spectrum via a measurement report triggering event. One such exemplary triggering is Event A3, which specifies that a UE will initiate transfer if RRC conditions for a neighbor cell (a Secondary Cell (“SCell”) on non-licensed spectrum) become better than those of the Primary Cell (“PCell”) (on licensed spectrum) to which the UE is presently camped.

5.5.4 Measurement report triggering

5.5.4.1 General

If security has been activated successfully, the UE shall:

- 1> for each *measId* included in the *measIdList* within *VarMeasConfig*:
- 2> if the *triggerType* is set to *event* and if the entry condition applicable for this event, i.e. the event corresponding with the *eventId* of the corresponding *reportConfig* within *VarMeasConfig*, is fulfilled for one or more applicable cells for all measurements after layer 3 filtering taken during *timeToTrigger* defined for this event within the *VarMeasConfig*, while the *VarMeasReportList* does not include an measurement reporting entry for this *measId* (a first cell triggers the event):

ETSI TS 136 331 V13.8.1 (2018-01)

33. Lenovo and Motorola have thus infringed and continue to infringe at least claim 7 of the ’425 patent by making, using, testing, selling, offering for sale, importing and/or licensing the Accused Infringing Devices.

34. Lenovo’s and Motorola’s acts of direct infringement have caused, and continue to cause, damage to CellTran, and CellTran is entitled to recover damages sustained as a result of Lenovo’s and Motorola’s wrongful acts in an amount subject to proof at trial.

PRAYER FOR RELIEF

WHEREFORE, CellTran, respectfully prays that the Court enter judgment in its favor

and against Lenovo and Motorola as follows:

- a. A judgment that Lenovo has infringed the '637 patent;
- b. A judgment that Lenovo has infringed the '425 patent;
- c. A judgment that Motorola has infringed the '637 patent;
- d. A judgment that Motorola has infringed the '425 patent;
- e. A judgment that CellTran be awarded damages adequate to compensate it

for Lenovo's and Motorola's past infringement and any continuing or future infringement of the '637 patent and the '425 patent, including pre-judgment and post-judgment interest costs and disbursements as justified under 35 U.S.C. § 284 and an accounting;

- f. That this be determined to be an exceptional case under 35 U.S.C. § 285.
- g. That CellTran be granted its reasonable attorneys' fees in this action;
- h. That this Court award CellTran its costs; and
- i. That this Court award CellTran such other and further relief as the Court

deems proper.

DEMAND FOR JURY TRIAL

Pursuant to Rule 38(b) of the Federal Rules of Civil Procedure, CellTran demands a trial by jury for all issues so triable.

Dated: September 5, 2018

Respectfully submitted,

/s/ Stamatios Stamoulis

Stamatios Stamoulis #4606

stamoulis@swdelaw.com

Richard C. Weinblatt #5080

weinblatt@swdelaw.com

Two Fox Point Centre

6 Denny Road, Suite 307

Wilmington, DE 19809

(302) 999-1540

Counsel for Plaintiff