

1 Todd C. Atkins (SBN 208879)  
tatkins@atkinsdavidson.com  
2 ATKINS & DAVIDSON, APC  
2261 Rutherford Road  
3 Carlsbad, CA 92008  
Tel: 619.665.3476

4 Matthew M. Wawrzyn (*pro hac vice* pending)  
5 matt@wawrzynlaw.com  
Stephen C. Jarvis (*pro hac vice* pending)  
6 stephen@wawrzynlaw.com  
WAWRZYN & JARVIS LLC  
7 2700 Patriot Blvd, Suite 250  
Glenview, IL 60026  
8 Telephone: 847.656.5848

9 *Attorneys for Mesa Digital, LLC*

10  
11 **UNITED STATES DISTRICT COURT  
SOUTHERN DISTRICT OF CALIFORNIA**

12 MESA DIGITAL, LLC,

13 Plaintiff,

14 v.

15 LG ELECTRONICS U.S.A., INC.,

16 Defendant.  
17

Case No. **'19CV0823 LAB BLM**

**COMPLAINT FOR PATENT  
INFRINGEMENT**

**JURY TRIAL DEMANDED**

10  
11  
12  
13  
14  
15  
16  
17  
18  
19  
20  
21  
22  
23  
24  
25  
26  
27  
28

1  
2  
3  
4  
5  
6  
7  
8  
9  
10  
11  
12  
13  
14  
15  
16  
17  
18  
19  
20  
21  
22  
23  
24  
25  
26  
27  
28

**Parties**

1. Plaintiff Mesa Digital, LLC (hereinafter, “Mesa”) is a limited liability company organized under the laws of New Mexico with a principal place of business located in Albuquerque, New Mexico.

2. Defendant LG Electronics U.S.A., Inc. (hereinafter, “LG”) is a corporation organized under the laws of Delaware with a principal place of business located in New Jersey and a regular and established place of business in San Diego, California.

**Jurisdiction and Venue**

3. This action arises under the patent laws of the United States, 35 U.S.C. §§ 101 *et seq.*

4. This Court has subject matter jurisdiction over this action under 28 U.S.C. §§ 1331 and 1338(a).

5. This Court may exercise personal jurisdiction over LG. LG conducts continuous and systematic business in California and in this District. LG maintains offices in this District. This patent-infringement case arises directly from LG’s continuous and systematic activity in this District. In short, this Court’s exercise of jurisdiction over LG would be consistent with traditional notions of fair play and substantial justice.

6. Venue is proper in this District pursuant to 28 U.S.C. § 1400(b).

**Count 1 – Infringement of U.S. Patent No. 9,031,537**

7. Mesa is the exclusive owner of United States Patent No. 9,031,537 (the “‘537 patent”), which is attached hereto as “Exhibit A.”

8. The ‘537 patent is valid and enforceable.

9. LG has and is directly infringing at least one of the 37 claims of the ‘537 patent. LG has made and sold, and is making and selling, the “G-series” mobile phones that embody claims of

1 the '537 patent. Without limiting the claims that will be asserted or the products that will be accused  
2 of infringement in this action, LG infringes claim 27 of the '537 patent by making and selling the  
3 G6 mobile phone.

4 a. The apparatus of claim 27 is an “electronic wireless hand held multimedia  
5 device[.]” (Ex. A, 18:5.) The G6 is a handheld multimedia device.

6 b. The device of claim 27 includes “a wireless unit . . . supporting bi-directional  
7 data communications of data including video and text for the electronic wireless hand held  
8 multimedia device with remote data resources over cellular telecommunications networks,  
9 over wireless local area networks and over a direct wireless connection with electronic  
10 devices located, within short range using Bluetooth communications after accepting a  
11 passcode from a user of the electronic wireless hand held multimedia device during the  
12 communications[.]” (Ex. A, 18:7-16.) The G6 supports two-way data communication,  
13 including video over cellular and wireless local area networks. [https://www.lg.com/us/cell-](https://www.lg.com/us/cell-phones/lg-US997-Platinum-Unlocked)  
14 [phones/lg-US997-Platinum-Unlocked](https://www.lg.com/us/cell-phones/lg-US997-Platinum-Unlocked) (capabilities include 4GLTE connectivity and Wi-Fi  
15 802.11 a/b/g/n/ac.). The G6 also permits two-way data communication via Bluetooth. *Id.*  
16 (“Bluetooth® Wireless Technology Version 4.2”). The G6 includes multiple forms of  
17 authentication, including a “Knock Code” and Fingerprint ID. *Id.*

18 c. The claim 27 device includes “a touch sensitive display screen configured to  
19 display the data including video and text by selecting a particular data represented by a soft  
20 button on the touch sensitive display screen of the electronic wireless hand held multimedia  
21 device and to accept user input[.]” (Ex. A, 18:17-21.) The G6 operates by means of a touch-  
22 sensitive GUI using software buttons appearing on the 5.7-inch display.  
23 <https://www.lg.com/us/cell-phones/lg-US997-Platinum-Unlocked>.

24 d. The claim 27 device includes “a global positioning module configured to  
25  
26  
27  
28

1 provide device location information[.]” (Ex. A, 18:22-23.) The G6 includes “A-GPS and  
2 Qualcomm Service for Enhanced Location Accuracy.” [https://www.lg.com/us/cell-](https://www.lg.com/us/cell-phones/lg-US997-Platinum-Unlocked)  
3 [phones/lg-US997-Platinum-Unlocked](https://www.lg.com/us/cell-phones/lg-US997-Platinum-Unlocked).

4 e. The device of claim 27 includes “a cartridge reader configured to receive  
5 and communicate with an electronic cartridge[.]” (Ex. A, 18:24-25.) The G6 supports  
6 microSD cards up to 2 TB. [https://www.lg.com/us/cell-phones/lg-US997-Platinum-](https://www.lg.com/us/cell-phones/lg-US997-Platinum-Unlocked)  
7 [Unlocked](https://www.lg.com/us/cell-phones/lg-US997-Platinum-Unlocked).

8 f. The claim 27 device includes “a microprocessor configured to facilitate  
9 operation of and communications by the electronic wireless hand held multimedia device.”  
10 (Ex. A, 18:26-28.) The G6 includes a Qualcomm Snapdragon 821 2.35 GHz + 1.6 GHz  
11 Quad-Core Custom 64-bit Qualcomm Kryo. [https://www.lg.com/us/cell-phones/lg-US997-](https://www.lg.com/us/cell-phones/lg-US997-Platinum-Unlocked)  
12 [Platinum-Unlocked](https://www.lg.com/us/cell-phones/lg-US997-Platinum-Unlocked).

13  
14  
15 **Count 2 – Infringement of U.S. Patent No. 9,646,444**

16 10. Mesa is the exclusive owner of United States Patent No. 9,646,444 (the “444  
17 patent”), which is attached hereto as “Exhibit B.”

18 11. The ‘444 patent is valid and enforceable.

19 12. LG has and is directly infringing at least one of the 20 claims of the ‘444 patent. LG  
20 has made and sold, and is making and selling, the “G-series” mobile phones that embody claims of  
21 the ‘444 patent. Without limiting the claims that will be asserted or the products that will be accused  
22 of infringement in this action, LG infringes claim 15 of the ‘444 patent by making and selling the  
23 G6 mobile phone.

24 a. The apparatus of claim 15 is an “electronic wireless hand held multimedia  
25 device[.]” (Ex. B, 17:12.) The G6 is a handheld multimedia device.

26 b. The device of claim 15 includes “a wireless unit . . . supporting bi-directional  
27  
28

1 data communications of data including video and text for the electronic wireless hand held  
2 multimedia device with remote data resources over cellular telecommunications networks,  
3 over wireless local area networks and over a direct wireless connection with electronic  
4 devices located within short range using short range RF (Radio Frequency) communications  
5 after accepting a passcode from a user of the multimedia device during the  
6 communications[.]” (Ex. B, 17:14-23.) The G6 supports two-way data communication,  
7 including video over cellular and wireless local area networks. [https://www.lg.com/us/cell-](https://www.lg.com/us/cell-phones/lg-US997-Platinum-Unlocked)  
8 [phones/lg-US997-Platinum-Unlocked](https://www.lg.com/us/cell-phones/lg-US997-Platinum-Unlocked) (capabilities include 4GLTE connectivity and Wi-Fi  
9 802.11 a/b/g/n/ac.). The G6 also permits two-way data communication via the “Android  
10 Beam.” *Id.* (“Share contacts, web pages, and more via Near Field Communication (NFC)”).  
11 The G6 includes multiple forms of authentication, including a “Knock Code” and  
12 Fingerprint ID. *Id.*

13  
14  
15 c. The claim 15 device includes “a touch sensitive display screen configured to  
16 display the data including video and text by selecting a particular data represented by a soft  
17 button on the touch sensitive display screen of the electronic wireless hand held multimedia  
18 device and to accept user input[.]” (Ex. B, 17:24-28.) The G6 operates by means of a touch-  
19 sensitive GUI using software buttons appearing on the 5.7-inch display.  
20 <https://www.lg.com/us/cell-phones/lg-US997-Platinum-Unlocked>.

21  
22 d. The claim 15 device includes “a microprocessor configured to facilitate  
23 operation of and communications by the electronic wireless hand held multimedia device.”  
24 (Ex. B, 18:29-31.) The G6 includes a Qualcomm Snapdragon 821 2.35 GHz + 1.6 GHz  
25 Quad-Core Custom 64-bit Qualcomm Kryo. [https://www.lg.com/us/cell-phones/lg-US997-](https://www.lg.com/us/cell-phones/lg-US997-Platinum-Unlocked)  
26 [Platinum-Unlocked](https://www.lg.com/us/cell-phones/lg-US997-Platinum-Unlocked).

27 e. The device of claim 15 includes “a mobile payment module enabling the  
28

1 management of payment transactions wirelessly utilizing said electronic wireless hand held  
2 multimedia device.” (Ex. B, 18:1-3.) The G6 is equipped with mobile payment capability,  
3 enabled by the G6’s Fingerprint ID. [https://www.lg.com/us/cell-phones/lg-US997-  
4 Platinum-Unlocked](https://www.lg.com/us/cell-phones/lg-US997-Platinum-Unlocked).

5  
6 **Count 3 – Infringement of U.S. Patent No. 10,182,144**

7 13. Mesa is the exclusive owner of United States Patent No. 10,182,144 (the “‘144  
8 patent”), which is attached hereto as “Exhibit C.”

9 14. The ‘144 patent is valid and enforceable.

10 15. LG has and is directly infringing at least one of the 18 claims of the ‘144 patent. LG  
11 has made and sold, and is making and selling, the “G-series” mobile phones that embody claims of  
12 the ‘144 patent. Without limiting the claims that will be asserted or the products that will be accused  
13 of infringement in this action, LG infringes claim 18 of the ‘144 patent by making and selling the  
14 G6 mobile phone.  
15

16 a. The apparatus of claim 18 is an “electronic wireless hand held multimedia  
17 device[.]” (Ex. C, 18:1.) The G6 is a handheld multimedia device.

18 b. The device of claim 18 includes “a wireless unit supporting bi-directional  
19 data communications of data including video and text for the electronic wireless hand held  
20 multimedia device with remote data resources over cellular telecommunications networks,  
21 over wireless local area networks and over a direct wireless connection with electronic  
22 devices located within short range using short range RF (Radio Frequency)  
23 communications[.]” (Ex. C, 18:3-10.) The G6 supports two-way data communication,  
24 including video over cellular and wireless local area networks. [https://www.lg.com/us/cell-  
25 phones/lg-US997-Platinum-Unlocked](https://www.lg.com/us/cell-phones/lg-US997-Platinum-Unlocked) (capabilities include 4GLTE connectivity and Wi-Fi  
26 802.11 a/b/g/n/ac.). The G6 also permits two-way data communication via the “Android  
27  
28

1 Beam.” *Id.* (“Share contacts, web pages, and more via Near Field Communication (NFC)”).

2 c. The claim 18 device includes “a touch sensitive display screen configured to  
3 display the data including said video and text received by the electronic wireless hand held  
4 multimedia device by selecting a particular data represented by a soft button graphically  
5 displayed on the touch sensitive display screen of the multimedia device[.]” (Ex. C, 18:11-  
6 16.) The G6 operates by means of a touch-sensitive GUI using software buttons appearing  
7 on the 5.7-inch display. <https://www.lg.com/us/cell-phones/lg-US997-Platinum-Unlocked>.

8 d. The claim 18 device includes “a microprocessor configured to facilitate  
9 operation of and communications by the electronic wireless hand held multimedia device.”  
10 (Ex. C, 18:17-19.) The G6 includes a Qualcomm Snapdragon 821 2.35 GHz + 1.6 GHz  
11 Quad-Core Custom 64-bit Qualcomm Kryo. [https://www.lg.com/us/cell-phones/lg-US997-](https://www.lg.com/us/cell-phones/lg-US997-Platinum-Unlocked)  
12 [Platinum-Unlocked](https://www.lg.com/us/cell-phones/lg-US997-Platinum-Unlocked).

13 e. The device of claim 18 includes “a video camera and an image processing  
14 unit, together with the microprocessor, enabling the capture, storage, processing, and  
15 transmission of video and pictures, and the display of captured video on the touch sensitive  
16 display screen[.]” (Ex. C, 18:20-24.) The G6’s video camera is capable of recording video  
17 with a resolution up to 3840 x 2160. [https://www.lg.com/us/cell-phones/lg-US997-](https://www.lg.com/us/cell-phones/lg-US997-Platinum-Unlocked)  
18 [Platinum-Unlocked](https://www.lg.com/us/cell-phones/lg-US997-Platinum-Unlocked).

19 f. The device of claim 18 includes a “GPS module configured to operate with  
20 mapping resources and provide location information and mapping information data for  
21 and/or with respect to the electronic wireless hand held multimedia device wherein the  
22 mapping information data is rendered on the touch sensitive display screen as GPS maps[.]”  
23 (Ex. C, 18:25-30.) The G6 includes Google Maps software, which makes use of the included  
24 global positioning software, including “A-GPS and Qualcomm Service for Enhanced  
25  
26  
27  
28

1 Location Accuracy.” <https://www.lg.com/us/cell-phones/lg-US997-Platinum-Unlocked>.

2 g. The claim 18 device includes “a security module accessible by the  
3 microprocessor to enable protected data access, management and communications  
4 security.” (Ex. C, 18:31-33.) The G6 includes multiple forms of authentication, including  
5 “Knock Code” (“Tap a 6- to 10-point pattern to access the home screen”) and Fingerprint  
6 ID (“Gain access to your phone, make mobile payments, and secure content”).  
7 <https://www.lg.com/us/cell-phones/lg-US997-Platinum-Unlocked>.

8  
9 **Prayer for Relief**

10 WHEREFORE, Mesa prays for the following relief against LG:

- 11 (a) Judgment that LG has directly infringed the ‘537, ‘444, and ‘144 patents;
- 12 (b) A fair and reasonable royalty;
- 13 (c) Pre-judgment interest and post-judgment interest at the maximum rate allowed by
- 14 law;
- 15 (d) A Post-judgment injunction; and
- 16 (e) Such other and further relief as the Court may deem just and proper.

17 **Demand for Jury Trial**

18 Mesa demands a trial by jury on all matters and issues so triable.

19 Date: May 2, 2019

20 /s/ Todd C. Atkins  
 21 Todd C. Atkins (SBN 208879)  
 22 tatkins@atkinsdavidson.com  
 23 ATKINS & DAVIDSON, APC  
 24 2261 Rutherford Road  
 25 Carlsbad, CA 92008  
 26 Tel: 619.665.3476

27 Matthew M. Wawrzyn (*pro hac vice* pending)  
 28 *matt@wawrzynlaw.com*  
 Stephen C. Jarvis (*pro hac vice* pending)  
*stephen@wawrzynlaw.com*  
 WAWRZYN & JARVIS LLC  
 2700 Patriot Blvd, Suite 250  
 Glenview, IL 60026  
 Telephone: 847.656.5848

*Attorneys for Mesa Digital, LLC*



# **EXHIBIT A**



US009031537B2

(12) **United States Patent**  
**Ortiz et al.**

(10) **Patent No.:** **US 9,031,537 B2**

(45) **Date of Patent:** **May 12, 2015**

(54) **ELECTRONIC WIRELESS HAND HELD MULTIMEDIA DEVICE**

(75) Inventors: **Luis M. Ortiz**, Albuquerque, NM (US);  
**Kermit D. Lopez**, Albuquerque, NM (US)

(73) Assignee: **Mesa Digital, LLC**, Albuquerque, NM (US)

(\* ) Notice: Subject to any disclaimer, the term of this patent is extended or adjusted under 35 U.S.C. 154(b) by 894 days.

(21) Appl. No.: **12/257,205**

(22) Filed: **Oct. 23, 2008**

(65) **Prior Publication Data**

US 2009/0047992 A1 Feb. 19, 2009

**Related U.S. Application Data**

(63) Continuation of application No. 09/887,492, filed on Jun. 22, 2001, now Pat. No. 7,630,721, and a continuation of application No. 09/902,348, filed on Jul. 10, 2001.

(60) Provisional application No. 60/214,339, filed on Jun. 27, 2000, provisional application No. 60/243,561, filed on Oct. 26, 2000.

(51) **Int. Cl.**

**H04M 3/16** (2006.01)  
**G07C 9/00** (2006.01)

(Continued)

(52) **U.S. Cl.**

CPC ..... **G07C 9/00674** (2013.01); **G06Q 10/06** (2013.01); **H04L 63/083** (2013.01);  
(Continued)

(58) **Field of Classification Search**

USPC ..... 342/357.1; 713/300; 455/509, 552.1, 455/41.1-41.3, 410-412.1, 3.05, 455/410-414.2; 702/159; 380/258; 379/88.13, 142.05, 903, 908, 915, 916; 705/7.14, 1.514

See application file for complete search history.

(56) **References Cited**

U.S. PATENT DOCUMENTS

4,433,387 A \* 2/1984 Dyer et al. .... 702/159  
5,189,632 A 2/1993 Paajanen et al. .... 364/705.05

(Continued)

FOREIGN PATENT DOCUMENTS

WO WO 00/04732 1/2000 ..... H04Q 7/20

OTHER PUBLICATIONS

Billinghurst, K., "Wireless Internet adds a new dimension," Contact Magazine (1999) No. 14, Ericsson, Exhibit 2 of Case No. 1:10-cv-00433-JB-KBM, 3 pages.

(Continued)

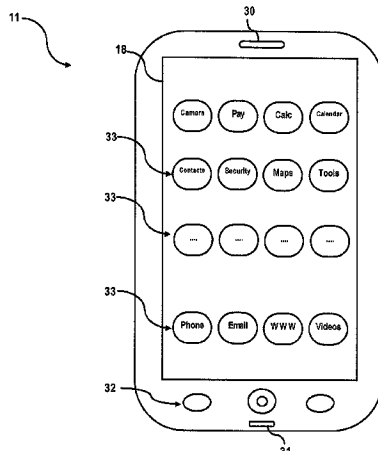
*Primary Examiner* — Md S Elahee

(74) *Attorney, Agent, or Firm* — Luis M. Ortiz; Kermit D. Lopez; Ortiz & Lopez, PLLC

(57) **ABSTRACT**

An electronic wireless hand held multimedia device includes a microprocessor and more than one wireless transceiver modules enabling wireless communications over a variety of standards, including Cellular (e.g., GSM, CDMA, GPRS, 3G), 802.11 (e.g., WLAN), and short range (e.g., Bluetooth, infrared, RFID), for the retrieval, processing and delivery of multimedia data to/from remote data resources (e.g., Internet, servers). The hand held device can include any of: a touch sensitive display screen configured to display multimedia data including video, text and GPS maps, and accept user input; a cartridge reader configured to exchange data with an electronic cartridge; a GPS module configured to operate with mapping resources and provide location information and GPS mapping; a mobile payment module enabling mobile payments via a variety of billing arrangements; a security module enabling protected data management and communications security; a video camera enabling the capture, storage, processing and transmission of video and pictures.

**37 Claims, 6 Drawing Sheets**



US 9,031,537 B2

(51)	<p><b>Int. Cl.</b>  <b>G06Q 10/06</b> (2012.01)  <b>H04L 29/06</b> (2006.01)  <b>H04W 4/02</b> (2009.01)  <b>H04L 29/08</b> (2006.01)</p>	<p>6,434,403 B1 8/2002 Ausems et al. .... 455/556          6,549,625 B1* 4/2003 Rautila et al. .... 380/258          6,615,186 B1* 9/2003 Kolls ..... 705/14.51          6,694,150 B1 2/2004 Standke et al. .... 455/552.1          6,714,797 B1 3/2004 Rautila ..... 455/552.1          6,965,868 B1* 11/2005 Bednarek ..... 705/7.14          7,321,783 B2 1/2008 Kim ..... 455/556.1          2001/0041599 A1 11/2001 Pirkola et al. .... 455/566          2001/0048685 A1 12/2001 Park et al. .... 370/401          2007/0275746 A1* 11/2007 Bitran ..... 455/509</p>
(52)	<p><b>U.S. Cl.</b>          CPC ..... <b>H04L63/0861</b> (2013.01); <b>H04L 63/102</b>          (2013.01); <b>H04W 4/02</b> (2013.01); <b>H04L</b>  <b>67/1095</b> (2013.01); <b>H04L 67/306</b> (2013.01);  <b>H04L 67/04</b> (2013.01); <b>H04L 67/02</b> (2013.01);  <b>H04L 67/2842</b> (2013.01); <b>H04L 67/18</b>          (2013.01); <b>H04L 67/289</b> (2013.01); <b>H04L</b>  <b>69/329</b> (2013.01)</p>	

OTHER PUBLICATIONS

George, T., "PDAs Bring Sports Fans Closer to Athletes," InformationWeek (Dec. 14, 2001), <http://www.informationweek.com/pdas-bring-sports-fans-closer-to-athlete/6508218>, Exhibit 4 of Case No. 1:10-cv-00433-JB-KBM, 2 pages.

Strupczewski, J. "Wireless gadgets give sports fans closer look," Dec. 14, 2001 Reuters News 12:50:05, Exhibit 5 of Case No. 1:10-cv-00433-JB-KBM, 4 pages.

Tamm, G., "100,000 following sailing on the net," Contact (2000) No. 3, Mar. 2, Ericsson, Exhibit 3 of Case No. 1:10-cv-00433-JB-KBM, 3 pages.

Tamm, G., "Mobile Internet takes you to the ice," Contact (2000) No. 8, May 18, Ericsson, Exhibit 1 of Case No. 1:10-cv-00433-JB-KBM, 3 pages.

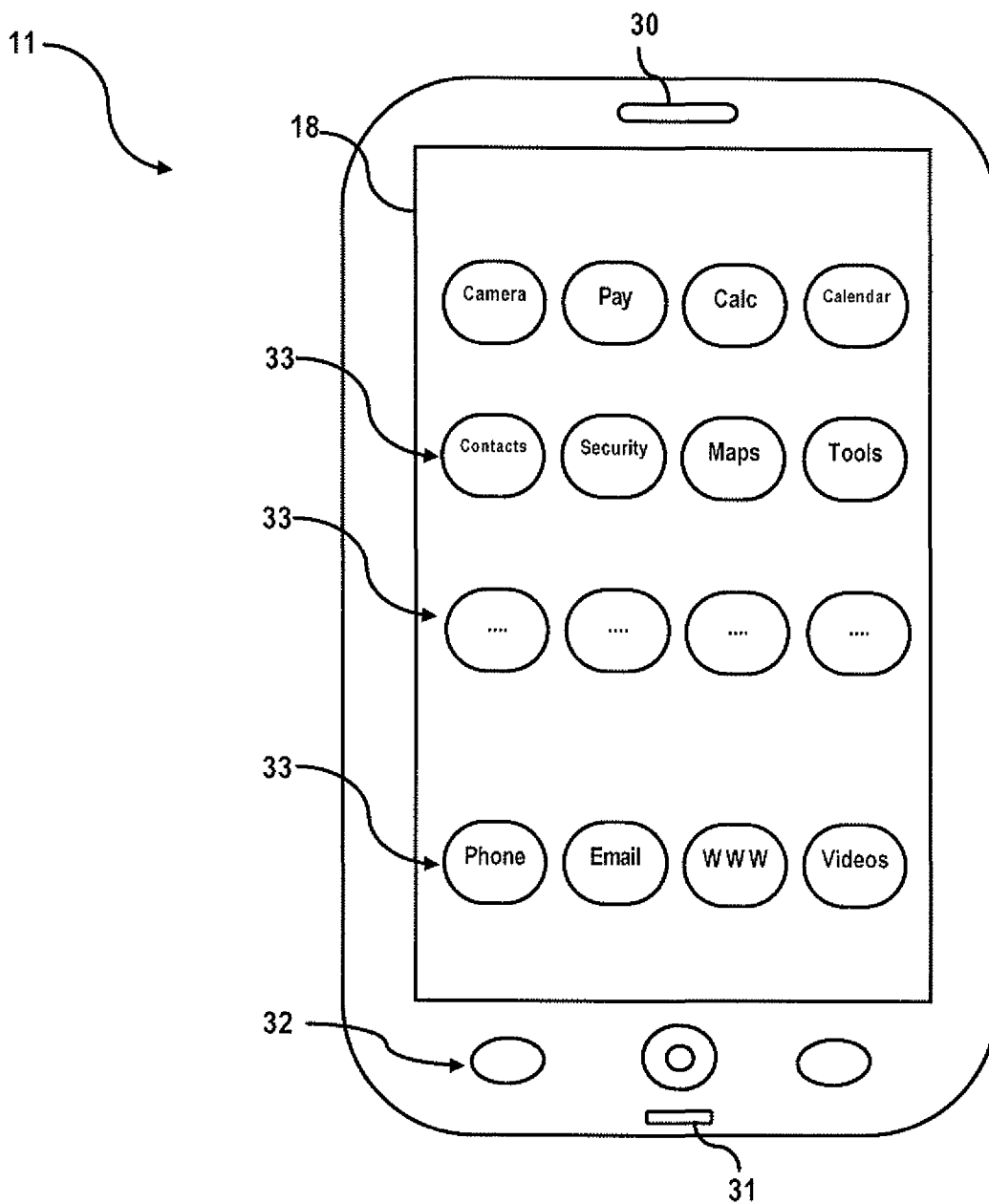
Appeal Decision and Transcript, U.S. Appl. No. 10/620,098, dated Jan. 29, 2010 and Feb. 2, 2010, 19 pages.

(56) **References Cited**

U.S. PATENT DOCUMENTS

5,485,504 A	1/1996	Ohnsorge .....	379/58
5,491,507 A	2/1996	Umezawa et al. ....	348/14
5,719,936 A	2/1998	Hillenmayer .....	379/447
5,726,660 A *	3/1998	Purdy et al. ....	342/357.1
5,949,484 A	9/1999	Nakaya et al. ....	348/384
6,069,648 A	5/2000	Suso et al. ....	348/14
6,085,112 A	7/2000	Kleinschmidt et al. ....	455/556
6,137,525 A	10/2000	Lee et al. ....	348/14
6,278,884 B1	8/2001	Kim .....	455/556
6,289,464 B1*	9/2001	Wecker et al. ....	713/300
6,366,614 B1	4/2002	Pian et al. ....	375/240.02

\* cited by examiner



**FIG. 1(a)**

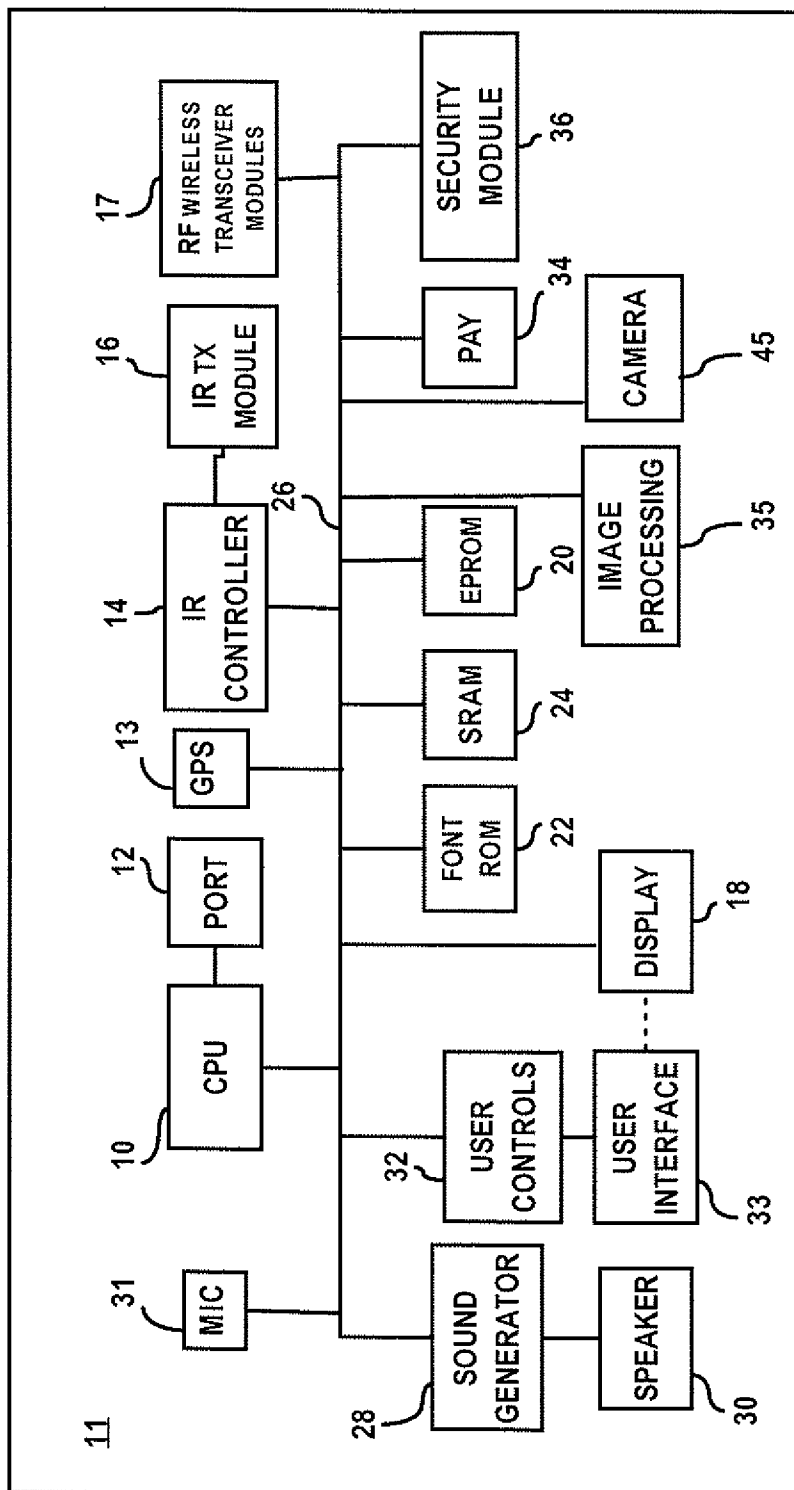
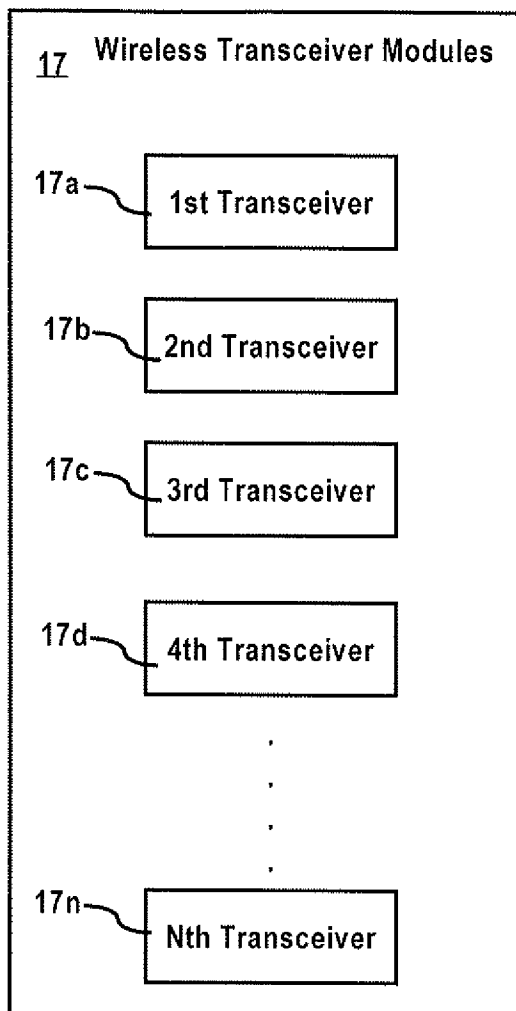


FIG. 1(b)



**FIG. 1(c)**

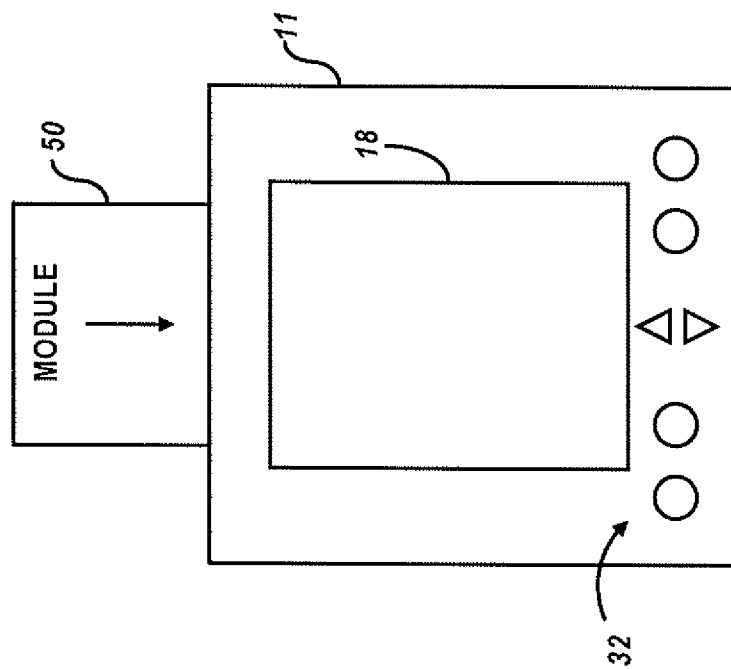


FIG. 3

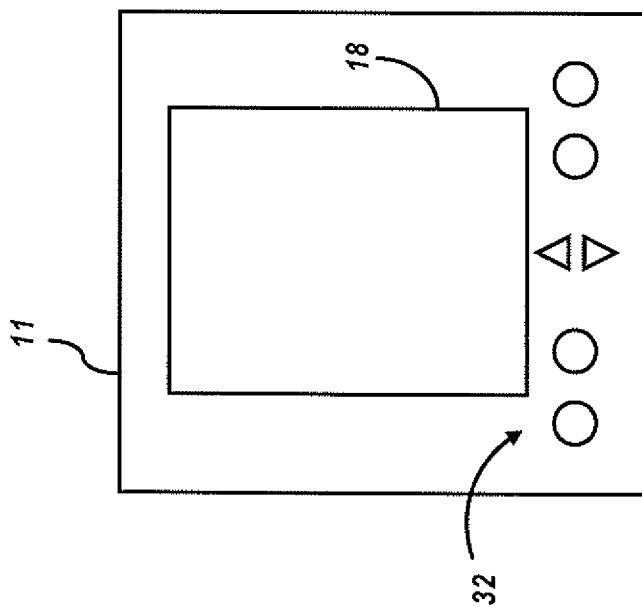


FIG. 2

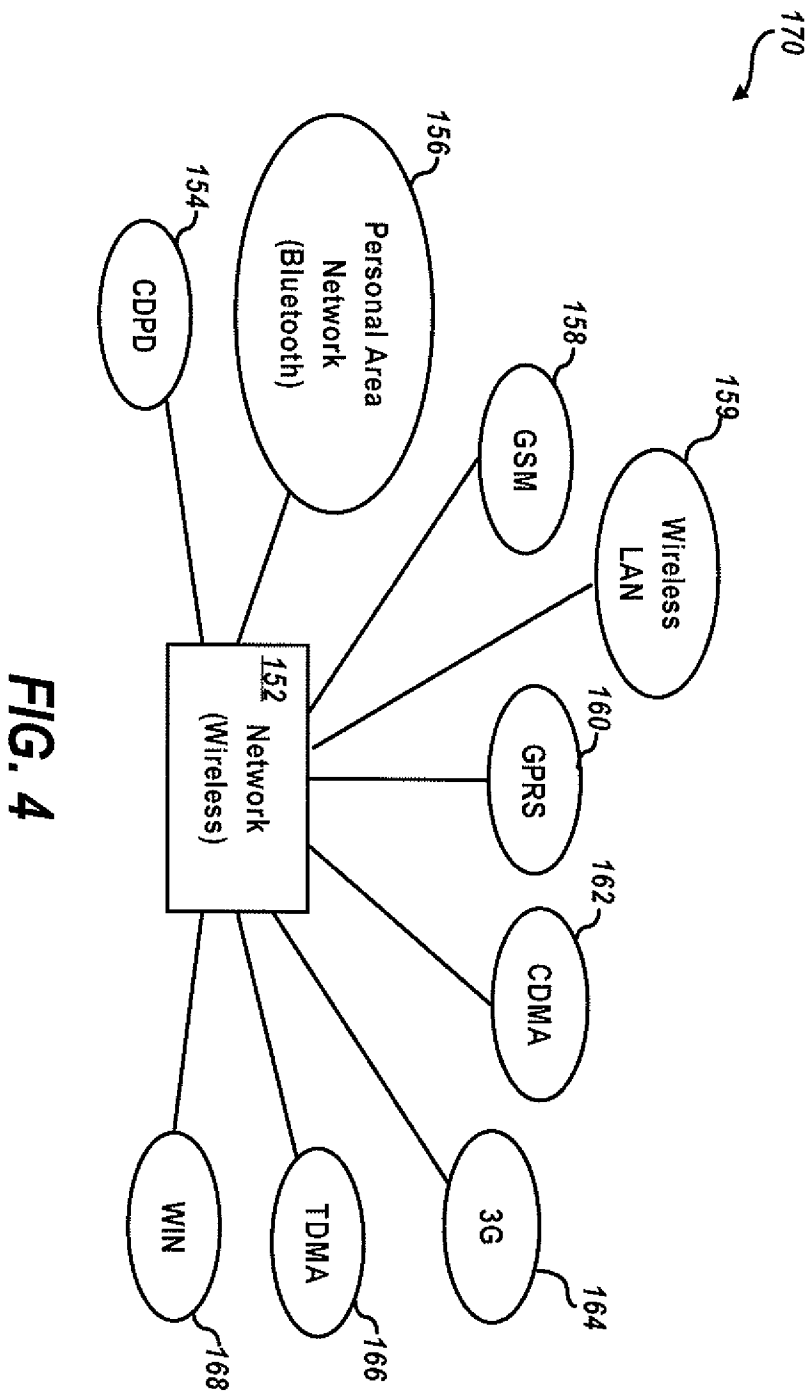


FIG. 4



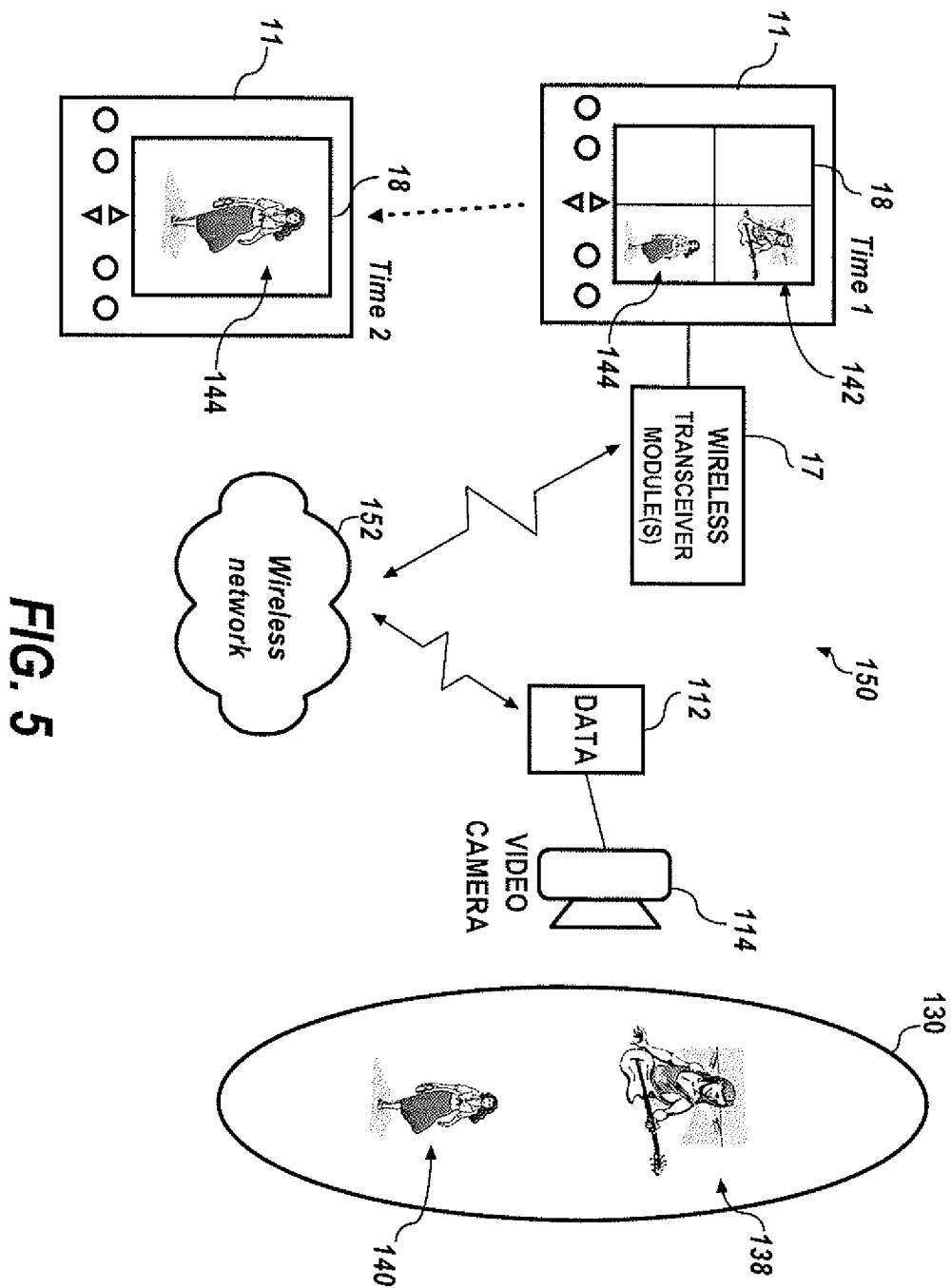


FIG. 5

US 9,031,537 B2

1

**ELECTRONIC WIRELESS HAND HELD  
MULTIMEDIA DEVICE****PRIORITY CLAIM AND CROSS-REFERENCE  
TO RELATED APPLICATIONS**

This patent application is a continuation of U.S. patent application Ser. No. 09/887,492, entitled "Systems, Methods and Apparatuses for Brokering Data Between Wireless Devices and Data Rendering Devices," which was filed on Jun. 22, 2001, and claims priority to U.S. Provisional Patent Application Ser. No. 60/214,339, entitled "Systems, Methods and Apparatuses for Brokering Data Between Wireless Devices and Data Rendering Devices," which was filed on Jun. 27, 2000. This patent application is also a continuation of U.S. patent application Ser. No. 09/902,348, entitled "Providing Multiple Perspectives of a Venue Activity to Electronic Wireless Hand-Held Devices," filed on Jul. 10, 2001, which claims the benefit of U.S. Provisional Application Ser. No. 60/243,561, which was filed on Oct. 26, 2000. All the aforementioned applications are incorporated herein by reference in their entirety. This patent application therefore traces its priority date back to Jun. 27, 2000 and Oct. 26, 2000 with the filing of the above-referenced U.S. Provisional patent Applications.

**TECHNICAL FIELD**

Embodiments are related to electronic wireless hand held devices, such as Personal Digital Assistants (PDAs), mobile phones and data-enabled wireless telephones. Embodiments are also related to an electronic wireless hand held multimedia device capable of processing multimedia data including video on a touch sensitive display screen associated with the hand held device. In addition, Embodiments relate to techniques for providing electronic wireless hand held multimedia devices capable of multimedia data transmission and retrieval from multiple networks and wireless connections including: cellular (including 3G), 802.11 standard networks such as a wireless local area network (WLAN), and short range and/or line of sight communications standards and networks such as that supported by Bluetooth, IrDA (infrared), and RFID. Embodiments also relate to electronic wireless hand held multimedia devices capable of determining location information and directions using GPS and by displaying maps retrieved from remote servers (e.g., via the Internet) on touch sensitive display screens associated with the electronic wireless hand held multimedia devices. Embodiments also relate to electronic wireless hand held multimedia devices capable of moving data to/from, and operating with, a removable cartridge (e.g., external memory, smart card, card-based application modules and electronics).

**BACKGROUND OF THE INVENTION**

Electronic wireless hand held devices, such as, for example PDAs, mobile phones, data/video-enabled cellular telephones, and other hand held wireless video-enabled devices have become a part of everyday life. For example, the shift in the consumer electronics industry from an emphasis on analog technology to a preference for digital technology is largely based on the fact that the former generally limits the user to a role of a passive recipient of information, while the latter is interactive and allows the user to control what, when, and how he or she receives and manipulates certain information. This shift in focus has resulted in the development and

2

increasingly widespread use of a digital device generically referred to as a "personal digital assistant" (PDA).

PDAs are hand held computing devices (i.e., hereinafter referred to as "hand held devices" or "handheld devices") that are popular for processing, storing and maintaining information. The most advanced data-enabled wireless communication devices available in the marketplace on Jun. 27, 2000, the priority date of this patent application, took the form of a PDA. Examples of hand held devices that could be utilized in accordance with the methods and systems of the present invention include the "PalmPilot™" PDA, manufactured and sold by Palm Computing, the Handspring Visor™, Window CE™. compatible devices, RIM™ Blackberry-family devices, Motorola devices, and the Symbol™ SPT-family of PDA-type organizer devices. Unlike personal computers, which are general-purpose devices geared towards refining and processing information, PDAs are designed to capture, store and display information originating from various sources while a user is "on the go" or otherwise mobile. Additionally, while a certain level of skill is required to use a personal computer effectively, PDAs are designed with the novice and non-computer user in mind and are therefore intuitively easy to use.

A typical PDA includes a microprocessor, memory unit, a display, associated encoder circuitry, and a user interface generally provided in the form of a keyboard and selector buttons. A PDA can optionally contain an infrared emitter and wireless receiver. A graphical user interface permits a user to store, retrieve and manipulate data via an interactive touch-sensitive display. A PDA can also include software that enables software applications for using a calendar, directory, calculator, games, and one or more multimedia programs. The calendar typically provides dates organized as rows and columns in the usual form. A directory contains entries consisting of a name field and a free form alphanumeric text field that can contain company names, addresses, telephone and fax numbers, email addresses, etc. Games and multimedia software features can vary.

A menu of icons displayed via the graphical user interface as pad of the touch sensitive screen can permit a user to choose particular functions and directories. Some PDAs come equipped with a stylus, which is a plastic-tipped pen that a user utilizes to write digitally on the display area and tap particular graphically displayed icons; although a user's figure nail can accomplish the same. Each icon is indicative of a particular activity or function. Touch screen interfaces, however, are also increasingly being implemented with PDAs to permit a user to activate software modules in the form of routines and subroutines operable therein.

Although it was generally known before Jun. 27, 2000 that PDAs can be connected to a desktop personal computer or other PDAs via infrared, direct wire, or a single wireless communication links, PDAs and similar hand held devices were not available that could selectively link to more than one wireless connection for purposes of accessing remote multimedia data and multimedia data sources, such as the Internet and remote servers. PDAs were not provided that included more than one wireless transceiver module to enable remote access via 802.11, cellular, short/visible range (e.g., Bluetooth), infrared, and GPS resources, and also provide enhanced computing capabilities including the capability of processing and viewing multimedia data such as video broadcasts.

In the year 2000, the present inventors realized when they filed their patent applications that what would be needed in the future, among other things, was an electronic wireless hand held multimedia device that could connect to various

US 9,031,537 B2

3

data networks and establish short/visible range data connections with electronic devices located in close proximity, provide multimedia capabilities including remotely accessing and displaying of video, enabling access to email and multimedia content from the Internet including servers and the World Wide Web, determining location information and enable the determination and provision of directions to alternate location by accessing remote map information and displaying the map information on the display touch sensitive display screen, a technique which can be referred to as GPS mapping, and enable mobile payments through the device, for example, by enabling hand held device users to be billed a transaction fee via bank accounts (e.g., ATM, Debit and Credit cards) billing via communication service accounts or arrangements, and prepaid services, and other authorized account-related billing arrangements. A security module can be provided to enable protected data retrieval and management by enabling the use of pass codes, passwords and/or biometrics as well as communications security over communications signals during hand held device use. A video camera and video transmission capabilities enable a user to capture, store, process and transmit video and take pictures.

#### BRIEF SUMMARY

One aspect of the present invention is to provide a vastly improved electronic wireless hand held multimedia device than what was publicly available prior to Jun. 27, 2000.

Another aspect of the present invention provides electronic wireless hand held multimedia device configured for the retrieval, processing and transmission of multimedia data to/from remote data resources over various wireless communications means.

It is yet another aspect of the present invention to provide an electronic wireless hand held multimedia device capable of communicating with a variety of different types of wireless networks.

It is yet another aspect of the present invention to provide an electronic wireless hand held multimedia device that includes a microprocessor and more than one wireless transceiver modules enabling wireless communications over a variety of communications standards, including Cellular (e.g., GSM, CDMA, GPRS, 3G), 802.11 (e.g., WLAN), and short range and/or line of sight range (e.g., Bluetooth, infrared, RFID), for the retrieval, processing and delivery of multimedia data to/from remote data resources (e.g., Internet, servers).

It is yet another aspect of the present invention that the hand held device can include any of the following: a touch sensitive display screen configured to display multimedia data including video, text and GPS maps, and accept user input; a cartridge reader configured to transfer data with an electronic cartridge; a GPS module configured to operate with mapping resources and provide location information in the form of GPS mapping; a mobile payment module enabling mobile payments via a variety of billing arrangements; a security module enabling protected data management and communications security; a video camera enabling the capture, storage, processing and transmission of video and pictures.

The above and other aspects of the present invention are achieved as will now be further described. An electronic wireless hand held multimedia device is disclosed, which includes more than one wireless transceiver modules configured for the receipt, processing and transmission of multimedia data to and from remote data resources over more than one standard of wireless communication. For example the electronic wireless hand held multimedia device includes a first

4

wireless transceiver module configured to support bi-directional data communications of the electronic wireless hand held multimedia device with remote data resources over cellular telecommunications networks and standards (e.g., 3G, CDMA, GPRS, and GSM). The electronic wireless hand held multimedia device also includes a second wireless transceiver module configured to support bi-directional data communications of the electronic wireless hand held multimedia device with remote data resources over 802.11 communications standards and networks including wireless local area networks (WLAN). The electronic wireless hand held multimedia device can also include a third wireless transceiver module configured to support bi-directional data communications of the electronic wireless hand held multimedia device over a direct wireless connection with electronic devices located within short RF range or visible proximity of the electronic wireless hand held multimedia devices.

The electronic wireless hand held multimedia device can be equipped with a display screen configured to display data including video and text received by the electronic wireless hand held multimedia device. The electronic wireless hand held multimedia device can also include a user interface configured to accept user input into the electronic wireless hand held multimedia device. Additionally, the electronic wireless hand held multimedia device can also include a microprocessor configured to facilitate the operation of, and communications by, the electronic wireless hand held multimedia device.

The electronic wireless hand held multimedia device can additionally include a global positioning system (GPS) module configured to provide location information for the electronic wireless hand held multimedia device. The electronic wireless hand held multimedia device can also include a cartridge reader configured to transfer data with an electronic cartridge. Additionally, the third wireless transceiver module can be configured as a Bluetooth transceiver.

The electronic wireless hand held multimedia device can also include a fourth wireless transceiver module configured to support bi-directional data communications of the electronic wireless hand held multimedia device over an Infrared wireless connection with electronic devices located within visible proximity of the electronic wireless hand held multimedia device.

The electronic wireless hand held multimedia device can also include a fifth wireless transceiver module configured to support bi-directional data communications of the electronic wireless hand held multimedia device over an RFID wireless connection with electronic devices located within visible or short range from the electronic wireless hand held multimedia device.

A video camera and video transmission capabilities can be included that enable hand held device users to capture, store, process and transmit video and take pictures.

#### BRIEF DESCRIPTION OF THE DRAWINGS

The novel features believed characteristic of this invention are set forth in the appended claims. The invention itself, however, as well as a preferred mode of use, further objects, and advantages thereof, will best be understood by reference to the following detailed description of an illustrative embodiment when read in conjunction with the accompanying drawings, wherein:

FIG. 1(a) illustrates a pictorial representation of an electronic wireless hand held multimedia device, which can be implemented in accordance with a preferred embodiment;

FIG. 1(b) depicts a schematic diagram illustrating exemplary hardware and software module configurations of an

5

electronic wireless hand held multimedia device, which can be implemented in accordance with a possible embodiment;

FIG. 1(c) illustrates a block diagram of wireless transceiver modules that can be configured for use with the electronic wireless hand held multimedia device described herein, in accordance with an alternative embodiment;

FIG. 2 illustrates a pictorial representation of an electronic wireless hand held multimedia device, which can be implemented in accordance with an alternative embodiment;

FIG. 3 depicts a pictorial representation of an electronic wireless hand held multimedia device adapted for receiving a cartridge, in accordance with an alternative embodiment;

FIG. 4 illustrates a diagram depicting network attributes of wireless communications networks that can be utilized in accordance with the preferred embodiments; and

FIG. 5 illustrates a diagram of one example of a system for providing multimedia data to electronic wireless hand held multimedia device, in accordance with an alternative embodiment.

#### DETAILED DESCRIPTION

FIG. 1(a) illustrates a pictorial representation of an electronic wireless hand held multimedia device 11, which can be implemented in accordance with a preferred embodiment. Note that the device 11 can be referred to as a "handheld device", "hand held device" or a "wireless hand held device". Data can thus be transferred to and from the device 11. Note that as utilized herein, the term "data" as utilized herein generally refers to text, voice, graphics and/or video, but can include other types of data such as software, security codes, encryption, decryption, etc. Such data can include, for example, "multimedia data" such as video, voice, audio, etc.

In general, the electronic wireless hand held multimedia device 11 can include a touch sensitive display screen 18, a speaker 30, a microphone 31, and one or more control buttons 32 for controlling some operations of device 11. The device 11 depicted in FIG. 1(a) can be a device, such as, for example, a Personal Digital Assistant (PDA), a cellular telephone, a computing device capable of communicating with a wireless local area network, and so forth. In this respect, the device 11 can be implemented as a combined, PDA/cellular telephone with touch screen capabilities associated with the display screen 18. Display screen 18 can be configured to display data including video and text and icons 33 operable as soft buttons providing options and action by the electronic wireless hand held multimedia device 11 when selected by a user.

FIG. 1(b) depicts a schematic diagram illustrating a general hardware configuration of an electronic wireless hand held multimedia device 11, which can be implemented in accordance with an embodiment. The diagram depicted in FIG. 1(b) illustrates a variety of hardware configurations and components/modules, which can be utilized to implement one possible embodiment of the device 11. Those skilled in the art can appreciate, however, that other hardware configurations with less or more hardware and/or modules can be utilized in carrying out the electronic wireless hand held multimedia device 11 of the present invention, as will be further described herein. Note that in FIGS. 1(a) to 5, identical or similar parts or elements are generally indicated by identical reference numerals. It can be appreciated that FIG. 1(a) to 5 may refer to the same device 11, the varying illustrations and configurations depicted in FIGS. 1(a) to 5 can represent variations or alternative embodiments of the same device 11.

The electronic wireless hand held multimedia device 11 is capable of carrying out a variety of functionalities. For example, microprocessor shown as CPU 10 of electronic

6

wireless hand held multimedia device 11 can function as a main controller operating under the control of operating clocks supplied from a clock oscillator. CPU 10 can be configured as, for example, a microprocessor. Such a microprocessor can be configured to facilitate operation of and communications by the electronic wireless hand held multimedia device 11. External pins of CPU 10 can be coupled to an internal bus 26 so that it can be interconnected to respective components.

The electronic wireless hand held multimedia device 11 can also be configured to include, for example, SRAM 24 which can be provided as a writeable memory that does not require a refresh operation and can be generally utilized as a working area of CPU 10. SRAM (Static RAM) is generally a form of semiconductor memory (RAM) based on a logic circuit known as a flip-flop, which retains information as long as there is enough power to run the device. Font ROM 22 can be configured as a read only memory for storing character images (e.g., icons and font) displayable on a display 18, which can be implemented as, for example, a touch sensitive display screen. Examples of types of displays that can be utilized in accordance with display 18 include, for example, a TFT active matrix display, an illuminated LCD (Liquid Crystal Display), or other small-scaled displays being developed or available in the art in compact form.

CPU 10 can be utilized to drive display 18 utilizing, among other media, font images from Font ROM 22, and images transmitted as data through wireless unit 17 and processed by image-processing unit 35. EPROM 20 can be configured as a read only memory that is generally erasable under certain conditions and can be utilized for permanently storing control codes for operating respective hardware components and security data, such as a serial number. A camera capable of capturing video and pictures can be provided and can also work in conjunction with image processing unit 35.

IR controller 14 can be generally configured as a dedicated controller for processing infrared codes transmitted/received by an IR transceiver module 16 and for capturing the same as computer data. Wireless unit 17 can be generally configured as a dedicated controller and transceiver module for processing all wireless data transmitted from and to a wireless communications network, such as wireless communication network 152, which is described in greater detail herein, but not shown in FIG. 1.

Note that the radio frequency (RF) wireless transceiver modules 17 (i.e. transceiver module) can constitute more than one wireless transceiver (e.g., multiple transceivers) formed separately or combined on an ASIC or DSP circuit. For example, FIG. 1(c) illustrates a block diagram of RF wireless transceiver modules 17 configured for use with the electronic wireless hand held multimedia device 11, in accordance with an alternative embodiment, including, for example, a first transceiver module 17a, a second transceiver module 17b, a third transceiver module 17c, a fourth transceiver module 17d, and up to an "n<sup>th</sup>" transceiver module, and so on.

The first wireless transceiver module 17a can be configured, for example, to support bi-directional data communications of the electronic wireless hand held multimedia device 11 with remote data resources over cellular telecommunications networks. Wireless unit/transceiver module 17 can also include the second wireless transceiver module 17b configured to support bi-directional data communications of the electronic wireless hand held multimedia device 11 with remote data resources over a wireless local area network. Additionally, wireless transceiver module 17 can include the third wireless transceiver module 17c configured to support bi-directional data communications of the electronic wireless

US 9,031,537 B2

7

hand held multimedia device **11** over a direct wireless connection with electronic devices located at short range, for example, within up to a fifty to hundred foot range from the electronic wireless hand held multimedia device **11**. Additionally, wireless unit/transceiver module **17** can include the fourth wireless transceiver module **17d** configured to support bi-directional data communications of the electronic wireless hand held multimedia device **11** over an Infrared wireless connection with electronic devices located at line of sight (or “visible”) range, which can reasonably be within up to a fifty foot range from the electronic wireless hand held multimedia device **11**. It can be appreciated that other variations for wireless transceiver module **17** can also be provided.

Port **12** can be connected to CPU **10** and can be temporarily attached, for example, to a docking station to transmit information to and from electronic wireless hand held multimedia device **11** to other devices, such as personal computers, points of sale such as retail cash registers, electronic kiosk devices, and so forth. Port **12** can also be configured, for example, to link with a modem, cradle or docking station, which is well known in the art, and can permit network devices, a personal computer or other computing devices to communicate with electronic wireless hand held multimedia device **11**.

User controls **32** can permit a user to enter data to electronic wireless hand held multimedia device **11** and initiate particular processing operations via CPU **10**. A user interface **33** can be linked to user controls **32** to permit a user to access and manipulate electronic wireless hand held multimedia device **11** for a particular purpose, such as, for example, viewing video images on display **18**. Those skilled in the art will appreciate that user interface **33** can be implemented as a touch screen user interface, as indicated by the dashed lines linking display **18** with user interface **33**. User interface **33** can be configured to accept user input into the electronic wireless hand held multimedia device **11**.

In addition, CPU **10** can cause a sound generator **28** to generate sounds of predetermined frequencies from a speaker **30**. Speaker **30** can be utilized to produce music and other audio information associated with video data transmitted to electronic wireless hand held multimedia device **11** from an outside source. Additionally, a GPS (Global Positioning System) module **13** can also be connected to bus **26**. GPS module **13** can be configured to provide location information for the electronic wireless hand held multimedia device **11** and can operate with mapping software and resources to provide navigable directions on the display screen **18** to the user, which can be referred to as GPS mapping.

Those skilled in the art can appreciate that additional electronic circuits or the like other than, or in addition to, those illustrated in FIG. **1** can be required to construct electronic wireless hand held multimedia device **11**. PDAs can be modified to (e.g., with proper authentication, filters, security codes, biometrics or the like) receive RF transmissions from at least one source (e.g., server, a wireless camera, or data from a camera transmitted wirelessly through a local data transmitter using Wi-Fi). Those skilled in the art can thus appreciate that because of the brevity of the drawings described herein, only a portion of the connections between the illustrated hardware blocks is generally depicted. In addition, those skilled in the art will appreciate that electronic wireless hand held multimedia device **11** can be implemented as a specific type of a hand held device, such as a Personal Digital Assistant (PDA), paging device, WAP-enabled mobile phone, and other associated hand held computing devices well known in the art.

Electronic wireless hand held multimedia device **11** can be configured to permit images, such as broadcasted video

8

images or other multimedia data, to be displayed on display **18** for a user to view. Electronic wireless hand held multimedia device **11** thus includes an image-processing unit **35** for processing images transmitted as data to electronic wireless hand held multimedia device **11** through wireless unit **17**. A payment module **34** can be implemented in the device **11** to enable the management of payment transactions which can be negotiated wirelessly through the device, for example, by enabling hand held device users to be billed a transaction fee via bank accounts (e.g., ATM, Debit and Credit cards) billing via communication service accounts or arrangements, and prepaid services, and other authorized account-related billing arrangements. Payment can be made directly to a wireless point of sale and/or over data networks. A security module can be provided to enable protected data retrieval and management by enabling the use of pass codes, passwords and/or biometrics and communications security during hand held device communications. A video camera and video transmission capabilities enable user to capture, store, process and transmit video and take pictures. Payment module **34** can be linked through internal bus **26** to CPU **10**. Additionally, a security module **36** can be utilized to process proper security codes to thereby ensure data (e.g., multimedia data) transferred to and from electronic wireless hand held multimedia device **11** can be secured and/or access can be permitted. Security unit **36** can be implemented as an optional feature of electronic wireless hand held multimedia device **11**. Security unit **36** can also be configured with routines or subroutines that are processed by CPU **10**, and which prevent wireless data from being transmitted/received from electronic wireless hand held multimedia device **11** beyond a particular frequency range, outside of a particular geographical area associated with a local wireless network, or absent authorized authorization codes (e.g., decryption).

Those skilled in the art can appreciate that although electronic wireless hand held multimedia device **11** is generally illustrated in FIG. **1**, electronic wireless hand held multimedia device **11** can be implemented as a wireless application protocol (WAP), web-enabled cellular hand held device, such as a PDA, wireless telephone, or a combination thereof. Electronic wireless hand held multimedia device **11** can be configured with features of combination cellular telephone/PDA devices. Electronic wireless hand held multimedia device **11** can also permit users to access e-mail and store calendars and contact databases. Electronic wireless hand held multimedia device **11** can also be configured to include the use of multi-RF (Radio Frequency) receiver-enabled hand held television viewing device. Regardless of the type of hand held device implemented, it can be expected that such a hand held device will be adapted to receive and process data via image-processing unit **35** for ultimate display as moving images (video) on display **18**, in accordance with the present invention. Image-processing unit **35** can include image-processing routines, subroutines, software modules, and so forth, which perform image-processing operations.

FIG. **2** illustrates a pictorial representation of electronic wireless hand held multimedia device **11**, which can be utilized to implement a preferred embodiment. Electronic wireless hand held multimedia device **11** includes display screen **18**. Multimedia data (e.g., video, audio, graphics, etc) broadcast via radio frequency or provided digitally and wirelessly can be displayed on display screen **18** for a user to view. User controls **32** permit a user to manipulate images or text displayed on display screen **18**, such as the buttons on a keyboard provided on most Blackberry devices. A touch screen user interface can be further configured on the display screen **18**

with electronic wireless hand held multimedia device **11** to permit a user to manipulate images/text displayed on display screen **18**.

FIG. 3 depicts a pictorial representation of electronic wireless hand held multimedia device **11** adapted for receiving a cartridge **50**, in accordance with an alternative embodiment. Electronic wireless hand held multimedia device **11** of FIG. 3 is generally analogous to electronic wireless hand held multimedia device **11** of FIG. 2, the difference being that electronic wireless hand held multimedia device **11** of FIG. 3 can be adapted to receive a cartridge bearing software and/or hardware modules (including memory) that permits electronic wireless hand held multimedia device **11** of FIG. 3 to function according to specific hardware and/or instructions contained in a memory location within cartridge **50**. The alternative embodiment depicted in FIG. 3 thus represents a variation to the embodiment illustrated in FIG. 2.

Cartridge **50** can be configured as a smart card of another appropriate module. Such a smart card can provide, for example, access codes (e.g., decryption) to enable electronic wireless hand held multimedia device **11** to receive data broadcasts. Note that as utilized herein, the term "module" can refer to a physical module, such as a cartridge. The term "module" can also refer to electronics and hardware stored on a cartridge. The term "module" can also refer to a software module composed of routines or subroutines that perform a particular function. Those skilled in the art can appreciate the meaning of the term module is based on the context in which the term is utilized. Thus, cartridge **50** can be generally configured as a physical cartridge or smart card. The term "module" as utilized herein can also refer to a software module, depending on the context of the discussion thereof.

To illustrate the use of a physical module, such as module **50**, assume that a user can possess several such physical modules or cartridges. One cartridge, when inserted into hand held device FIG. 3 can instruct hand held device **11** to function as a standard PDA, such as a Palm Pilot type device. Other functions including communications, software, memory and supplemental circuitry can be provided using a cartridge that can be inserted within and removed from the electronic wireless hand held multimedia device **11**.

Those skilled in the art can thus appreciate that electronic wireless hand held multimedia device **11** can be adapted to receive and cooperate with cartridge **50**. Additionally, electronic wireless hand held multimedia device **11** includes display screen **18**, which is similar to display unit **18** of FIG. 1. Electronic wireless hand held multimedia device **11** depicted in FIG. 3 can also include user controls **32**. Thus, electronic wireless hand held multimedia device **11** can also implement touch screen capabilities through a touch screen user interface integrated with display screen **18**.

Assuming cartridge **50** is implemented as a smart card, it is anticipated that similar features can be implemented in accordance with the smart card to insure that hand held device **11** includes touch screen user interface **18** and video viewing capabilities. Smart cards are generally known in the art as credit-card sized plastic cards with an embedded computer chip. The chip can either be a microprocessor with internal memory or a memory chip with non-programmable logic. The chip connection can be configured via direct physical contact or remotely through a contactless electromagnetic interface.

Smart cards can be generally configured as either a contact or contactless smart card, or a combination thereof. A contact smart card requires insertion into a smart card reader (e.g., contained within hand held device **11**) with a direct connection to, for example, a conductive micromodule on the surface

of the card. Such a micromodule can be generally gold plated. Transmission of commands, data, and card status takes place through such physical contact points.

A contactless card requires only close proximity to a reader. Both the reader and the card can be implemented with antenna means providing a contactless link that permits the devices to communicate with one another. Contactless cards can also maintain internal chip power or an electromagnetic signal (e.g., RF tagging technology). Two additional categories of smart codes, well known in the art, which are based on contact and contactless cards are the so-called Combi cards and Hybrid cards.

A Hybrid card generally can be equipped with two chips, each with a respective contact and contactless interface. The two chips are not connected, but for many applications, this Hybrid serves the needs of consumers and card issuers. The Combi card can be generally based on a single chip and can be generally configured with both a contact and contactless interface.

Chips utilized in such smart cards are generally based on microprocessor chips or memory chips. Smart cards based on memory chips depend on the security of the card reader for their processing and can be utilized with low to medium security requirements. A microprocessor chip can add, delete and otherwise manipulate information in its memory. Microprocessor-based memory cards typically contain microprocessor chips with a variety of architectures.

The electronic wireless hand held multimedia device **11** of FIGS. 1-3 can be configured as a hand held device adapted for use with a cartridge/module, such as module **50**. The cartridge/module **50** can contain the electronics (e.g., tuner, filter, etc.) to allow a hand held device to be adapted for receiving multimedia data. Electronic wireless hand held multimedia device **11** includes a display screen **18** for the display of multimedia data. Additionally, display screen **18** of electronic wireless hand held multimedia device **11** can be configured with a touch screen user interface displayable and operable on display screen **18**. Display screen **18** can include one or more touch screen areas.

Those skilled in the art can appreciate that a variety of possible wireless communications and networking configurations can be utilized to implement wireless network **152**, as shown in FIG. 4. Wireless network **152** can be, for example, implemented according to a variety of wireless protocols, including cellular, Bluetooth, and RF or direct IR communications. Wireless network **152** can be implemented as a single network type (e.g., Bluetooth) or a network based on a combination of network types (e.g., GSM, CDMA, etc.).

Wireless network **152** can be configured with teachings/aspects of CDPD (Cellular Digital Packet Data) networks well known in the networking arts. CDPD network **154** is illustrated in FIG. 4. CDPD can be configured as a TCP/IP based technology that supports Point-to-Point (PPP) or Serial Line Internet Protocol (SLIP) wireless connections to mobile devices, such as the hand held devices described and illustrated herein. Cellular service is generally available throughout the world from major service providers. Data can be transferred utilizing CDPD protocols.

Current restrictions of CDPD are not meant to limit the range or implementation of the method and system described herein, but are described herein for illustrative purposes only. It is anticipated that CDPD will be continually developed, and that such new developments can be implemented in accordance with the present invention.

Wireless network **152** can preferably be also configured with teachings/aspects of a Personal Area Network **156** or Bluetooth, as described herein. Bluetooth was adopted by a

US 9,031,537 B2

11

consortium of wireless equipment manufacturers referred to at the Bluetooth Special Interest Group (BSIG), and has emerged as a global standard for low cost wireless data and voice communication. Current specifications for this standard call for a 2.4 GHz ISM frequency band. Bluetooth technology is generally based on a short-range radio transmitter/receiver built into small application specific circuits (ASICs, DSPs) and embedded into support devices, such as the hand held devices described and illustrated herein. It should be appreciated that all the wireless transceiver modules and capabilities described herein can be built into small application specific circuits (ASICs, DSPs) and embedded into support devices, such as the hand held devices described and illustrated herein.

The Bluetooth standard permits up to 100 mw of power, which can increase the range to 100 M. In addition, Bluetooth can support several data channels. Utilizing short data packets and frequency hopping of up to 1600 hops per second, Bluetooth is a wireless technology that can be utilized to enable the implementation of the methods and systems described herein. Current restrictions of Bluetooth are not meant to limit the range or implementation of the present invention, but are described herein for illustrative purposes only. It is anticipated Bluetooth will be continually developed, and that such new developments can be implemented in accordance with the present invention.

Wireless network **152** can also be configured utilizing teachings/aspects of GSM network **158**. GSM (Global System for Mobile Communication) and PCS (Personal Communications Systems) networks, both well known in the telecommunications arts, generally operate in the 800 MHz, 900 MHz, and 1900 MHz range. PCS initiates narrowband digital communications in the 900 MHz range for paging, and broadband digital communications in the 1900 MHz band for cellular telephone service. In the United States, PCS 1900 is generally equivalent to GSM 1900. GSM operates in the 900 MHz, 1800-1900 MHz frequency bands, while GSM 1800 is widely utilized throughout Europe and many other parts of the world.

In the United States, GSM 1900 is generally equivalent to PCS 1900, thereby enabling the compatibility of these two types of networks. Current restrictions of GSM and PCS are not meant to limit the range or implementation of the present invention, but are described herein for illustrative purposes only. It is anticipated that GSM and PCS will be continually developed, and that aspects of such new developments can be implemented in accordance with the present invention.

Wireless network **152** can also be, for example, a wireless LAN (Local Area Network). In other embodiments or implementations, wireless network **152** can also utilize teachings/aspects of GPRS network **160**. GPRS technology, well-known in the telecommunications arts, bridges the gap between current wireless technologies and the so-called "next generation" of wireless technologies referred to frequently as the third-generation or 3G wireless technologies. GPRS is generally implemented as a packet-data transmission network that can provide data transfer rates up to 115 Kbps. GPRS can be implemented with CDMA and TDMA technology and supports X.25 and IP communications protocols, all well known in the telecommunications arts. GPRS also enables features, such as Voice over IP (VoIP) and multimedia services. Current restrictions of GPRS are not meant to limit the range or implementation of the present invention, but are described herein for illustrative purposes only. It is anticipated that GPRS will be continually developed and that such new developments can be implemented in accordance with the present invention.

12

Wireless network **152** can also be implemented utilizing teaching/aspects of a CDMA network **162** or CDMA networks. CDMA (Code Division Multiple Access) is a protocol standard based on IS-95 CDMA, also referred to frequently in the telecommunications arts as CDMA-1. IS-95 CDMA is generally configured as a digital wireless network that defines how a single channel can be segmented into multiple channels utilizing a pseudo-random signal (or code) to identify information associated with each user. Because CDMA networks spread each call over more than 4.4 trillion channels across the entire frequency band, it is much more immune to interference than most other wireless networks and generally can support more users per channel.

CDMA can support data. Wireless network **152** can be configured with a form of CDMA technology known as wideband CDMA (W-CDMA). Wideband CDMA can be also referred to as CDMA 2000 in North America. W-CDMA can be utilized to increase transfer rates utilizing multiple 1.25 MHz cellular channels. Current restrictions of CDMA and W-CDMA are not meant to limit the range or implementation of the present invention, but are described herein for illustrative purposes only. It is anticipated that CDMA and W-CDMA will be continually developed and that such new developments can be implemented in accordance with the present invention.

Wireless network **152** can be also implemented utilizing teachings/aspects of a 3G wireless communications network **164**. As a result of increased competition and the ongoing convergence of voice and data networks, new solutions and services are becoming available in the wired and wireless communications fields. Third Generation communications technology (also referred to in the art as 3G or IMT-2000), for example, is currently expected to bring wireless communication users the next generation of wireless technology. 3G is characterized by high-speed, high-bandwidth services that will support a wide variety of wireless applications, including wireline quality voice and high-resolution video. 3G is an initiative of the International Telecommunication Union (ITU) that seeks to integrate the various satellite, terrestrial, fixed and mobile systems currently deployed and being developed under a single standard or family of standards to promote global communication service capabilities and interoperability.

Wireless network **152** can also be configured utilizing teachings/aspects of TDMA networks **166**. TDMA (Time Division Multiple Access) is a telecommunications network utilized to separate multiple conversation transmissions over a finite frequency allocation of through-the-air bandwidth. TDMA can be utilized in accordance with the present invention to allocate a discrete amount of frequency bandwidth to each user in a TDMA network to permit many simultaneous conversations or transmission of data. Each user can be assigned a specific timeslot for transmission. A digital cellular communications system that utilizes TDMA typically assigns 10 timeslots for each frequency channel.

A hand held device operating in association with a TDMA network sends bursts or packets of information during each timeslot. Such packets of information are then reassembled by the receiving equipment into the original voice or data/information components. Current restrictions of such TDMA networks are not meant to limit the range or implementation of the present invention, but are described herein for illustrative purposes only. It is anticipated that TDMA networks will be continually developed and that such new developments can be implemented in accordance with the present invention.

Wireless network **152** can also be configured utilizing teachings/aspects of Wireless Intelligent Networks (WINs)

US 9,031,537 B2

13

168. WINs are generally known as the architecture of the wireless switched network that allows carriers to provide enhanced and customized services for mobile telephones. Intelligent wireless networks generally include the use of mobile switching centers (MSCs) having access to network servers and databases such as Home Location Registers (HLRs) and Visiting Location Registers (VLRs), for providing applications and data to networks, service providers and service subscribers (wireless device users).

Local number portability allows wireless subscribers to make and receive calls anywhere—regardless of their local calling area. Roaming subscribers are also able to receive more services, such as call waiting, three-way calling and call forwarding. A HLR is generally a database that contains semi-permanent mobile subscriber (wireless device user) information for wireless carriers' entire subscriber base.

A useful aspect of WINs for the present invention is enabling the maintenance and use of customer profiles within an HLR/VLR-type database. Profile information can be utilized for example with season ticket holders and/or fans of traveling teams or shows. HLR subscriber information as used in WINs includes identity, service subscription information, location information (the identity of the currently serving VLR to enable routing of communications), service restrictions and supplementary services/information. HLRs handle SS7 transactions in cooperation with Mobile Switching Centers and VLR nodes, which request information from the HLR or update the information contained within the HLR. The HLR also initiates transactions with VLRs to complete incoming calls and update subscriber data. Traditional wireless network design is generally based on the utilization of a single HLR for each wireless network, but growth considerations are prompting carriers to consider multiple HLR topologies.

The VLR can also be configured as a database that contains temporary information concerning the mobile subscribers currently located in a given MSC serving area, but whose HLR can be elsewhere. When a mobile subscriber roams away from the HLR location into a remote location, SS7 messages are used to obtain information about the subscriber from the HLR and create a temporary record for the subscriber in the VLR.

Signaling System No. 7 (referred to as SS7 or C7) is a global standard for telecommunications. In the past the SS7 standard has defined the procedures and protocol by which network elements in the public switched telephone network (PSTN) exchange information over a digital signaling network to affect wireless and wireline call setup, routing, control, services, enhanced features and secure communications. Such systems and standards can be utilized to implement wireless network 152 in support of wireless customers, in accordance with the present invention.

Improved operating systems and protocols allow Graphical User Interfaces (GUI) to provide an environment that displays user options (e.g., graphical symbols, icons or photographs) on the display screen 18 of the electronic wireless hand held multimedia device 11. Extensible Markup Language ("XML") is a standard that is available that performs as a universal language for data, making documents more interchangeable. XML allows information to be used in a variety of formats for different devices, including PCs, PDAs and web-enabled mobile phones.

XML enables documents to be exchanged even where the documents were created and/or are generally used by different software applications. XML can effectively enable one system to translate what another system sends. As a result of data transfer improvements, wireless device GUIs can be

14

utilized in accordance with a hand held device and wireless network 152, whether configured as a paging network or another network type, to render images on the hand held device that closely represent the imaging capabilities available on desktop computing devices.

FIG. 5 illustrates a diagram of a system 150 providing multimedia data to electronic wireless hand held multimedia device wherein the multimedia data is received and processed for display, in accordance with the embodiments. Note that in FIGS. 1-5, identical or similar parts or elements are generally indicated by identical reference numerals. Multimedia data can be created or captured, for example, as shown in FIG. 5 by a video camera 114 from live activity 130, such as a concert 138 or private activities 140. The multimedia data can be stored on a server 112 as data wherefrom it can be retrieved through a data network 152 by the wireless handheld device 11. The data network 152 can include a wireless network as described herein before such as a cellular data network, 802.11 networks, or another type of data transmissions such as indicated in FIG. 4. Data network 152 can include, for example, the use of a gateway configured as an access point for a wireless LAN (Local Area Network). Access points for wireless LAN networks and associated wired and wireless hardware (e.g., servers, routers, gateways, etc.) can be utilized in accordance with the present invention described herein. In the example depicted in FIG. 5, an electronic wireless hand held device user can desire to obtain multimedia data (e.g., video, audio, etc.) being broadcast from a multimedia data source 130, for example, a live entertainment venue shown as an example remote data source 130 in FIG. 5, which can be a concert hall or sports stadium.

Hand held device 11 can be configured to communicate with and receive transmissions from remote data sources 112 over data networks 152 based on device identification (e.g., device address). Communication with hand held devices, such as hand held device 11, however, can also be achieved through RF (Radio Frequency) broadcasts, thereby not requiring two-way communication and authentication between, for example, a wireless LAN network and such hand held devices. A broadcast under such a scenario can also require that such a hand held device or hand held devices possess decryption capabilities or the like in order to be authorized to receive transmissions from a remote data resource. More than one wireless transceiver module 17, as explained previously, are integrated within hand held device 11 to enable access to multimedia data over various wireless communications means.

In one aspect of the scenario depicted in FIG. 5, a live activity instead of recorded media can be accessed and viewed using an electronic wireless hand held multimedia device 11. In a live scenario, one or more video cameras 114 can be positioned at a live entertainment venue as the data resource 130 at locations that capture images not only of the events taking place on a concert stage, but also events taking place within the venue itself. For example, if an audience member 140 happens to be walking along a stadium aisle within view of video camera 114, the audience member's video image can be captured and displayed as video image 144 within display screen 18 of hand held device 11, as indicated at Time 1. Likewise, video camera 114 can capture images of band member 138 whose video image can be displayed as video image 142 within a display area of display screen 18, as indicated at Time 1. Thus, a user of hand held device 11 can view not only the events taking place on a central performing platform of venue, but also other events within the arena itself. The user of device 11 can be located within a venue or many miles, perhaps, thousands of miles



US 9,031,537 B2

15

away, from a venue. The band member **138** can be located on a central performing platform (not shown) of a multimedia data source **130** in the form of a venue when video camera **114** captures video of band member **138**. The user can also, for example, wish to see a close-up of audience member **140**. By activating user controls and/or a touch screen interface integrated with display screen **18**, the user can, for example, pan or zoom to view a close-up video shot of audience member **140**, as indicated at Time **2**. Captured video images can be transferred from video camera **114** as video data to hardware **112** such as a server. From the server **112**, video can be accessed and transferred over the wireless network **152** to the device **11**.

The embodiments and examples set forth herein are presented in order to best explain the present invention and its practical application and to thereby enable those skilled in the art to make and utilize the invention. However, those skilled in the art will recognize that the foregoing description and examples have been presented for the purpose of illustration and example only. The description as set forth is not intended to be exhaustive or to limit the invention to the precise form disclosed. Many modifications and variations are possible in light of the above teaching without departing from the spirit and scope of the following claims.

What is claimed is:

**1.** An electronic wireless hand held multimedia device, comprising:

at least one of a wireless unit and a tuner unit supporting bi-directional data communications of data including video and text for the electronic wireless hand held multimedia device with remote data resources over cellular telecommunications networks, over wireless local area networks and over a direct wireless connection with electronic devices located within short range using Bluetooth communications after accepting a passcode from a user of the electronic wireless hand held multimedia device during the communications;

a touch sensitive display screen configured to display the data including video and text received by the electronic wireless hand held multimedia device by selecting a particular data represented by a soft button on the touch sensitive display screen of the electronic wireless hand held multimedia device; and

a microprocessor configured to facilitate operation of and communications by the electronic wireless hand held multimedia device.

**2.** The electronic wireless hand held multimedia device of claim **1**, further comprising a global positioning module configured to provide location information for the electronic wireless hand held multimedia device.

**3.** The electronic wireless hand held multimedia device of claim **1**, further comprising a cartridge reader configured to transfer data with an electronic cartridge.

**4.** The electronic wireless hand held multimedia device of claim **1**, further comprising a mobile payment module enabling mobile payments via a variety of billing arrangements.

**5.** The electronic wireless hand held multimedia device of claim **1**, further comprising a security module enabling protected data management and communications security.

**6.** The electronic wireless hand held multimedia device of claim **1**, further comprising a video camera enabling the capture, storage, processing and transmission of video and pictures.

**7.** The electronic wireless hand held multimedia device of claim **1**, further comprising a wireless infrared transceiver supporting bi-directional line-of-site data communications of

16

the electronic wireless hand held multimedia device over an Infrared wireless connection with electronic devices located within line of sight from the electronic wireless hand held multimedia device.

**8.** An electronic wireless hand held multimedia device, comprising:

at least one of a wireless unit and a tuner unit supporting bi-directional data communications of data including video and text for the electronic wireless hand held multimedia device with remote data resources over cellular telecommunications networks, over wireless local area networks and over a direct wireless connection with electronic devices located within short range using Bluetooth communications after accepting a passcode from a user of the electronic wireless hand held multimedia device during the communications;

a touch sensitive display screen configured to display the data including video and text by selecting a particular data represented by a soft button on the touch sensitive display screen of the electronic wireless hand held multimedia device and to accept user input; and

a microprocessor configured to facilitate operation of and communications by the electronic wireless hand held multimedia device.

**9.** The electronic wireless hand held multimedia device of claim **8**, further comprising a global positioning module configured to provide location information for the electronic wireless hand held multimedia device.

**10.** The electronic wireless hand held multimedia device of claim **8**, further comprising a cartridge reader configured to transfer data with an electronic cartridge.

**11.** The electronic wireless hand held multimedia device of claim **8**, further comprising a wireless infrared transceiver supporting bi-directional line-of-sight data communications of the electronic wireless hand held multimedia device over an Infrared wireless connection with electronic devices located within line of sight from the electronic wireless hand held multimedia device.

**12.** The electronic wireless hand held multimedia device of claim **8**, further comprising a mobile payment module enabling mobile payments via a variety of billing arrangements.

**13.** The electronic wireless hand held multimedia device of claim **8**, further comprising a security module enabling protected data management and communications security.

**14.** The electronic wireless hand held multimedia device of claim **8**, further comprising a video camera enabling the capture, storage, processing and transmission of video and pictures.

**15.** An electronic wireless hand held multimedia device, comprising:

at least one of a wireless unit and tuner unit supporting bi-directional data communications of data including video and text for the electronic wireless hand held multimedia device with remote data resources over cellular telecommunications networks, over wireless local area networks and over a direct wireless connection with electronic devices located within short range using Bluetooth communications after accepting a passcode from a user of the electronic wireless hand held multimedia device during the communications;

a touch sensitive display screen configured to display the data including video and text by selecting a particular data represented by a soft button on the touch sensitive display screen of the electronic wireless hand held multimedia device and to accept user input;

US 9,031,537 B2

17

a global positioning module configured to provide device location information; and  
 a microprocessor configured to facilitate operation of and communications by the electronic wireless hand held multimedia device.

16. The electronic wireless hand held multimedia device of claim 15, further comprising a cartridge reader configured to transfer data with an electronic cartridge.

17. The electronic wireless hand held multimedia device of claim 15, further comprising a wireless infrared transceiver supporting bi-directional line-of-sight data communications of the electronic wireless hand held multimedia device over an Infrared wireless connection with electronic devices located within line of sight from the electronic wireless hand held multimedia device.

18. The electronic wireless hand held multimedia device of claim 15, further comprising a mobile payment module enabling mobile payments via a variety of billing arrangements.

19. The electronic wireless hand held multimedia device of claim 15, further comprising a security module enabling protected data management and communications security.

20. The electronic wireless hand held multimedia device of claim 15, further comprising a video camera enabling the capture, storage, processing and transmission of video and pictures.

21. An electronic wireless hand held multimedia device, comprising:

at least one of a wireless unit and tuner unit supporting bi-directional data communications of data including video and text for the electronic wireless hand held multimedia device with remote data resources over cellular telecommunications networks, over wireless local area networks and over a direct wireless connection with electronic devices located within short range using Bluetooth communications after accepting a passcode from a user of the electronic wireless hand held multimedia device during the communications;

a touch sensitive display screen configured to display the data including video and text by selecting a particular data represented by a soft button on the touch sensitive display screen of the electronic wireless hand held multimedia device and to accept user input;

a cartridge reader configured to transfer data with an electronic cartridge; and

a microprocessor configured to facilitate operation of and communications by the electronic wireless hand held multimedia device.

22. The electronic wireless hand held multimedia device of claim 21, further comprising a global positioning module configured to provide device location information.

23. The electronic wireless hand held multimedia device of claim 21, further comprising a wireless infrared transceiver supporting bi-directional line-of-sight data communications of the electronic wireless hand held multimedia device over an Infrared wireless connection with electronic devices located within line of sight from the electronic wireless hand held multimedia device.

24. The electronic wireless hand held multimedia device of claim 21, further comprising a mobile payment module enabling mobile payments via a variety of billing arrangements.

25. The electronic wireless hand held multimedia device of claim 21, further comprising a security module enabling protected data management and communications security.

18

26. The electronic wireless hand held multimedia device of claim 21, further comprising a video camera enabling the capture, storage, processing and transmission of video and pictures.

27. An electronic wireless hand held multimedia device, comprising:

at least one of a wireless unit and tuner unit supporting bi-directional data communications of data including video and text for the electronic wireless hand held multimedia device with remote data resources over cellular telecommunications networks, over wireless local area networks and over a direct wireless connection with electronic devices located, within short range using Bluetooth communications after accepting a passcode from a user of the electronic wireless hand held multimedia device during the communications;

a touch sensitive display screen configured to display the data including video and text by selecting a particular data represented by a soft button on the touch sensitive display screen of the electronic wireless hand held multimedia device and to accept user input;

a global positioning module configured to provide device location information;

a cartridge reader configured to receive and communicate with an electronic cartridge; and

a microprocessor configured to facilitate operation of and communications by the electronic wireless hand held multimedia device.

28. The electronic wireless hand held multimedia device of claim 27, further comprising a mobile payment module enabling mobile payments via a variety of billing arrangements.

29. The electronic wireless hand held multimedia device of claim 27, further comprising a security module enabling protected data management and communications security.

30. The electronic wireless hand held multimedia device of claim 27, further comprising a video camera enabling the capture, storage, processing and transmission of video and pictures.

31. The electronic wireless hand held multimedia device of claim 27, further comprising a wireless infrared transceiver supporting bi-directional line-of-sight data communications of the electronic wireless hand held multimedia device over an Infrared wireless connection with electronic devices located within line of sight from the electronic wireless hand held multimedia device.

32. An electronic wireless hand held multimedia device, comprising:

at least one of a wireless unit and tuner unit supporting bi-directional data communications of data including video and text for the electronic wireless hand held multimedia device with remote data resources over cellular telecommunications networks, over wireless local area networks and over a direct wireless connection with electronic devices located within short range using Bluetooth communications after accepting a passcode from a user of the electronic wireless hand held multimedia device during the communications;

a wireless infrared transceiver supporting bi-directional line-of-sight data communications of the electronic wireless hand held multimedia device over an Infrared wireless connection with electronic devices located within line of sight from the electronic wireless hand held multimedia device;

a touch sensitive display screen configured to display the data including video and text and by selecting a particular data represented by a soft button on the touch sensi-

US 9,031,537 B2

19

tive display screen of the electronic wireless hand held multimedia device to accept user input;  
a cartridge reader configured to receive and communicate with an electronic cartridge; and  
a microprocessor configured to facilitate operation of and communications by the electronic wireless hand held multimedia device.

33. The electronic wireless hand held multimedia device of claim 32, further comprising a global positioning module configured to provide location information for the electronic wireless hand held multimedia device.

34. An electronic wireless hand held multimedia device, comprising:

at least one of a wireless unit and tuner unit supporting bi-directional data communications of data including video and text for the electronic wireless hand held multimedia device with remote data resources over cellular telecommunications networks, over wireless local area networks and over a direct wireless connection with electronic devices located within short range using Bluetooth communications after accepting a passcode from a user of the electronic wireless hand held multimedia device during the communications;

a wireless infrared transceiver supporting bi-directional line-of-sight data communications of the electronic wireless hand held multimedia device over an Infrared

20

wireless connection with electronic devices located within line of sight from the electronic wireless hand held multimedia device;

a touch sensitive display screen configured to display the data including video and text by selecting a particular data represented by a soft button on the touch sensitive display screen of the electronic wireless hand held multimedia device and to accept user input;

a global positioning module configured to provide location information for the electronic wireless hand held multimedia device;

a cartridge reader configured to receive and communicate with an electronic cartridge; and

a microprocessor configured to facilitate operation of and communications by the electronic wireless hand held multimedia device.

35. The electronic wireless hand held multimedia device of claim 34, further comprising a mobile payment module enabling mobile payments via a variety of billing arrangements.

36. The electronic wireless hand held multimedia device of claim 34, further comprising a security module enabling protected data management and communications security.

37. The electronic wireless hand held multimedia device of claim 34, further comprising a video camera enabling the capture, storage, processing and transmission of video and pictures.

\* \* \* \* \*

# **EXHIBIT B**



(12) **United States Patent**  
**Ortiz et al.**

(10) **Patent No.:** **US 9,646,444 B2**  
(45) **Date of Patent:** **\*May 9, 2017**

(54) **ELECTRONIC WIRELESS HAND HELD MULTIMEDIA DEVICE**

(56) **References Cited**

(71) Applicants: **Luis M. Ortiz**, Albuquerque, NM (US);  
**Kermit D. Lopez**, Albuquerque, NM (US)

U.S. PATENT DOCUMENTS  
4,183,056 A 1/1980 Evans et al.  
4,433,387 A 2/1984 Dyer et al.  
(Continued)

(72) Inventors: **Luis M. Ortiz**, Albuquerque, NM (US);  
**Kermit D. Lopez**, Albuquerque, NM (US)

FOREIGN PATENT DOCUMENTS

(73) Assignee: **Mesa Digital, LLC**, Albuquerque, NM (US)

CA 2237939 9/1999  
EP 0 934 765 A1 8/1999  
(Continued)

(\* ) Notice: Subject to any disclaimer, the term of this patent is extended or adjusted under 35 U.S.C. 154(b) by 246 days.

OTHER PUBLICATIONS

This patent is subject to a terminal disclaimer.

U.S. Appl. No. 09/316,328, filed May 21, 1999, Ramadan et al.  
(Continued)

(21) Appl. No.: **14/622,201**

*Primary Examiner* — Md S Elahee  
(74) *Attorney, Agent, or Firm* — Luis M. Ortiz; Kermit D. Lopez; Ortiz & Lopez, PLLC

(22) Filed: **Feb. 13, 2015**

(57) **ABSTRACT**

(65) **Prior Publication Data**  
US 2015/0172437 A1 Jun. 18, 2015

An electronic wireless hand held multimedia device includes a microprocessor and more than one wireless transceiver modules enabling wireless communications over a variety of standards, including Cellular (e.g., GSM, CDMA, CPRS, 3G), 802.11 (e.g., WLAN), and short range (e.g., Bluetooth, infrared, RFID), for the retrieval, processing and delivery of multimedia data to/from remote data resources (e.g., Internet, servers). The hand held device can include any of: a touch sensitive display screen configured to display multimedia data including video, text and GPS maps, and accept user input; a cartridge reader configured to exchange data with an electronic cartridge; a GPS module configured to operate with mapping resources and provide location information and GPS mapping; a mobile payment module enabling mobile payments via a variety of billing arrangements; a security module enabling protected data management and communications security; a video camera enabling the capture, storage, processing and transmission of video and pictures.

**Related U.S. Application Data**

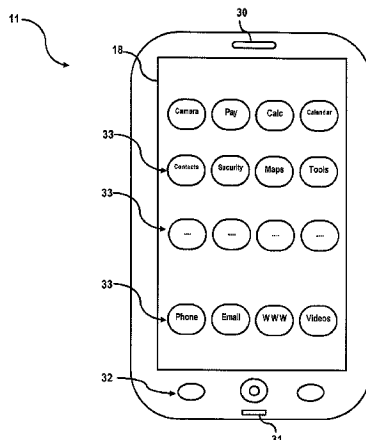
(63) Continuation of application No. 12/257,205, filed on Oct. 23, 2008, now Pat. No. 9,031,537, which is a (Continued)

(51) **Int. Cl.**  
**G07C 9/00** (2006.01)  
**G06Q 10/06** (2012.01)  
(Continued)

(52) **U.S. Cl.**  
CPC ..... **G07C 9/00674** (2013.01); **G06Q 10/06** (2013.01); **G06Q 20/322** (2013.01);  
(Continued)

(58) **Field of Classification Search**  
CPC ..... G06F 21/35; G07C 9/00674  
(Continued)

**20 Claims, 6 Drawing Sheets**



## US 9,646,444 B2

Page 2

<b>Related U.S. Application Data</b>					
	continuation of application No. 09/887,492, filed on Jun. 22, 2001, now Pat. No. 7,630,721, said application No. 12/257,205 is a continuation of application No. 09/902,348, filed on Jul. 10, 2001, now Pat. No. 7,812,856.				
(60)	Provisional application No. 60/214,339, filed on Jun. 27, 2000, provisional application No. 60/243,561, filed on Oct. 26, 2000.				
(51)	<b>Int. Cl.</b>				
	<i>H04L 29/06</i> (2006.01)				
	<i>H04W 4/02</i> (2009.01)				
	<i>G06Q 20/32</i> (2012.01)				
	<i>H04M 1/725</i> (2006.01)				
	<i>H04W 4/00</i> (2009.01)				
	<i>H04W 12/00</i> (2009.01)				
	<i>H04L 29/08</i> (2006.01)				
(52)	<b>U.S. Cl.</b>				
	CPC ..... <i>H04L 63/083</i> (2013.01); <i>H04L 63/0861</i> (2013.01); <i>H04L 67/02</i> (2013.01); <i>H04L 67/04</i> (2013.01); <i>H04L 67/18</i> (2013.01); <i>H04L 67/289</i> (2013.01); <i>H04L 67/2842</i> (2013.01); <i>H04L 67/306</i> (2013.01); <i>H04L 69/329</i> (2013.01); <i>H04M 1/72522</i> (2013.01); <i>H04W 4/008</i> (2013.01); <i>H04W 4/02</i> (2013.01); <i>H04W 12/00</i> (2013.01); <i>H04L 63/102</i> (2013.01); <i>H04L 67/1095</i> (2013.01)				
(58)	<b>Field of Classification Search</b>				
	USPC ..... 455/3.05, 41.1–41.3, 410–414.2, 552.1, 455/509, 411; 379/88.13, 142.05, 903, 379/908, 915, 91; 705/7.14, 14.51; 342/357.1; 713/300				
	See application file for complete search history.				
(56)	<b>References Cited</b>				
	<b>U.S. PATENT DOCUMENTS</b>				
	4,443,387 A 4/1984 Gordon	5,642,378 A 6/1997 Denheyer			
	4,817,948 A 4/1989 Simonelli	5,663,717 A 9/1997 DeLuca			
	4,994,909 A 2/1991 Graves et al.	5,673,317 A 9/1997 Cooper			
	5,036,537 A 7/1991 Jeffers et al.	5,689,549 A 11/1997 Bertocci et al.			
	5,159,592 A 10/1992 Perkins	5,708,961 A 1/1998 Hylton et al.			
	5,164,827 A 11/1992 Paff	5,719,936 A 2/1998 Hillenmayer			
	5,189,632 A 2/1993 Paaajanen et al.	5,724,492 A 3/1998 Matthews, III et al.			
	5,243,415 A 9/1993 Vance	5,726,660 A 3/1998 Purdy et al.			
	5,295,180 A 3/1994 Vendetti et al.	5,729,471 A 3/1998 Jain et al.			
	5,299,117 A 3/1994 Farnbach	5,729,535 A 3/1998 Rostoker et al.			
	5,299,177 A 3/1994 Koch	5,742,521 A 4/1998 Ellenby et al.			
	5,413,345 A 5/1995 Nauck	5,757,916 A 5/1998 MacDoran et al.			
	5,422,816 A 6/1995 Sprague et al.	5,758,088 A 5/1998 Bezaire et al.			
	5,448,291 A 9/1995 Wickline	5,760,824 A 6/1998 Hicks, III			
	5,448,726 A 9/1995 Cramsie et al.	5,760,848 A 6/1998 Cho			
	5,485,504 A 1/1996 Ohnsorge	5,761,697 A 6/1998 Curry et al.			
	5,491,507 A 2/1996 Umezawa et al.	5,763,864 A 6/1998 O'Hagan et al.			
	5,508,731 A 4/1996 Kohorn	5,768,151 A 6/1998 Lowy et al.			
	5,513,384 A 4/1996 Brennan et al.	5,778,187 A 7/1998 Monteiro et al.			
	5,521,958 A 5/1996 Selig et al.	5,793,416 A 8/1998 Rostoker et al.			
	5,530,924 A 6/1996 Miller	5,793,630 A 8/1998 Theimer et al.			
	5,546,538 A 8/1996 Cobbley et al.	5,797,089 A 8/1998 Nguyen			
	5,561,712 A 10/1996 Nishihara	5,802,294 A 9/1998 Ludwig et al.			
	5,579,239 A 11/1996 Freeman et al.	5,806,005 A 9/1998 Hull et al.			
	5,582,015 A 12/1996 Davidson	5,808,695 A 9/1998 Rosser et al.			
	5,585,850 A 12/1996 Schwaller	5,812,819 A 9/1998 Rodwin et al.			
	5,598,208 A 1/1997 McClintock	5,822,324 A 10/1998 Kostrestri et al.			
	5,600,368 A 2/1997 Matthews, III	5,826,185 A 10/1998 Wise et al.			
	5,613,191 A 3/1997 Hylton et al.	5,835,061 A 11/1998 Stewart			
	5,621,732 A 4/1997 Osawa	5,835,858 A 11/1998 Vaihoja et al.			
	5,627,915 A 5/1997 Rosser et al.	5,841,122 A 11/1998 Kirchoff			
		5,847,612 A 12/1998 Birluson			
		5,847,762 A 12/1998 Canfield et al.			
		5,850,352 A 12/1998 Moezzi et al.			
		5,861,881 A 1/1999 Freeman et al.			
		5,864,549 A 1/1999 Honkasalo et al.			
		5,870,465 A 2/1999 Hosbach et al.			
		5,878,211 A 3/1999 Delagrange et al.			
		5,880,732 A 3/1999 Trying			
		5,884,957 A 3/1999 Shoen et al.			
		5,892,554 A 4/1999 DiCicco et al.			
		5,894,320 A 4/1999 Vancelette			
		5,912,700 A 6/1999 Honey et al.			
		5,920,701 A 7/1999 Miller et al.			
		5,922,073 A 7/1999 Shimada			
		5,933,773 A 8/1999 Barvesten			
		5,946,635 A 8/1999 Dominguez			
		D413,881 S 9/1999 Ida et al.			
		5,949,484 A 9/1999 Nakaya et al.			
		5,953,056 A 9/1999 Tucker			
		5,953,076 A 9/1999 Astle et al.			
		5,956,716 A 9/1999 Kenner et al.			
		5,959,539 A 9/1999 Adolph et al.			
		5,979,757 A 11/1999 Tracy et al.			
		5,982,445 A 11/1999 Eyer et al.			
		5,983,005 A 11/1999 Monteiro et al.			
		5,990,958 A 11/1999 Bhedda et al.			
		5,991,382 A 11/1999 Bayless et al.			
		5,991,399 A 11/1999 Graunke et al.			
		5,991,498 A 11/1999 Young			
		5,999,124 A 12/1999 Sheynblat			
		5,999,808 A 12/1999 LaDue			
		6,000,864 A 12/1999 Hanada			
		6,002,720 A 12/1999 Yurt et al.			
		6,002,995 A 12/1999 Suzuki et al.			
		6,003,135 A 12/1999 Bialick et al.			
		6,005,599 A 12/1999 Asai et al.			
		6,005,611 A 12/1999 Gullichsen et al.			
		6,005,927 A 12/1999 Rahrer et al.			
		6,006,105 A 12/1999 Rostoker et al.			
		6,009,336 A 12/1999 Harris et al.			
		6,014,694 A 1/2000 Aharoni et al.			
		6,016,348 A 1/2000 Blatter et al.			
		6,021,433 A 2/2000 Payne et al.			
		6,023,606 A 2/2000 Monte et al.			
		6,026,119 A 2/2000 Funk et al.			
		6,029,000 A 2/2000 Woolsey et al.			
		6,034,621 A 3/2000 Kaufman			
		6,034,716 A 3/2000 Whiting et al.			

## US 9,646,444 B2

Page 3

(56)

## References Cited

## U.S. PATENT DOCUMENTS

6,043,837	A	3/2000	Driscoll, Jr. et al.	6,434,398	B1	8/2002	Inselberg
6,049,718	A	4/2000	Stewart	6,434,403	B1	8/2002	Ausems et al.
6,055,229	A	4/2000	Dorenbosch et al.	6,434,530	B1	8/2002	Sloane et al.
6,058,106	A	5/2000	Cudak et al.	6,442,637	B1	8/2002	Hawkins et al.
6,058,422	A	5/2000	Ayanoglu et al.	6,443,840	B2	9/2002	Von Kohorn
6,064,860	A	5/2000	Ogden	6,456,334	B1	9/2002	Duhault
6,069,648	A	5/2000	Suso et al.	6,457,078	B1	9/2002	Magro et al.
6,069,896	A	5/2000	Borgstahl et al.	6,466,202	B1	10/2002	Suso et al.
D426,527	S	6/2000	Sakaguchi	6,470,378	B1	10/2002	Tracton et al.
6,073,013	A	6/2000	Agre et al.	6,473,739	B1	10/2002	Showghi et al.
6,073,124	A	6/2000	Krishnan et al.	6,492,997	B1	12/2002	Gerba et al.
6,073,171	A	6/2000	Gaughan et al.	6,493,104	B1	12/2002	Cromer et al.
6,075,812	A	6/2000	Cafarella et al.	6,496,802	B1	12/2002	van Zoest et al.
6,075,987	A	6/2000	Camp, Jr. et al.	6,496,980	B1	12/2002	Tillman et al.
6,076,099	A	6/2000	Chen et al.	6,498,865	B1	12/2002	Brailean et al.
6,076,167	A	6/2000	Borza	6,515,988	B1	2/2003	Eldridge et al.
6,078,954	A	6/2000	Lakey et al.	6,519,771	B1	2/2003	Zenith
6,085,112	A	7/2000	Kleinschmidt et al.	6,522,352	B1	2/2003	Strandwitz et al.
6,095,423	A	8/2000	Houdeau et al.	6,525,762	B1	2/2003	Mileski et al.
6,099,409	A	8/2000	Brenner et al.	6,526,034	B1	2/2003	Gorsuch
6,100,925	A	8/2000	Rosser et al.	6,526,335	B1	2/2003	Treyz et al.
6,104,414	A	8/2000	Odryna et al.	6,529,519	B1	3/2003	Steiner et al.
6,104,815	A	8/2000	Alcorn et al.	6,535,493	B1	3/2003	Lee et al.
6,108,365	A	8/2000	Rubin et al.	6,549,624	B1	4/2003	Sandru
6,111,863	A	8/2000	Rostoker et al.	6,549,625	B1	4/2003	Rautila et al.
6,115,615	A	9/2000	Ota et al.	6,560,443	B1	5/2003	Vaisanen et al.
6,118,493	A	9/2000	Duhault et al.	6,564,070	B1	5/2003	Nagamine et al.
6,121,966	A	9/2000	Teodosio et al.	6,564,380	B1	5/2003	Murphy
6,124,862	A	9/2000	Boyken et al.	6,570,889	B1	5/2003	Stirling-Gallacher et al.
6,128,143	A	10/2000	Nalwa	6,571,221	B1	5/2003	Stewart et al.
6,131,025	A	10/2000	Riley et al.	6,574,266	B1	6/2003	Haartsen
6,133,946	A	10/2000	Cavallaro et al.	6,578,203	B1	6/2003	Anderson, Jr. et al.
6,137,525	A	10/2000	Lee et al.	6,579,203	B2	6/2003	Wang et al.
6,141,347	A	10/2000	Shaughnessy et al.	6,591,297	B1	7/2003	Challener et al.
6,144,375	A	11/2000	Jain et al.	6,602,191	B2	8/2003	Quy
6,144,402	A	11/2000	Norsworthy et al.	6,603,977	B1	8/2003	Walsh et al.
6,144,702	A	11/2000	Yurt et al.	6,608,633	B1	8/2003	Sciammarella et al.
6,154,172	A	11/2000	Piccioneilli et al.	6,615,186	B1	9/2003	Kolls
6,154,250	A	11/2000	Honey et al.	6,622,017	B1	9/2003	Hoffman
6,167,092	A	12/2000	Lengwehasatit	6,624,846	B1	9/2003	Lassiter
6,169,568	B1	1/2001	Shigetomi	6,625,580	B1	9/2003	Tayama
6,173,317	B1	1/2001	Chaddha et al.	6,631,522	B1	10/2003	Erdelyi
6,175,517	B1	1/2001	Jigour et al.	6,647,015	B2	11/2003	Malkemes et al.
6,178,426	B1	1/2001	Klein et al.	6,657,654	B2	12/2003	Narayanaswami
6,182,084	B1	1/2001	Cockrell et al.	6,658,019	B1	12/2003	Chen et al.
6,192,257	B1	2/2001	Ray	6,665,291	B1	12/2003	Shahdad et al.
6,195,680	B1	2/2001	Goldszmidt et al.	6,669,346	B2	12/2003	Metcalf
6,204,843	B1	3/2001	Freeman et al.	6,675,386	B1	1/2004	Hendricks et al.
6,215,484	B1	4/2001	Freeman et al.	6,681,398	B1	1/2004	Verna
6,222,937	B1	4/2001	Cohen et al.	6,684,250	B2	1/2004	Anderson et al.
6,227,974	B1	5/2001	Eliat et al.	6,690,947	B1	2/2004	Tom
6,252,586	B1	6/2001	Freeman et al.	6,694,150	B1	2/2004	Standke et al.
6,256,019	B1	7/2001	Allport	6,697,018	B2	2/2004	Stewart
6,269,483	B1	7/2001	Broussard	6,714,797	B1	3/2004	Rautila
6,271,752	B1	8/2001	Vaios	6,728,518	B1	4/2004	Scrivens et al.
6,278,884	B1	8/2001	Kim	6,731,940	B1	5/2004	Nagendran
6,285,889	B1	9/2001	Nykanen et al.	6,738,841	B1	5/2004	Wolff
6,286,029	B1	9/2001	Delph	6,741,250	B1	5/2004	Furlan et al.
6,289,464	B1	9/2001	Wecker et al.	6,751,221	B1	6/2004	Saito et al.
6,295,094	B1	9/2001	Cuccia	6,754,509	B1	6/2004	Yu et al.
6,317,039	B1	11/2001	Thomason	6,757,262	B1	6/2004	Weisshaar et al.
6,317,776	B1	11/2001	Broussard et al.	6,757,740	B1	6/2004	Parekh et al.
6,356,661	B1	3/2002	Wen	6,766,036	B1	7/2004	Pryor
6,359,902	B1	3/2002	Putzolu	6,769,028	B1	7/2004	Sass et al.
6,360,101	B1	3/2002	Irvin	6,769,127	B1	7/2004	Bonomi et al.
6,363,254	B1	3/2002	Jones et al.	6,774,926	B1	8/2004	Ellis et al.
6,366,614	B1	4/2002	Pian et al.	6,782,102	B2	8/2004	Blanchard et al.
6,373,842	B1	4/2002	Coverdale et al.	6,813,608	B1	11/2004	Baranowski
6,379,059	B2	4/2002	Kaplan	6,819,354	B1	11/2004	Foster et al.
6,385,772	B1	5/2002	Courtney	6,839,080	B2	1/2005	Meyers
6,389,473	B1	5/2002	Carmel et al.	6,853,851	B1	2/2005	Rautiola et al.
6,400,264	B1	6/2002	Hsieh	6,853,973	B2	2/2005	Mathews et al.
6,400,946	B1	6/2002	Vazvan et al.	6,859,791	B1	2/2005	Spagna et al.
6,405,371	B1	6/2002	Oosterhout et al.	6,877,134	B1	4/2005	Fuller et al.
6,424,369	B1	7/2002	Adair et al.	6,889,384	B1	5/2005	Soloff
				6,895,216	B2	5/2005	Sato et al.
				6,912,513	B1	6/2005	Candelore
				6,931,290	B2	8/2005	Forest
				6,934,510	B2	8/2005	Katayama





(56)

## References Cited

## FOREIGN PATENT DOCUMENTS

## OTHER PUBLICATIONS

- U.S. Appl. No. 10/940,259, filed Sep. 13, 2004, Kenyon.
- U.S. Appl. No. 95/001,565, filed Mar. 4, 2011, Ortiz et al.
- U.S. Appl. No. 95/001,566, filed Mar. 7, 2011, Ortiz et al.
- U.S. Appl. No. 95/001,567, filed Mar. 7, 2011, Ortiz et al.
- U.S. Appl. No. 95/001,568, filed Mar. 7, 2011, Ortiz et al.
- U.S. Appl. No. 95/002,393, filed Sep. 15, 2012, Ortiz et al.
- U.S. Appl. No. 60/136,589, filed May 28, 1999, Tanskanen et al.
- U.S. Appl. No. 60/191,003, filed Mar. 21, 2000, Rittmaster et al.
- U.S. Appl. No. 60/194,761, filed Apr. 3, 2000, Herringshaw et al.
- U.S. Appl. No. 60/205,942, filed May 18, 2000, Kaiman et al.
- U.S. Appl. No. 60/212,125, filed Jun. 16, 2000, Fransdonk.
- U.S. Appl. No. 60/230,667, filed Sep. 7, 2000, Anders et al.
- U.S. Appl. No. 60/233,771, filed Sep. 19, 2000, Stennicke.
- U.S. Appl. No. 60/241,776, filed Oct. 18, 2000, Doctor et al.
- U.S. Appl. No. 60/243,561, filed Oct. 26, 2000, Ortiz et al.
- U.S. Appl. No. 60/250,944, filed Dec. 1, 2000, Davies et al.
- U.S. Appl. No. 60/250,947, filed Dec. 1, 2000, Davies et al.
- U.S. Appl. No. 09/887,492, filed Jun. 22, 2001, Ortiz.
- U.S. Appl. No. 09/902,348, filed Jul. 10, 2001, Ortiz et al.
- U.S. Appl. No. 12/257,205, filed Oct. 23, 2008, Ortiz et al.
- Adamson, W. A., et al., "Secure Distributed Virtual Conferencing: Multicast or Bust," *CITI Technical Report 99-1*, Center for Information Technology Integration, University of Michigan, Ann Arbor, Jan. 25, 1999, pp. 1-7.
- "Advisory/Be Here Corporation Gives Consumers Up Close View of the Summer X-Games with 360-Degree Internet Coverage," *Business Wire*, Aug. 17, 2000, 3 pages.
- AdiveSky System, 1999-2001, printed Apr. 12, 2006, 1 page.
- Alderton, M., The Bluetooth question, *Mobile Dev & Design*, Jan. 1, 2001, 5 pages.
- Alm, R., "New Arena a Technical Marvel," *The Dallas Morning News*, Oct. 15, 2000, pp. 1-6.
- Almeida, J. M. et al., Analysis of Educational Media Server Workloads, Proceedings of the 11th International Workshop on Network and Operating Systems Support for Digital Audio and Video, Port Jefferson, NY, Jun. 25-26, 2001, 10 pages.
- Alven, D. et al., Does it take a WISP to manage a wisp of hotspots—Analysis of the WLAN market from a WISP perspective, Master Thesis, Royal Institute of Technology, Stockholm, Feb. 2002, 117 pages.
- Apostolopoulos, J. G. et al., Video streaming: Concepts, Algorithms, and Systems, Hewlett-Packard Company, Sep. 18, 2002, 25 pages.
- Appeal Decision and Transcript, U.S. Appl. No. 10/620,098, dated Jan. 29, 2010 and Feb. 2, 2010, 19 pages.
- Aramvith, S. et al., A Coding Scheme for Wireless Video Transport with Reduced Frame-Skipping, SPIE Proceedings of Visual Communications and Image Processing (2000) 4067, 9 pages.
- Asbun, E. et al., Real-time Error Concealment in Compressed Digital Video Streams, Picture Coding Symposium, 1999, 4 pages.
- Austen, News Watch; Samsung Puts a Colorful Twist on Its Handheld-Phone Hybrid, <http://www.nytimes.com/2001/04/19/technology/news-watch-samsung-puts-a-colorful-twist-on-its-handheld-phone-hybrid.html>, Apr. 19, 2001.
- Baldocchi, Palo Alto Patch, AT&T Gives Stanford Stadium Wi-Fi Stanford becomes the first campus to offer Wi-Fi access in all of its sporting venues, <http://paloalto.patch.com/articles/att-gives-stanford-stadium-wifi-access>, May 20, 2011.
- Barbero, M. et al., "A Bit-Rate Reduction System for HDTV Transmission," *IEEE Transactions on Circuits and Systems for Video Technology* (1991) 1(1):4-13.
- "Basset", Response to Office Action dated Sep. 17, 2002 (15 pages).
- Batra, P. et al., Effective algorithms for video transmission over wireless channels, *Signal Processing: Image Communication* (1998) 12(2):147-168 abstract.
- Battista, et al., "MPEG-4: A Multimedia Standard for the Third Millennium, Part 1," 1070-986X/99, *IEEE* (1999) pp. 74-83.
- Begun, Newsweek, Baseball Good Eye, <http://www.immersionwireless.com/newsweek.pdf>, Apr. 8, 2002.
- Bergstein, B., "Click Me Out to the Ballgame, Web-Wired Stadiums Aim to Spur Evolution of Spectator Sports," *Las Vegas Review Journal*, Online Edition, Oct. 20, 2000, pp. 1-4.
- Bergstein, B., "Having a Ball with Technology, High-Tech Firms Teaming up with Pro Sports Venues," [www.abcnews.com](http://www.abcnews.com), Sep. 27, 2000, pp. 1-2.
- Billingshurst, K., "Wireless Internet adds a new dimension," *Contact Magazine* (1999) No. 14, Ericsson, Exhibit 2 of Case No. 1:10-cv-00433-JB-KBM, 3 pages.
- Bjork, S. et al., WEST: A Web Browser for Small Terminals, *UIST* (1999) Asheville, NC, CHI Letters 1(1):187-196.
- Blum, *Huffington Post*, Baseball Instant Reply to Begin Thursday, <http://www.huffingtonpost.com/2008/08/26/baseball-instant>; Aug. 26, 2008.
- Boyer, S., "Product likely to be home run with sports fans," *DFW TechBiz*, Aug. 21, 2000, pp. 1-3.
- Boyer, S., Dallas-Fort Worth Tech Biz, Front Row Takes a Look at the Old ball Game, Jul. 16, 2001, United States.
- Bradshaw, M. K. et al., Periodic Broadcast and Patching Services—Implementation, Measurement, and Analysis in an Internet Streaming Video Testbed, *SIGMM* (2001) Ottawa, Ontario, Canada, 14 pages.
- Braff, MLB Network Covers All MLB Clubs, 1,800 Clubs for '30 Clubs in 30 Days', <http://sportsvideo.org/main/blog/2011/03/21/mlb-network-covers-all-mlb-clubs-1800-miles-for-%e2%80%9830-clubs-in-30-days%e2%80%99/>, Mar. 21, 2011.
- Braves Join the Insider Team, <http://www.immersionwireless.com/atbusinesschronicle.pdf>, created Aug. 23, 2005.
- Broadcasting, Wikipedia, [http://en.wikipedia.org/wiki/Broadcasting#cite\\_note-0](http://en.wikipedia.org/wiki/Broadcasting#cite_note-0) (Accessed May 25, 2011).
- Byers, J. W. et al., A Digital Fountain Approach to Reliable Distribution of Bulk Data, Proceedings of the ACM SIGCOMM Conference on Applications, technologies, architectures, and protocols for computer communication (1998) New York, NY, pp. 56-67.
- Campbell, A. T., QOS-aware Middleware for Mobile Multimedia Communications, *Multimedia Tools and Applications* (1998) 7:67-82.
- Capin, et al., "Efficient Modeling of Virtual Humans in MPEG-4," 0-7803-6536-4/00, *IEEE* (2000), pp. 1-4.
- Carnoy, D., "LG TP3000" *CNET Wireless*, Aug. 17, 2000, pp. 1-2.
- Carroll, K., "Fans take to ChoiceSeats: Interactive technology, e-commerce expand to sporting events," *Telephony Online*, Jan. 10, 2000, 2 pgs.
- Celik, M., Digital Video Transmission over Wireless Channels, Apr. 30, 2000, 13 pages.
- Chalmers, M. et al., Designing the augmented stadium, Department of Computing Sciences, University of Glasgow, 2006, 8 pages.
- Chandra, S., Wireless Network Interface Energy Consumption: Implications for Popular Streaming Formats, *Multimedia Systems* (2003) 9(2):185-201.
- Chang, S.-F et al., Real-Time Content-Based Adaptive Streaming of Sports Video, IEEE Workshop on Content-Based Access of Image and Video Libraries (2001) Kauai, HI, pp. 139-146.
- Chawathe, Y. D., Scattercast: An Architecture for Internet Broadcast Distribution as an Infrastructure Service, Dissertation, Doctor of Philosophy in Computer Science, University of California, Berkeley, Fall 2000, 161 pages.
- Chen, S. et al., Distributed Quality-of-Service Routing in Ad Hoc Networks, *IEEE Journal on Selected Areas in Communications* (1999) 17(8):1488-1505.
- Chen, MP3 Player s in the Year 2000 Were Not So Good (But We Still Loved Them) <http://gizmodo.com/5437243/mp3-players-in-the-year-2000-were-not-so-good-but-we-still-loved-them>, (Dec. 30, 2009).
- Cherriman, P. et al., "Orthogonal Frequency-Division Multiplex Transmission of H.263 Encoded Video over Highly Frequency-Selective Wireless Networks," *IEEE Transactions on Circuits and Systems for Video Technology* (1999) 9(5):701-712.

(56)

**References Cited**

## OTHER PUBLICATIONS

- Childers, L. et al., ActiveSpaces on the Grid: The Construction of Advanced Visualization and Interaction Environments, Simulation and Visualization on the Grid, vol. 13 of the series Lecture Notes in Computational Sciences and Engineering (2000) Springer-Verlag, Berlin, pp. 64-80.
- "ChoiceSeat, Live Interactive Event Entertainment," www.choiceseat.com, Oct. 15, 2000 pp. 1-5.
- Chow, R. K. Y. et al., Scalable Video Delivery to Unicast Handheld-based Clients, IEEE International Conference on Networks Sep. 5-8, 2000, pp. 93-98.
- CNET, Shakedown, [http://download.cnet.com/MP3-Player-2000/3000-2133\\_4-10040702.htm](http://download.cnet.com/MP3-Player-2000/3000-2133_4-10040702.htm) (Feb. 28, 2000).
- CNET, "Cell phone video start-up files for IPO" [http://news.cnet.com/Cell-phone-video-start-up-files-for-IPO/2100-1033\\_3-238076.html](http://news.cnet.com/Cell-phone-video-start-up-files-for-IPO/2100-1033_3-238076.html) (Mar. 16, 2000).
- "Contactless Applications for PDAs"; Inside Technologies, Cartes 2000, Aug. 2000, pp. 1-14.
- IDS initiated by Examiner acknowledged Dec. 5, 2011.
- Crouch, PCWorld, Cyber Super Bowl Has Its Limits, Web sites and wireless services bring football to your PC or PDA, but TV has a lock on the field, [http://www.pcworld.com/article/38905/cyber\\_super\\_bowl\\_has\\_its\\_limits.html](http://www.pcworld.com/article/38905/cyber_super_bowl_has_its_limits.html), Jan. 18, 2001.
- Dachman, J., Sports Video Group, NBA Digital's Perez on Cord Cutting: Adapt or 'Risk Losing a Generation of Fans', Published May 13, 2011, <http://sportsvideo.org/main/blog/2011/05/13/nba-digital%E2%80%99s-perez-on-cord-cutting-adapt-or-%E2%80%98risk-losing-an-entire-generation-of-fans%E2%80%99/>.
- De, P. et al., WiVision: A Wireless Video System for Real-Time Distribution and On-Demand Playback, First IEEE Consumer Communication and Networking Conference (2004) Las Vegas, NV, Jan. 5-8, pp. 575-580.
- Derose, J. F., The Wireless Data Handbook, Fourth Edition, John Wiley & Sons, Inc., New York, 1999, 395 pages.
- Dierks, T. et al., "The TLS Protocol Version 1.0," Network Working Group (1999) The Internet Society, 160 pages.
- Dittmann, J. et al. (eds.), "Multimedia and Security," Workshop at ACM Multimedia '98, Sep. 12-13, Bristol, U.K., 137 pages.
- Dunkels, A., Minimal TCP/IP implementation with proxy support, SICS Technical Report, T2001:Feb. 20, 2001, 81 pages.
- Easton, J., Going Wireless: Revolutionize Your Business with Mobile Technology, Harper Information (2002) abstract.
- Elsen, I. et al., Streaming Technology in 3G Mobile Communication Systems, Computer Sep. 2001, pp. 46-52.
- Engman, A., High Performance Video Streaming on Low End Systems, M. Sc. Thesis in Electrical Engineering, Telia Research AB, Nattjanster Division, Stockholm, Dec. 1999, 47 pages.
- New Ericsson demo facility lets visitors test drive 3G wireless internet, Ericsson Press Release, Jul. 20, 1999, 1 page.
- Ericsson Press Release, Creating new possibilities for mobile multimedia broadcasting, Oct. 11, 1999, 3 pages.
- Ericsson Stages Live Global ECDMA Multi-party Link-up, Business Wire, Feb. 24, 2000, 2 pages.
- Erlanson, C. et al., WAP—The wireless application protocol, Ericsson Review (1998)4:150-153.
- E-Stadium Fans have the game in the palms of their hands, Sep. 30, 2005, 1 page.
- EvanyK FCC, Reply to the American Power Association in the matter of Carrier Current Systems including Broadband over Power Line Systems (Jun. 21, 2004).
- FCC 00-289, Annual Report and Analysis of Competitive Market Conditions with Respect to Commercial Mobile Services, Fifth Report, Aug. 3, 2000, 183 pages.
- Fitzek, F. H. P. et al., A Prefetching Protocol for Continuous Media Streaming in Wireless Environments, IEEE Journal on Selected Areas in Communications (2001) 19(10):2015-2028.
- Forman, G. H., et al., The Challenges of Mobile Computing, Computer (1994) 27(4):38-47.
- Frankhauser, G. et al., The WaveVideo System and Network Architecture: Design and Implementation, TIK Technical Report No. 44 Jun. 1998, 28 pages.
- Frodigh, M. et al., Future-Generation Wireless Networks, IEEE Personal Communications Oct. 2001, pp. 10-17.
- George, T., "PDAs Bring Sports Fans Closer to Athletes," InformationWeek Dec. 14, 2001 <http://www.informationweek.com/pdas-bring-sports-fans-closer-to-athlete/6508218>, Exhibit 4 of Case No. 1:10-cv-00433-00433-JB-KBM, 2 pages.
- Girod, B. et al., Scalable Video Coding with Multiscale Motion Compensation and Unequal Error Protection, Multimedia Communications and Video Coding Part III (1996) Springer US, New York, pp. 475-482.
- Girod, B. et al., Feedback-Based Error Control for Mobile Video Transmission, Proceedings of the IEEE (1999) 87(10):1707-1723.
- Girod, B. et al., Chapter 12: Wireless Video, Compress Video Over Networks, Sun, M.-T. et al. (eds.), Nov. 14, 1999, 38 pages.
- Glenn, R. et al., Wireless Information Technology for the 21st Century, Information Technology Laboratory, National Institute of Standards and Technology, Feb. 17, 1999, 64 pages.
- Goodman, D. J., The Wireless Internet Promises and Challenges, Computer Jul. 2000, pp. 36-41.
- Gordon, K., "Interactive Broadband Video at the Garden," *Digital Video Magazine* Apr. 2000, 11 pages.
- Greenman, New York Times, What's Next; Next Step for Cell Phones: Adding Pictures to the Conversation, <http://select.nytimes.com/qst/abstract.html?res=E40E17FD34580C768EDDA80894D9404482>, Jan. 25, 2001.
- Griffioen, J. et al., Experience Developing Wireless Networks for Interactive Multimedia Instructions, 28th Annual Frontiers in Education Conference (1998) Tempe, AZ, Nov. 4-7, pp. 1005-1010 vol. 3.
- Gunnarsson, M., Enabling Multi-Access Services with the Always Best Connected Concept, Ericsson Oct. 2003, 17 pages.
- Gupta, P. et al., The Capacity of Wireless Networks, IEEE Transactions on Information Theory (2000) 46(2):388-404.
- Gussow, D., "Sittin' in the captain's chair," *St. Petersburg Times* Mar. 30, 1998 4 pages.
- Hayden, T., Vivid Sky Launches SkyBOX for Major League Sports Fans at Demofall Feb. 8, 2006, 1 page.
- Heinzelman, W. B., Application-Specific Protocol Architectures for Wireless Networks, Doctor of Philosophy, Massachusetts Institute of Technology, Jun. 2000, 154 pages.
- Hibbert, L., "Decision you can't argue with," *Professional Engineering* Jul. 7, 1999, 12(13):26-27.
- Higgins, Region Focus, Virtual Vroom! <http://www.immersionwireless.com/regionfocus.pdf>, created Aug. 23, 2005.
- Holbrook, H. W. et al., IP Multicast Channels: Express Support for Large-scale Single-source Applications, Proceedings of the Conference on Applications Technologies, Architectures, and Protocols for Computer Communication (1999) New York, pp. 65-78.
- Holmquist, L. E., Breaking the Screen Barrier, Gothenburg Studies in Informatics, Report 16 May 2000, Department of Informatics, Goteborg University, Sweden, 152 pages.
- Horn, U. et al., Scalable Video Coding for Multimedia Applications and Robust Transmission over Wireless Channels, 7th International Workshop on Packet Video (1996) pp. 43-48.
- Horn, B., Sports in America: Instant Replay's Success Wasn't Immediate for Verna, The Dallas Morning News, Sunday, Jan. 25, 1998, United States.
- IEEE Std 802.11-1997, Part 11: Wireless LAN Medium Access Control (MAC) and Physical Layer (PHY) Specifications, Jun. 26, 1997, 459 pages.
- IEEE Computer Society, "IEEE Standard Glossary of Computer Networking Terminology," Jun. 30, 1995 (7pages).
- IEEE Computer Society, IEEE Std 802.11a-1999(R2003), "Part 11: Wireless LAN Medium Access Control (MAC) and Physical Layer (PHY) specifications. High-speed Physical Layer in the 5 GHz Band." 1999 (91 pages).
- IEEE Computer Society, IEEE Std 802.11b-1999(R2003), "Part 11: Wireless LAN Medium Access Control (MAC) and Physical Layer

(56) **References Cited**

## OTHER PUBLICATIONS

- (PHY) specifications: Higher-speed Physical Layer Extension in the 2.4 GHz band." 2000 (96 pages).
- International Telecommunication Union, "Data Networks and Open System Communications Open Systems Interconnection—Model and Notation ITU-T Recommendation X.200," Jul. 1994 (63 pages).
- Isidore, C., Baseball's secret Success Story, CNNMoney.com. Dec. 23, 2005, 3 pages.
- Iwata, A. et al., Scalable Routing Strategies for Ad Hoc Wireless Networks, IEEE Journal on Selected Areas in Communications (1999) 17(8):1369-1379.
- Jason, Yankee Stadium Will Continue to be Safe from iPads and Kindles, <http://itsaboutthemoney.net/archives/2011/03/28/yankee-stadium-will-continue-to-be-safe-from-ipads-and-kindles/>, Mar. 28, 2011.
- Jiang, Z. et al., Incorporation Proxy Services into Wide Area Cellular IP Networks, IEEE Wireless Communications and Networking Conference (2000) Chicago, IL, Sep. 23-28, pp. 246-252.
- Johnson, D. B., Dynamic Source Routing in Ad Hoc Wireless Networks, Mobile Computing (1996) Springer, Imielinski T. et al. (eds.), pp. 153-181.
- Johnson, The Guardian.co.uk, Ten Years of Technology 2000, <http://www.guardian.co.uk/technology/blog/2009/dec/11/technology-decade-2000?intmp=239>, Dec. 11, 2009, San Francisco, California, USA.
- Johnston, A. et al., Ericsson's WebOnAir Information Server, Ericsson Review (2000) 4:264-274.
- Jonsson, L.-E., ROBust Checksum-based header COmpression (ROCCO), Ericsson Research, Sweden, Nov. 9, 1999, 17 pages.
- Kalva, H. et al., Implementing Multiplexing, Streaming, and Server Interaction for MPEG-4, IEEE Transactions on Circuits and Systems for Video Technology (1999) 9(8):1299-1312.
- Katkere, A. et al., Multiple Perspective Interactive Video, International Joint Conference on Artificial Intelligence (1995) 14(2):2063-2064.
- Katz, R. H., Adaptation and Mobility in Wireless Information Systems, IEEE Personal Communications (1995) 1:6-17.
- Kellerer, W. et al., IP based enhanced Data Casting Services over Radio Broadcast Networks, 1st European Conference on Universal Multiservice Networks (2000) Colmar, Oct. 2-4, pp. 195-203.
- Kent, S. et al., Network Working Group, RFC 2401, Security Architecture for the Internet Protocol, Nov. 1998, 66 pages.
- Kent, S. et al., Network Working Group, RFC 2402, IP Authentication Header, Nov. 1998, 22 pages.
- Kieskowski, StreamingMedia.com, Content Prophets: Floating Balloons for Wireless Content, <http://www.streamingmedia.com/Articles/ReadArticle.aspx?ArticleID=64198&PageNum=2>, Jun. 6, 2001.
- Kovisto, A., Multimedia Presentation and Transmission Standards and Their Support for Automatic Analysis, Conversion and Scaling: A Survey, Language and Media Processing Laboratory Mar. 2000, LAMP-TR-039, 46 pages.
- Kozamernik, F., Media Streaming over the Internet—an overview of delivery technologies, EBU Technical Review Oct. 2002, 15 pages.
- Kuri, J. et al., Reliable Multicast in Multi-access Wireless LANS, Eighteenth Annual Joint Conference of the IEEE Computer and Communications Societies (1999) New York, Mar. 21-25, pp. 760-767 vol. 2.
- Larzon, L. -A., A Lighter UDP, Thesis, Division of Computer Communications, Depart. of Computer Science and Electrical Engineering, Lulea University of Technology, Lulea, Sweden, Dec. 1999, 55 pages.
- Latour, A., New Video Technology Lets Users Manipulate What They Watch, The Wall Street Journal, Dec. 7, 2000, 4 pages.
- Lauterbach, T., et al., "Multimedia Environment for Mobiles (MEMO)—Interactive Multimedia Services to Portable and Mobile Terminals," Robert Bosch Multimedia-Systems GmbH & Co., KG., Hildesheim, Germany, 1997, pp. 1-6.
- Lee, S.-J. et al., Ad hoc Wireless Multicast with Mobility Prediction, Eight International Conference on Computer Communications and Networks (1999) Boston, MA, Oct. 11-13, pp. 4-9.
- Lee, S.-J. et al., A Performance Comparison Study of Ad Hoc Wireless Multicast Protocols, IEEE INFOCOM (2000), pp. 565-574.
- Lee, H. et al., Fischlar on a PDA: Handheld User Interface Design to a Video Indexing, Browsing and Playback System, International Conference on Universal Access in Human-Computer Interaction (2001) New Orleans, LA, Aug. 5-10, 5 pages.
- Lewiston Morning Tribune, Apr. 30, 2002. <http://news.google.com/newspapers?id=cqF1AAAAIBAJ&sjid=EDIMAAAAIBAJ&pg=3406.4067799>.
- Li, A. H., et al. (eds.), Video Streaming Services—Stage 1, 3rd Generation Partnership Project 2, Version 1.0, Jul. 10, 2000, 18 pages.
- Marriott, M., "Video Technology to Make the Head Spin," The New York Times, Mar. 2, 2000, 2 pages.
- Mauve, M. et al., An Application Developer's Perspective on Reliable Multicast for Distributed Interactive Media, ACM SIGCOMM Computer Communication Review Jul. 2000, 12 pages. MemoryStock.com, <http://www.memorystock.com/ram/IBMWorkPadz50RAM.html>, RAM upgrade for IBM Workpad z50 Laptops (50 a maximum 48Mb RAM).
- Merriam-Webster, Incorporation, "Merriam-Webster's Collegiate Dictionary," 10th Edition, Springfield, MA, 1998, p. 583.
- Microsoft Computer Dictionary, Fifth Edition, p. 232 and 304, Microsoft Press, Redmond, WA 2002.
- Microsoft NetShow—A Now outdated Active Streaming and RealMedia A/V tool Note: NetShow has been supplanted by the new Windows Media Player, ServerWatch, Jun. 25, 2002, 3 pages.
- "Microsoft Windows Embedded, CE Product information," Microsoft.com, Feb. 6, 2001 (3 pages).
- MLB Press Release, [http://mlb.mlb.com/news/article.isp?ymd=20101212&content\\_id=16309080&c\\_id=mlb](http://mlb.mlb.com/news/article.isp?ymd=20101212&content_id=16309080&c_id=mlb), Dec. 12, 2010.
- MLB Press Release, MLB to launch limited instant replay on Thursday, Aug. 28, [http://mlb.mlb.com/content/printer\\_friendly/mlb/V2008/m08/](http://mlb.mlb.com/content/printer_friendly/mlb/V2008/m08/), Aug. 26, 2008.
- MobiTV, <https://www.mobitv.com>, printed Apr. 15, 2016, 10 pages.
- Montelius, F. et al., Streaming Video in Wireless Networks—Service and Technique, Thesis, Linkoping Department of Electrical Engineering, Dec. 11, 2001, Linkoping, Sweden, 126 pages.
- Mooij, W., "Advances in Conditional Access Technology," International Broadcasting Convention (1997) Sep. 12-16, Conference Publication No. 447, pp. 461-464.
- Moura, J. M. F. et al., Retrieving quality video across heterogenous networks—Video over Wireless, IEEE Personal Communications (1996) 3(1):44-54.
- Mowery, J., "What's the Difference Between 60Hz and 120Hz?" <http://www.ledtv.org/content/whats-difference-between-60hz-and-120hz>, (Nov. 17, 2010).
- Nedovic, V. et al., Delivery of Near Real-Time Soccer Match Highlights to Wireless PDA Devices, Dec. 2002, 6 pages.
- NetAid, Wikipedia—the free encyclopedia, printed Apr. 15, 2016, 3 pages.
- NFL, <http://www.nfl.com/kickoff/sotry/09000d5d601e3eb1/article/new-rules-for-2007/>, United States.
- Nguyen, The Stanford Daily, Athletics Venues to Feature Wi-Fi, <http://www.stanforddaily.com/2011/05/23/athletics-venues-to-feature-wi-fi/>, May 23, 2011.
- Nilsson, T., Toward third-generation mobile multimedia communication, Ericsson Review No. 3 (1999) pp. 122-131.
- Norris, The Guardian.co.uk, Mobile Matters, <http://www.guardian.co.uk/technology/2002/dec/12/mobilephones.onlinesupplement/print>, Dec. 12, 2002, UK.
- Norris, The Guardian.co.uk, Phone firms race 3G Headache, <http://www.guardian.co.uk/technology/2004/feb/28/mobilephones/ashleynorris/print>, Feb. 28, 2004, UK.
- Norris, The Guardian.co.uk, Mobile Phones Steal the Show, <http://www.guardian.co.uk/technology/2004/mar/22/mobilephones.onlinesupplement/print>, Mar. 22, 2004, UK.

## US 9,646,444 B2

Page 8

(56) **References Cited**

## OTHER PUBLICATIONS

- Office Actions dated Feb. 3, 2009, Aug. 19, 2009, Apr. 13, 2010, and Feb. 14, 2011 in U.S. Appl. No. 10/015,458 (141 pages).
- Office Action dated Nov. 6, 2015 in U.S. Appl. No. 14/259,899.
- Ogunnaike, Concertgoers Multitasking to Stravinsky, New York Times, Published May 29, 2004.
- Ojala, T. et al., Mobile Karpat—A Case Study in Wireless Personal area Networking, MUM Oct. 27-29, 2004, College Park, MA, 8 pages.
- Opera Glass Network, <http://www.operaglassnetworks.com>, printed Apr. 15, 2016, 1 page.
- Oracle Video Server, Introducing Oracle Video Server, Release 3.0, Feb. 1998, 76 pages.
- Oracle Video Server in the Broadcast Industry. An Oracle Technical White Paper, Apr. 1999, 15 pages.
- Ortiz U.S. Pat. No. 7,149,549 raises SNQ as to Requester U.S. Pat. No. in U.S. Appl. No. 90/012,391, Decision Granting Ex Parte Reexamination dated Aug. 27, 2012.
- Ortiz U.S. Pat. No. 7,149,549 and U.S. Pat. No. 7,796,162 raise SNQ as to Requester U.S. Pat. No. 7,486,943 in U.S. Appl. No. 90/009,979, Decision Granting Ex Parte Reexamination Feb. 10, 2012, Certificate Issued Oct. 22, 2012.
- PacketVideo Corporation, Private Company Information—Businessweek, printed Apr. 15, 2016, 2 pages.
- Parnes, P., The mStar Environment—Scalable Distributed Teamwork using IP Multicast, Sep. 1997, Thesis for Division of Software Engineering, Depart. of Computer Science and Electrical Engineering, Lulea University of Technology, Sweden, 74 pages.
- Parnes, P., The mStar Environment—Distributed Collaborative Teamwork in Action, Aug. 7, 1997.
- Parnes, P., The History of the mStar Entertainment, Lulea University of Technology, Sweden, Oct. 11, 1996, 4 pages.
- Parnes, P. et al., Real-Time Control and Management of Distributed Applications using IP-Multicast, Proceedings of the Sixth IFIP/IEEE International Symposium on Integrated Network Management (1999) Boston, MA, May 24-28, 1999, pp. 901-914.
- Parnes, P., An IP-Multicast based Framework for Designing Synchronous Distributed Multi-User Applications on the Internet, Doctoral Thesis, Computer Science and Electrical Engineering, Lulea University of Technology, Nov. 1999, 218 pages.
- Parnes, P. et al., Paper D—mSTAR: Enabling Collaborative Applications on the Internet, Journal of Internet Computing Sep./Oct. 2000, pp. 95-108.
- Pattath, A. et al., Interactive Visualization and Analysis of Network and Sensor Data on Mobile Devices, IEEE Symposium on Visual Analytics Science and Technology (2006) Baltimore, MD, Oct. 31-Nov. 2, pp. 83-90.
- “Peanuts, popcorn and a PC at the old ballpark,” [www.king5.com](http://www.king5.com), Sep. 28, 2000, pp. 1-4.
- Petkovic, M. et al., A Framework for Video Modeling, The Proc. of International Conference on Applied Informatics (2000) 6 pages.
- Pham, T.-L. et al., A Situated Computing Framework for Mobile and Ubiquitous Multimedia Access using Small Screen and Composite Devices, Proceedings of the eighth ACM International Conference on Multimedia (2000) New York, pp. 323-331.
- Phoenix: Baseball & Wireless—Arizona Diamondbacks’ WiFi Web Portal, RCR Wireless News, <http://www.youtube.com/watch?v=TRMWarCA0c>, May 11, 2011.
- Postel, J. RFC 768, User Datagram Protocol, Aug. 28, 1980, 3 pages.
- Postel, J. (eds.), RFC: 791, Internet Protocol, DARPA Internet Program, Protocol Specification, Sep. 1981, 45 pages.
- Postel, J. (eds.), RFC: 793, Transmission Control Protocol, DARPA Internet Program, Protocol Specification, Sep. 1981, 81 pages.
- PR Newswire, iMove™ and InMotion Technologies Partner to Delivery Enhanced Sports Video Solutions Jun. 26, 2000, 4 pages.
- Qian, L. of al., A General Joint Source-Channel Matching Method for Wireless Video Transmission, Data Compression Conference (1999) Snowbird, UT, Mar. 29-31, pp. 414-423.
- Rehm, E., Representing Internet Streaming Media Metadata using MPEG-7 Multimedia Description Schemes, Proceedings of the 2000 ACM workshops on Multimedia (2000) New York, pp. 93-98.
- Requester’s Memorandum in Support of Their Motion to Consolidate and/or Dstay, Case 1: 12-cv-01309-WJ-ACT Document 58 p. 13 of 19 Filed Jan. 17, 2013.
- Response in Opposition to Petition for Writ of Mandamus, Case: 13-144 Document: 11-1 p. 22 Filed: Jan. 23, 2013.
- Results of Search in AppFT Database for U.S. Patents Referencing Bassett: “REF/7010492: 15 patents,” Search performed May 25, 2011.
- ReExam Control No. 90/012,489, Order Granting ReExamination of U.S. Pat. No. 8,045,965, dated Nov. 23, 2012.
- Richer et al., ATSC Digital Television System, Proceedings of the IEEE, vol. 94, No. 1, Jan. 2006, United States.
- Rigney, et al. “Remote Authentication Dial in User Service (RADIUS)” Network Working Group, Apr. 1997, 66 pages.
- Rogier’s Police Page, Sting, Brand New Day Tour (1999), <http://www.dordt.nl/~gugten/tour-s06.htm>; © Rogier van der Gugten, Utrecht, 2002.
- Roman, M. et al., Integrating PDAs into Distributed Systems: 2K and PalmORB, Lecture Notes in Computer Science Sep. 13, 1999 pages.
- Rowe, L. A. et al., BIBS: A Lecture Webcasting System, Mar. 20, 2001, 23 pages.
- Ruel, VYVX, Doctor Design, and Erbes Dev. Group Go to the Ball Game: Watch PC-TV, Internet TV at the Stadium <http://ruel.net/top/box.article.05.htm> (Sep. 1, 1997).
- Rysavy Research, “Strategic Use of Wi-Fi in Mobile Broadband Networks,” Oct. 14, 2010 (13 pages).
- Rysavy, The Spectrum Imperative: Mobile Broadband Spectrum and its Impacts for U.S. Consumers and the Economy an Engineering Analysis, Rysavy Research, May 16, 2011, United States.
- Rysavy, Mobile Broadband Capacity Constraints and the Need for Optimization, Rysavy Research, Feb. 16, 2010, United States.
- Rysavy, Transition to 4G, Rysavy Research, Sep. 1, 2010, United States.
- Rysavy, Net Neutrality Regulatory Proposals: Operational and Engineering Implications for Wireless Networks and the Consumers They Serve, Rysavy Research, Jan. 14, 2010, United States.
- Sachdev, “Rooftop owners seek to extend deal with Cubs by 9 years,” Chicago Tribune, Jan. 30, 2013, [http://articles.chicagotribune.com/2013-01-30/business/chi-wrigley-field-rooftop-owners-20130130\\_1\\_rooftop-owners-rooftop-businesses-cubs-place-signs](http://articles.chicagotribune.com/2013-01-30/business/chi-wrigley-field-rooftop-owners-20130130_1_rooftop-owners-rooftop-businesses-cubs-place-signs).
- Sahasrabudde, L. H. et al., Light-Trees: Optical Multicasting for Improved Performance in Wavelength-Routed Networks, IEEE Communications Feb. 1999, pp. 67-73.
- Salzberg, K. et al., “Intel’s Immersive Sports Vision,” Intel Corporation, Mar. 30, 2001.
- Sampath, L., Wireless/Mobile Video Delivery Architecture, Thesis, Graduate School of the University of Florida, 2000, 88 pages.
- Sanborn, S., “Armchair Quarterbacks go Wireless at 3Com Park,” *InfoWorld*, Sep. 29, 2009, pp. 1-2.
- Santini, S. et al., A Multiple Perspective Interactive Video Architecture for VSAM, Proceedings of the 1998 DARPA Image Understanding Workshop, Monterey, CA, Nov. 1998, 5 pages.
- ScanZ Communications Selects Cadence to Bring New Sports-Officiating Technology to Live, Speed Communications, May 5, 1999, 2 pages.
- “ScanZ Communications Forms Joint Venture with Screenco Ply Ltd,” Business Wire, Oct. 25, 2000 (1 page).
- “ScanZ Communications and Star Bridge Systems Announce Strategic Alliance,” Business Wire, Oct. 21, 1999 (2 pages).
- Schatz, Wall Street Journal, Cell Phone Data-Roaming Rules Get FCC Green Light, Apr. 8, 2011.
- Schmandt, C. et al., Impromptu: Managing Networked Audio Applications for Mobile Users, MoviSYS (2004) Boston, MA, Jun. 6-9, 11 pages.
- Schmidt, B. K., An Architecture for Distributed, Interactive, Multi-Stream, Multi-Participant Audio and Video, Technical Report No. CSL-TR-99-781, Apr. 1999, Stanford University, 46 pages.

## US 9,646,444 B2

Page 9

(56) **References Cited**

## OTHER PUBLICATIONS

- Schmuckler, E., "Best Seat in the House?" *Brandweek* Oct. 16, 2000 41(40):48, 5 pages.
- Screenshot of [www.scanz.com](http://www.scanz.com) as of Jun. 2, 2000(2 pages).
- Screenshot of [www.scanz.com/Consumer\\_Product.htm](http://www.scanz.com/Consumer_Product.htm) as of Jun. 2, 2000 (2 pages).
- Second Declaration of Paul S. Min, PhD, filed in Requester's Comments in Reexam Control No. 95/001,566, 25 pages.
- "Seeing is Believing—Motorola and Packetvideo Demonstrate MPEG-4 Video over GPRS," Press Release, Packetvideo, May 10, 2000, pp. 1-3.
- Servetto, S. D. et al., Video Multicast Over Fair Queueing Networks, Proceedings of the 2000 IEEE International Conference on Image Processing, Vancouver, BC Sep. 10-13, pp. 540-543 vol. 3.
- "SGI at the Pepsi Center"; Silicon Graphics, Inc.; Jul. 2000, pp. 1-2.
- Singh, A., Networking Protocols for Wireless Multimedia Streaming, Research Protect in the Dept. of Electrical Engineering and Computer Sciences; University of California, Berkeley, May 19, 2000, 27 pages.
- SlapChop, <http://slapchopp.wordpress.com/2009/12/30/gizmodos-look-back-at-mp3-players-of-2000-interesting-read/>.
- Smartphone, Wikipedia <http://en.wikipedia.org/wiki/Smartphone> (accessed Feb. 6, 2013).
- Strupczewski, J. "Wireless gadgets give sports fans closer look," Dec. 14, 2001 Reuters News 12:50:05, Exhibit 5 of Case No. 1:10-cv-00433-JB-KBM, 4 pages.
- Talluri, R. et al., A Robust, Scalable, Object-based Video Compression Technique for Very Low Bitrate Coding, *IEEE Transactions on Circuits and Systems for Video Technology* (1997) 7(1):221-233.
- Tamm, G., "100,000 following sailing on the net," *Contact* (2000) No. 3, Mar. 2, Ericsson, Exhibit 3 of Case No. 1:10-cv-00433-JB-KBM, 3 pages.
- Tamm, G., "Mobile Internet takes you to the ice," *Contact* (2000) No. 8, May 18, Ericsson, Exhibit 1 of Case No. 1: 10-cv-00433-JB-KBM, 3 pages.
- Taylor, H. et al., "The Magic Video-on-Demand Server and Real-Time Simulation System," *IEEE Parallel & Distributed Technology* (1995) Summer, pp. 40-51.
- Technical Specifications, IBM WorkPad 10u, retrieved from [http://pdadb.net/index.php?m=specs&id=1135&view=1&c=ibm\\_workpad](http://pdadb.net/index.php?m=specs&id=1135&view=1&c=ibm_workpad) on Aug. 10, 2011 (2 pages).
- Technical Specifications, IBM WorkPad 20X, retrieved from <http://pdadb.net/index.php?m=specs&id=1136&view=1&c=ibm> on Aug. 10, 2011 (3 pages).
- Technical Specifications, IBM WorkPad 22X, retrieved from <http://pdadb.net/index.php?m=specs&id=1139&view=1&c=ibm> on Aug. 10, 2011 (2 pages).
- Technical Specifications, IBM WorkPad 30x, retrieved from <http://pdadb.net/index.php?m=specs&id=1144&view=1&c=ibm> on Aug. 10, 2011 (2 pages).
- Technical Specifications, IBM WorkPad 40u, retrieved from <http://pdadb.net/index.php?m=specs&id=1145&view=1&c=ibm> on Aug. 10, 2011 (2 pages).
- Technical Specifications, IBM WorkPad c3, retrieved from <http://pdadb.net/index.php?m=specs&id=1152&view=1&c=ibm> on Aug. 10, 2011 (2 pages).
- Technical Specifications, IBM WorkPad c500, retrieved from <http://pdadb.net/index.php?m=specs&id=1164&view=1&c=ibm> on Aug. 10, 2011 (2 pages).
- Technical Specifications, IBM Workplace z505, retrieved from <http://pdadb.net/index.php?m=specs&id=1165&view=1&c=ibm> on Aug. 10, 2011 (2 pages).
- Technical Specifications, IBM WorkPad c50, retrieved from <http://pdadb.net/index.php?m=specs&id=1165&view=1&c=ibm> on Aug. 10, 2011 (2 pages).
- Tiilkainen, P., SIP (RFC 2543), an Implementation for Marratech Pro, Thesis, Division of Software Engineering, Depart. of Computer Science and Electrical Engineering, Lulea University of Technology, Sweden, Apr. 2000, 29 pages.
- Tiley, HPC Factor, IBM Workpad z50, <http://www.hocfactor.com/reviews/hardware/ibm/workpad-z50/> (2005).
- Traffic411.com Joins Packet Video in Wireless Multimedia Trials <http://www.traffic411.com/pressbody.html#06-13-00> (Jun. 13, 2000).
- Trask, N. T. et al., "Smart Cards in Electronic Commerce," *BT Technol. J.*, (1999) 17(3):57-66, July.
- Umstead, Thomas, NBA's Digital Drive, Multichannel News, Jan. 21, 2008.
- Unstrung: The Birth of the Wireless Internet, CIBC World Markets, Equity Research, Oct. 4, 2000, pp. 1-140.
- Vass, J. et al., Mobile Video Communications in Wireless Environments, IEEE 3rd Workshop on Multimedia Signal Processing (1999) Copenhagen, Sep. 13-15, pp. 45-50.
- Vernick, M., The Design, Implementation, and Analysis of the Stony Brook Video Server, Dissertation, Doctor of Philosophy, Computer Science, State University of New York, Stony Brook, Dec. 1996, 137 pages.
- Video Nuze, MLB: Mobile Use of Our Content Will Exceed Online Within 12-18 Months (Jun. 21, 2011).
- "Viewers Take Control," *Entrepreneur*, Video Age International, Apr. 2000, 1 page.
- Virage, Inc., C-Span and Virage Launch Wireless Presidential Debate Video Search Engine, Oct. 3, 2000, 4 pages.
- Wallen, J., GEO targets Big Brother addicts, *Citywire Money* Nov. 1, 2000, 1 page.
- Walters, J., "Instant Gratification," *Sports Illustrated Asia* (1999) <http://sportsillustrated.asia/vault/article/magazine/MAG1017633/index/htm>, Nov. 15.
- Wang, H. J., "Policy-Enabled Handoffs Across Heterogeneous Wireless Networks," Second IEEE Workshop on Mobile Computing Systems and Applications Proceedings (1999) 30 pages.
- Wang, Y. et al., Error Control and Concealment for Video Communication: A Review, Proceedings of the IEEE (1998) 86(5):974-997.
- Widerey, Jack SP640 User Guide, 2002, 23 pages.
- Wikstrand, G. et al., Designing a Football Experience for a Mobile Device, Human-Computer Interaction (2003) Rauterberg, M. et al., (eds.) IOS Press, pp. 940-943.
- Wikstrand, G., Human Factors and Wireless Network Applications, More Bits and Better Bits, Ph.D. Thesis, Depart. of Computing Science, Umea University, 2006, 91 pages.
- Williams, P., "No choice: Stats, highlights available in wireless world," *Street & Smith's Sports Business Journal* Apr. 8, 2002 (2 pages).
- "Wireless Dimensions Corporation Adds to Mobile-Venue Suite™"; Press Release, Wireless Dimensions; Allen, Texas; Jul. 26, 2000; <http://www.wirelessdimensions.net/news.html>, pp. 1-2.
- "Wireless Dimensions Corporation Unveils Mobile-Venue Suite™"; Press Release, Wireless Dimensions; Allen, Texas; Jun. 19, 2000; <http://www.wirelessdimensions.net/news.html>, pp. 2-3.
- Wolfe, A. et al., "Handhelds, downsized PCs, smart phones converge on Comdex—Info appliances go prime time," *Electronic Engineering Times* Nov. 15, 1999 (3 pages).
- Worden, Wall Street Journal, ESPN Launches App for Mobile-TV Devices, <http://online.wsj.com/article/SB10001424052748704031604576248892096438426.htm>, Apr. 8, 2011.
- Worldzap AG: Private Company Information—Businessweek, printed Apr. 20, 2016, 1 page.
- Wray, The Guardian, co.uk, Handset hitch forces 3G Delay, <http://www.guardian.co.uk/technology/2001/dec/05/internetnews>. mobilephones/print, Dec. 5, 2001, UK.
- Wu, D., An Internet Mbone Broadcast Management System, Jul. 15, 1998, 11 pages.
- Wu, et al., "On End-to-End Architecture for Transporting MPEG-4 Video over the Internet," *IEEE Transactions on Circuits and Systems for Video Technology* (2000) 10(6):1-18, Sept.
- Xu, D. et al., Providing Seamless QoS for Multimedia Multicast in Wireless Packet Networks, SPIE 3528, Multimedia Systems and Applications Jan. 22, 1999, 10 pages.

## US 9,646,444 B2

Page 10

(56)

## References Cited

## OTHER PUBLICATIONS

Yankee Stadium Policies and Procedures, New York Yankee's Website, see Cameras and Video Equipment Section (p. 2) (accessed Feb. 6, 2013) <http://mlb.mlb.com/nyy/ballpark/information/index.jsp?content=policies>.

Yun, L. C., Digital Video in a Fading Interference Wireless Environment, IEEE International Conference on Acoustics, Speech, and Signal Processing (1996) Atlanta, GA, May 7-10, pp. 1069-1072 vol. 2.

Zaslavsky, A. et al., Mobile Computing: Overview and Current Status, Australian Computer Journal (1999) 30(2):42-52.

Zhong et al., The Development and eStadium Testbeds for Research and Development of Wireless Services for Large-scale Sports Venues. 2<sup>nd</sup> Int'l IEEE/Create-Net TridentCom, Conference on Testbeds and Research Infrastructures for the Development of Networks and Communities in Barcelona, Spain, 2006.

U.S. Appl. No. 14/186,48—Office Action dated Jul. 15, 2016.

95/001,565 3PR Request for Re-exam submitted Mar. 4, 2011.

95/001,565 PO Response to non-final Office Action submitted May 26, 2011.

95/001,565 Decision on Petition Dismissed issued Aug. 18, 2011.

95/001,565 Decision on Petition Granted in part issued Nov. 4, 2011.

95/001,565 PO Response after non-final action submitted Nov. 21, 2011.

95/001,565 Information Disclosure Statement submitted Dec. 14, 2011.

95/001,565 Decision on Petition Dismissed issued Jan. 1, 2012.

95/001,565 Decision on Petition Dismissed issued Feb. 3, 2012.

95/001,565 PO Response after non-final action submitted Feb. 16, 2012.

95/001,565 Decision on Petition Dismissed issued Mar. 2, 2012.

95/001,565 Decision on Petition Dismissed issued Mar. 7, 2012.

95/001,565 Action Closing Prosecution issued Mar. 12, 2012.

95/001,565 PO Comments after Action Closing Prosecution submitted Mar. 16, 2012.

95/001,565 Affidavit(s), Declaration(s) and/or Exhibit(s) submitted Mar. 16, 2012.

95/001,565 Decision on Petition Dismissed issued Jun. 5, 2012.

95/001,565 Affidavit(s), Declaration(s) and/or Exhibit(s) submitted Jun. 6, 2012.

95/001,565 Decision on Petition Dismissed issued Oct. 25, 2012.

95/001,565 Reexam—non-final action + determine — on issued Apr. 11, 2011.

95/001,565 Accepted response only submitted Nov. 9, 2012.

95/001,565 PO complete Response to non-final Office Action + RTB declaration + petitions submitted Nov. 9, 2012.

95/001,565 3PR Opposition tiled in response to petition submitted Nov. 23, 2012.

95/001,565 Decision on Petition (PO petition to revive) issued Apr. 2, 2013.

95/001,565 Decision on Petition (PO page waiver) issued Jul. 2, 2013.

95/001,565 3PR Petition, IDS, Comments after ACP submitted Aug. 1, 2013.

95/001,565 Decision on Petition (3PR page waiver) issued Nov. 18, 2013.

95/001,565 Information Disclosure Statement filed Nov. 22, 2013.

95/001,565 Information Disclosure Statement filed Nov. 27, 2013.

95/001,565 Action Closing Prosecution issued Apr. 11, 2014.

95/001,565 3PR Petition to Require Examiner to consider Gullichsen Articles submitted Jun. 10, 2014.

95/001,565 Decision on Petition Denied issued Aug. 8, 2014.

95/001,565 3PR Renewed Petition to Require Examiner to consider Gullichsen Articles submitted Oct. 8, 2014.

95/001,565 Decision on Petition Granted issued Dec. 8, 2014.

95/001,565 Non-Final Office Action issued Jan. 29, 2015.

95/001,565 PO Response to Non-Final Office Action submitted Mar. 30, 2015.

95/001,565 3PR Request Comments after Non-Final Action submitted Apr. 29, 2015.

95/001,565 Decision on Petition Granted issued Jun. 22, 2015.

95/001,565 Affidavit(s), Declaration(s) and/or Exhibit(s) submitted Aug. 19, 2015.

95/001,565 Information Disclosure Statement filed Aug. 19, 2015.

95/001,565 Decision on Petition Granted issued Sep. 11, 2015.

95/001,565 3PR Comments after Non-Final Office Action submitted Oct. 8, 2015.

95/001,565 Action Closing Prosecution issued Jan. 20, 2016.

95/001,565 PO Response to Action Closing Prosecution submitted Feb. 22, 2016.

95/001,565 3PR Requester Comments after Action Closing Prosecution submitted Mar. 23, 2016.

95/001,565 Right of Appeal Notice issued Apr. 11, 2016.

95/001,565 Notice of Appeal filed May 10, 2016.

95/001,566 Receipt of Original Inter Partes Reexam Request Mar. 4, 2011.

95/001,566 Reexamination Formalities Notice Mailed Mar. 15, 2011.

95/001,566 Notice of reexamination request filing date Mar. 15, 2011.

95/001,566 Non-Final Office Action Apr. 22, 2011.

95/001,566 Response after non-final action—owner—timely Jun. 17, 2011.

95/001,566 Information Disclosure Statement (IDS) filed Jun. 17, 2011.

95/001,566 Receipt of Petition in a Reexam Jul. 18, 2011.

95/001,566 Third Party Requester Comments after Non-final Action Jul. 18, 2011.

95/001,566 Information Disclosure Statement (IDS) File Jul. 18, 2011.

95/001,566 Information Disclosure Statement filed Jul. 18, 2011.

95/001,566 Notification of Defective Paper in a Reexam Jul. 27, 2011.

95/001,566 RX—Mail Petition Decision—Dismissed Aug. 18, 2011.

95/001,566 Receipt of Petition in a Reexam Aug. 26, 2011.

95/001,566 Receipt of Petition in a Reexam Nov. 21, 2011.

95/001,566 Receipt of Petition in a Reexam Dec. 14, 2011.

95/001,566 Third Party Request Comments after Non-final Action Dec. 14, 2011.

95/001,566 RX—Mail Petition Decision—Dismissed Jan. 26, 2012.

95/001,566 Petition Decision on Request for Reconsideration Denying Reexamination Feb. 3, 2012.

95/001,566 Receipt of Petition in a Reexam Feb. 16, 2012.

95/001,566 Response after non-final action—owner—timely Feb. 16, 2012.

95/001,566 RX—Mail Petition Decision—Dismissed Mar. 2, 2012.

95/001,566 RX—Mail Petition Decision—Dismissed Apr. 24, 2012.

95/001,566 Receipt of Petition in a Reexam May 3, 2012.

95/001,566 Response after non-final action—owner—timely May 3, 2012.

95/001,566 Receipt of Petition in a Reexam Aug. 20, 2012.

95/001,566 Third Party Request Comments after Non-final Action Aug. 20, 2012.

95/001,566 RX—Mail Petition Decision—Granted Oct. 24, 2012.

95/001,566 RX—Mail Inter Partes Non-Final Office Action Mar. 28, 2013.

95/001,566 Response after non-final action—owner—timely May 24, 2013.

95/001,566 Affidavit(s), Declaration(s) and/or Exhibit(s) Filed May 24, 2013.

95/001,566 Information Disclosure Statement Filed Jun. 24, 2013.

95/001,566 Reexam—Affidavit(s), Declaration(s) and/or Exhibit(s) Filed by Third Party Requester Jun. 24, 2013.

95/001,566 Receipt of Petition in a Reexam Jun. 24, 2013.

95/001,566 Third Party Requester Comments after Non-Final Action Jun. 24, 2013.

95/001,566 Ready for Examiner Action after Nonfinal Jun. 24, 2013.

95/001,566 RX—Mail Notice of Defective Paper Sep. 18, 2013.

## US 9,646,444 B2

Page 11

(56)

## References Cited

## OTHER PUBLICATIONS

- 95/001,566 RX—Mail Petition Decision—Dismissed Sep. 23, 2013.
- 95/001,566 Third Party Request Comments after Non-final Action Oct. 3, 2013.
- 95/001,566 Information Disclosure Statement filed Oct. 3, 2013.
- 95/001,566 Information Disclosure Statement filed Nov. 22, 2013.
- 95/001,566 Information Disclosure Statement (IDS) Filed Nov. 27, 2013.
- 95/001,566 RX—Mail Petition Decision—Granted Feb. 20, 2014.
- 95/001,566 Information Disclosure Statement considered May 19, 2014.
- 95/001,566 RX—Mail Reexam—Action Closing Prosecution Jun. 9, 2014.
- 95/001,566 Patent Owner—Comments after Action Closing Prosecution Jul. 8, 2014.
- 95/001,566 Third Party Requester Comments after Action Closing Prosecution Aug. 7, 2014.
- 95/001,566 Ready for Examiner Action after ACP Aug. 7, 2014.
- 95/001,566 Receipt of Petition in a Reexam Aug. 7, 2014.
- 95/001,566 RX—Mail Petition Decision—Granted Sep. 22, 2014.
- 95/001,566 RX—Mail Notification of Informal or Nonresponsive Amendment Dec. 10, 2014.
- 95/001,566 Patent Owner Comments after Action Closing Prosecution Jan. 12, 2015.
- 95/001,566 RX—Mail Inter Partes Non-Final Office Action Mar. 31, 2015.
- 95/001,566 Response after non-final action—owner—timely Jun. 1, 2015.
- 95/001,566 Informal response/amendment Jul. 22, 2015.
- 95/001,566 RX—Mail Petition Decision—Dismissed Jul. 24, 2015.
- 95/001,566 Response after non-final action—owner—timely Aug. 21, 2015.
- 95/001,566 Receipt of Petition in a Reexam Sep. 21, 2015.
- 95/001,566 Third Party Requester Comments after Non-Final Action Sep. 21, 2015.
- 95/001,566 RX—Mail Petition Decision—Granted Oct. 1, 2015.
- 95/001,566 RX—Mail Reexam—Action Closing Prosecution Jan. 20, 2016.
- 95/001,566 Certificate of Service Feb. 22, 2016.
- 95/001,566 Patent Owner Comments after Action Closing Prosecution Feb. 22, 2016.
- 95/001,566 Third Party Request Comments after Action Closing Prosecution Mar. 23, 2016.
- 95/001,566 Right of Appeal Notice May 19, 2016.
- 95/001,566 Notice of Appeal Filed Jun. 17, 2016.
- 95/001,566 Certificate of Service Jun. 21, 2016.
- 95/001,567 Receipt of Original Inter Partes Reexam Request Mar. 7, 2011.
- 95/001,567 Reexam—Information Disclosure Statement filed by Third Party Request Mar. 7, 2011.
- 95/001,567 Reexam Litigation Search Conducted Mar. 13, 2011.
- 95/001,567 Reexamination Formalities Notice Mailed Mar. 23, 2011.
- 95/001,567 Notice of reexamination request filing date Mar. 23, 2011.
- 95/001,567 Notice of assignment of reexamination request Mar. 23, 2011.
- 95/001,567 Reexam—Non-Final Action Apr. 22, 2011.
- 95/001,567 Action Closing Prosecution (non-final) Aug. 22, 2011.
- 95/001,567 Right of Appeal Notice Oct. 26, 2011.
- 95/001,567 Notice of Appeal—Requester Nov. 23, 2011.
- 95/001,567 Receipt of Petition in a Reexam Feb. 21, 2012.
- 95/001,567 Notice of Non-Compliant Owner Responses Brief Feb. 23, 2012.
- 95/001,567 Notice of Non-Compliance Mailed—Owner Respondents Brief Feb. 23, 2012.
- 95/001,567 Respondent Brief—Owner Mar. 5, 2012.
- 95/001,567 Receipt of Petition in a Reexam Mar. 6, 2012.
- 95/001,567 RX—Mail Petition Decision—Granted Mar. 16, 2012.
- 95/001,567 Receipt of Petition in a Reexam Mar. 30, 2012.
- 95/001,567 Appeal Brief—Third Party Requester Apr. 16, 2012.
- 95/001,567 Respondent Brief—Owner May 16, 2012.
- 95/001,567 RX—Mail Petition Decision—Denied Jun. 20, 2012.
- 95/001,567 Receipt of Petition in a Reexam Jun. 25, 2012.
- 95/001,567 RX—Mail Petition Decision—Dismissed Jul. 26, 2012.
- 95/001,567 RX—Mail Petition Decision—Granted Aug. 2, 2012.
- 95/001,567 Receipt of Petition in a Reexam Sep. 10, 2012.
- 95/001,567 RX—Mail Petition Decision—Granted Oct. 10, 2012.
- 95/001,567 Receipt of Petition in a Reexam Oct. 24, 2012.
- 95/001,567 Respondent Brief—Owner Reviews by BPAI Complete Oct. 24, 2012.
- 95/001,567 RX—Mail Petition Decision—Granted Dec. 19, 2012.
- 95/001,567 RX—Mail Examiners Answer Mar. 7, 2013.
- 95/001,567 Oral Hearing Request—Third Party Requester Apr. 8, 2013.
- 95/001,567 Rebuttal Brief—Request Review by BPAI Complete Apr. 8, 2013.
- 95/001,567 RX—Mail Miscellaneous Communication to Applicant Apr. 29, 2013.
- 95/001,567 Docketing Notice Mailed to Appellant Jun. 20, 2013.
- 95/001,567 Notification of Appeal Hearing Nov. 7, 2013.
- 95/001,567 Oral Hearing Request—Nov. 12, 2013.
- 95/001,567 Confirmation of Hearing by Applicant Nov. 14, 2013.
- 95/001,567 Confirmation Hearing by Applicant Nov. 18, 2013.
- 95/001,567 Information Disclosure Statement Filed Nov. 23, 2013.
- 95/001,567 Information Disclosure Statement (IDS) Filed Nov. 27, 2013.
- 95/001,567 Board of Patent Appeals and Interferences Decision—Reversed Jan. 8, 2014.
- 95/001,567 BPAI Decision: New Ground of Rejection (R. 1.977(b)) Jan. 8, 2014.
- 95/001,567 Patent Owner Response after Board Decision with New Ground of Rejection R. 1.977(b) Feb. 7, 2014.
- 95/001,567 Request Comments on Patent Owner Response after Board Decision Mar. 7, 2014.
- 95/001,567 Information Disclosure Statement Filed Mar. 7, 2014.
- 95/001,567 Mail—Order by BPAI Apr. 8, 2014.
- 95/001,567 Receipt of Petition in a Reexam May 2, 2014.
- 95/001,567 Reexam—Opposition filed in response to petition May 16, 2014.
- 95/001,567 RX—Mail Petition Decision—Denied Jul. 25, 2014.
- 95/001,567 Receipt of Petition in a Reexam Aug. 1, 2014.
- 95/001,567 Patent Owner Response after Board Decision with New Ground of Rejection R. 1.977(b) Aug. 1, 2014.
- 95/001,567 RX—Mail Petition Decision—Granted Sep. 3, 2014.
- 95/001,567 Request Comments on Patent Owner Response after Board Decision Sep. 17, 2014.
- 95/001,567 Information Disclosure Statement (IDS) Filed Sep. 17, 2014.
- 95/001,567 Receipt of Petition in a Reexam Sep. 17, 2014.
- 95/001,567 RX—Mail Petition Decision—Dismissed Oct. 2, 2014.
- 95/001,567 BPAI Decision: Remand to Examiner (R. 077(d)) Nov. 12, 2014.
- 95/001,567 RX—Mail Petition Decision—Dismissed Nov. 19, 2014.
- 95/001,567 RX—Mail Miscellaneous Communications to Applicant Dec. 19, 2014.
- 95/001,567 RX—Mail Determination on Resp/Comments Aft BPAI Dec. w/New Ground of Ref. Jan. 16, 2015.
- 95/001,567 Owner Comments on Exmnr's Determination Aft BPAI Dec. w/New Ground of Ref. Feb. 17, 2015.
- 95/001,567 Request Comments on Exmnr's Determination Aft BPAI Dec w/New Ground of Ref. Mar. 13, 2015.
- 95/001,567 Docketing Notice Mailed to Appellant Aug. 21, 2015.
- 95/001,567 BPAI Decision—Examiner Affirmed Sep. 16, 2015.
- 95/001,567 Mail BPAI Decision on Appeal—Affirmed Sep. 16, 2015.
- 95/001,567 RX—Mail Notice of Intent to Issue Reexam Certificate Jan. 20, 2016.
- 95/001,567 Reexamination Certificate issued Feb. 23, 2016.
- 95/001,568 3PR Request for Reexam submitted Mar. 7, 2011.

## US 9,646,444 B2

Page 12

(56) **References Cited**

## OTHER PUBLICATIONS

- 95/001,568 Notice of Assignment of Reexamination Request Mar. 17, 2011.
- 95/001,568 Notice of Reexamination request filing date Mar. 17, 2011.
- 95/001,568 Reexam—non-final action + determination issued May 19, 2011.
- 95/001,568 Information Disclosure Statement filed Jul. 14, 2011.
- 95/001,568 PO Response after non-final action Jul. 14, 2011.
- 95/001,568 3PR Information Disclosure Statement filed Aug. 12, 2011.
- 95/001,568 Notification of Defective Paper in a Reexam Oct. 13, 2011.
- 95/001,568 Decision on Petition Dismissed Oct. 27, 2011.
- 95/001,568 Decision on Petition Dismissed Nov. 4, 2011.
- 95/001,568 Notification of Defective Paper in a Reexam Nov. 4, 2011.
- 95/001,568 PO Response after non-final action Nov. 21, 2011.
- 95/001,568 Information Disclosure Statement filed Dec. 14, 2011.
- 95/001,568 Decision on Petition Dismissed Jan. 26, 2012.
- 95/001,568 Decision on Petition Denied Feb. 2, 2012.
- 95/001,568 Receipt of Petition in a Reexam Feb. 16, 2012.
- 95/001,568 Decision on Petition Dismissed Mar. 2, 2012.
- 95/001,568 Decision on Petition Dismissed Mar. 7, 2012.
- 95/001,568 Notice of Intent to Issue a Reexam Certificate Mar. 12, 2012.
- 95/001,568 Affidavit(s), Declaration(s) and/or Exhibit(s) Mar. 16, 2012.
- 95/001,568 Decision on Petition dismissed Jun. 5, 2012.
- 95/001,568 PO Response after non-final action Jun. 6, 2012.
- 95/001,568 Decision on Petition Dismissed Nov. 26, 2012.
- 95/001,568 PO Complete Response to Non-Final Office Action + RTB declaration + petitions, submitted Dec. 14, 2012.
- 95/001,568 Accepted response only submitted Dec. 14, 2012.
- 95/001,568 Reexam—Opposition filed in response to petition Dec. 28, 2012.
- 95/001,568 Information Disclosure Statement filed Nov. 22, 2013.
- 95/001,568 Information Disclosure Statement filed Nov. 27, 2013.
- 95/001,568 Decision on Petition(PO petition to revive) issued Dec. 13, 2013.
- 95/001,568 Decision on Petition (PO page waiver) issued Dec. 13, 2013.
- 95/001,568 3PR Petition, IDS, Comments after non-final Office Action submitted Jan. 13, 2014.
- 95/001,568 Decision on Petition (3PR page waiver) issued Mar. 20, 2014.
- 95/001,568 Non-Final Office Action issued May 29, 2014.
- 95/001,568 Response to Non-Final Office Action submitted Jul. 29, 2014.
- 95/001,568 3PR Comments on PO Response submitted Aug. 28, 2014.
- 95/001,568 Notification of Nonresponsive Amendment Sep. 23, 2014.
- 95/001,568 PO Response after non-final action Oct. 3, 2014.
- 95/001,568 Decision on Petition (3PR page Waiver) issued Dec. 1, 2014.
- 95/001,568 3PR's Abridge Comments submitted Dec. 30, 2014.
- 95/001,568 Action Closing Prosecution issued Feb. 26, 2015.
- 95/001,568 PO's Comments after ACP submitted Mar. 30, 2015.
- 95/001,568 3PR's Comments after ACP submitted Apr. 29, 2015.
- 95/001,568 Right of Appeal Notice issued May 27, 2015.
- 95/001,568 Notice of Appeal Patent Owner submitted Jun. 29, 2015.
- 95/001,568 Petition for Continued Reexamination Patent Owner submitted Jul. 27, 2015.
- 95/001,568 Opposition to Petition to Reopen Prosecution 3PR submitted Aug. 10, 2015.
- 95/001,568 Reexam Miscellaneous Incoming Letter Sep. 14, 2015.
- 95/001,568 Decision on Petition issued Feb. 2, 2016.
- 95/001,568 Notice of Intent to Issue Reexam Certificate Mar. 31, 2016.
- 95/001,568 Reexamination Certificate Issued Apr. 28, 2016.
- 95/002,393 Receipt of Original Inter Partes Reexam Request Sep. 15, 2012.
- 95/002,393 Reexamination requested by third party requester Sep. 15, 2012.
- 95/002,393 Notice of assignment of reexamination request.
- 95/002,393 Notice of reexamination request filing date Oct. 18, 2012.
- 95/002,393 Reexamination Formalities Notice Mailed Oct. 19, 2012.
- 95/002,393 RX—Mail Inter Partes Reexam Order—Granted Dec. 7, 2012.
- 95/002,393 RX—Mail Inter Partes Non-Final Office Action Dec. 7, 2012.
- 95/002,393 Information Disclosure Statement (IDS) Filed Feb. 7, 2013.
- 95/002,393 Response after non-final action—owner—timely Feb. 7, 2013.
- 95/002,393 Receipt of Petition in a Reexam Feb. 7, 2013.
- 95/002,393 RX—Concurrent Proceedings Notice Feb. 7, 2013.
- 95/002,393 Information Disclosure Statement filed Feb. 7, 2013.
- 95/002,393 Receipt of Petition in a Reexam Mar. 11, 2013.
- 95/002,393 Third Party Request Comments after Non-Final Action Mar. 11, 2013.
- 95/002,393 Affidavit(s), Declaration(s) and/or Exhibit(s) filed Mar. 11, 2013.
- 95/002,393 Information Disclosure Statement filed Mar. 11, 2013.
- 95/002,393 RX—Mail Petition Decism—Granted Jul. 15, 2013.
- 95/002,393 RX—Mail Notice of Defective Paper Jul. 24, 2013.
- 95/002,393 RX—Mail Reexam—Action Closing Prosecution Aug. 29, 2013.
- 95/002,393 Receipt of Petition in a Reexam Sep. 12, 2013.
- 95/002,393 Information Disclosure Statement filed Sep. 12, 2013.
- 95/002,393 Information Disclosure Statement filed Sep. 27, 2013.
- 95/002,393 RX—Concurrent Proceedings Notice Sep. 27, 2013.
- 95/002,393 Information Disclosure Statement (IDS) Filed Sep. 27, 2013.
- 95/002,393 Receipt of Petition in a Reexam Sep. 27, 2013.
- 95/002,393 Receipt of Petition in a Reexam Oct. 28, 2013.
- 95/002,393 Information Disclosure Statement filed Nov. 22, 2013.
- 95/002,393 Information Disclosure Statement filed Nov. 27, 2013.
- 95/002,393 RX—Mail Petition Decision—Dismissed Dec. 18, 2013.
- 95/002,393 RX—Mail Petition Decision—Dismissed Mar. 19, 2014.
- 95/002,393 Receipt of Petition in a Reexam Apr. 16, 2014.
- 95/002,393 RX—Mail Petition Decision—Granted May 20, 2014.
- 95/002,393 RX—Mail Reexam—Action Closing Prosecution Jun. 4, 2015.
- 95/002,393 Patent Owner Comments after Action Closing Prosecution Jul. 6, 2015.
- 95/002,393 Patent Owner Comments after Action Closing Prosecution Jul. 7, 2015.
- 95/002,393 Information Disclosure Statement Filed Aug. 5, 2015.
- 95/002,393 Third Party Request Comments after Action Closing Prosecution Aug. 5, 2015.
- 95/002,393 Reexam—Affidavit's), Declaration(s) and/or Exhibit(s) Filed by Third Party Requester Aug. 5, 2015.
- <http://mlb.mlb.com/mlb/subscriptions/index.jsp?product=mlbtv> (Accessed Apr. 2, 2011).
- [http://mlb.mlb.com/content/printer\\_friendly\\_mlb/y2011/m02/d10/c16607938.jsp](http://mlb.mlb.com/content/printer_friendly_mlb/y2011/m02/d10/c16607938.jsp) (Accessed Apr. 2, 2011).
- [http://www.sportsbusinessdaily.com/Journal/Issues/2009/07/20090713/This-Weeks-News/Streaming-Worth-\\$40M-to-Baseball.aspx?hl=mlb.tv%20subscribers&sc=0](http://www.sportsbusinessdaily.com/Journal/Issues/2009/07/20090713/This-Weeks-News/Streaming-Worth-$40M-to-Baseball.aspx?hl=mlb.tv%20subscribers&sc=0) (Accessed May 19, 2011).
- <http://www.sportsbusinessdaily.com/Journal/Issues/2007/02/20070219/SBJ-In-Depth/The-Rise-of-Online-Video.aspx?hl=mlb.tv%20subscriber&sc=0> (Accessed May 19, 2011), 2006.
- [http://web.archive.org/web/20070406201604/http://mlb.mlb.com/mlb/subscriptions.mlb.tv.jsp?c\\_id=mlb](http://web.archive.org/web/20070406201604/http://mlb.mlb.com/mlb/subscriptions.mlb.tv.jsp?c_id=mlb) (Accessed Apr. 2, 2011), 2006-2007.



## US 9,646,444 B2

Page 13

(56)

## References Cited

## OTHER PUBLICATIONS

- <http://www.sportsbusinessdaily.com/Journal/Issues/2008/03/20080324/This-Weekly-News/MLBAM-To-Roll-Out-Enhanced-Content.aspx> (Accessed Apr. 2, 2011), 2007.
- <http://www.businessinsider.com/2009/2/spring-training-for-hi-def-mlbcom> (Accessed Apr. 2, 2011), 2008.
- [http://web.archive.org/web/20080213232003/mlb.mlb.com/mlb/subscriptions/indez.jsp?c\\_id=mlb](http://web.archive.org/web/20080213232003/mlb.mlb.com/mlb/subscriptions/indez.jsp?c_id=mlb) (Accessed Apr. 2, 2011), 2008.
- <http://www.sportsbusinessdaily.com/Journal/Issues/2009/11/20091109/This-Weeks-News/Yankees-Streaming-Sells-6000-Subs.aspx> (Accessed Apr. 2, 2011), 2009.
- [http://newyork.yankees.mlb.com/news/article.jsp?ymd=20090203&contect\\_id=3793684&vkey-news\\_mlb&fext=.sp&c\\_id=mlb](http://newyork.yankees.mlb.com/news/article.jsp?ymd=20090203&contect_id=3793684&vkey-news_mlb&fext=.sp&c_id=mlb) (Accessed Apr. 2, 2011), 2009.
- <http://www.sportsbusinessdaily.com/Journal/Issues/2011/03/21/Media/MLBAM.aspx> (Accessed Apr. 2, 2011), 2010.
- <http://replay.waybackmachine.org/20100319010030/http://mlb.mlb.com/mlb/subscriptions/index.jsp?product=mlbtv&affiliateid=mlbMENUMLBTV> (Accessed Apr. 2, 2011), 2010.
- [http://mlb.mlb.com/mobile/atbat/index.jsp?c\\_id=mlb](http://mlb.mlb.com/mobile/atbat/index.jsp?c_id=mlb) (Accessed Apr. 2, 2011).
- [http://news.cnet.com/8301-13579\\_3-9960064-37.html](http://news.cnet.com/8301-13579_3-9960064-37.html) (Accessed Apr. 2, 2011).
- [http://mlb.mlb.com/news/press\\_releases/press\\_release.jsp?ymd=20090610&contect\\_id=5249086&vkey=pr\\_mlbcom&fext=.jsp&c\\_id=mlb](http://mlb.mlb.com/news/press_releases/press_release.jsp?ymd=20090610&contect_id=5249086&vkey=pr_mlbcom&fext=.jsp&c_id=mlb) (Accessed Apr. 2, 2011).
- [http://mlb.mlb.com/news/article.jsp?c\\_id=mlb&content\\_id=7983018&fext=.jsp&ymd=20100127&vkey=news\\_mlb](http://mlb.mlb.com/news/article.jsp?c_id=mlb&content_id=7983018&fext=.jsp&ymd=20100127&vkey=news_mlb) (Accessed Apr. 2, 2011).
- [http://mlb.mlb.com/news/press\\_releases/press\\_release.jsp?ymd=20100915&contect\\_id=14704522&vkey=pr\\_mlbcom&fext=.jsp&c\\_id=mlb](http://mlb.mlb.com/news/press_releases/press_release.jsp?ymd=20100915&contect_id=14704522&vkey=pr_mlbcom&fext=.jsp&c_id=mlb) (Accessed Apr. 2, 2011).
- <http://itunes.apple.com/us/app/mlb-com/at-bat-11/id420031160?mt=8> (Accessed Apr. 2, 2011).
- <http://www.apple.com/pr/library/2011/01/22appstore.html> (Accessed May 19, 2011).
- <http://www.mobilemarketingandtechnology.com/2010/toppost/most-developers-will-not-make-money-on-apps/> (Accessed May 19, 2011).
- <http://www.signiant.com/signiant-news-and-press-releases/bid/28516/Sports-Streaming-s-Big-Play> (Accessed Apr. 2, 2011), 2009.
- <http://www.nba.com/leaguepass/3pp/index.html> (Accessed Apr. 2, 2011).
- <http://www.nba.com/leaguepass/broadband/index.html> (Accessed Apr. 2, 2011).
- <http://www.nba.com/leaguepass/mobile/index.html> (Accessed Apr. 2, 2011).
- <http://www.itv.com/story/6258/nba-digital-trumpets-its-cross-platform-success> (Accessed Apr. 2, 2011).
- <http://www.beet.tv/2010/02/nba-digital-breaks-record-with-17-million-views-of-nba-allstar-game.html> (Accessed Apr. 2, 2011).
- <http://news.turner.com/article—display.cfm?article—id=5089> (Accessed Apr. 2, 2011).
- [http://news.turner.com/article\\_\\_display.cfm?article\\_\\_id=5213](http://news.turner.com/article__display.cfm?article__id=5213) (Accessed Apr. 2, 2011).
- <http://gigaom.com/video/multiplatform-video-pays-off-for-the-nba> (Accessed Apr. 2, 2011).
- [http://news.turner.com/article\\_\\_display.cfm?article\\_\\_id=5564](http://news.turner.com/article__display.cfm?article__id=5564) (Accessed Apr. 2, 2011).
- [http://www.nytimes.com/2011/05/03/business/media/03television.html?\\_r=1&pagewanted=print](http://www.nytimes.com/2011/05/03/business/media/03television.html?_r=1&pagewanted=print) (Accessed May 19, 2011).
- <http://www.rcrwireless.com/article/20110513/DAS/110519968/arizona-diamondbacks-take-a-swing-at-wi-fi-portal-for-fans> (Accessed May 10, 2011).
- <http://sportsvideo.org/main/blog/2011/05/13/nba-digital%e2%80%99s-perez-on-cord-cutting-adapt-or-%e2%80%98risk-losing-an-entire-generation-of-fans%e2%80%99/print/> (Accessed May 19, 2011).
- <http://videonuze.com/blogs/?2010-07-13/Sports-Continues-to-be-Shining-Star-of-Online-Video/&id=2633> (Accessed Apr. 2, 2011).
- <http://www.sportsbusinessdaily.com/Journal/Issues/2010/02/20100222/SBJ-In-Depth/Whats-The-Right-Call-On-Wireless.aspx> (Accessed Apr. 2, 2011).
- <http://www.nba.com/leaguepass/broadband/index.html> (Accessed Mar. 28, 2011).
- [http://mlb.mlb.com/news/article.jsp?ymd=20100930&contect\\_id=15258494&vkey=news\\_mlb&c\\_id=mlb](http://mlb.mlb.com/news/article.jsp?ymd=20100930&contect_id=15258494&vkey=news_mlb&c_id=mlb) (Accessed May 11, 2011).
- [http://mlb.mlb.com/news/article.jsp?ymd=20091006&content\\_id=7364784&vkey=news=mlb&fext=.jsp&c\\_id=mlb](http://mlb.mlb.com/news/article.jsp?ymd=20091006&content_id=7364784&vkey=news=mlb&fext=.jsp&c_id=mlb) (Accessed May 11, 2011).
- [http://www.youtube.com/watch?v=g3\\_8Z6Aotp8](http://www.youtube.com/watch?v=g3_8Z6Aotp8) (Tony Verna Tribute), <http://www.youtube.com/watch?v=TuFky-Zjr5s&feature-related> (First Instant Replay).
- 3Com: Don't Get Up, Sports Fans, USA Today, Tech Report, Aug. 22, 2000, pp. 1-2.
- 10th Anniversary of Instant Replay, <http://www.ihavenet.com/NFL/NFL-2009-10th-Anniversary-Instant-Replay.html>, United States.
- [http://wiki.answer.com/O/How\\_many\\_plays\\_are\\_in\\_an\\_average\\_NFL\\_football\\_game](http://wiki.answer.com/O/How_many_plays_are_in_an_average_NFL_football_game), Answer.com, United States.
- Aboba, "Introduction to Accounting Management".

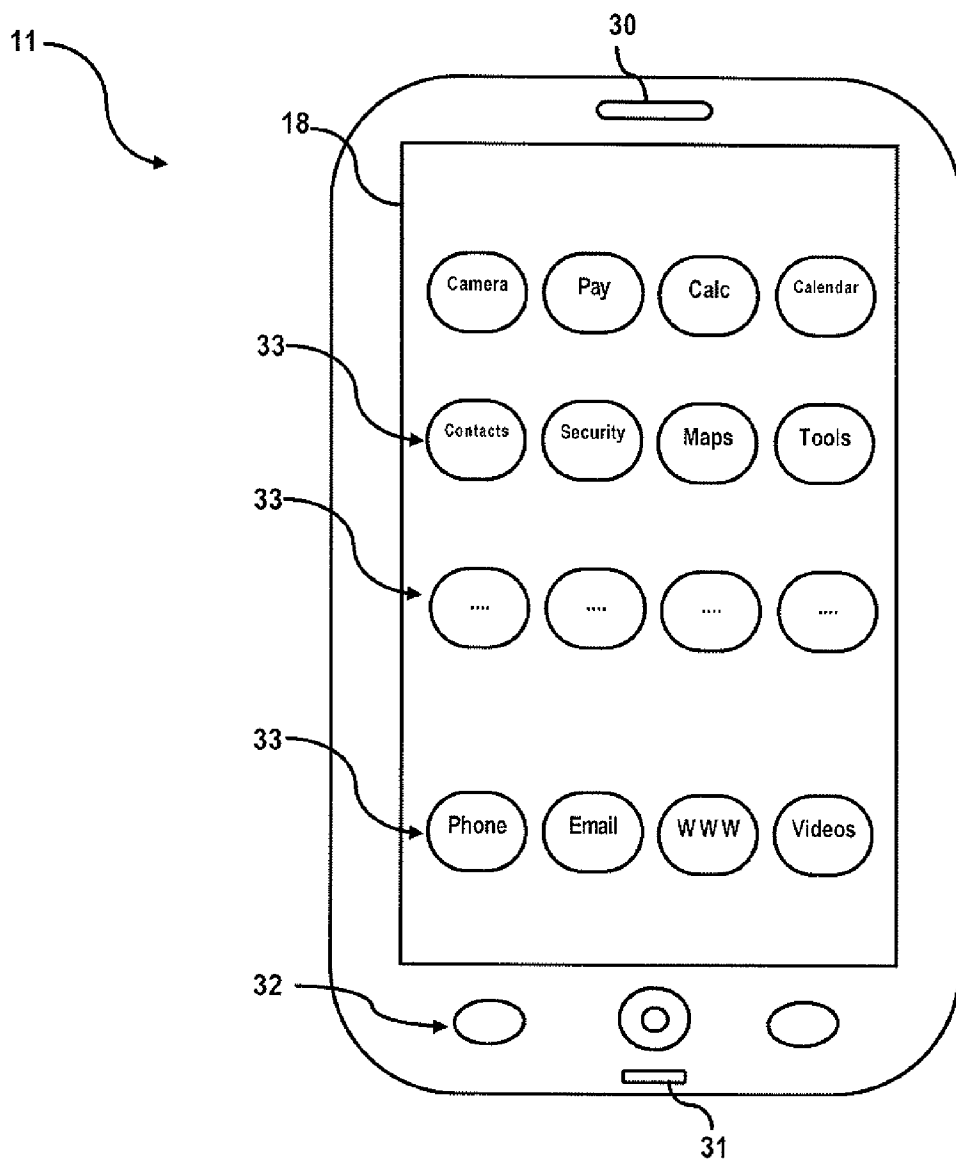


FIG. 1(a)

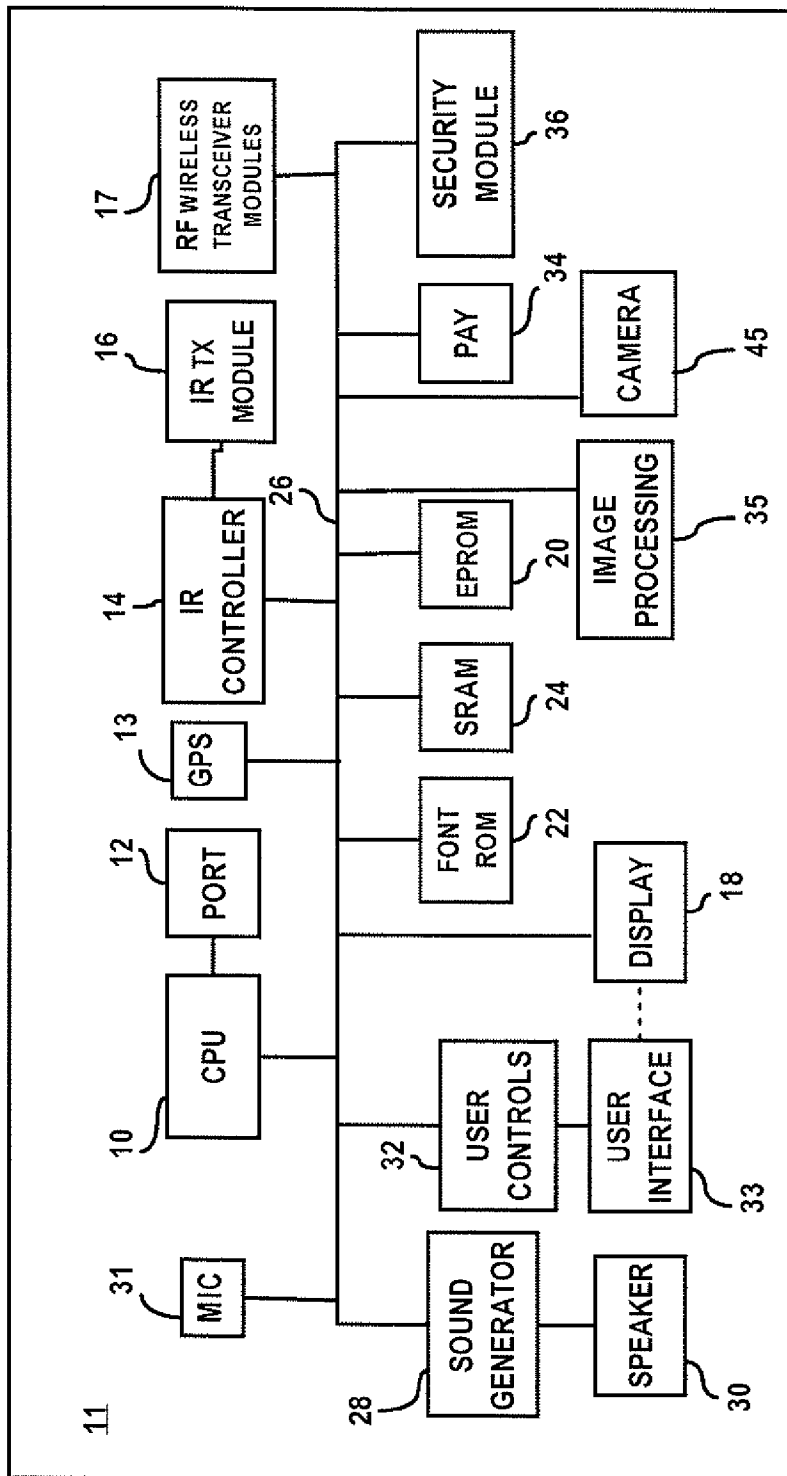
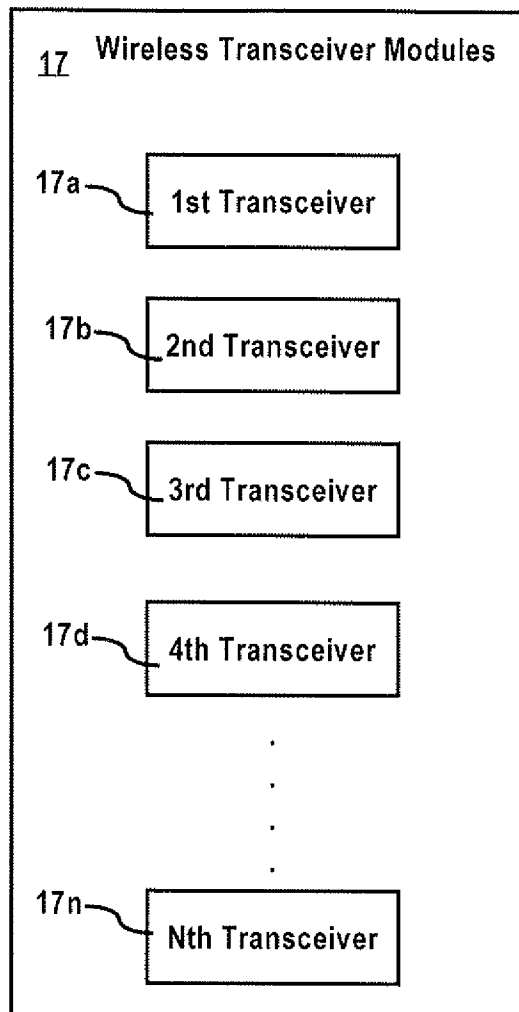


FIG. 1(b)



**FIG. 1(c)**

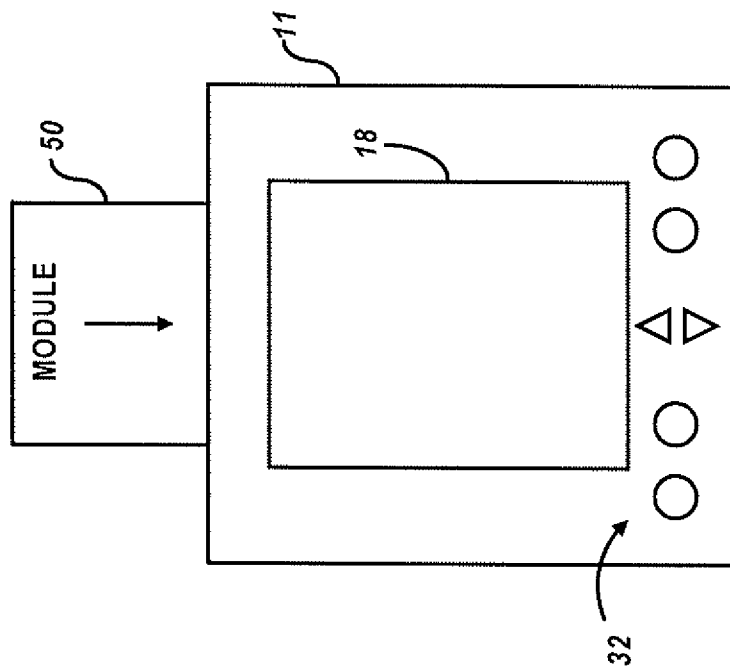


FIG. 3

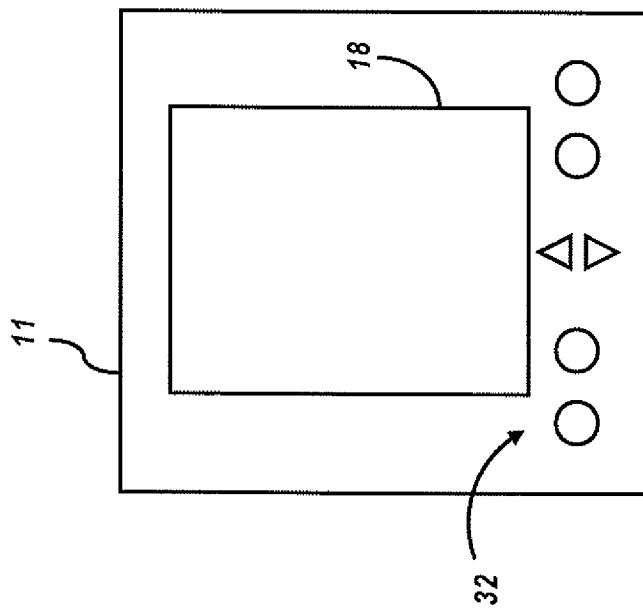


FIG. 2

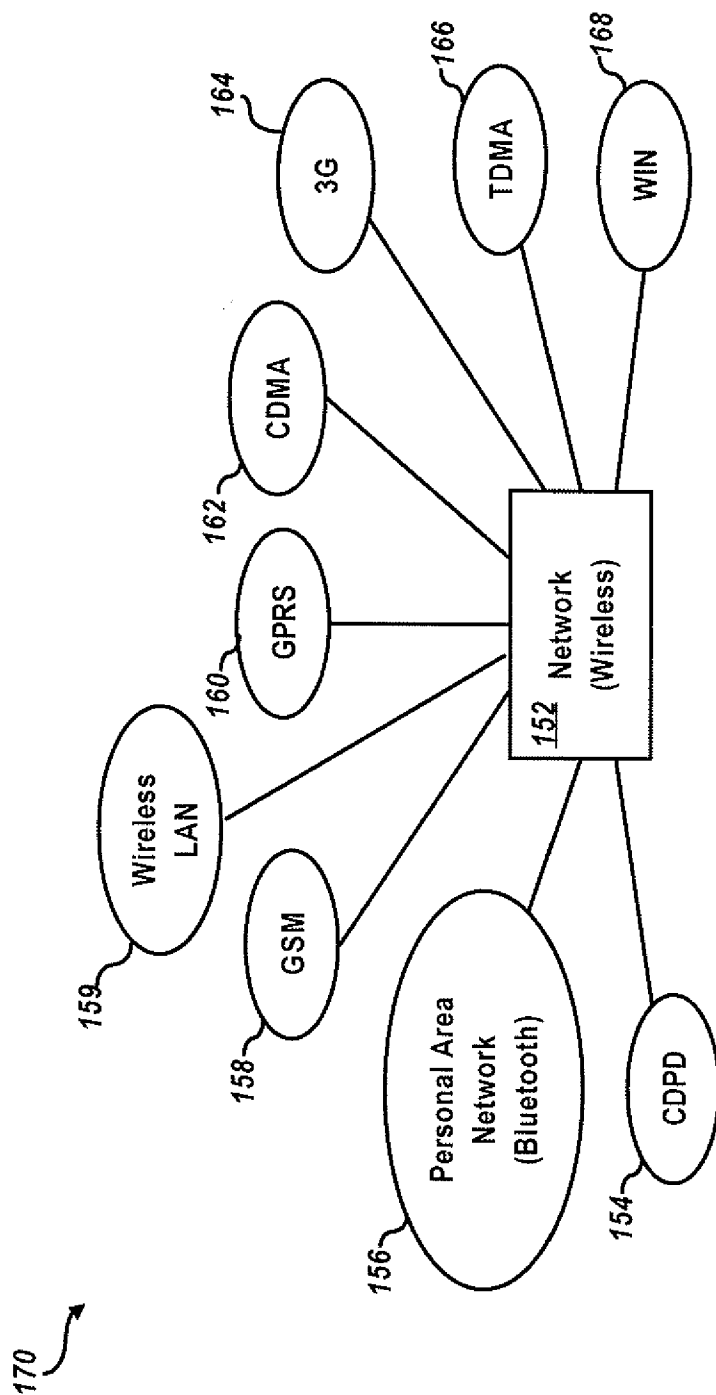


FIG. 4

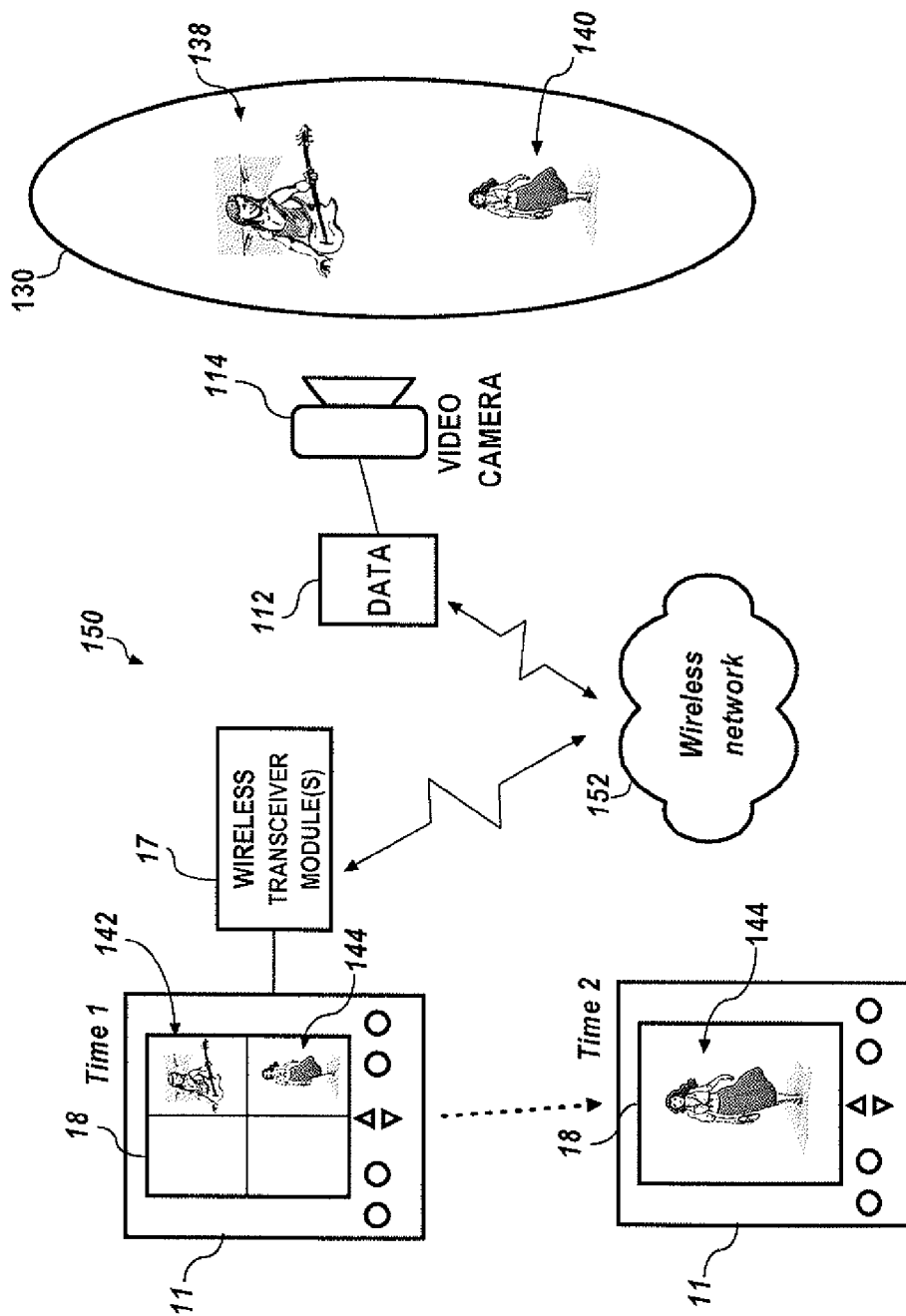


FIG. 5

US 9,646,444 B2

1

**ELECTRONIC WIRELESS HAND HELD  
MULTIMEDIA DEVICE****PRIORITY CLAIM AND CROSS-REFERENCE  
TO RELATED APPLICATIONS**

This patent application is a continuation of U.S. patent application Ser. No. 12/257,205 entitled "Electronic Wireless Hand Held Multimedia Device," which was filed on Oct. 23, 2008, and which is incorporated herein by reference in its entirety.

U.S. patent application Ser. No. 12/257,205 is a continuation of U.S. patent application Ser. No. 09/887,492, entitled "Systems, Methods and Apparatuses for Brokering Data Between Wireless Devices and Data Rendering Devices," which was filed on Jun. 22, 2001, and claims priority to U.S. Provisional Patent Application, Ser. No. 60/214,339, entitled "Systems, Methods and Apparatuses for Brokering Data Between Wireless Devices and Data Rendering Devices," which was filed on Jun. 27, 2000.

U.S. patent application Ser. No. 12/257,205 is also a continuation of U.S. patent application Ser. No. 09/902,348, entitled "Providing Multiple Perspectives of a Venue Activity to Electronic Wireless Hand Held Devices," filed on Jul. 10, 2001, which claims the benefit of U.S. Provisional Application Ser. No. 60/243,561, which was filed on Oct. 26, 2000. All the aforementioned applications are incorporated herein by reference in their entirety. This patent application therefore traces its priority date back to Jun. 27, 2000 and Oct. 26, 2000 with the filing of the above-referenced U.S. provisional patent applications.

**TECHNICAL FIELD**

Embodiments are related to electronic wireless hand held devices, such as Personal Digital Assistants (PDAs), mobile phones and data-enabled wireless telephones. Embodiments are also related to an electronic wireless hand held multimedia device capable of processing multimedia data including video on a touch sensitive display screen associated with the hand held device. In addition, Embodiments relate to techniques for providing electronic wireless hand held multimedia devices capable of multimedia data transmission and retrieval from multiple networks and wireless connections including: cellular (including 3G), 802.11 standard networks such as a wireless local area network (WLAN), and short range and/or line of sight communications standards and networks such as that supported by Bluetooth, IrDA (infrared), and RFID. Embodiments also relate to electronic wireless hand held multimedia devices capable of determining location information and directions using GPS and by displaying maps retrieved from remote servers (e.g., via the Internet) on touch sensitive display screens associated with the electronic wireless hand held multimedia devices. Embodiments also relate to electronic wireless hand held multimedia devices capable of moving data to/from, and operating with, a removable cartridge (e.g., external memory, smart card, card-based application modules and electronics).

**BACKGROUND OF THE INVENTION**

Electronic wireless hand held devices, such as, for example PDAs, mobile phones, data/video-enabled cellular telephones, and other hand held wireless video-enabled devices have become a part of everyday life. For example, the shift in the consumer electronics industry from an

2

emphasis on analog technology to a preference for digital technology is largely based on the fact that the former generally limits the user to a role of a passive recipient of information, while the latter is interactive and allows the user to control what, when, and how he or she receives and manipulates certain information. This shift in focus has resulted in the development and increasingly widespread use of a digital device generically referred to as a "personal digital assistant" (PDA).

PDAs are hand held computing devices (i.e., hereinafter referred to as "hand held devices" or "handheld devices") that are popular for processing, storing and maintaining information. The most advanced data-enabled wireless communication devices available in the marketplace on Jun. 27, 2000, the priority date of this patent application, took the form of a PDA. Examples of hand held devices that could be utilized in accordance with the methods and systems of the present invention include the "PalmPilot™" PDA, manufactured and sold by Palm Computing, the Handspring Visor™, Window CE™ compatible devices, RIM™ BlackBerry-family devices, Motorola devices, and the Symbol™ SPT-family of PDA-type organizer devices. Unlike personal computers, which are general-purpose devices geared towards refining and processing information, PDAs are designed to capture, store and display information originating from various sources while a user in "on the go" or otherwise mobile. Additionally, while a certain level of skill is required to use a personal computer effectively, PDAs are designed with the novice and non-computer user in mind and are therefore intuitively easy to use.

A typical PDA includes a microprocessor, memory unit, a display, associated encoder circuitry, and a user interface generally provided in the form of a keyboard and selector buttons. A PDA can optionally contain an infrared emitter and wireless receiver. A graphical user interlace permits a user to store, retrieve and manipulate data via an interactive touch-sensitive display. A PDA can also include software that enables software applications for using a calendar, directory, calculator, games, and one or more multimedia programs. The calendar typically provides dates organized as rows and columns in the usual form. A directory contains entries consisting of a name field and a free form alphanumeric text field that can contain company names, addresses, telephone and fax numbers, email addresses, etc. Games and multimedia software features can vary.

A menu of icons displayed via the graphical user interface as part of the touch sensitive screen can permit a user to choose particular functions and directories. Some PDAs come equipped with a stylus, which is a plastic-tipped pen that a user utilizes to write digitally on the display area and tap particular graphically displayed icons; although a user's figure nail can accomplish the same. Each icon is indicative of a particular activity or function. Touch screen interfaces, however, are also increasingly being implemented with PDAs to permit a user to activate software modules in the form of routines and subroutines operable therein.

Although it was generally known before Jun. 27, 2000 that PDAs can be connected to a desktop personal computer or other PDAs via infrared, direct wire, or a single wireless communication links, PDAs and similar hand held devices were not available that could selectively link to more than one wireless connection for purposes of accessing remote multimedia data and multimedia data sources, such as the Internet and remote servers. PDAs were not provided that included more than one wireless transceiver module to enable remote access via 802.11, cellular, short/visible range (e.g., Bluetooth), infrared, and GPS resources, and also



US 9,646,444 B2

3

provide enhanced computing capabilities including the capability of processing and viewing multimedia data such as video broadcasts.

In the year 2000, the present inventors realized when they filed their patent applications that what would be needed in the future, among other things, was a electronic wireless hand held multimedia device that could connect to various data networks and establish short/visible range data connections with electronic devices located in close proximity, provide multimedia capabilities including remotely accessing and displaying of video, enabling access to email and multimedia content from the Internet including servers and the World Wide Web, determining location information and enable the determination and provision of directions to alternate location by accessing remote map information and displaying the map information on the display touch sensitive display screen, a technique which can be referred to as GPS mapping, and enable mobile payments through the device, for example, by enabling hand held device users to be billed a transaction fee via bank accounts (e.g., ATM, Debit and Credit cards) billing via communication service accounts or arrangements, and prepaid services, and other authorized account-related billing arrangements. A security module can be provided to enable protected data retrieval and management by enabling the use of pass codes, passwords and/or biometrics as well as communications security over communications signals during hand held device use. A video camera and video transmission capabilities enable user to capture, store, process and transmit video and take pictures.

#### BRIEF SUMMARY

One aspect of the present invention is to provide a vastly improved electronic wireless hand held multimedia device than what was publicly available prior to Jun. 27, 2000.

Another aspect of the present invention provides electronic wireless hand held multimedia device configured for the retrieval, processing and transmission of multimedia data to/from remote data resources over various wireless communications means.

It is yet another aspect of the present invention to provide an electronic wireless hand held multimedia device capable of communicating with a variety of different types of wireless networks.

It is yet another aspect of the present invention to provide an electronic wireless hand held multimedia device that includes a microprocessor and more than one wireless transceiver modules enabling wireless communications over a variety of communications standards, including Cellular (e.g., GSM, CDMA, GPRS, 3G), 802.11 (e.g., WLAN), and short range and/or line of sight range (e.g., Bluetooth, infrared, RFID), for the retrieval, processing and delivery of multimedia data to/from remote data resources (e.g., Internet, servers).

It is yet another aspect of the present invention that the hand held device can include any of the following: a touch sensitive display screen configured to display multimedia data including video, text and GPS maps, and accept user input; a cartridge reader configured to transfer data with an electronic cartridge; a GPS module configured to operate with mapping resources and provide location information in the form of GPS mapping; a mobile payment module enabling mobile payments via a variety of billing arrangements; a security module enabling protected data manage-

4

ment and communications security; a video camera enabling the capture, storage, processing and transmission of video and pictures.

The above and other aspects of the present invention are achieved as will now be further described. An electronic wireless hand held multimedia device is disclosed, which includes more than one wireless transceiver modules configured for the receipt, processing and transmission of multimedia data to and from remote data resources over more than one standard of wireless communication. For example the electronic wireless hand held multimedia device includes a first wireless transceiver module configured to support bi-directional data communications of the electronic wireless hand held multimedia device with remote data resources over cellular telecommunications networks and standards (e.g., 3G, CDMA, GPRS, and GSM). The electronic wireless hand held multimedia device also includes a second wireless transceiver module configured to support bi-directional data communications of the electronic wireless hand held multimedia device with remote data resources over 802.11 communications standards and networks including wireless local area networks (WLAN). The electronic wireless hand held multimedia device can also include a third wireless transceiver module configured to support bi-directional data communications of the electronic wireless hand held multimedia device over a direct wireless connection with electronic devices located within short RF range or visible proximity of the electronic wireless hand held multimedia devices.

The electronic wireless hand held multimedia device can be equipped with a display screen configured to display data including video and text received by the electronic wireless hand held multimedia device. The electronic wireless hand held multimedia device can also include a user interface configured to accept user input into the electronic wireless hand held multimedia device. Additionally, the electronic wireless hand held multimedia device can also include a microprocessor configured to facilitate the operation of, and communications by, the electronic wireless hand held multimedia device.

The electronic wireless hand held multimedia device can additionally include a global positioning system (GPS) module configured to provide location information for the electronic wireless hand held multimedia device. The electronic wireless hand held multimedia device can also include a cartridge reader configured to transfer data with an electronic cartridge. Additionally, the third wireless transceiver module can be configured as a Bluetooth transceiver.

The electronic wireless hand held multimedia device can also include a fourth wireless transceiver module configured to support bi-directional data communications of the electronic wireless hand held multimedia device over an Infrared wireless connection with electronic devices located within visible proximity of the electronic wireless hand held multimedia device.

The electronic wireless hand held multimedia device can also include a fifth wireless transceiver module configured to support bi-directional data communications of the electronic wireless hand held multimedia device over an RFID wireless connection with electronic devices located within visible or short range from the electronic wireless hand held multimedia device.

A video camera and video transmission capabilities can be included that enable hand held device users to capture, store, process and transmit video and take pictures.

#### BRIEF DESCRIPTION OF THE DRAWINGS

The novel features believed characteristic of this invention are set forth in the appended claims. The invention

5

itself, however, as well as a preferred mode of use, further objects, and advantages thereof, will best be understood by reference to the following detailed description of an illustrative embodiment when read in conjunction with the accompanying drawings, wherein;

FIG. 1(a) illustrates a pictorial representation of an electronic wireless hand held multimedia device, which can be implemented in accordance with a preferred embodiment;

FIG. 1(b) depicts a schematic diagram illustrating exemplary hardware and software module configurations of an electronic wireless hand held multimedia device, which can be implemented in accordance with a possible embodiment;

FIG. 1(c) illustrates a block diagram of wireless transceiver modules that can be configured for use with the electronic wireless hand held multimedia device described herein, in accordance with an alternative embodiment;

FIG. 2 illustrates a pictorial representation of an electronic wireless hand held multimedia device, which can be implemented in accordance with an alternative embodiment;

FIG. 3 illustrates a pictorial representation of an electronic wireless hand held multimedia device adapted for receiving a cartridge, in accordance with an alternative embodiment;

FIG. 4 illustrates a diagram depicting network attributes of wireless communications networks that can be utilized in accordance with the preferred embodiments; and

FIG. 5 illustrates a diagram of one example of a system for providing multimedia data to electronic wireless hand held multimedia device, in accordance with an alternative embodiment.

#### DETAILED DESCRIPTION

FIG. 1(a) illustrates a pictorial representation of an electronic wireless hand held multimedia device **11**, which can be implemented in accordance with a preferred embodiment. Note that the device **11** can be referred to as a “handheld device”, “hand held device” or a “wireless hand held device”. Data can thus be transferred to and from the device **11**. Note that as utilized herein, the term “data” as utilized herein generally refers to text, voice, graphics and/or video, but can include other types of data such as software, security codes, encryption, decryption, etc. Such data can include, for example, “multimedia data” such as video, voice, audio, etc.

In general, the electronic wireless hand held multimedia device **11** can include a touch sensitive display screen **18**, a speaker **30**, a microphone **31**, and one or more control buttons **32** for controlling some operations of device **11**. The device **11** depicted in FIG. 1(a) can be a device, such as, for example, a Personal Digital Assistant (PDA), a cellular telephone, a computing device capable of communicating with a wireless local area network, and so forth. In this respect, the device **11** can be implemented as a combined, PDNcellular telephone with touch screen capabilities associated with the display screen **18**. Display screen **18** can be configured to display data including video and text and icons **33** operable as soft buttons providing options and action by the electronic wireless hand held multimedia device **11** when selected by a user.

FIG. 1(b) depicts a schematic diagram illustrating a general hardware configuration of an electronic wireless hand held multimedia device **11**, which can be implemented in accordance with an embodiment. The diagram depicted in FIG. 1(b) illustrates a variety of hardware configurations and components/modules, which can be utilized to implement one possible embodiment of the device **11**. Those skilled in the art can appreciate, however, that other hardware con-

6

figurations with less or more hardware and/or modules can be utilized in carrying out the electronic wireless hand held multimedia device **11** of the present invention, as will be further described herein. Note that in FIGS. 1(a) to 5, identical or similar parts or elements are generally indicated by identical reference numerals. It can be appreciated that FIGS. 1(a) to 5 may refer to the same device **11**, the varying illustrations and configurations depicted in FIGS. 1(a) to 5 can represent variations or alternative embodiments of the same device **11**.

The electronic wireless hand held multimedia device **11** is capable of carrying out a variety of functionalities. For example, microprocessor shown as CPU **10** of electronic wireless hand held multimedia device **11**, can function as a main controller operating under the control of operating clocks supplied from a clock oscillator. CPU **10** can be configured as, for example, a microprocessor. Such a microprocessor can be configured to facilitate operation of and communications by the electronic wireless hand held multimedia device **11**. External pins of CPU **10** can be coupled to an internal bus **26** so that it can be interconnected to respective components.

The electronic wireless hand held multimedia device **11** can also be configured to include, for example, SRAM **24** which can be provided as a writeable memory that does not require a refresh operation and can be generally utilized as a working area of CPU **10**. SRAM (Static RAM) is generally a form of semiconductor memory (RAM) based on a logic circuit known as a flip-flop, which retains information as long as there is enough power to run the device. Font ROM **22** can be configured as a read only memory for storing character images (e.g., icons and font) displayable on a display **18**, which can be implemented as, for example, a touch sensitive display screen. Examples of types of displays that can be utilized in accordance with display **18** include, for example, a TFT active matrix display, an illuminated LCD (Liquid Crystal Display), or other small-scaled displays being developed or available in the art in compact form.

CPU **10** can be utilized to drive display **18** utilizing, among other media, font images from Font ROM **22**, and images transmitted as data through wireless unit **17** and processed by image-processing unit **35**. EPROM **20** can be configured as a read only memory that is generally erasable under certain conditions and can be utilized for permanently storing control codes for operating respective hardware components and security data, such as a serial number. A camera capable of capturing video and pictures can be provided and can also work in conjunction with image processing unit **35**.

IR controller **14** can be generally configured as a dedicated controller for processing infrared codes transmitted/received by an IR transceiver module **16** and for capturing the same as computer data. Wireless unit **17** can be generally configured as a dedicated controller and transceiver module for processing all wireless data transmitted from and to a wireless communications network, such as wireless communication network **152**, which is described in greater detail herein, but not shown in FIG. 1.

Note that the radio frequency (RF) wireless transceiver modules **17** (i.e. transceiver module) can constitute more than one wireless transceiver (e.g., multiple transceivers) formed separately or combined on an ASIC or DSP circuit. For example, FIG. 1(c) illustrates a block diagram of RF wireless transceiver modules **17** configured for use with the electronic wireless hand held multimedia device **11**, in accordance with an alternative embodiment, including, for

example, a first transceiver module **17a**, a second transceiver module **17b**, a third transceiver module **17c**, a fourth transceiver module **17d**, and up to an “n<sup>th</sup>” transceiver module, and so on.

The first wireless transceiver module **17a** can be configured, for example, to support bi-directional data communications of the electronic wireless hand held multimedia device **11** with remote data resources over cellular telecommunications networks. Wireless unit/transceiver module **17** can also include the second wireless transceiver module **17b** configured to support bi-directional data communications of the electronic wireless hand held multimedia device **11** with remote data resources over a wireless local area network. Additionally, wireless transceiver module **17** can include the third wireless transceiver module **17c** configured to support bi-directional data communications of the electronic wireless hand held multimedia device **11** over a direct wireless connection with electronic devices located at short range, for example, within up to a fifty to hundred foot range from the electronic wireless hand held multimedia device **11**. Additionally, wireless unit/transceiver module **17** can include the fourth wireless transceiver module **17d** configured to support bi-directional data communications of the electronic wireless hand held multimedia device **11** over an infrared wireless connection with electronic devices located at line of sight (or “visible”) range, which can reasonably be within up to a fifty foot range from the electronic wireless hand held multimedia device **11**. It can be appreciated that other variations for wireless transceiver module **17** can also be provided.

Port **12** can be connected to CPU **10** and can be temporarily attached, for example, to a docking station to transmit information to and from electronic wireless hand held multimedia device **11** to other devices, such as personal computers, points of sale such as retail cash registers, electronic kiosk devices, and so forth. Port **12** can also be configured, for example, to link with a modem, cradle or docking station, which is well known in the art, and can permit network devices, a personal computer or other computing devices to communicate with electronic wireless hand held multimedia device **11**.

User controls can **32** permits a user to enter data to electronic wireless hand held multimedia device **11** and initiate particular processing operations via CPU **10**. A user interface **33** can be linked to user controls **32** to permit a user to access and manipulate electronic wireless hand held multimedia device **11** for a particular purpose, such as, for example, viewing video images on display **18**. Those skilled in the art will appreciate that user interface **33** can be implemented as a touch screen user interface, as indicated by the dashed lines linking display **18** with user interface **33**. User interface **33** can be configured to accept user input into the electronic wireless hand held multimedia device **11**.

In addition, CPU **10** can cause a sound generator **28** to generate sounds of predetermined frequencies from a speaker **30**. Speaker **30** can be utilized to produce music and other audio information associated with video data transmitted to electronic wireless hand held multimedia device **11** from an outside source. Additionally, a GPS (Global Positioning System) module **13** can also be connected to bus **26**. GPS module **13** can be configured to provide location information for the electronic wireless hand held multimedia device **11** and can operate with mapping software and resources to provide navigable directions on the display screen **18** to the user, which can be referred to as GPS mapping.

Those skilled in the art can appreciate that additional electronic circuits or the like other than, or in addition to, those illustrated in FIG. **1** can be required to construct electronic wireless hand held multimedia device **11**. PDAs can be modified to (e.g., with proper authentication, filters, security codes, biometrics or the like) receive RF transmissions from at least one source (e.g., server, a wireless camera, or data from a camera transmitted wirelessly through a local data transmitter using Wi-Fi). Those skilled in the art can thus appreciate that because of the brevity of the drawings described herein, only a portion of the connections between the illustrated hardware blocks is generally depicted. In addition, those skilled in the art will appreciate that electronic wireless hand held multimedia device **11** can be implemented as a specific type of a hand held device, such as a Personal Digital Assistant (PDA), paging device, WAP-enabled mobile phone, and other associated hand held computing devices well known in the art.

Electronic wireless hand held multimedia device **11** can be configured to permit images, such as broadcasted video images or other multimedia data, to be displayed on display **18** for a user to view. Electronic wireless hand held multimedia device **11** thus includes an image-processing unit **35** for processing images transmitted as data to electronic wireless hand held multimedia device **11** through wireless unit **17**. A payment module **34**, can be implemented in the device **11** to enable the management of payment transactions which can be negotiated wirelessly through the device, for example, by enabling hand held device users to be billed a transaction fee via bank accounts (e.g., ATM, Debit and Credit cards) billing via communication service accounts or arrangements, and prepaid services, and other authorized account-related billing arrangements. Payment can be made directly to a wireless point of sale and/or over data networks. A security module can be provided to enable protected data retrieval and management by enabling the use of pass codes, passwords and/or biometrics and communications security during hand held device communications. A video camera and video transmission capabilities enable user to capture, store, process and transmit video and take pictures. Payment module **34** can be linked through internal bus **26** to CPU **10**. Additionally, a security module **36** can be utilized to process proper security codes to thereby ensure data (e.g., multimedia data) transferred to and from electronic wireless hand held multimedia device **11** can be secured and/or access can be permitted. Security unit **36** can be implemented as an optional feature of electronic wireless hand held multimedia device **11**. Security unit **36** can also be configured with routines or subroutines that are processed by CPU **10**, and which prevent wireless data from being transmitted/received from electronic wireless hand held multimedia device **11** beyond a particular frequency range, outside of a particular geographical area associated with a local wireless network, or absent authorized authorization codes (e.g., decryption).

Those skilled in the art can appreciate that although electronic wireless hand held multimedia device **11** is generally illustrated in FIG. **1**, electronic wireless hand held multimedia device **11** can be implemented as a wireless application protocol (WAP), web-enabled cellular hand held device, such as a PDA, wireless telephone, or a combination thereof. Electronic wireless hand held multimedia device **11** can be configured with features of combination cellular telephone/PDA devices. Electronic wireless hand held multimedia device **11** can also permits users to access e-mail and store calendars and contact databases. Electronic wireless hand held multimedia device **11** can also be configured to include the use of multi-RF (Radio Frequency) receiver-

US 9,646,444 B2

9

enabled hand held television viewing device. Regardless of the type of hand held device implemented, it can be expected that such a hand held device will be adapted to receive and process data via image-processing unit 35 for ultimate display as moving images (video) on display 18, in accordance with the present invention. Image-processing unit 35 can include image-processing routines, subroutines, software modules, and so forth, which perform image-processing operations.

FIG. 2 illustrates a pictorial representation of electronic wireless hand held multimedia device 11, which can be utilized to implement a preferred embodiment. Electronic wireless hand held multimedia device 11 includes display screen 18. Multimedia data (e.g., video, audio, graphics, etc) broadcast via radio frequency or provided digitally and wirelessly can be displayed on display screen 18 for a user to view. User controls 32 permit a user to manipulate images or text displayed on display screen 18, such as the buttons on a keyboard provided on most Blackberry devices. A touch screen user interface can be further configured on the display screen 18 with electronic wireless hand held multimedia device 11 to permit a user to manipulate images/text displayed on display screen 18.

FIG. 3 depicts a pictorial representation of electronic wireless hand held multimedia device 11 adapted for receiving a cartridge 50, in accordance with an alternative embodiment. Electronic wireless hand held multimedia device 11 of FIG. 3 is generally analogous to electronic wireless hand held multimedia device 11 of FIG. 2, the difference being that electronic wireless hand held multimedia device 11 of FIG. 3 can be adapted to receive a cartridge bearing software and/or hardware modules (including memory) that permits electronic wireless hand held multimedia device 11 of FIG. 3 to function according to specific hardware and/or instructions contained in a memory location within cartridge 50. The alternative embodiment depicted in FIG. 3 thus represents a variation to the embodiment illustrated in FIG. 2.

Cartridge 50 can be configured as a smart card of another appropriate module. Such a smart card can provide, for example, access codes (e.g., decryption) to enable electronic wireless hand held multimedia device 11 to receive data broadcasts. Note that as utilized herein, the term "module" can refer to a physical module, such as a cartridge. The term "module" can also refer to electronics and hardware stored on a cartridge. The term "module" can also refer to a software module composed of routines or subroutines that perform a particular function. Those skilled in the art can appreciate the meaning of the term module is based on the context in which the term is utilized. Thus, cartridge 50 can be generally configured as a physical cartridge or smart card. The term "module" as utilized herein can also refer to a software module, depending on the context of the discussion thereof.

To illustrate the use of a physical module, such as module 50, assume that a user can possess several such physical modules or cartridges. One cartridge, when inserted into hand held device FIG. 3 can instruct hand held device 11 to function as a standard PDA, such as a Palm Pilot type device. Other functions including communications, software, memory and supplemental circuitry can be provided using a cartridge that can be inserted within and removed from the electronic wireless hand held multimedia device 11.

Those skilled in the art can thus appreciate that electronic wireless hand held multimedia device 11 can be adapted to receive and cooperate with cartridge 50. Additionally, electronic wireless hand held multimedia device 11 includes

10

display screen 18, which is similar to display unit 18 of FIG. 1. Electronic wireless hand held multimedia device 11 depicted in FIG. 3 can also include user controls 32. Thus, electronic wireless hand held multimedia device 11 can also implement touch screen capabilities through a touch screen user interface integrated with display screen 18.

Assuming cartridge 50 is implemented as a smart card, it is anticipated that similar features can be implemented in accordance with the smart card to insure that hand held device 11 includes touch screen user interface 18 and video viewing capabilities. Smart cards are generally known in the art as credit-card sized plastic cards with an embedded computer chip. The chip can either be a microprocessor with internal memory or a memory chip with non-programmable logic. The chip connection can be configured via direct physical contact or remotely through a contactless electromagnetic interface.

Smart cards can be generally configured as either a contact or contactless smart card, or a combination thereof. A contact smart card requires insertion into a smart card reader (e.g., contained within hand held device 11) with a direct connection to, for example, a conductive micromodule on the surface of the card. Such a micromodule can be generally gold plated. Transmission of commands, data, and card status takes place through such physical contact points.

A contactless card requires only close proximity to a reader. Both the reader and the card can be implemented with antenna means providing a contactless link that permits the devices to communicate with one another. Contactless cards can also maintain internal chip power or an electromagnetic signal (e.g., RF tagging technology). Two additional categories of smart codes, well known in the art, which are based on contact and contactless cards are the so-called Combi cards and Hybrid cards.

A Hybrid card generally can be equipped with two chips, each with a respective contact and contactless interface. The two chips are not connected, but for many applications, this Hybrid serves the needs of consumers and card issuers. The Combi card can be generally based on a single chip and can be generally configured with both a contact and contactless interface.

Chips utilized in such smart cards are generally based on microprocessor chips or memory chips. Smart cards based on memory chips depend on the security of the card reader for their processing and can be utilized with low to medium security requirements. A microprocessor chip can add, delete and otherwise manipulate information in its memory. Microprocessor-based memory cards typically contain microprocessor chips with a variety of architectures.

The electronic wireless hand held multimedia device 11 of FIGS. 1-3 can be configured as a hand held device adapted for use with a cartridge/module, such as module 50. The cartridge/module 50 can contain the electronics (e.g., tuner, filter, etc.) to allow a hand held device to be adapted for receiving multimedia data. Electronic wireless hand held multimedia device 11 includes a display screen 18 for the display of multimedia data. Additionally, display screen 18 of electronic wireless hand held multimedia device 11 can be configured with a touch screen user interface displayable and operable on display screen 18. Display screen 18 can include one or more touch screen areas.

Those skilled in the art can appreciate that a variety of possible wireless communications and networking configurations can be utilized to implement wireless network 152, as shown in FIG. 4. Wireless network 152 can be, for example, implemented according to a variety of wireless protocols, including cellular, Bluetooth, and RF or direct IR

US 9,646,444 B2

11

communications. Wireless network **152** can be implemented as a single network type (e.g., Bluetooth) or a network based on a combination of network types (e.g., GSM, CDMA, etc).

Wireless network **152** can be configured with teachings/aspects of CDPD (Cellular Digital Packet Data) networks well known in the networking arts. CDPD network **154** is illustrated in FIG. 4. CDPD can be configured as a TCP/IP based technology that supports Point-to-Point (PPP) or Serial Line Internet Protocol (SLIP) wireless connections to mobile devices, such as the hand held devices described and illustrated herein. Cellular service is generally available throughout the world from major service providers. Data can be transferred utilizing CDPD protocols.

Current restrictions of CDPD are not meant to limit the range or implementation of the method and system described herein, but are described herein for illustrative purposes only. It is anticipated that CDPD will be continually developed, and that such new developments can be implemented in accordance with the present invention.

Wireless network **152** can preferably be also configured with teachings/aspects of a Personal Area Network **156** or Bluetooth, as described herein. Bluetooth was adopted by a consortium of wireless equipment manufacturers referred to as the Bluetooth Special Interest Group (BSIG), and has emerged as a global standard for low cost wireless data and voice communication. Current specifications for this standard call for a 2.4 GHz ISM frequency band. Bluetooth technology is generally based on a short-range radio transmitter/receiver built into small application specific circuits (ASICs, DSPs) and embedded into support devices, such as the hand held devices described and illustrated herein. It should be appreciated that all the wireless transceiver modules and capabilities described herein can be built into small application specific circuits (ASICs, DSPs) and embedded into support devices, such as the hand held devices described and illustrated herein.

The Bluetooth standard permits up to 100 mw of power, which can increase the range to 100 M. In addition, Bluetooth can support several data channels. Utilizing short data packets and frequency hopping of up to 1600 hops per second, Bluetooth is a wireless technology that can be utilized to enable the implementation of the methods and systems described herein. Current restrictions of Bluetooth are not meant to limit the range or implementation of the present invention, but are described herein for illustrative purposes only. It is anticipated Bluetooth will be continually developed, and that such new developments can be implemented in accordance with the present invention.

Wireless network **152** can also be configured utilizing teachings/aspects of GSM network **158**. GSM (Global System for Mobile Communication) and PCS (Personal Communications Systems) networks, both well known in the telecommunications arts, generally operate in the 800 MHz, 900 MHz, and 1900 MHz range. PCS initiates narrowband digital communications in the 900 MHz range for paging, and broadband digital communications in the 1900 MHz band for cellular telephone service. In the United States, PCS 1900 is generally equivalent to GSM 1900. GSM operates in the 900 MHz, 1800-1900 MHz frequency bands, while GSM 1800 is widely utilized throughout Europe and many other parts of the world.

In the United States, GSM 1900 is generally equivalent to PCS 1900, thereby enabling the compatibility of these two types of networks. Current restrictions of GSM and PCS are not meant to limit the range or implementation of the present invention, but are described herein for illustrative purposes only. It is anticipated that GSM and PCS will be continually

12

developed, and that aspects of such new developments can be implemented in accordance with the present invention.

Wireless network **152** can also be, for example, a wireless LAN (Local Area Network). In other embodiments or implementations, wireless network **152** can also utilize teachings/aspects of GPRS network **160**. GPRS technology, well-known in the telecommunications arts, bridges the gap between current wireless technologies and the so-called "next generation" of wireless technologies referred to frequently as the third-generation or 3G wireless technologies. GPRS is generally implemented as a packet-data transmission network that can provide data transfer rates up to 115 Kbps. GPRS can be implemented with CDMA and TDMA technology and supports X.25 and IP communications protocols, all well known in the telecommunications arts. GPRS also enables features, such as Voice over IP (VoIP) and multimedia services. Current restrictions of GPRS are not meant to limit the range or implementation of the present invention, but are described herein for illustrative purposes only. It is anticipated that GPRS will be continually developed and that such new developments can be implemented in accordance with the present invention.

Wireless network **152** can also be implemented utilizing teaching/aspects of a CDMA network **162** or CDMA networks. CDMA (Code Division Multiple Access) is a protocol standard based on IS-95 CDMA, also referred to frequently in the telecommunications arts as CDMA-1. IS-95 CDMA is generally configured as a digital wireless network that defines how a single channel can be segmented into multiple channels utilizing a pseudo-random signal (or code) to identify information associated with each user. Because CDMA networks spread each call over more than 4.4 trillion channels across the entire frequency band, it is much more immune to interference than most other wireless networks and generally can support more users per channel.

CDMA can support data. Wireless network **152** can be configured with a form of CDMA technology known as wideband CDMA (W-CDMA). Wideband CDMA can be also referred to as CDMA 2000 in North America. W-CDMA can be utilized to increase transfer rates utilizing multiple 1.25 MHz cellular channels. Current restrictions of CDMA and W-CDMA are not meant to limit the range or implementation of the present invention, but are described herein for illustrative purposes only. It is anticipated that CDMA and W-CDMA will be continually developed and that such new developments can be implemented in accordance with the present invention.

Wireless network **152** can be also implemented utilizing teachings/aspects of a 3G wireless communications network **164**. As a result of increased competition and the ongoing convergence of voice and data networks, new solutions and services are becoming available in the wired and wireless communications fields. Third Generation communications technology (also referred to in the art as 3G or IMT-2000), for example, is currently expected to bring wireless communication users the next generation of wireless technology. 3G is characterized by high-speed, high-bandwidth services that will support a wide variety of wireless applications, including wireline quality voice and high-resolution video. 3G is an initiative of the International Telecommunication Union (ITU) that seeks to integrate the various satellites, terrestrial, fixed and mobile systems currently deployed and being developed under a single standard or family of standards to promote global communication service capabilities and interoperability.

Wireless network **152** can also be configured utilizing teachings/aspects of TDMA networks **166**. TDMA (Time

Division Multiple Access) is a telecommunications network utilized to separate multiple conversation transmissions over a finite frequency allocation of through-the-air bandwidth. TDMA can be utilized in accordance with the present invention to allocate a discrete amount of frequency bandwidth to each user in a TDMA network to permit many simultaneous conversations or transmission of data. Each user can be assigned a specific timeslot for transmission. A digital cellular communications system that utilizes TDMA typically assigns 10 timeslots for each frequency channel.

A hand held device operating in association with a TDMA network sends bursts or packets of information during each timeslot. Such packets of information are then reassembled by the receiving equipment into the original voice or data/information components. Current restrictions of such TDMA networks are not meant to limit the range or implementation of the present invention, but are described herein for illustrative purposes only. It is anticipated that TDMA networks will be continually developed and that such new developments can be implemented in accordance with the present invention.

Wireless network **152** can also be configured utilizing teachings aspects of Wireless Intelligent Networks (WINs) **168**. WINs are generally known as the architecture of the wireless switched network that allows carriers to provide enhanced and customized services for mobile telephones. Intelligent wireless networks generally include the use of mobile switching centers (MSCs) having access to network servers and databases such as Home Location Registers (HLRs) and Visiting Location Registers (VLRs), for providing applications and data to networks, service providers and service subscribers (wireless device users).

Local number portability allows wireless subscribers to make and receive calls anywhere—regardless of their local calling area. Roaming subscribers are also able to receive more services, such as call waiting, three-way calling and call forwarding. A HLR is generally a database that contains semi-permanent mobile subscriber (wireless device user) information for wireless carriers' entire subscriber base.

A useful aspect of WINs for the present invention is enabling the maintenance and use of customer profiles within an HLR/VLR-type database. Profile information can be utilized for example with season ticket holders and/or fans of traveling teams or shows. HLR subscriber information as used in WINs includes identity, service subscription information, location information (the identity of the currently serving VLR to enable routing of communications), service restrictions and supplementary services/information. HLRs handle SS7 transactions in cooperation with Mobile Switching Centers and VLR nodes, which request information from the HLR or update the information contained within the HLR. The HLR also initiates transactions with VLRs to complete incoming calls and update subscriber data. Traditional wireless network design is generally based on the utilization of a single HLR for each wireless network, but growth considerations are prompting carriers to consider multiple HLR topologies.

The VLR can be also configured as a database that contains temporary information concerning the mobile subscribers currently located in a given MSC serving area, but whose HLR can be elsewhere. When a mobile subscriber roams away from the HLR location into a remote location, SS7 messages are used to obtain information about the subscriber from the HLR, and to create a temporary record for the subscriber in the VLR.

Signaling System No. 7 (referred to as SS7 or C7) is a global standard for telecommunications. In the past the SS7

standard has defined the procedures and protocol by which network elements in the public switched telephone network (PSTN) exchange information over a digital signaling network to affect wireless and wireline call setup, routing, control, services, enhanced features and secure communications. Such systems and standards can be utilized to implement wireless network **152** in support of wireless customers, in accordance with the present invention.

Improved operating systems and protocols allow a Graphical User Interfaces (GUI) to provide an environment that displays user options (e.g., graphical symbols, icons or photographs) on the display screen **18** of the electronic wireless hand held multimedia device **11**. Extensible Markup Language ("XML") is a standard that is available that performs as a universal language for data, making documents more interchangeable. XML allows information to be used in a variety of formats for different devices, including PCs, PDAs and web-enabled mobile phones.

XML enables documents to be exchanged even where the documents were created and/or are generally used by different software applications. XML can effectively enable one system to translate what another system sends. As a result of data transfer improvements, wireless device GUIs can be utilized in accordance with a hand held device and wireless network **152**, whether configured as a paging network or another network type, to render images on the hand held device that closely represent the imaging capabilities available on desktop computing devices.

FIG. **5** illustrates a diagram of a system **150** providing multimedia data to electronic wireless hand held multimedia device wherein the multimedia data is received and processed for display, in accordance with the embodiments. Note that in FIGS. **1-5**, identical or similar parts or elements are generally indicated by identical reference numerals. Multimedia data can be created or captured, for example, as shown in FIG. **5** by a video camera **114**, from live activity **130**, such as a concert **138** or private activities **140**. The multimedia data can be stored on a server **112** as data wherefrom it can be retrieved through a data network **152** by the wireless handheld device **11**. The data network **152** can include a wireless network as described herein before such as a cellular data network, 802.11 networks, or another type of data transmissions such as indicated in FIG. **4**. Data network **152** can include, for example, the use of a gateway configured as an access point for a wireless LAN (Local Area Network). Access points for wireless LAN networks and associated wired and wireless hardware (e.g., servers, routers, gateways, etc.) can be utilized in accordance with the present invention described herein. In the example depicted in FIG. **5**, an electronic wireless hand held device user can desire to obtain multimedia data (e.g., video, audio, etc) being broadcast from a multimedia data source **130**, for example, a live entertainment venue shown as an example remote data source **130** in FIG. **5**, which can be concert hall or sports stadium.

Hand held device **11** can be configured to communicate with and receive transmissions from remote data sources **112** over data networks **152** based on device identification (e.g., device address). Communication with hand held devices, such as hand held device **11**, however, can also be achieved through RF (Radio Frequency) broadcasts, thereby not requiring two-way communication and authentication between, for example, a wireless LAN network and such hand held devices. A broadcast under such a scenario can also require that such a hand held device or hand held devices possess decryption capabilities or the like in order to be authorized to receive transmissions from a remote data

US 9,646,444 B2

15

resource. More than one wireless transceiver module 17, as explained previously, are integrated within hand held device 11 to enable access to multimedia data over various wireless communications means.

In one aspect of the scenario depicted in FIG. 5, a live activity instead of recorded media can be accessed and viewed using an electronic wireless hand held multimedia device 11. In a live scenario, one or more video cameras 114 can be positioned at a live entertainment venue as the data resource 130 at locations that capture images not only of the events taking place on a concert stage, but also events taking place within the venue itself. For example, if an audience member 140 happens to be walking along a stadium aisle within view of video camera 114, the audience member's video image can be captured and displayed as video image 144 within display screen 18 of hand held device 11, as indicated at Time 1. Likewise, video camera 114 can capture images of band member 138 whose video image can be displayed as video image 142 within a display area of display screen 18, as indicated at Time 1. Thus, a user of hand held device 11 can view not only the events taking place on a central performing platform of venue, but also other events within the arena itself. The user of device 11 can be located within a venue or many miles, perhaps, thousands of miles away, from a venue. The band member 138 can be located on a central performing platform (not shown) of a multimedia data source 130 in the form of a venue when video camera 114 captures video of band member 138. The user can also, for example, wish to see a close-up of audience member 140. By activating user controls and/or a touch screen interface integrated with display screen 18, the user can, for example, pan or zoom to view a close-up video shot of audience member 140, as indicated at Time 2. Captured video images can be transferred from video camera 114 as video data to hardware 112 such as a server. From the server 112, video can be accessed and transferred over the wireless network 152 to the device 11.

The embodiments and examples set forth herein are presented in order to best explain the present invention and its practical application and to thereby enable those skilled in the art to make and utilize the invention. However, those skilled in the art will recognize that the foregoing description and examples have been presented for the purpose of illustration and example only. The description as set forth is not intended to be exhaustive or to limit the invention to the precise form disclosed. Many modifications and variations are possible in light of the above teaching without departing from the spirit and scope of the following claims.

What is claimed is:

1. An electronic wireless hand held multimedia device, comprising:

at least one of a wireless unit and a tuner unit supporting bi-directional data communications of data including video and text for the electronic wireless hand held multimedia device with remote data resources over cellular telecommunications networks, over wireless local area networks and over a direct wireless connection with electronic devices located within short range using short range RE (Radio Frequency) communications after accepting a passcode from a user of the multimedia device during the communications;

a touch sensitive display screen configured to display the data including video and text received by the electronic wireless hand held multimedia device by selecting a particular data represented by a soft button on the touch sensitive display screen of the multimedia device;

16

a microprocessor configured to facilitate operation of and communications by the electronic wireless hand held multimedia device; and

a video camera enabling the capture, storage, processing, and transmission of video and pictures.

2. The electronic wireless hand held multimedia device of claim 1, further comprising a global positioning module configured to provide location information for the electronic wireless hand held multimedia device.

3. The electronic wireless hand held multimedia device of claim 1, further comprising a cartridge reader configured to transfer data with an electronic cartridge.

4. The electronic wireless hand held multimedia device of claim 2, further comprising a cartridge reader configured to transfer data with an electronic cartridge.

5. The electronic wireless hand held multimedia device of claim 1, further comprising a mobile payment module enabling mobile payments via a variety of billing arrangements.

6. The electronic wireless hand held multimedia device of claim 1, further comprising a security module enabling protected data management and communications security.

7. The electronic wireless hand held multimedia device of claim 1, further comprising a wireless infrared transceiver supporting bi-directional line-of-site data communications of the electronic wireless hand held multimedia device over an Infrared wireless connection with electronic devices located within line of sight from the electronic wireless hand held multimedia device.

8. An electronic wireless hand held multimedia device, comprising:

at least one of a wireless unit and a tuner unit supporting bi-directional data communications of data including video and text for the electronic wireless hand held multimedia device with remote data resources over cellular telecommunications networks, over wireless local area networks and over a direct wireless connection with electronic devices located within short range using short range RF data communications after accepting a passcode from a user of the multimedia device during the communications;

a touch sensitive display screen configured to display the data including video and text received by the electronic wireless hand held multimedia device by selecting a particular data represented by a soft button on the touch sensitive display screen of the multimedia device;

a microprocessor configured to facilitate operation of and communications by the electronic wireless hand held multimedia device;

a video camera enabling the capture, storage, processing and transmission of video and pictures; and

a global positioning module configured to provide location information for the electronic wireless hand held multimedia device.

9. The electronic wireless hand held multimedia device of claim 8, further comprising a cartridge reader configured to transfer data with an electronic cartridge.

10. The electronic wireless hand held multimedia device of claim 8, further comprising a mobile payment module enabling mobile payments via a variety of billing arrangements.

11. The electronic wireless hand held multimedia device of claim 8, further comprising a security module enabling protected data management and communications security.

12. The electronic wireless hand held multimedia device of claim 8, further comprising a wireless infrared transceiver supporting bi-directional line-of-site data communications

US 9,646,444 B2

17

of the electronic wireless hand held multimedia device over an Infrared wireless connection with electronic devices located within line of sight from the electronic wireless hand held multimedia device.

13. The electronic wireless hand held multimedia device of claim 12, further comprising a mobile payment module enabling mobile payments via a variety of billing arrangements.

14. The electronic wireless hand held multimedia device of claim 12, further comprising a security module enabling protected data management and communications security.

15. An electronic wireless hand held multimedia device, comprising:

at least one of a wireless unit and a tuner unit supporting bi-directional data communications of data including video and text for the electronic wireless hand held multimedia device with remote data resources over cellular telecommunications networks, over wireless local area networks and over a direct wireless connection with electronic devices located within short range using short range RF (Radio Frequency) communications after accepting a passcode from a user of the multimedia device during the communications;

a touch sensitive display screen configured to display the data including video and text received by the electronic wireless hand held multimedia device by selecting a particular data represented by a soft button on the touch sensitive display screen of the multimedia device;

a microprocessor configured to facilitate operation of and communications by the electronic wireless hand held multimedia device; and

18

a mobile payment module enabling the management of payment transactions wirelessly utilizing said electronic wireless hand held multimedia device.

16. The electronic wireless hand held multimedia device of claim 15, wherein said mobile payment module enables a user of said electronic wireless hand held multimedia device to make a payment and/or management a financial account over a data network and/or at a wireless point of sale.

17. The electronic wireless hand held multimedia device of claim 15, further comprising a video camera that enables the capture, storage, processing and transmission of video and photos via said electronic wireless hand held multimedia device.

18. The electronic wireless hand held multimedia device of claim 15, further comprising a cartridge reader configured to transfer data with an electronic cartridge.

19. The electronic wireless hand held multimedia device of claim 15, further comprising a security module enabling protected data management and communications security.

20. The electronic wireless hand held multimedia device of claim 15, further comprising a wireless infrared transceiver supporting bi-directional line-of-site data communications of the electronic wireless hand held multimedia device over an Infrared wireless connection with electronic devices located within line of sight from the electronic wireless hand held multimedia device.

\* \* \* \* \*



# **EXHIBIT C**

(12) **United States Patent**  
**Ortiz et al.**

(10) **Patent No.:** **US 10,182,144 B2**  
 (45) **Date of Patent:** **\*Jan. 15, 2019**

(54) **ELECTRONIC WIRELESS HAND HELD MULTIMEDIA DEVICE**

USPC ..... 379/88.13, 142.05, 903, 908, 915, 916;  
 455/410-412.1; 705/14.64; 342/357.1;  
 702/159; 370/329

(71) Applicant: **Mesa Digital, LLC**, Albuquerque, NM (US)

See application file for complete search history.

(72) Inventors: **Luis M. Ortiz**, Albuquerque, NM (US);  
**Kermit D. Lopez**, Albuquerque, NM (US)

(56) **References Cited**

U.S. PATENT DOCUMENTS

4,433,387 A \* 2/1984 Dyer ..... G01R 13/04  
 702/159  
 5,726,660 A \* 3/1998 Purdy ..... G01S 5/0027  
 342/357.75  
 6,587,835 B1 \* 7/2003 Treyz ..... G06Q 20/12  
 705/14.64

(\*) Notice: Subject to any disclaimer, the term of this patent is extended or adjusted under 35 U.S.C. 154(b) by 0 days.

This patent is subject to a terminal disclaimer.

\* cited by examiner

(21) Appl. No.: **15/432,597**

*Primary Examiner* — Md S Elahee

(22) Filed: **Feb. 14, 2017**

(74) *Attorney, Agent, or Firm* — Kermit D. Lopez; Luis M. Ortiz; Ortiz & Lopez, PLLC

(65) **Prior Publication Data**

US 2017/0230498 A1 Aug. 10, 2017

(57) **ABSTRACT**

**Related U.S. Application Data**

(63) Continuation of application No. 14/622,201, filed on Feb. 13, 2015, now Pat. No. 9,646,444, which is a (Continued)

An electronic wireless hand held multimedia device includes a microprocessor and more than one wireless transceiver modules enabling wireless communications over a variety of standards, including Cellular (e.g., GSM, CDMA, GPRS, 3G), 802.11 (e.g., WLAN), and short range (e.g., Bluetooth, infrared, RFID) for the retrieval, processing, and delivery of multimedia data to/from remote data resources (e.g., Internet, servers). The hand held device can include any of: a touch sensitive display screen configured to display multimedia data including video, text, GPS maps, and accept user input: a cartridge reader configured to exchange data with an electronic cartridge; a GPS module configured to operate with mapping resources and provide location information and GPS mapping; a mobile payment module enabling mobile payments via a variety of billing arrangements; a security module enabling protected data management and communications security; a video camera enabling the capture, storage, processing, and transmission of video and pictures.

(51) **Int. Cl.**

**H04M 1/725** (2006.01)  
**H04W 4/02** (2018.01)

(Continued)

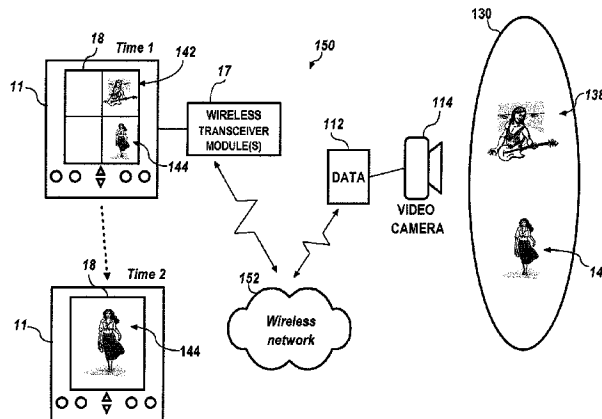
(52) **U.S. Cl.**

CPC ..... **H04M 1/72583** (2013.01); **G06Q 20/102** (2013.01); **G06Q 20/322** (2013.01); **H04M 1/026** (2013.01); **H04W 4/02** (2013.01); **H04W 4/80** (2018.02); **H04W 12/08** (2013.01); **H04L 5/14** (2013.01); **H04M 2250/22** (2013.01); **H04W 88/02** (2013.01)

(58) **Field of Classification Search**

CPC ..... G07C 9/00674

**18 Claims, 6 Drawing Sheets**



**US 10,182,144 B2**

Page 2

---

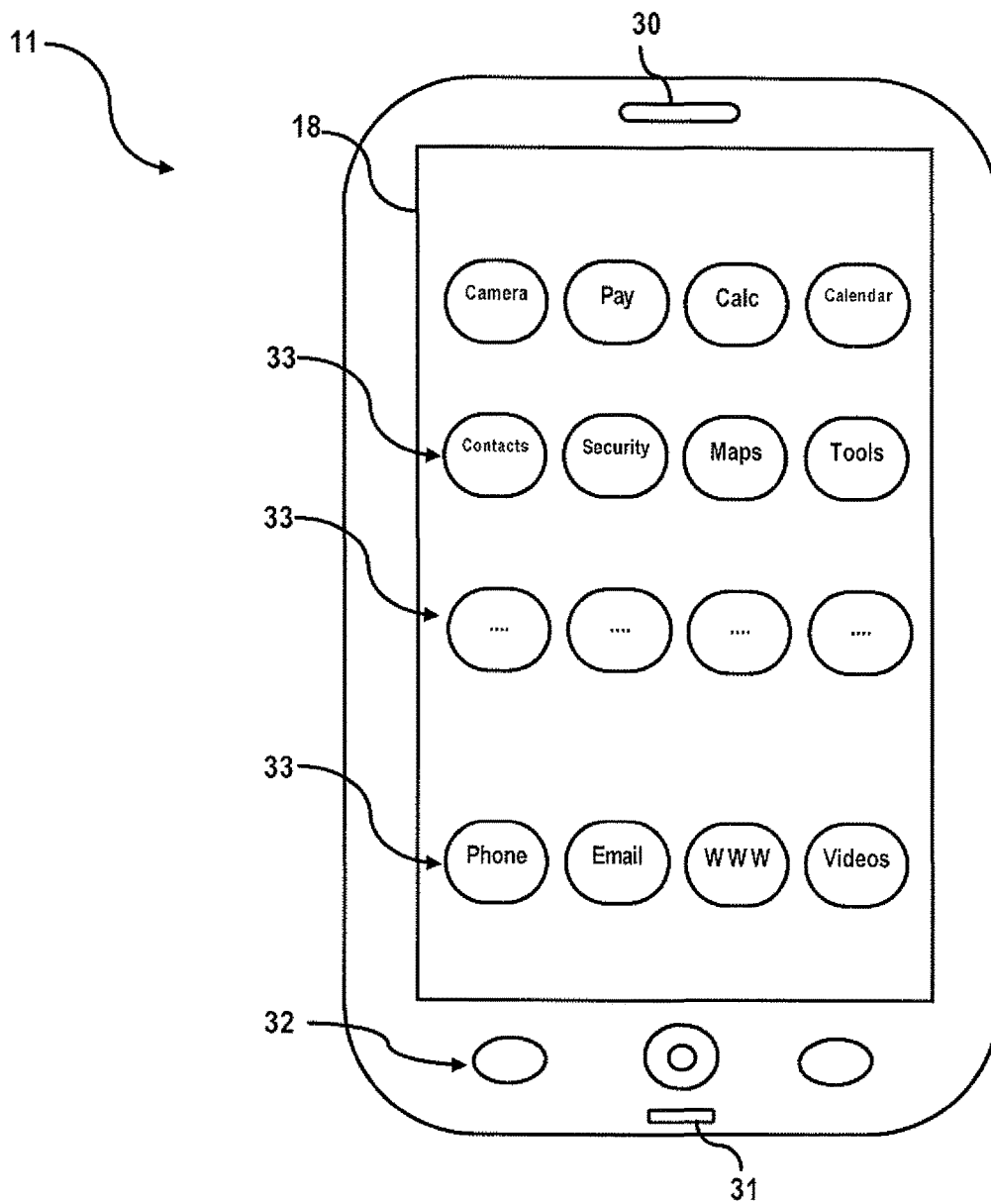
**Related U.S. Application Data**

continuation of application No. 12/257,205, filed on Oct. 23, 2008, now Pat. No. 9,031,537, which is a continuation of application No. 09/887,492, filed on Jun. 22, 2001, now Pat. No. 7,630,721, and a continuation of application No. 09/902,348, filed on Jul. 10, 2001, now Pat. No. 7,812,856.

(60) Provisional application No. 60/214,339, filed on Jun. 27, 2000, provisional application No. 60/243,561, filed on Oct. 26, 2000.

(51) **Int. Cl.**

<i>H04W 12/08</i>	(2009.01)
<i>H04M 1/02</i>	(2006.01)
<i>G06Q 20/32</i>	(2012.01)
<i>G06Q 20/10</i>	(2012.01)
<i>H04W 4/80</i>	(2018.01)
<i>H04W 88/02</i>	(2009.01)
<i>H04L 5/14</i>	(2006.01)



**FIG. 1(a)**

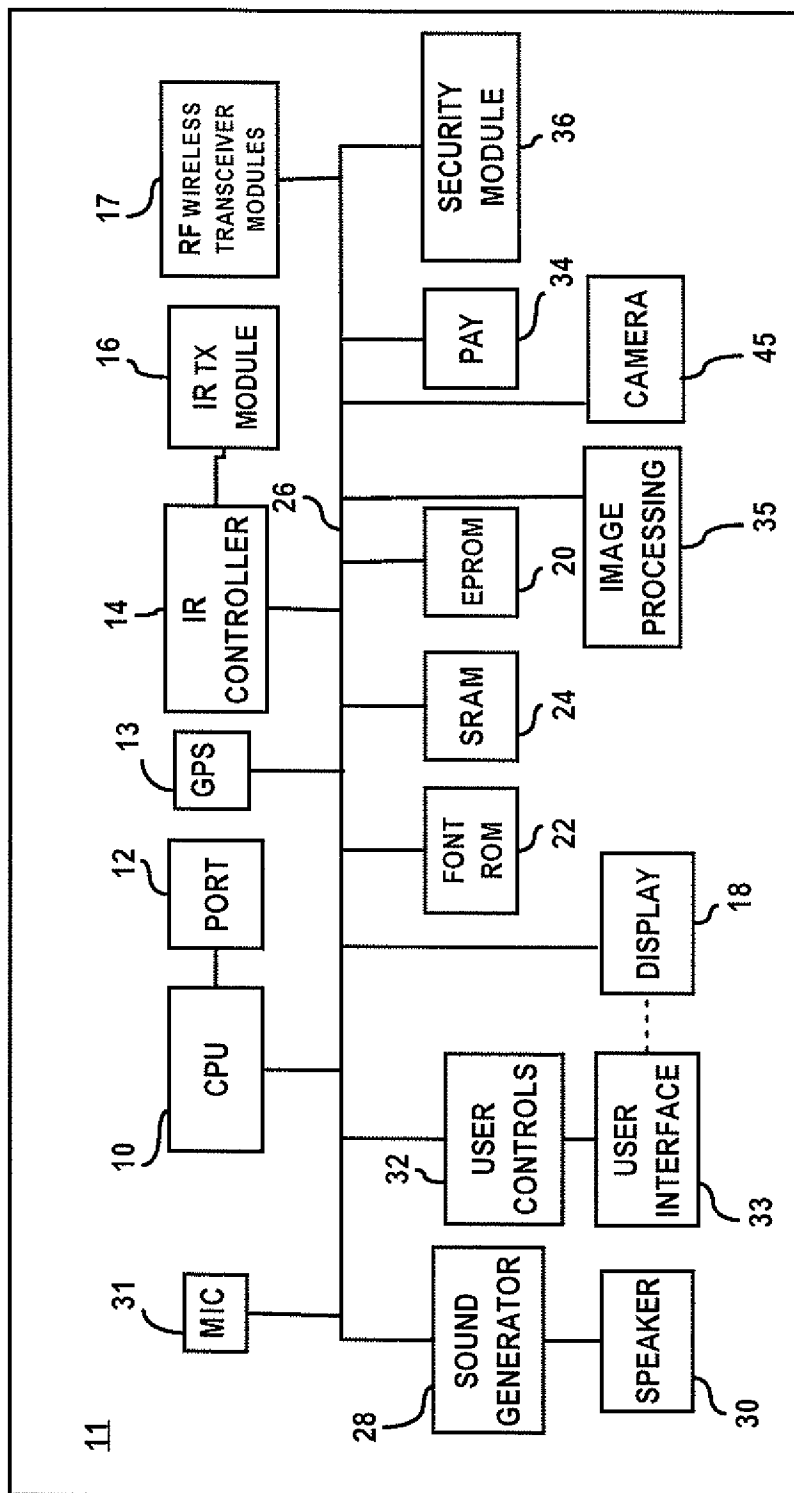
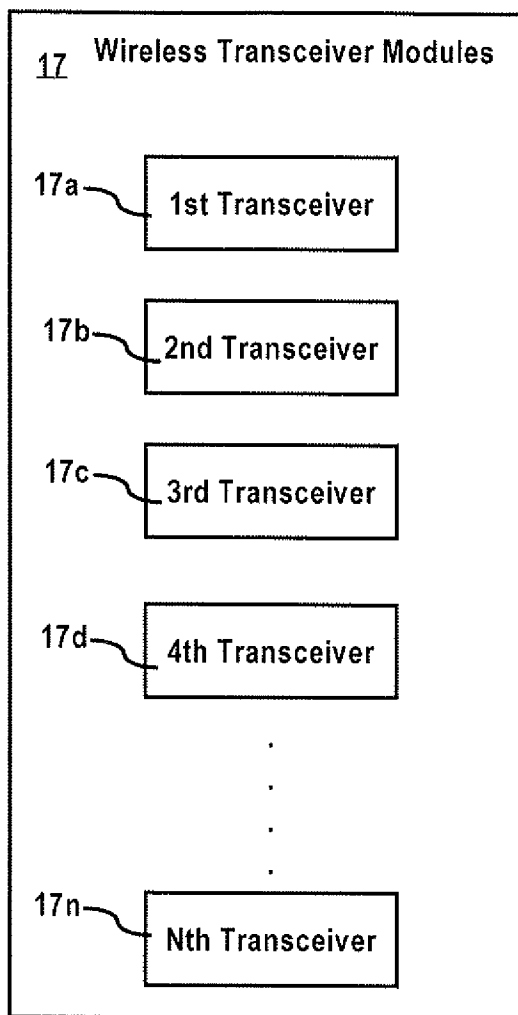


FIG. 1(b)



**FIG. 1(c)**

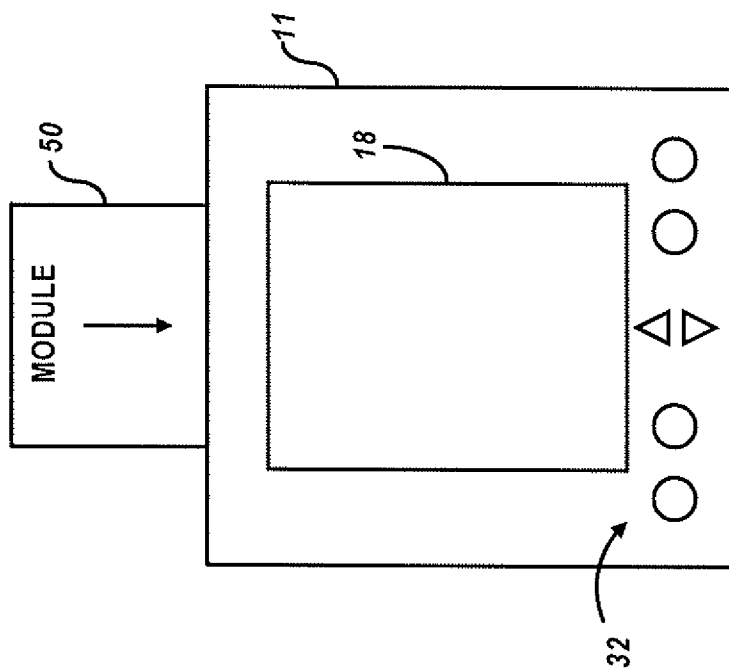


FIG. 2

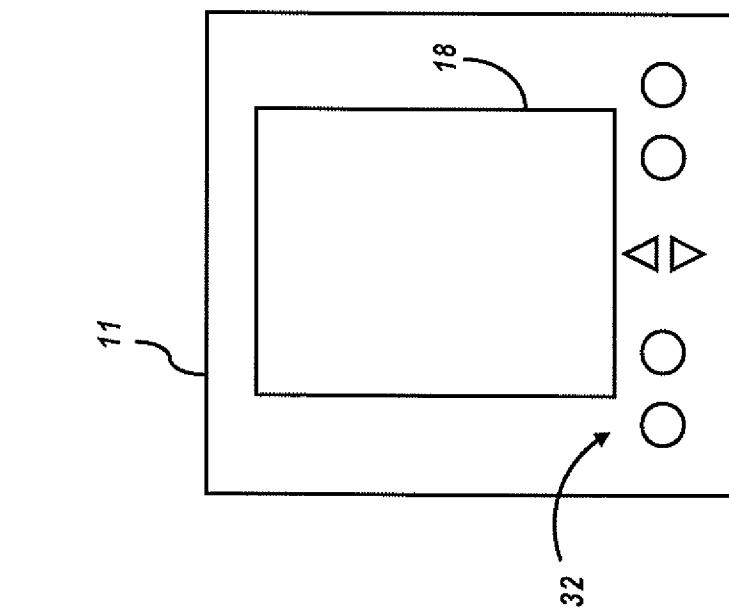


FIG. 3

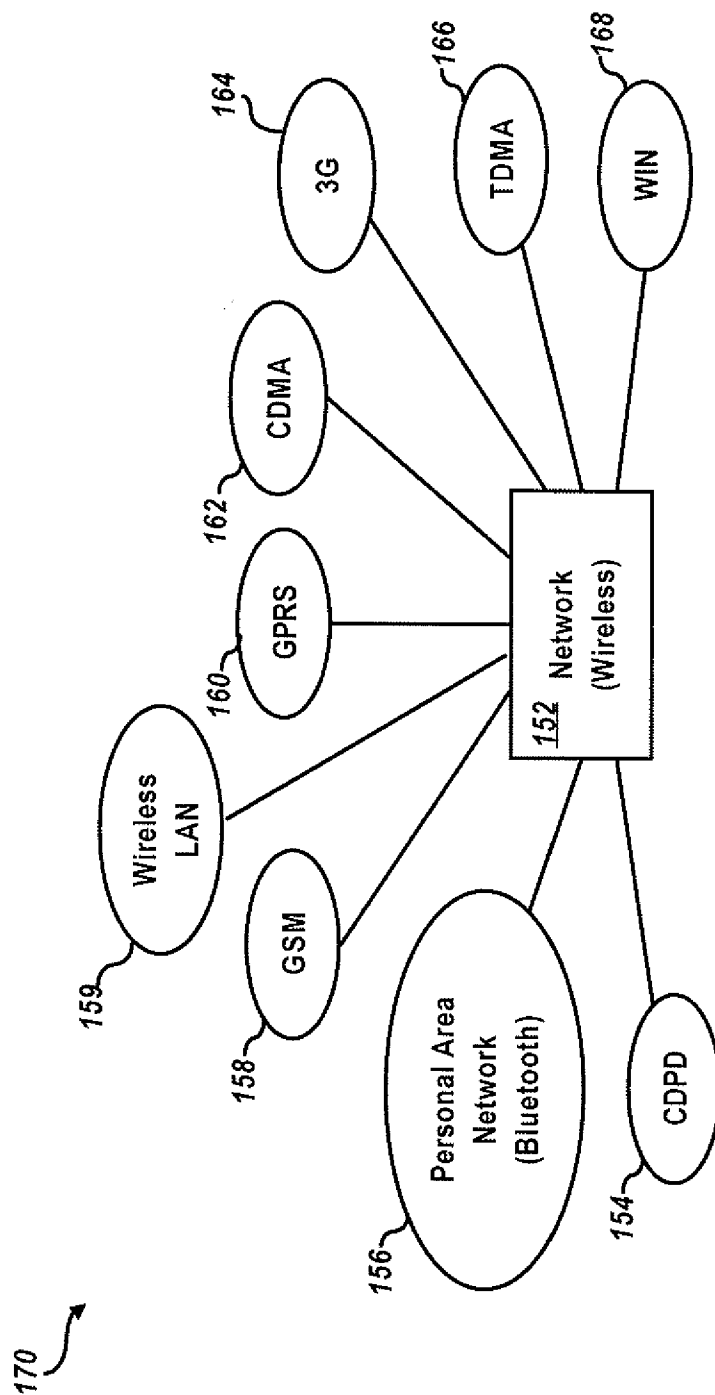


FIG. 4



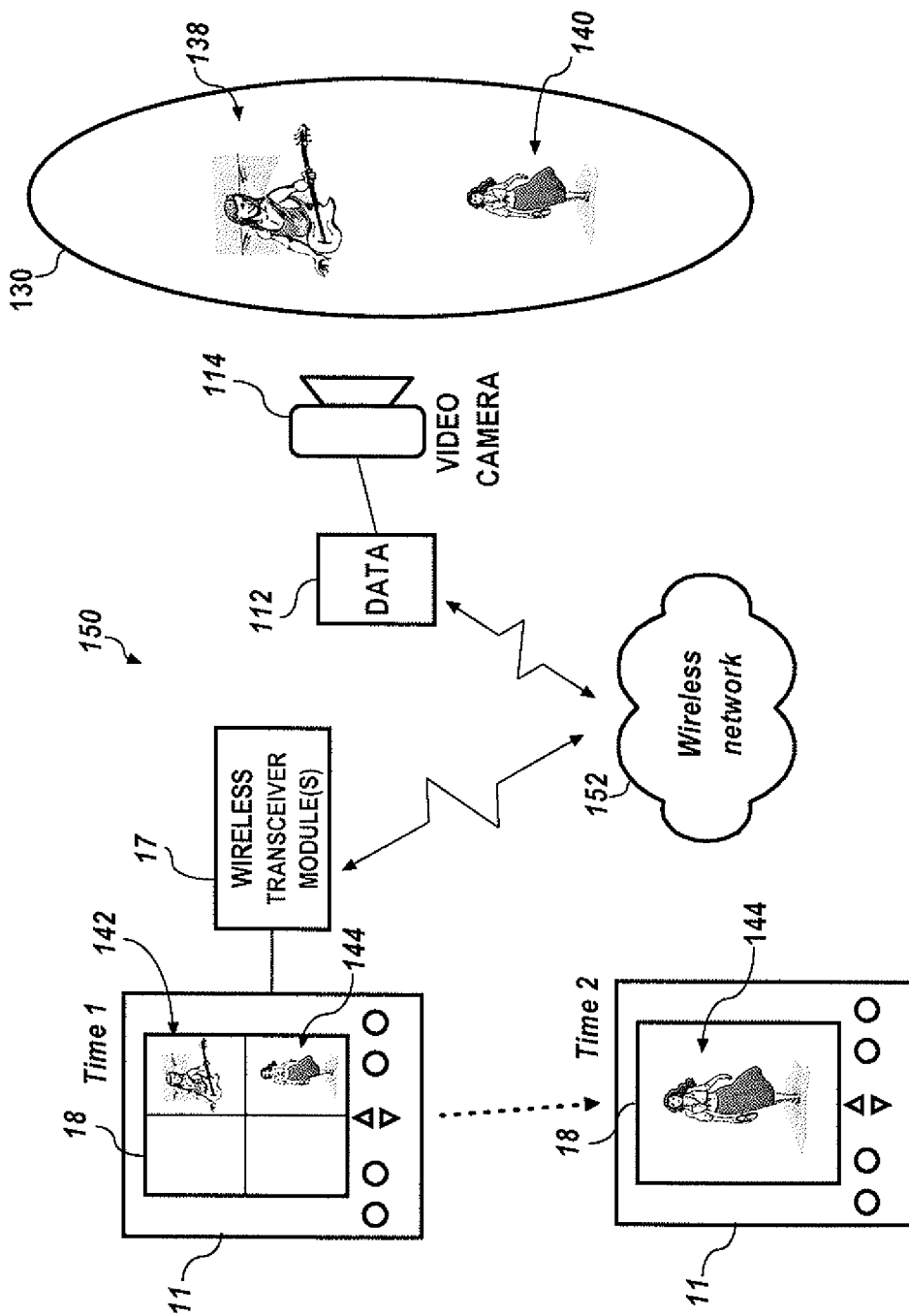


FIG. 5

US 10,182,144 B2

1

**ELECTRONIC WIRELESS HAND HELD  
MULTIMEDIA DEVICE****PRIORITY CLAIM AND CROSS-REFERENCE  
TO RELATED APPLICATIONS**

This patent application is a continuation of U.S. patent application Ser. No. 14/622,201, entitled "Electronic Wireless Hand Held Multimedia Device," which was filed on Feb. 13, 2015. U.S. patent application Ser. No. 14/622,201 is a continuation of U.S. patent application Ser. No. 12/257,205, entitled "Electronic Wireless Hand Held Multimedia Device," which was filed on Oct. 23, 2008, and which is incorporated herein by reference in its entirety, and which issued as U.S. Pat. No. 9,031,537 on May 12, 2015.

U.S. patent application Ser. No. 12/257,205 is a continuation of U.S. patent application Ser. No. 09/887,492, entitled "Systems, Methods and Apparatuses for Brokering Data Between Wireless Devices and Data Rendering Devices," which was filed on Jun. 22, 2001, and claims priority to U.S. Provisional Application Ser. No. 60/214,339, entitled "Systems, Methods and Apparatuses for Brokering Data Between Wireless Devices and Data Rendering Devices," which was filed on Jun. 27, 2000.

U.S. patent application Ser. No. 12/257,205 is also a continuation of U.S. patent application Ser. No. 09/902,348, entitled "Providing Multiple Perspectives of a Venue Activity to Electronic Hand-Held Devices," filed on Jul. 10, 2001, which claims the benefit of U.S. Provisional Application Ser. No. 60/243,561, which was filed on Oct. 26, 2000. All the aforementioned applications are incorporated herein by reference in their entirety. This patent application therefore claims and traces its priority date back to Jun. 27, 2000 and Oct. 26, 2000 with the filing of the above-referenced U.S. provisional patent Applications.

**TECHNICAL FIELD**

Embodiments are related to electronic wireless hand held devices such as Personal Digital Assistants (PDAs), mobile phones and data-enabled wireless telephones. Embodiments are also related to an electronic wireless hand held multimedia device capable of processing multimedia data including video on a touch sensitive display screen associated with the hand held device. In addition, Embodiments relate to techniques for providing electronic wireless hand held multimedia devices capable of multimedia data transmission and retrieval from multiple networks and wireless connections including: cellular (including 3G), 802.11 standard networks such as a wireless local area network (WLAN), and short range and/or line of sight communications standards and networks such as that supported by Bluetooth, IrDA (infrared), and RFID. Embodiments also relate to electronic wireless hand held multimedia devices capable of determining location information and directions using GPS and by displaying maps retrieved from remote servers (e.g., via the Internet) on touch sensitive display screens associated with the electronic wireless hand held multimedia devices. Embodiments also relate to electronic wireless hand held multimedia devices capable of moving data to/from, and operating with, a removable cartridge (e.g., external memory, smart card, card-based application modules and electronics).

**BACKGROUND OF THE INVENTION**

Electronic wireless hand held devices, such as, for example PDAs, mobile phones, data/video-enabled cellular

2

telephones, and other hand held wireless video-enabled devices have become a part of everyday life. For example, the shift in the consumer electronics industry from an emphasis on analog technology to a preference for digital technology is largely based on the fact that the former generally limits the user to a role of a passive recipient of information, while the latter is interactive and allows the user to control what, when, and how he or she receives and manipulates certain information. This shift in focus has resulted in the development and increasingly widespread use of a digital device generically referred to as a "personal digital assistant" (PDA).

PDAs are hand held computing devices (i.e., hereinafter referred to as "hand held devices" or "handheld devices") that are popular for processing, storing and maintaining information. The most advanced data-enabled wireless communication devices available in the marketplace on Jun. 27, 2000, the priority date of this patent application, took the form of a PDA. Examples of hand held devices that could be utilized in accordance with the methods and systems of the present invention include the "PalmPilot™" PDA, manufactured and sold by Palm Computing, the Handspring Visor™, Window CE™ compatible devices, RIM Blackberry-family devices, Motorola devices, and the Symbol SPT-family of PDA-type organizer devices. Unlike personal computers, which are general-purpose devices geared towards refining and processing information, PDAs are designed to capture, store and display information originating from various sources while a user in "on the go" or otherwise mobile. Additionally, while a certain level of skill is required to use a personal computer effectively, PDAs are designed with the novice and non-computer user in mind and are therefore intuitively easy to use.

A typical PDA includes a microprocessor, memory unit, a display, associated encoder circuitry, and a user interface generally provided in the form of a keyboard and selector buttons. A PDA can optionally contain an infrared emitter and wireless receiver. A graphical user interface permits a user to store, retrieve and manipulate data via an interactive touch-sensitive display. A PDA can also include software that enables software applications for using a calendar, directory, calculator, games, and one or more multimedia programs. The calendar typically provides dates organized as rows and columns in the usual form. A directory contains entries consisting of a name field and a free form alphanumeric text field that can contain company names, addresses, telephone and fax numbers, email addresses, etc. Games and multimedia software features can vary.

A menu of icons displayed via the graphical user interface as part of the touch sensitive screen can permit a user to choose particular functions and directories. Some PDAs come equipped with a stylus, which is a plastic-tipped pen that a user utilizes to write digitally on the display area and tap particular graphically displayed icons; although a user's figure nail can accomplish the same. Each icon is indicative of a particular activity or function. Touch screen interfaces, however, are also increasingly being implemented with PDAs to permit a user to activate software modules in the form of routines and subroutines operable therein.

Although it was generally known before Jun. 27, 2000 that PDAs can be connected to a desktop personal computer or other PDAs via infrared, direct wire, or a single wireless communication links, PDAs and similar hand held devices were not available that could selectively link to more than one wireless connection for purposes of accessing remote multimedia data and multimedia data sources, such as the Internet and remote servers. PDAs were not provided that

## US 10,182,144 B2

3

included more than one wireless transceiver module to enable remote access via 802.11, cellular, short/visible range (e.g., Bluetooth), infrared, and GPS resources, and also provide enhanced computing capabilities including the capability of processing and viewing multimedia data such as video broadcasts.

In the year 2000, the present inventors realized when they filed their patent applications that what would be needed in the future, among other things, was a electronic wireless hand held multimedia device that could connect to various data networks and establish short/visible range data connections with electronic devices located in close proximity, provide multimedia capabilities including remotely accessing and displaying of video, enabling access to email and multimedia content from the Internet including servers and the World Wide Web, determining location information and enable the determination and provision of directions to alternate location by accessing remote map information and displaying the map information on the display touch sensitive display screen, a technique which can be referred to as GPS mapping, and enable mobile payments through the device, for example, by enabling hand held device users to be billed a transaction fee via bank accounts (e.g., ATM, Debit and Credit cards) billing via communication service accounts or arrangements, and prepaid services, and other authorized account-related billing arrangements. A security module can be provided to enable protected data retrieval and management by enabling the use of pass codes, passwords and/or biometrics as well as communications security over communications signals during hand held device use. A video camera and video transmission capabilities enable user to capture, store, process and transmit video and take pictures.

## BRIEF SUMMARY

One aspect of the present invention is to provide a vastly improved electronic wireless hand held multimedia device than what was publicly available prior to Jun. 27, 2000.

Another aspect of the present invention provides electronic wireless hand held multimedia device configured for the retrieval, processing and transmission of multimedia data to/from remote data resources over various wireless communications means.

It is yet another aspect of the present invention to provide an electronic wireless hand held multimedia device capable of communicating with a variety of different types of wireless networks.

It is yet another aspect of the present invention to provide an electronic wireless hand held multimedia device includes a microprocessor and more than one wireless transceiver modules enabling wireless communications over a variety of communications standards, including Cellular (e.g., GSM, CDMA, GPRS, 3G), 802.11 (e.g., WLAN), and short range and/or line of sight range (e.g., Bluetooth, infrared, RFID), for the retrieval, processing and delivery of multimedia data to/from remote data resources (e.g., Internet, servers).

It is yet another aspect of the present invention that the hand held device can include any of the following: a touch sensitive display screen configured to display multimedia data including video, text and GPS maps, and accept user input; a cartridge reader configured to transfer data with an electronic cartridge; a GPS module configured to operate with mapping resources and provide location information in the form of GPS mapping; a mobile payment module enabling mobile payments via a variety of billing arrangements; a security module enabling protected data manage-

4

ment and communications security; a video camera enabling the capture, storage, processing and transmission of video and pictures.

The above and other aspects of the present invention are achieved as will now be further described. An electronic wireless hand held multimedia device is disclosed, which includes more than one wireless transceiver modules configured for the receipt, processing and transmission of multimedia data to and from remote data resources over more than one standard of wireless communication. For example the electronic wireless hand held multimedia device includes a first wireless transceiver module configured to support bi-directional data communications of the electronic wireless hand held multimedia device with remote data resources over cellular telecommunications networks and standards (e.g., 3G, CDMA, GPRS, and GSM). The electronic wireless hand held multimedia device also includes a second wireless transceiver module configured to support bi-directional data communications of the electronic wireless hand held multimedia device with remote data resources over 802.11 communications standards and networks including wireless local area networks (WLAN). The electronic wireless hand held multimedia device can also include a third wireless transceiver module configured to support bi-directional data communications of the electronic wireless hand held multimedia device over a direct wireless connection with electronic devices located within short RF range or visible proximity of the electronic wireless hand held multimedia devices.

The electronic wireless hand held multimedia device can be equipped with a display screen configured to display data including video and text received by the electronic wireless hand held multimedia device. The electronic wireless hand held multimedia device can also include a user interface configured to accept user input into the electronic wireless hand held multimedia device. Additionally, the electronic wireless hand held multimedia device can also include a microprocessor configured to facilitate the operation of, and communications by, the electronic wireless hand held multimedia device.

The electronic wireless hand held multimedia device can additionally include a global positioning system (GPS) module configured to provide location information for the electronic wireless hand held multimedia device. The electronic wireless hand held multimedia device can also include a cartridge reader configured to transfer data with an electronic cartridge. Additionally, the third wireless transceiver module can be configured as a Bluetooth transceiver.

The electronic wireless hand held multimedia device can also include a fourth wireless transceiver module configured to support bi-directional data communications of the electronic wireless hand held multimedia device over an Infrared wireless connection with electronic devices located within visible proximity of the electronic wireless hand held multimedia device.

The electronic wireless hand held multimedia device can also include a fifth wireless transceiver module configured to support bi-directional data communications of the electronic wireless hand held multimedia device over an RFID wireless connection with electronic devices located within visible or short range from the electronic wireless hand held multimedia device.

A video camera and video transmission capabilities can be included that enable hand held device users to capture, store, process and transmit video and take pictures.

## BRIEF DESCRIPTION OF THE DRAWINGS

The novel features believed characteristic of this invention are set forth in the appended claims. The invention

## US 10,182,144 B2

5

itself, however, as well as a preferred mode of use, further objects, and advantages thereof, will best be understood by reference to the following detailed description of an illustrative embodiment when read in conjunction with the accompanying drawings, wherein:

FIG. 1(a) illustrates a pictorial representation of an electronic wireless hand held multimedia device, which can be implemented in accordance with a preferred embodiment;

FIG. 1(b) depicts a schematic diagram illustrating exemplary hardware and software module configurations of an electronic wireless hand held multimedia device, which can be implemented in accordance with a possible embodiment;

FIG. 1(c) illustrates a block diagram of wireless transceiver modules that can be configured for use with the electronic wireless hand held multimedia device described herein, in accordance with an alternative embodiment;

FIG. 2 illustrates a pictorial representation of an electronic wireless hand held multimedia device, which can be implemented in accordance with an alternative embodiment;

FIG. 3 depicts a pictorial representation of an electronic wireless hand held multimedia device adapted for receiving a cartridge, in accordance with an alternative embodiment;

FIG. 4 illustrates a diagram depicting network attributes of wireless communications networks that can be utilized in accordance with the preferred embodiments; and

FIG. 5 illustrates a diagram of one example of a system for providing multimedia data to electronic wireless hand held multimedia device, in accordance with an alternative embodiment.

## DETAILED DESCRIPTION

FIG. 1(a) illustrates a pictorial representation of an electronic wireless hand held multimedia device **11**, which can be implemented in accordance with a preferred embodiment. Note that the device **11** can be referred to as a “handheld device”, “hand held device” or a “wireless hand held device”. Data can thus be transferred to and from the device **11**. Note that as utilized herein, the term “data” as utilized herein generally refers to text, voice, graphics and/or video, but can include other types of data such as software, security codes, encryption, decryption, etc. Such data can include, for example, “multimedia data” such as video, voice, audio, etc.

In general, the electronic wireless hand held multimedia device **11** can include, a touch sensitive display screen **18**, a speaker **30**, a microphone **31**, and one or more control buttons **32** for controlling some operations of device **11**. The device **11** depicted in FIG. 1(a) can be a device, such as, for example, a Personal Digital Assistant (PDA), a cellular telephone, a computing device capable of communicating with a wireless local area network, and so forth. In this respect, the device **11** can be implemented as a combined, PDA/cellular telephone with touch screen capabilities associated with the display screen **18**. Display screen **18** can be configured to display data including video and text and icons **33** operable as soft buttons providing options and action by the electronic wireless hand held multimedia device **11** when selected by a user.

FIG. 1(b) depicts a schematic diagram illustrating a general hardware configuration of an electronic wireless hand held multimedia device **11**, which can be implemented in accordance with an embodiment. The diagram depicted in FIG. 1(b) illustrates a variety of hardware configurations and components/modules, which can be utilized to implement one possible embodiment of the device **11**. Those skilled in the art can appreciate, however, that other hardware configurations with less or more hardware and/or modules can

6

be utilized in carrying out the electronic wireless hand held multimedia device **11** of the present invention, as will be further described herein. Note that in FIGS. 1(a) to **5**, identical or similar parts or elements are generally indicated by identical reference numerals. It can be appreciated that FIGS. 1(a) to **5** may refer to the same device **11**, the varying illustrations and configurations depicted in FIGS. 1(a) to **5** can represent variations or alternative embodiments of the same device **11**.

The electronic wireless hand held multimedia device **11** is capable of carrying out a variety of functionalities. For example, microprocessor shown as CPU **10** of electronic wireless hand held multimedia device **11**, can function as a main controller operating under the control of operating clocks supplied from a clock oscillator. CPU **10** can be configured as, for example, a microprocessor. Such a microprocessor can be configured to facilitate operation of and communications by the electronic wireless hand held multimedia device **11**. External pins of CPU **10** can be coupled to an internal bus **26** so that it can be interconnected to respective components.

The electronic wireless hand held multimedia device **11** can also be configured to include, for example, SRAM **24** which can be provided as a writeable memory that does not require a refresh operation and can be generally utilized as a working area of CPU **10**. SRAM (Static RAM) is generally a form of semiconductor memory (RAM) based on a logic circuit known as a flip-flop, which retains information as long as there is enough power to run the device. Font ROM **22** can be configured as a read only memory for storing character images (e.g., icons and font) displayable on a display **18**, which can be implemented as, for example, a touch sensitive display screen. Examples of types of displays that can be utilized in accordance with display **18** include, for example, a TFT active matrix display, an illuminated LCD (Liquid Crystal Display), or other small-scaled displays being developed or available in the art in compact form.

CPU **10** can be utilized to drive display **18** utilizing, among other media, font images from Font ROM **22**, images transmitted as data through wireless unit **17**, and processed by image-processing unit **35**. EPROM **20** can be configured as a read only memory that is generally erasable under certain conditions and can be utilized for permanently storing control codes for operating respective hardware components and security data, such as a serial number. A camera capable of capturing video and pictures can be provided and can also work in conjunction with image processing unit **35**.

IR controller **14** can be generally configured as a dedicated controller for processing infrared codes transmitted/received by an IR transceiver module **16** and for capturing the same as computer data. Wireless unit **17** can be generally configured as a dedicated controller and transceiver module for processing all wireless data transmitted from and to a wireless communications network, such as wireless communication network **152**, which is described in greater detail herein, but not shown in FIG. 1.

Note that the radio frequency (RF) wireless transceiver modules **17** (i.e., transceiver module) can constitute more than one wireless transceiver (e.g., multiple transceivers) formed separately or combined on an ASIC or DSP circuit. For example, FIG. 1(c) illustrates a block diagram of RE wireless transceiver modules **17** configured for use with the electronic wireless hand held multimedia device **11**, in accordance with an alternative embodiment, including, for example, a first transceiver module **17a**, a second transceiver

## US 10,182,144 B2

7

module **17b**, a third transceiver module **17c**, a fourth transceiver module **17d**, and up to an “*n*<sup>th</sup>” transceiver module, and so on.

The first wireless transceiver module **17a** can be configured, for example, to support bi-directional data communications of the electronic wireless hand held multimedia device **11** with remote data resources over cellular telecommunications networks. Wireless unit/transceiver module **17** can also include the second wireless transceiver module **17b** configured to support bi-directional data communications of the electronic wireless hand held multimedia device **11** with remote data resources over a wireless local area network. Additionally, wireless transceiver module **17** can include the third wireless transceiver module **17c** configured to support bi-directional data communications of the electronic wireless hand held multimedia device **11** over a direct wireless connection with electronic devices located at short range, for example, within up to a fifty to hundred foot range from the electronic wireless hand held multimedia device **11**. Additionally, wireless unit/transceiver module **17** can include the fourth wireless transceiver module **17d** configured to support bi-directional data communications of the electronic wireless hand held multimedia device **11** over an Infrared wireless connection with electronic devices located at line of sight (or “visible”) range, which can reasonably be within up to a fifty foot range from the electronic wireless hand held multimedia device **11**. It can be appreciated that other variations for wireless transceiver module **17** can also be provided.

Port **12** can be connected to CPU **10** and can be temporarily attached, for example, to a docking station to transmit information to and from electronic wireless hand held multimedia device **11** to other devices, such as personal computers, points of sale such as retail cash registers, electronic kiosk devices, and so forth. Port **12** can also be configured, for example, to link with a modem, cradle or docking station, which is well known in the art, and can permit network devices, a personal computer or other computing devices to communicate with electronic wireless hand held multimedia device **11**.

User controls can **32** permits a user to enter data to electronic wireless hand held multimedia device **11** and initiate particular processing operations via CPU **10**. A user interface **33** can be linked to user controls **32** to permit a user to access and manipulate electronic wireless hand held multimedia device **11** for a particular purpose, such as, for example, viewing video images on display **18**. Those skilled in the art will appreciate that user interface **33** can be implemented as a touch screen user interface, as indicated by the dashed lines linking display **18** with user interface **33**. User interface **33** can be configured to accept user input into the electronic wireless hand held multimedia device **11**.

In addition, CPU **10** can cause a sound generator **28** to generate sounds of predetermined frequencies from a speaker **30**. Speaker **30** can be utilized to produce music and other audio information associated with video data transmitted to electronic wireless hand held multimedia device **11** from an outside source. Additionally, a GPS (Global Positioning System) module **13** can also be connected to bus **26**. GPS module **13** can be configured to provide location information for the electronic wireless hand held multimedia device **11** and can operate with mapping software and resources to provide navigable directions on the display screen **18** to the user, which can be referred to as GPS mapping.

Those skilled in the art can appreciate that additional electronic circuits or the like other than, or in addition to,

8

those illustrated in FIG. **1** can be required to construct electronic wireless hand held multimedia device **11**. PDAs can be modified to (e.g., with proper authentication, filters, security codes, biometrics or the like) receive RF transmissions from at least one source (e.g., server, a wireless camera, or data from a camera transmitted wirelessly through a local data transmitter using Wi-Fi). Those skilled in the art can thus appreciate that because of the brevity of the drawings described herein, only a portion of the connections between the illustrated hardware blocks is generally depicted. In addition, those skilled in the art will appreciate that electronic wireless hand held multimedia device **11** can be implemented as a specific type of a hand held device, such as a Personal Digital Assistant (PDA), paging device, WAP-enabled mobile phone, and other associated hand held computing devices well known in the art.

Electronic wireless hand held multimedia device **11** can be configured to permit images, such as broadcasted video images or other multimedia data, to be displayed on display **18** for a user to view. Electronic wireless hand held multimedia device **11** thus includes an image-processing unit **35** for processing images transmitted as data to electronic wireless hand held multimedia device **11** through wireless unit **17**. A payment module **34**, can be implemented in the device **11** to enable the management of payment transactions which can be negotiated wirelessly through the device, for example, by enabling hand held device users to be billed a transaction fee via bank accounts (e.g., ATM, Debit and Credit cards) billing via communication service accounts or arrangements, and prepaid services, and other authorized account-related billing arrangements. Payment can be made directly to a wireless point of sale and/or over data networks. A security module can be provided to enable protected data retrieval and management by enabling the use of pass codes, passwords and/or biometrics and communications security during hand held device communications. A video camera and video transmission capabilities enable user to capture, store, process and transmit video and take pictures. Payment module **34** can be linked through internal bus **26** to CPU **10**. Additionally, a security module **36** can be utilized to process proper security codes to thereby ensure data (e.g., multimedia data) transferred to and from electronic wireless hand held multimedia device **11** can be secured and/or access can be permitted. Security unit **36** can be implemented as an optional feature of electronic wireless hand held multimedia device **11**. Security unit **36** can also be configured with routines or subroutines that are processed by CPU **10**, and which prevent wireless data from being transmitted/received from electronic wireless hand held multimedia device **11** beyond a particular frequency range, outside of a particular geographical area, associated with a local wireless network, or absent authorized authorization codes (e.g., decryption).

Those skilled in the art can appreciate that although electronic wireless hand held multimedia device **11** is generally illustrated in FIG. **1**, electronic wireless hand held multimedia device **11** can be implemented as a wireless application protocol (WAP), web-enabled cellular hand held device, such as a FDA, wireless telephone, or a combination thereof. Electronic wireless hand held multimedia device **11** can be configured with features of combination cellular telephone/FDA devices. Electronic wireless hand held multimedia device **11** can also permits users to access e-mail and store calendars and contact databases. Electronic wireless hand held multimedia device **11** can also be configured to include the use of multi-RF (Radio Frequency) receiver-enabled hand held television viewing device. Regardless of the type of hand held device implemented, it can be expected

## US 10,182,144 B2

9

that such a hand held devices will be adapted to receive and process data via image-processing unit **35** for ultimate display as moving images (video) on display **18**, in accordance with the present invention. Image-processing unit **35** can include image-processing routines, subroutines, software modules, and so forth, which perform image-processing operations.

FIG. 2 illustrates a pictorial representation of electronic wireless hand held multimedia device **11**, which can be utilized to implement a preferred embodiment. Electronic wireless hand held multimedia device **11** includes display screen **18**. Multimedia data (e.g., video, audio, graphics, etc) broadcast via radio frequency or provided digitally and wirelessly can be displayed on display screen **18** for a user to view. User controls **32** permit a user to manipulate images or text displayed on display screen **18**, such as the buttons on a keyboard provided on most Blackberry devices. A touch screen user interface can be further configured on the display screen **18** with electronic wireless hand held multimedia device **11** to permit a user to manipulate images/text displayed on display screen **18**.

FIG. 3 depicts a pictorial representation of electronic wireless hand held multimedia device **11** adapted for receiving a cartridge **50**, in accordance with an alternative embodiment. Electronic wireless hand held multimedia device **11** of FIG. 3 is generally analogous to electronic wireless hand held multimedia device **11** of FIG. 2, the difference being that electronic wireless hand held multimedia device **11** of FIG. 3 can be adapted to receive a cartridge bearing software and/or hardware modules (including memory) that permits electronic wireless hand held multimedia device **11** of FIG. 3 to function according to specific hardware and/or instructions contained in a memory location within cartridge **50**. The alternative embodiment depicted in FIG. 3 thus represents a variation to the embodiment illustrated in FIG. 2.

Cartridge **50** can be configured as a smart card of another appropriate module. Such a smart card can provide, for example, access codes (e.g., decryption) to enable electronic wireless hand held multimedia device **11** to receive data broadcasts. Note that as utilized herein, the term "module" can refer to a physical module, such as a cartridge. The term "module" can also refer to electronics and hardware stored on a cartridge. The term "module" can also refer to a software module composed of routines or subroutines that perform a particular function. Those skilled in the art can appreciate the meaning of the term module is based on the context in which the term is utilized. Thus, cartridge **50** can be generally configured as a physical cartridge or smart card. The term "module" as utilized herein can also refer to a software module, depending on the context of the discussion thereof.

To illustrate the use of a physical module, such as module **50**, assume that a user can possess several such physical modules or cartridges. One cartridge, when inserted into hand held device FIG. 3 can instruct hand held device **11** to function as a standard PDA, such as a Palm Pilot type device. Other functions including communications, software, memory and supplemental circuitry can be provided using a cartridge that can be inserted within and removed from the electronic wireless hand held multimedia device **11**.

Those skilled in the art can thus appreciate that electronic wireless hand held multimedia device **11** can be adapted to receive and cooperate with cartridge **50**. Additionally, electronic wireless hand held multimedia device **11** includes display screen **18**, which is similar to display unit **18** of FIG. 1. Electronic wireless hand held multimedia device **11**

10

depicted in FIG. 3 can also include user controls **32**. Thus, electronic wireless hand held multimedia device **11** can also implement touch screen capabilities through a touch screen user interface integrated with display screen **18**.

Assuming cartridge **50** is implemented as a smart card, it is anticipated that similar features can be implemented in accordance with the smart card to insure that hand held device **11** includes touch screen user interface **18** and video viewing capabilities. Smart cards are generally known in the art as credit-card sized plastic cards with an embedded computer chip. The chip can either be a microprocessor with internal memory or a memory chip with non-programmable logic. The chip connection can be configured via direct physical contact or remotely through a contactless electromagnetic interface.

Smart cards can be generally configured as either a contact or contactless smart card, or a combination thereof. A contact smart card requires insertion into a smart card reader (e.g., contained within hand held device **56**) with a direct connection to, for example, a conductive micromodule on the surface of the card. Such a micromodule can be generally gold plated. Transmission of commands, data, and card status takes place through such physical contact points.

A contactless card requires only close proximity to a reader. Both the reader and the card can be implemented with antenna means providing a contactless link that permits the devices to communicate with one another. Contactless cards can also maintain internal chip power or an electromagnetic signal (e.g., RF tagging technology). Two additional categories of smart codes, well known in the art, which are based on contact and contactless cards are the so-called Combi cards and Hybrid cards.

A Hybrid card generally can be equipped with two chips, each with a respective contact and contactless interface. The two chips are not connected, but for many applications, this Hybrid serves the needs of consumers and card issuers. The Combi card can be generally based on a single chip and can be generally configured with both a contact and contactless interface.

Chips utilized in such smart cards are generally based on microprocessor chips or memory chips. Smart cards based on memory chips depend on the security of the card reader for their processing and can be utilized when low to medium security requirements. A microprocessor chip can add, delete and otherwise manipulate information in its memory. Microprocessor-based memory cards typically contain microprocessor chips with a variety of architectures.

The electronic wireless hand held multimedia device **11** of FIGS. 1-3 can be configured as a hand held device adapted for use with a cartridge/module, such as module **50**. The cartridge/module **50** can contain the electronics (e.g., tuner, filter, etc.) to allow a hand held device to be adapted for receiving multimedia data. Electronic wireless hand held multimedia device **11** includes a display screen **18** for the display of multimedia data. Additionally, display screen **18** of electronic wireless hand held multimedia device **11** can be configured with a touch screen user interface displayable and operable on display screen **18**. Display screen **18** can include one or more touch screen areas.

Those skilled in the art can appreciate that a variety of possible wireless communications and networking configurations can be utilized to implement wireless network **152**, as shown in FIG. 4. Wireless network **152** can be, for example, implemented according to a variety of wireless protocols, including cellular, Bluetooth, and RF or direct IR communications. Wireless network **152** can be implemented

US 10,182,144 B2

11

as a single network type (e.g., Bluetooth) or a network based on a combination of network types (e.g., GSM, CDMA, etc).

Wireless network **152** can be configured with teachings/aspects of CDPD (Cellular Digital Packet Data) networks well known in the networking arts. CDPD network **154** is illustrated in FIG. 4. CDPD can be configured as, a TCP/IP based technology that supports Point-to-Point (PPP) or Serial Line Internet Protocol (SLIP) wireless connections to mobile devices, such as the hand held devices described and illustrated herein. Cellular service is generally available throughout the world from major service providers. Data can be transferred utilizing CDPD protocols.

Current restrictions of CDPD are not meant to limit the range or implementation of the method and system described herein, but are described herein for illustrative purposes only. It is anticipated that CDPD will be continually developed, and that such new developments can be implemented in accordance with the present invention.

Wireless network **152** can preferably be also configured with teachings/aspects of a Personal Area Network **156** or Bluetooth, as described herein. Bluetooth was adopted by a consortium of wireless equipment manufacturers referred to as the Bluetooth Special Interest Group (BSIG), and has emerged as a global standard for low cost wireless data and voice communication. Current specifications for this standard call for a 2.4 GHz ISM frequency band. Bluetooth technology is generally based on a short-range radio transmitter/receiver built into small application specific circuits (ASICs, DSPs) and embedded into support devices, such as the hand held devices described and illustrated herein. It should be appreciated that all the wireless transceiver modules and capabilities described herein can be built into small application specific circuits (ASICs, DSPs) and embedded into support devices, such as the hand held devices described and illustrated herein.

The Bluetooth standard permits up to 100 mw of power, which can increase the range to 100 M. In addition, Bluetooth can support several data channels. Utilizing short data packets and frequency hopping of up to 1600 hops per second, Bluetooth is a wireless technology that can be utilized to enable the implementation of the methods and systems described herein. Current restrictions of Bluetooth are not meant to limit the range or implementation of the present invention, but are described herein for illustrative purposes only. It is anticipated Bluetooth will be continually developed, and that such new development can be implemented in accordance with the present invention.

Wireless network **152** can also be configured utilizing teachings/aspects of GSM network **158**. GSM (Global System for Mobile Communication) and PCS (Personal Communications Systems) networks, both well known in the telecommunications arts, generally operate in the 800 MHz, 900 MHz, and 1900 MHz range. PCS initiates narrowband digital communications in the 900 MHz range for paging, and broadband digital communications in the 1900 MHz band for cellular telephone service. In the United States, PCS 1900 is generally equivalent to GSM 1900. GSM operates in the 900 MHz, 1800-1900 MHz frequency bands, while GSM 1800 is widely utilized throughout Europe and many other parts of the world.

In the United States, GSM 1900 is generally equivalent to PCS 1900, thereby enabling the compatibility of these two types of networks. Current restrictions of GSM and PCS are not meant to limit the range or implementation of the present invention, but are described herein for illustrative purposes only. It is anticipated that GSM and PCS will be continually

12

developed, and that aspects of such new developments can be implemented in accordance with the present invention.

Wireless network **152** can also be, for example, a wireless LAN (Local Area Network). In other embodiments or implementations, wireless network **152** can also utilize teachings/aspects of GPRS network **160**. GPRS technology, well-known in the telecommunications arts, bridges the gap between current wireless technologies and the so-called "next generation" of wireless technologies referred to frequently as the third-generation or 3G wireless technologies. GPRS is generally implemented as a packet-data transmission network that can provide data transfer rates up to 115 Kbps. GPRS can be implemented with CDMA and TDMA technology and supports X.25 and IP communications protocols, all well known in the telecommunications arts. GPRS also enables features, such as Voice over IP (VoIP) and multimedia services. Current restrictions of GPRS are not meant to limit the range or implementation of the present invention, but are described herein for illustrative purposes only. It is anticipated that GPRS will be continually developed and, that such new developments can be implemented in accordance with the present invention.

Wireless network **152** can also be implemented utilizing teaching/aspects of a CDMA network **162** or CDMA networks. CDMA (Code Division Multiple Access) is a protocol standard based on IS-95 CDMA, also referred to frequently in the telecommunications arts as CDMA-1. IS-95 CDMA is generally configured as a digital wireless network that defines how a single channel can be segmented into multiple channels utilizing a pseudo-random signal (or code) to identify information associated with each user. Because CDMA networks spread each call over more than 4.4 trillion channels across the entire frequency band, it is much more immune to interference than most other wireless networks and generally can support more users per channel.

CDMA can support data. Wireless network **152** can be configured with a form of CDMA technology known as wideband CDMA (W-CDMA). Wideband CDMA can be also referred to as CDMA 2000 in North America. W-CDMA can be utilized to increase transfer rates utilizing multiple 1.25 MHz cellular channels. Current restrictions of CDMA and W-CDMA are not meant to limit the range or implementation of the present invention, but are described herein for illustrative purposes only. It is anticipated that CDMA and W-CDMA will be continually developed and that such new developments can be implemented in accordance with the present invention.

Wireless network **152** can be also implemented utilizing teachings/aspects of a 3G wireless communications network **164**. As a result of increased competition and the ongoing convergence of voice and data networks, new solutions and services are becoming available in the wired and wireless communications fields. Third Generation communications technology (also referred to in the art as 3G or IMT-2000), for example, is currently expected to bring wireless communication users the next generation of wireless technology. 3G is characterized by high-speed, high-bandwidth services that will support a wide variety of wireless applications, including wireline quality voice and high-resolution video. 3G is an initiative of the International Telecommunication Union (ITU) that seeks to integrate the various satellite, terrestrial, fixed and mobile systems currently deployed and being developed under a single standard or family of standards to promote global communication service capabilities and interoperability.

Wireless network **152** can also be configured utilizing teachings/aspects of TDMA networks **166**. TDMA (Time

Division Multiple Access) is a telecommunications network utilized to separate multiple conversation transmissions over a finite frequency allocation of through-the-air bandwidth. TDMA can be utilized in accordance with the present invention to allocate a discrete amount of frequency bandwidth to each user in a TDMA network to permit many simultaneous conversations or transmission of data. Each user can be assigned a specific timeslot for transmission. A digital cellular communications system that utilizes TDMA typically assigns 10 timeslots for each frequency channel.

A hand held device operating in association with a TDMA network sends bursts or packets of information during each timeslot. Such packets of information are then reassembled by the receiving equipment into the original voice or data/information components. Current restrictions of such TDMA networks are not meant to limit the range or implementation of the present invention, but are described herein for illustrative purposes only. It is anticipated that TDMA networks will be continually developed and that such new developments can be implemented in accordance with the present invention.

Wireless network **152** can also be configured utilizing teachings/aspects of Wireless Intelligent Networks (WINs) **168**. WINs are generally known as the architecture of the wireless switched network that allows carriers to provide enhanced and customized services for mobile telephones. Intelligent wireless networks generally include the use of mobile switching centers (MSCs) having access to network servers and databases such as Home Location Registers (HLRs) and Visiting Location Registers (VLRs), for providing applications and data to networks, service providers and service subscribers wireless device users).

Local number portability allows wireless subscribers to make and receive calls anywhere—regardless of their local calling area. Roaming subscribers are also able to receive more services, such as call waiting, three-way calling and call forwarding. A HLR is generally a database that contains, semi-permanent mobile subscriber (wireless device user) information for wireless carrier & entire subscriber base.

A useful aspect of WINs for the present invention is enabling the maintenance and use of customer profiles within an HLR/VLR-type database. Profile information can be utilized for example with season ticket holders and/or fans of traveling teams or shows. HLR subscriber information as used in WINs includes identity, service subscription information, location information (the identity of the currently serving VLR to enable routing of communications), service restrictions and supplementary services/information. HLRs handle SS7 transactions in cooperation with Mobile Switching Centers and VLR nodes, which request information from the HLR or update the information contained within the HLR. The HLR also initiates transactions with VLRs to complete incoming calls and update subscriber data. Traditional wireless network design is generally based on the utilization of a single HLR for each wireless network, but growth considerations are prompting carriers to consider multiple HLR topologies.

The VLR can be also configured as a database that contains temporary information concerning the mobile subscribers currently located in a given MSC serving area, but whose HLR can be elsewhere. When a mobile subscriber roams away from the HLR location into a remote location, SS7 messages are used to obtain information about the subscriber from the HLR, and to create a temporary record for the subscriber in the VLR.

Signaling System No. 7 (referred to as SS7 or C7) is a global standard for telecommunications. In the past the SS7

standard has defined the procedures and protocol by which network elements in the public switched telephone network (PSTN) exchange information over a digital signaling network to affect wireless and, wireline cell setup, routing, control, services, enhanced features and secure communications. Such systems and standards can be utilized to implement wireless network **152** in support of wireless customers, in accordance with the present invention.

Improved operating systems and protocols allow a Graphical User Interfaces (GUI) to provide an environment that displays user options (e.g., graphical symbols, icons or photographs) on the display screen **18** of the electronic wireless hand held multimedia device **11**. Extensible Markup Language (“XML”) is a standard that is available that performs as a universal language for data, making documents more interchangeable. XML allows information to be used in a variety of formats for different devices, including PCs, PDAs and web-enabled mobile phones.

XML enables documents to be exchanged even where the documents were created and/or are generally used by different software applications. XML can effectively enable one system to translate what another system sends. As a result of data transfer improvements, wireless device GUIs can be utilized in accordance with a hand held device and wireless network **152**, whether configured as a paging network or another network type, to render images on the hand held device that closely represent the imaging capabilities available on desktop computing devices.

FIG. **5** illustrates a diagram of a system **150** providing multimedia data to electronic wireless hand held multimedia device wherein the multimedia data is received and processed for display, in accordance with the embodiments. Note that in FIGS. **1-5**, identical or similar parts or elements are generally indicated by identical reference numerals. Multimedia data can be created or captured, for example, as shown in FIG. **5** by a video camera **114**, from live activity **130**, such as a concert **138** or private activities **140**. The multimedia data can be stored on a server **112** as data wherefrom it can be retrieved through a data network **152** by the wireless handheld device **11**. The data network **152** can include a wireless network as described herein before such as a cellular data network, 802.11 networks, or another type of data transmissions such as indicated in FIG. **4**. Data network **152** can include, for example, the use of a gateway configured as an access point for a wireless LAN (Local Area Network). Access, points for wireless LAN networks and associated wired and wireless hardware (e.g., servers, routers, gateways, etc.) can be utilized in accordance with the present invention described herein. In the example depicted in FIG. **5**, an electronic wireless hand held device user can desire to, obtain multimedia data (e.g., video, audio, etc) being broadcast from a multimedia data source **130**, for example, a live entertainment venue shown as an example remote data source **130** in FIG. **5**, which can be concert hall or sports stadium.

Hand held device **11** can be configured to communicate with and receive transmissions from remote data sources **112** over data networks **152** based on device identification (e.g., device address). Communication with hand held devices, such as hand held device **11**, however, can also be achieved through RF (Radio Frequency) broadcasts, thereby not requiring two-way communication and authentication between, for example, a wireless LAN network and such hand held devices. A broadcast under such a scenario can also require that such a hand held device or hand held devices possess decryption capabilities or the like in order to be authorized to receive transmissions from a remote data



## US 10,182,144 B2

15

resource. More than one wireless transceiver module 17, as explained previously, are integrated within hand held device 11 to enable access to multimedia data over various wireless communications means.

In one aspect of the scenario depicted in FIG. 5, a live activity instead of recorded media can be accessed and viewed using an electronic wireless hand held multimedia device 11. In a live scenario, one or more video cameras 114 can be positioned at a live entertainment venue as the data resource 130 at locations that capture images not only of the events taking place on a concert stage, but also events taking place within the venue itself. For example, if an audience member 140 happens to be walking along a stadium aisle within view of video camera 114, the audience member's video image can be captured and displayed as video image 144 within display screen 18 of hand held device 11, as indicated at Time 1. Likewise, video camera 114 can capture images of band member 138 whose video image can be displayed as video image 142 within a display area of display screen 18, as indicated at Time 1. Thus, a user of hand held device 11 can view not only the events taking place on a central performing platform of venue, but also other events within the arena itself. The user of device 11 can be located within a venue or many miles, perhaps, thousands of miles away, from a venue. The band member 138 can be located on a central performing platform (not shown) of a multimedia data source 130 in the form of a venue when video camera 114 captures video of band member 138. The user can also, for example, wish to see a close-up of audience member 140. By activating user controls and/or a touch screen interface integrated with display screen 18, the user can, for example, pan or zoom to view a close-up video shot of audience member 140, as indicated at Time 2. Captured video images can be transferred from video camera 114 as video data to hardware 112 such as a server. From the server 112, video can be accessed and transferred over the wireless network 152 to the device 11.

The embodiments and examples set forth herein are presented in order to best explain the present invention and its practical application and to thereby enable those skilled in the art to make and utilize the invention. However, those skilled in the art will recognize that the foregoing description and examples have been presented for the purpose of illustration and example only. The description as set forth is not intended to be exhaustive or to limit the invention to the precise form disclosed. Many modifications and variations are possible in light of the above teaching without departing from the spirit and scope of the following claims.

What is claimed is:

1. An electronic wireless hand held multimedia device, comprising:

at least one of a wireless unit supporting bi-directional data communications of data including video and text for the electronic wireless hand held multimedia device with remote data resources over cellular telecommunications networks, over wireless local area networks, and over a direct wireless connection with electronic devices located within short range using short range RF (Radio Frequency) communications;

a touch sensitive display screen configured to display the data including said video and text received by the electronic wireless hand held multimedia device by selecting a particular data represented by a soft button graphically displayed on the touch sensitive display screen of the multimedia device;

16

a microprocessor configured to facilitate operation of and communications by the electronic wireless hand held multimedia device;

a video camera enabling the capture of video and pictures; an image processing unit configured to process the video and pictures captured by the video camera for display on the touch sensitive display screen;

a GPS module configured to operate with mapping resources and provide location information and mapping information data for and/or with respect to the electronic wireless hand held multimedia device wherein the mapping information data is rendered on the touch sensitive display screen as GPS maps; and a security module accessible by the microprocessor to enable protected data access, management and communications security.

2. The electronic wireless hand held multimedia device of claim 1 wherein said electronic wireless hand held multimedia device comprises a smartphone.

3. The electronic wireless hand held multimedia device of claim 1 wherein said electronic wireless hand held multimedia device comprises a tablet computing device.

4. The electronic wireless hand held multimedia device of claim 1 wherein said telecommunications networks comprises at least one of a CDMA network, a TDMA network, a GSM network, or a GPRS network.

5. The electronic wireless hand held multimedia device of claim 1 further comprising SRAM (Static RAM) that communicates electronically with said microprocessor and comprises a writeable memory.

6. The electronic wireless hand held multimedia device of claim 1 wherein short range using short range RF communications comprise Bluetooth communications.

7. The electronic wireless hand held multimedia device of claim 1, further comprising a cartridge reader configured to transfer data with an electronic cartridge.

8. The electronic wireless hand held multimedia device of claim 1, further comprising a mobile payment unit that enables mobile payments via a variety of billing arrangements.

9. The electronic wireless hand held multimedia device of claim 1, further comprising a wireless infrared transceiver supporting bi-directional line-of-site data communications of the electronic wireless hand held multimedia device over an infrared wireless connection with electronic devices located within line-of-sight from the electronic wireless hand held multimedia device.

10. The electronic wireless hand held multimedia device of claim 1 wherein said at least one wireless unit comprises a wireless transceiver.

11. The electronic wireless hand held multimedia device of claim 1 further comprising a TFT active matrix display comprising said touch sensitive display screen.

12. The electronic wireless hand held multimedia device of claim 1 further comprising an LCD (Liquid Crystal Display) comprising said touch sensitive display screen.

13. The electronic wireless hand held multimedia device of claim 1 wherein said electronic cartridge comprises a smart card comprising a credit-card sized plastic card with an embedded computer chip.

14. The electronic wireless hand held multimedia device of claim 1 wherein said embedded computer chip comprises a microprocessor with internal memory or a memory chip with non-programmable logic.

15. The electronic wireless hand held multimedia device of claim 14 wherein a chip connection associated with said smart card comprising said embedded computer chip com-

US 10,182,144 B2

17

prises a direct physical contact or remotely through a contactless electromagnetic interface that connects to said electronic wireless hand held multimedia device.

16. The electronic wireless hand held multimedia device of claim 15, further comprising a video camera and an image processing unit, wherein together with the microprocessor enable the capture, storage, processing, display and transmission of video and pictures.

17. An electronic wireless hand held multimedia device, comprising:

at least one of a wireless unit supporting bi-directional data communications of data including video and text for the electronic wireless hand held multimedia device with remote data resources over cellular telecommunications networks, over wireless local area networks, and over a direct wireless connection with electronic devices located within short range using short range RF (Radio Frequency) communications;

a touch sensitive display screen configured to display the data including said video and text received by the electronic wireless hand held multimedia device by selecting a particular data represented by a soft button graphically displayed on the touch sensitive display screen of the multimedia device;

a microprocessor configured to facilitate operation of and communications by the electronic wireless hand held multimedia device;

a GPS module configured to operate with mapping resources and provide location information and mapping information data for and/or with respect to the electronic wireless hand held multimedia device wherein the mapping information data is rendered on the touch sensitive display screen as GPS maps; and

a security module accessible by the microprocessor to enable protected data access, management and communications security.

18

18. An electronic wireless hand held multimedia device, comprising:

at least one of a wireless unit supporting bi-directional data communications of data including video and text for the electronic wireless hand held multimedia device with remote data resources over cellular telecommunications networks, over wireless local area networks, and over a direct wireless connection with electronic devices located within short range using short range RF (Radio Frequency) communications;

a touch sensitive display screen configured to display the data including said video and text received by the electronic wireless hand held multimedia device by selecting a particular data represented by a soft button graphically displayed on the touch sensitive display screen of the multimedia device;

a microprocessor configured to facilitate operation of and communications by the electronic wireless hand held multimedia device;

a video camera and an image processing unit, together with the microprocessor, enabling the capture, storage, processing, and transmission of video and pictures, and the display of captured video on the touch sensitive display screen;

a GPS module configured to operate with mapping resources and provide location information and mapping information data for and/or with respect to the electronic wireless hand held multimedia device wherein the mapping information data is rendered on the touch sensitive display screen as GPS maps; and

a security module accessible by the microprocessor to enable protected data access, management and communications security.

\* \* \* \* \*