

UNITED STATES DISTRICT COURT
MIDDLE DISTRICT OF FLORIDA
ORLANDO DIVISION

K.Mizra LLC,

Plaintiff,

v.

Toshiba TEC Corporation and Toshiba
America Business Solutions, Inc.,
pa

Defendants.

Case No. 6:21-cv-1293-PGB-EJK

**THIRD AMENDED COMPLAINT FOR PATENT INFRINGEMENT
AND DEMAND FOR A JURY TRIAL**

Plaintiff K.Mizra LLC (“Plaintiff” or “K.Mizra”), for its Third Amended Complaint with Jury Demand for Patent Infringement against Defendants Toshiba TEC Corporation and Toshiba America Business Solutions, Inc. (“Defendants” or “Toshiba”), alleging, based on its own knowledge as to itself and its own actions and based on information and belief as to all other matters, states as follows:

I. INTRODUCTION

A. Sharp And Its Innovations

1. Sharp Corporation (“Sharp”) is a Japanese multinational company that has for more than a century conceived, designed, manufactured and sold, first in Japan and then worldwide, various innovative products. Indeed, the company was founded in 1912 in Tokyo and takes its name from one of its founder’s first inventions, the Ever-Sharp mechanical pencil. Sharp currently employs more than 50,000 people

worldwide and has been inventing the future in numerous existing and emerging product categories for decades.

2. For more than sixty years now, Sharp has been heavily involved in the electronics products business, developing the first Japanese-produced televisions in 1953 and its Mobile Communications Division created the world's first camera phone in 2000. Sharp also was then investing heavily in its document product and solutions division, earning high praise and prestigious awards from various industry publications and insiders for innovations in printer, copier, and facsimile technologies it was developing and introducing to the market. Indeed, many of these innovations changed these product categories forever and helped to establish multifunction printers, i.e., all-in-one copier, printing, faxing and scanning devices ("MFPs"), as a mainstay of the modern office. These products take many forms, with one such Sharp device being shown below:



3. Sharp's MFPs were precision engineered to make device setup easier and faster than previously available and to provide easy-to-use, efficient and effective multi-level document production and assembly functionality to the modern and typical office worker. Sharp's integrated product design and engineering approach to developing these state-of-the-art MFP's resulted in providing office workers increased workflow efficiency, exceptional image quality and an industry standard ease of product operation, control, management, and maintenance, helping to take its customer's business to the next level of productivity and performance.

4. Given its culture of innovation and recognizing that its industry changing concepts often were emulated by “Johnny-come-lately” competitors, Sharp took pains to document and protect its various MFP-focused inventions. These took the form of, among other things, filing and prosecuting to issuance many patents covering various aspects of the technologies it had developed and incorporated over time into its various MFP products. These patents were issued in many countries, including the United States, Germany and Japan. As is too often the case, though, these protections were not self-policing in the MFP industry, with many of Sharp’s competitors having taken its patented technologies for themselves and incorporating them into their commercial MFP offerings, but without providing Sharp the economic credit deserved for its many, many efforts and advancements. This case concerns just such a situation.

B. K.Mizra And This Action

5. K.Mizra is a patent licensing company run by experienced management. The company focuses on high value, high quality patents with a global reach and owns patent portfolios originating with a wide array of inventors, including portfolios developed by well-known multinationals such as IBM, Panasonic and ZTE and from research institutes such as National Chiao Tung University and Nederlandse Organisatie voor Toegepast Natuurwetenschappelijk Onderzoek (Netherlands Organization for Applied Scientific Research). By focusing on high quality patents, K.Mizra provides a secondary market for inventors to recoup their research and development investments and to continue their innovations. K.Mizra offers licenses

to its patents on reasonable terms and in this way plays a part in the development of the technologies that improve our lives.

6. Sharp recently transferred its MFP-focused patents to K.Mizra, which now brings this action to enforce these valid and subsisting United States patent rights. K.Mizra is the owner by assignment of all rights, title, and interests in and to the patents discussed below (“the Asserted Patents”).

II. PARTIES

7. Plaintiff is a limited liability company organized and existing under the laws of the State of Delaware and maintains a business address at 777 Brickell Avenue, #500-96031, Miami, Florida 33131.

8. Defendant Toshiba TEC Corporation is a company organized and existing under the laws of Japan having a principal place of business at Gate City Ohsaki West Tower, 1-11-1, Osaki, Shinagawa-ku, Tokyo 141-8562, Japan.

9. Defendant Toshiba America Business Solutions, Inc. is a company organized and existing under the laws of the State of California having a principal place of business at 25530 Commercentre Drive, Lake Forest, California 92630. Toshiba America Business Solutions, Inc. may be served via its registered agent, CT Corporation System, 1200 South Pine Island Road, Plantation, Florida 33324. On information and belief, Toshiba America Business Solutions, Inc. is a subsidiary of Toshiba TEC Corporation.

10. Defendants have acted in concert with respect to the conduct complained of herein such that any action of one is attributable to all. In particular, Defendant

Toshiba TEC Corporation designed and manufactured the products accused of infringement herein and provided those products to Defendant Toshiba America Business Solutions, Inc., who sold and offered for sale those products in the United States.

III. JURISDICTION AND VENUE

11. This is an action for patent infringement under the patent laws of the United States, namely, 35 U.S.C. §§ 101 *et seq.*, 271, 281, and 284, among others. This Court has original subject matter jurisdiction over this dispute pursuant to 28 U.S.C. §§ 1331 and 1338(a).

12. This Court has personal jurisdiction over Toshiba for at least the following reasons: (1) Toshiba has imported, manufactured, used, offered for sale, and/or sold in Florida, and within this District, printer/copier/scanner products that infringe the Asserted Patents (defined collectively as the patents discussed below); (2) Toshiba maintains permanent offices in Florida and in this district operating as “Toshiba Business Solutions”; (3) Toshiba maintains sales representatives in Florida; (4) Toshiba is registered with the Florida Department of State to do business in Florida; (5) Toshiba has a registered agent in Florida, at CT Corporation System, 1200 South Pine Island Road, Plantation, Florida 33324; (6) upon information and belief, Toshiba has paid and continues to pay taxes in Florida; (7) Toshiba has a website directed to customers in Florida from which customers can contact Toshiba to purchase printer/copier/scanner products that infringe the Asserted Patents at issue in this lawsuit; and (8) Defendant Toshiba TEC Corporation directed the products at

issue in this lawsuit to the State of Florida at least by providing them to Defendant Toshiba America Business Solutions, Inc. for sale and offer for sale in the State of Florida via Florida sales representatives, such that there is a regular flow of Toshiba TEC Corporation products into the State of Florida.

13. This Court also has personal jurisdiction over Toshiba through Toshiba's regular, systematic, and continuous contacts in providing support and control over its dealers located in the Middle District of Florida.

14. Venue is proper in this judicial district pursuant to 28 U.S.C. § 1400(b) because Toshiba has committed acts of infringement in this district and has regular and established places of business in this district including at 5810 Breckenridge Parkway, Tampa, Florida 33610 and 2815 Directors Row Suite 900, Orlando, Florida. Toshiba's acts of infringement in this District include but are not limited to its importation, manufacture, use, offer for sale, and/or sale of printer/copier/scanner products that infringe the Asserted Patents.

15. Toshiba, through its website at <http://business.toshiba.com/dealers/>, advertises at least ten (10) Toshiba sales offices and dealers in this District.

IV. FACTUAL ALLEGATIONS

A. The Asserted Patents

1. U.S. Patent No. 7,064,874

16. On June 20, 2006, the USPTO duly and legally issued U.S. Patent No. 7,064,874 ("the '874 Patent") entitled "Both-Side Document Reading Apparatus and Both-Side Document Reading Method" to Sharp. Sharp assigned the '874 Patent

to K.Mizra, and that Assignment is recorded beginning at Reel/Frame No. 054223/0499 of the USPTO Assignment database. A copy of the '874 Patent is attached hereto as **Exhibit 1** and incorporated herein, in its entirety, by reference.

17. The '874 Patent discloses a both-side reading apparatus used, for example, in scanners, copiers, printers, facsimiles or the like, and a both-side document reading method. In one aspect of the systems and methods disclosed in the '874 Patent, an amount of the illumination light applied to the surfaces of a document is held constant until the reading operation at both the main and back surfaces of the document has been completed. This allows both sides of a document to be read under constant reading conditions and prevents errors or artifacts that occur from variable illumination or opposing light sources. Claim 18 of the '874 Patent addresses these concepts and states:

An image forming apparatus comprising a both-side document reading apparatus, the both-side document reading apparatus comprising:

a first reading portion, provided with a first light source, for reading one side surface of a document by emitting light toward the one side surface of the document by the first light source; and

a second reading portion, provided with a second light source, for reading another side surface of the document by emitting light toward the other side surface of the document by the second light source,

wherein the first and second reading portions are arranged so that a reading region of the one side surface by the first reading portion is arranged on an upstream side from a reading region of the other side surface by the second reading portion in a document transport direction, and

wherein the first light source is turned off after the document has passed through the reading region of the second reading portion.

18. Multiple Toshiba MFPs meet all limitations of Claim 18 of the '874 Patent. For example, Toshiba MFP model e-STUDIO5506AC is an image forming apparatus, *i.e.*, printer, that contains a both-side document reader capable of duplex scanning:



e-STUDIO5506AC

55 PPM, Color / 65 PPM, Mono
 3,520/6,020 Paper Capacity (Std./Max)
240 Duplex Scans Per Minute
 Service Module Design
 Broad Media Range Support
 Available in U.S. and Latin America

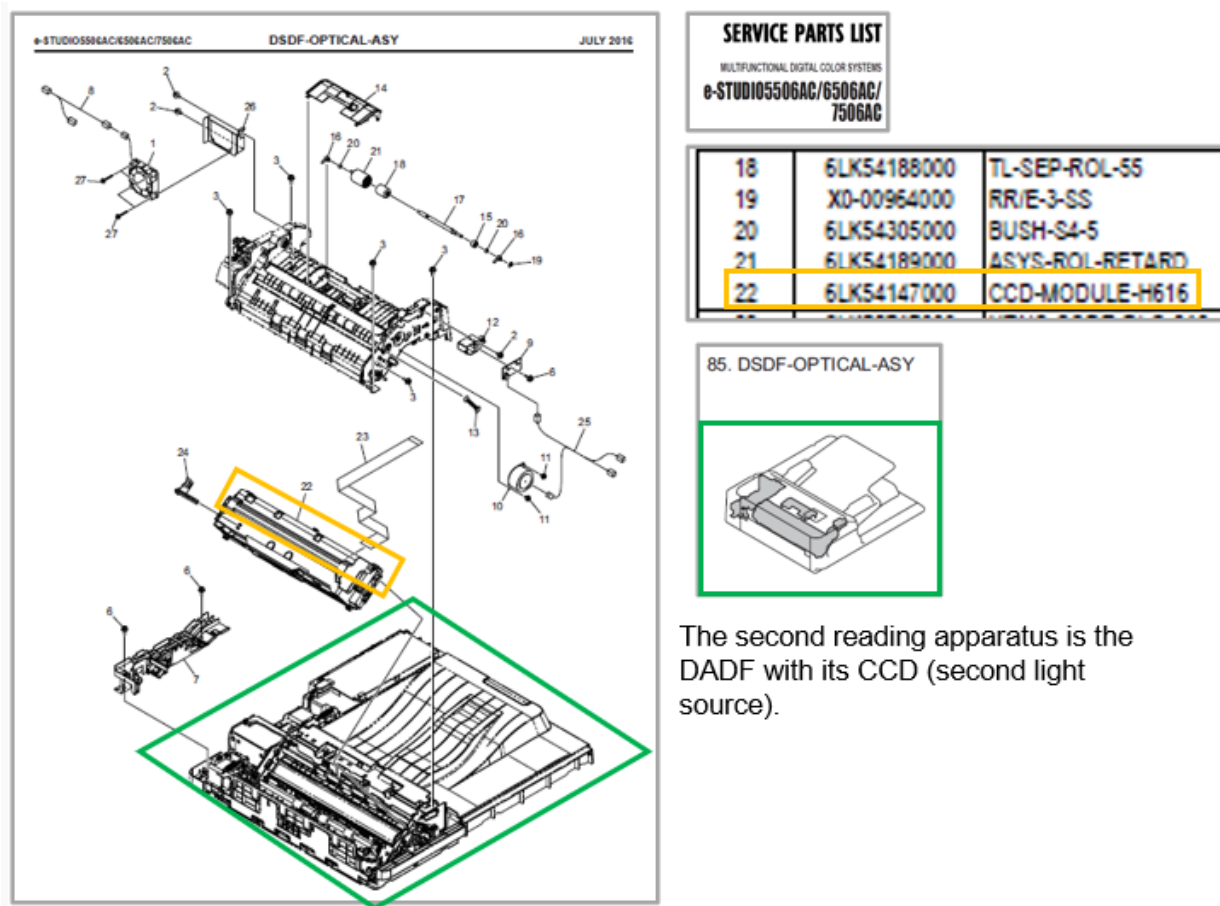


SCAN SPECIFICATIONS

Scan Speed	DSDF Scan Up to 240 IPM Duplex, 120 IPM Simplex (Monochrome or Color)
Scan Modes	Standard: Full Color, Auto Color, Monochrome, Grayscale
Scan Resolution	600 dpi, 400 dpi, 300 dpi, 200 dpi, 150 dpi, 100 dpi

19. The e-STUDIO5506AC printer contains a flatbed scanner that contains the claimed first reading portion and first light source. The scanner lamp of the e-STUDIO5506AC printer illuminates the downward-facing side of a document by emitting light onto that document that is read by a CCDM. The claimed second

reading portion of the e-STUDIO5506AC is housed in the automated document feeder (“ADF”). Within the ADF (*see* below), an ADF CCDM contains a second light source, a lamp, that emits light onto the other, upward-facing side of the document to read that surface.



20. As shown below, the e-STUDIO5506AC printer is designed such that sheets of paper to be duplex scanned are placed in the ADF tray from which they are fed by rollers into the ADF. By design, during duplex scanning, the document is transported in a single direction by the rollers—from the ADF tray, the document page is moved past the surface of the flatbed scanner and then up into the ADF and past the ADF CCDM before being ejected into the ADF bin when scanning is complete. In

this document page flow, the document is first scanned in a region above the flatbed scanner, where the downward-facing side of the document is read. This first region is upstream of a separate region where the other, upward-facing side of the document is read.



21. Thus, the document passes downstream as it travels from the ADF tray, through the first and then second reading regions, and into the ADF bin, with each side scanned sequentially. After the scanning is complete, the scanner lamp of the e-STUDIO5506AC turns off automatically.

22. On information and belief, the e-STUDIO5506AC is representative of other Toshiba products that infringe or have infringed the '874 Patent, including without limitation the following Toshiba model numbers: e-Studio2000AC, e-Studio2008A, e-Studio2018A, e-Studio2500AC, e-Studio2505AC, e-Studio2508A, e-Studio2515AC, e-Studio2518A, e-Studio3005AC, e-Studio3005ACG, e-Studio3008A, e-Studio3008AG, e-Studio3015AC, e-Studio3015ACG,

e-Studio3018A, e-Studio3018AG, e-Studio330AC, e-Studio3505AC, e-Studio3508A, e-Studio3515AC, e-Studio3518A, e-Studio400AC, e-Studio4505AC, e-Studio4508A, e-Studio4508LP, e-Studio4515AC, e-Studio4518A, e-Studio5005AC, e-Studio5005ACG, e-Studio5008A, e-Studio5008AG, e-Studio5015AC, e-Studio5015ACG, e-Studio5018A, e-Studio5018AG, e-Studio5506ACG, e-Studio5508A, e-Studio5516AC, e-Studio5516ACTG, e-Studio5518A, e-Studio6506AC, e-Studio6508A, e-Studio6508AG, e-Studio6516AC, e-Studio6518A, e-Studio6518AG, e-Studio7506AC, e-Studio7506ACG, e-Studio7508A, e-Studio7516AC, e-Studio7516ACTG, e-Studio7518A, e-Studio8508A, e-Studio8508AG, e-Studio8518A, and e-Studio8518AG (collectively with the e-STUDIO5506AC, “the Toshiba ’874 Patent Accused Products”).

2. U.S. Patent No. 7,570,400

23. On August 4, 2009, the USPTO duly and legally issued U.S. Patent No. 7,570,400 (“the ’400 Patent”) entitled “Document Reading Device” to Sharp. Sharp assigned the ’400 Patent to K.Mizra and that Assignment is recorded beginning at Reel/Frame No. 054223/0499 of the USPTO Assignment database. A copy of the ’400 Patent is attached hereto as **Exhibit 3** and incorporated herein, in its entirety, by reference.

24. The ’400 Patent claims inventions over automatic document feeders included with printer devices and is directed to an arrangement where there is a movable member on the bottom side of the document feeder that pivots perpendicular to the paper transport path and covers a portion of the paper transport path. The

movable member allows access to the transport path to remove jammed paper. The bottom side of the feeder also contains a flexible sheet to hold paper onto the copying surface. This flexible sheet is anchored away from the pivot point of the movable member to avoid creasing the flexible sheet over time. Claim 1 of the '400 Patent is directed to at least some of these concepts and states:

A document reading device configured to read an image of an original document placed on a document platen, comprising:

a document tray for an original document to be stacked thereon;

an output tray for receiving the original document that is output after an image thereof is read;

a document transport path on which the original document is transported, the original transport path leading from the document tray through an image reading area to the output tray;

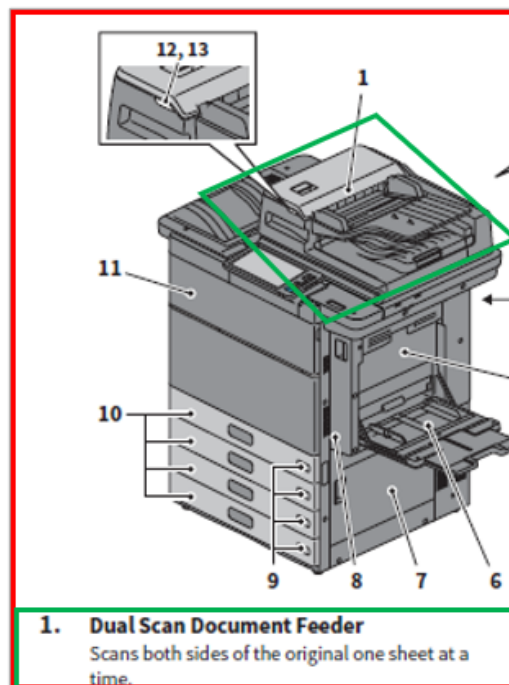
a movable member that serves as part of a bottom surface of the document reading device, the movable member being supported pivotably around a pivot axis that is perpendicular to a document transport direction on the document transport path, and the movable member having a free end and a pivotal end; and

a document holder that includes a flexible sheet, the document holder being positioned so as to extend over the whole length and breadth of the document platen,

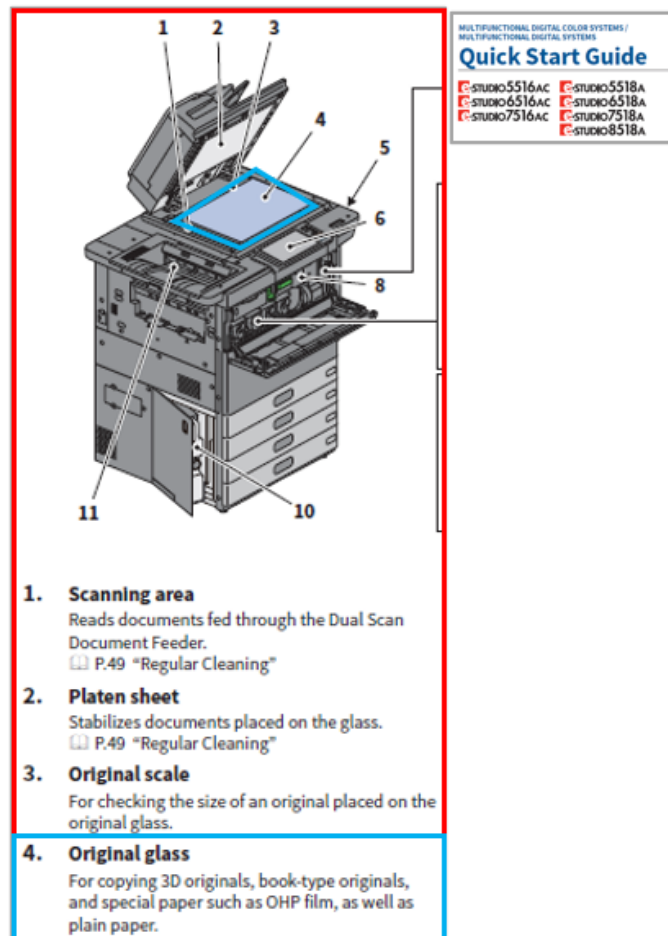
wherein the movable member is pivotable from a position to cover a portion of the document transport path to a position to expose the portion toward the document platen, and

wherein the document holder is fixed at portions other than a portion that is positioned immediately below the pivot axis, to the bottom surface of the document reading device.

25. Multiple Toshiba MFPs meet all limitations of the Claim 1 of the '400 Patent. For example, the Toshiba MFP model e-STUDIO5518A is a document reading device, *i.e.*, scanner, configured to read images of documents. The e-STUDIO5518A contains a flatbed scanner with the claimed document platen, *i.e.* flatbed scanner, where an original document can be placed. The e-STUDIO5518A also contains an ADF with a tray where original documents can be stacked to be scanned, as shown below:



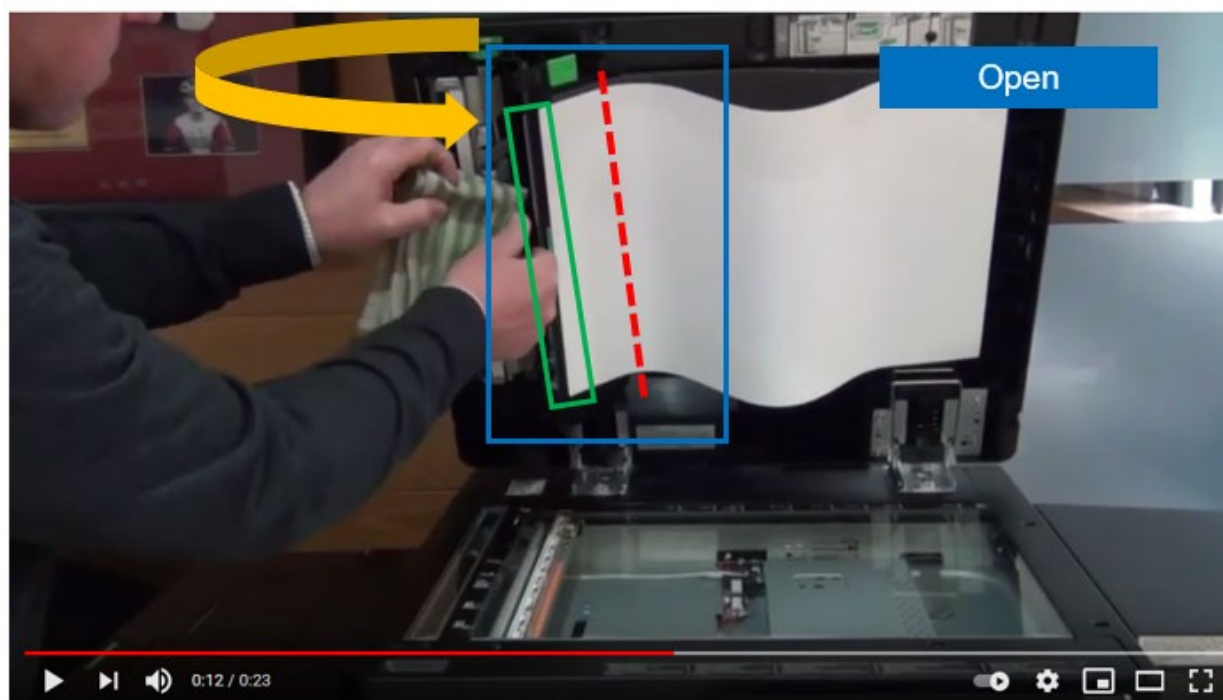

Toshiba e-STUDIO5518A is configured to provide a duplex/dual scan mode. This is supported by a combination of the scanner glass (document platen) and the Automatic Document Feeder (ADF).



26. The ADF also has an ADF bin that receives the original documents output after scanning. The e-STUDIO5518A pulls documents to be scanned along a set path by a series of rollers from the ADF tray, through an area where they are read by the ADF CCDM and output to the ADF bin, all as disclosed and claimed by the '400 Patent.

27. The ADF of the e-STUDIO5518A printer also contains a movable ADF bottom door at its base, opposite the flatbed scanner platen. That door is attached pivotably to the ADF by a hinge along its side next to the ADF bin and perpendicular to the flow of documents. The other end of the ADF bottom door moves freely and can swing open exposing the usually hidden rollers located along the document transport path and that flow over the ADF bottom door.

28. On the bottom of the e-STUDIO5518A's ADF, there is a flexible white sheet of material that acts to hold documents in place on the flatbed scanner and acts as a neutral background for document reading. The document-holding sheet is attached to the flat bottom surface of the ADF and the base of the ADF bottom door at a number of fixed points. These fixed points are not immediately below the pivot axis of the ADF bottom door as claimed.



29. On information and belief the e-STUDIO5518A is representative of other Toshiba products that infringe or having infringed the '400 Patent, including without limitation the following model numbers: e-Studio2000AC, e-Studio2008A,

e-Studio2018A, e-Studio2500AC, e-Studio2505AC, e-Studio2508A, e-Studio2515AC, e-Studio2518A, e-Studio3005AC, e-Studio3008A, e-Studio3015AC, e-Studio3018A, e-Studio3505AC, e-Studio3508A, e-Studio3515AC, e-Studio3518A, e-Studio4505AC, e-Studio4508A, e-Studio4508LP, e-Studio4515AC, e-Studio4518A, e-Studio5005AC, e-Studio5008A, e-Studio5015AC, e-Studio5018A, e-Studio5506AC, e-Studio5508A, e-Studio5516AC, e-Studio6506AC, e-Studio6508A, e-Studio6516AC, e-Studio6518A, e-Studio7506AC, e-Studio7508A, e-Studio7516AC, e-Studio7518A, e-Studio8508A, and e-Studio8518A (collectively with the e-STUDIO5518A, “the Toshiba ’400 Patent Accused Products”).

3. U.S. Patent No. 8,274,711

30. On September 25, 2012, the USPTO duly and legally issued U.S. Patent No. 8,274,711 (“the ’711 Patent”) entitled “Document Reading Apparatus Capable of Sequentially Reading Documents Stacked on an Automatic Document Feeder and a Document Set on a Platen” to Sharp. Sharp assigned the ’711 Patent to K.Mizra and that Assignment is recorded beginning at Reel/Frame No. 054223/0499 of the USPTO Assignment database. A copy of the ’711 Patent is attached hereto as **Exhibit 5** and incorporated herein, in its entirety, by reference.

31. The ’711 Patent is directed towards a document reading apparatus having an ADF and a flatbed scanner, or platen, on which documents can be loaded for scanning or copying. The ’711 Patent discloses improvements over prior art ADF designs by enabling a user to load documents onto both an ADF and a flatbed scanner and then sequentially scan/copy each document without manually loading or

unloading documents during the scanning process. In other words, documents can be placed on the ADF and the flatbed scanner can be combined into a single document.

32. Claim 1 of the '711 Patent is directed to at least some of these concepts and states:

A document reading apparatus, comprising:

an automatic document feeder for automatically conveying at least one document;

a first document table for holding the at least one document to be delivered to the automatic document feeder;

a first document detector for detecting the at least one document on the first document table;

a second document table on which another document is set so as to be read;

a second document detector for detecting the another document set on the second document table;

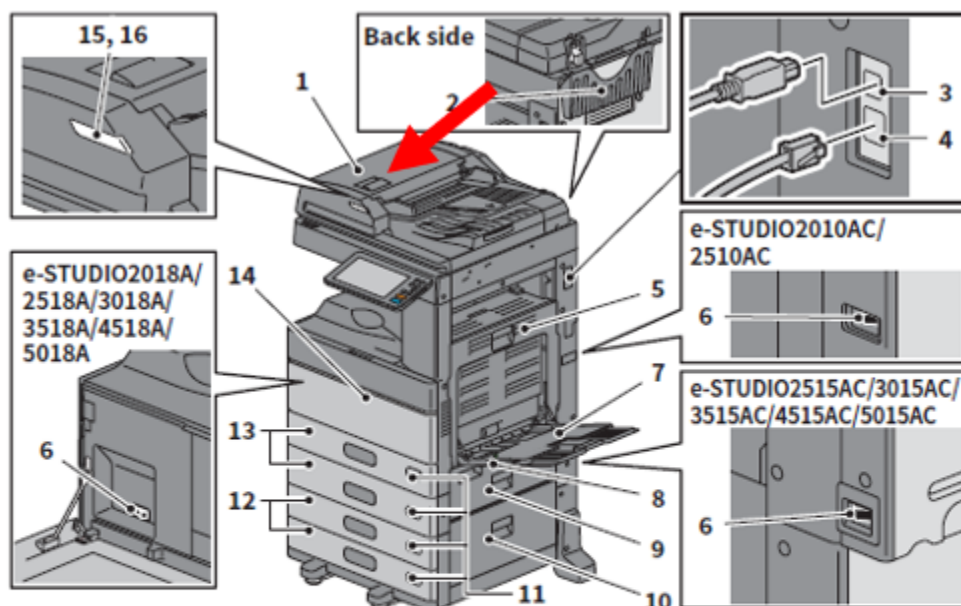
a first image reader for reading the at least one and the another documents; and

a second image reader arranged inside a document feed path of the automatic document feeder for reading an underside of the at least one document being conveyed by the automatic document feeder,

wherein when existence of the at least one and the another documents on the first and second document tables is detected from both the first and second document detectors, the at least one and the another documents set on the first and second document tables are permitted to be read.

33. Multiple Toshiba MFPs meet all limitations of Claim 1 of the '711 Patent. For example, the Toshiba MFP product model e-STUDIO2010AC is a

document reading apparatus that comprises an ADF for automatically conveying at least one document:



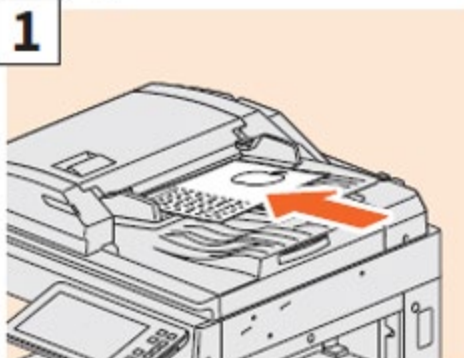
1. Reversing Automatic Document Feeder or Dual Scan Document Feeder

Scans both sides of the original one sheet at a time.

34. The e-STUDIO2010AC also comprises a first document table for holding the at least one document to be delivered to the automatic document feeder and the ADF includes a paper tray for inputting documents to be scanned:

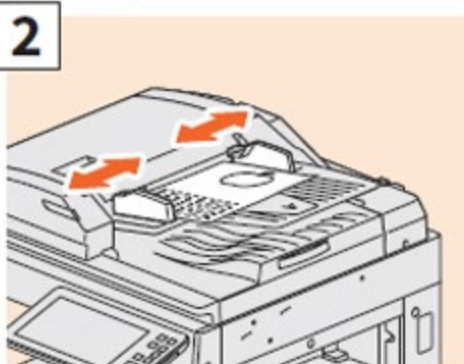
Reversing Automatic Document Feeder / Dual Scan Document Feeder

1



Place the originals face up on the original feeder tray.

2



Align the side guides to the original length.

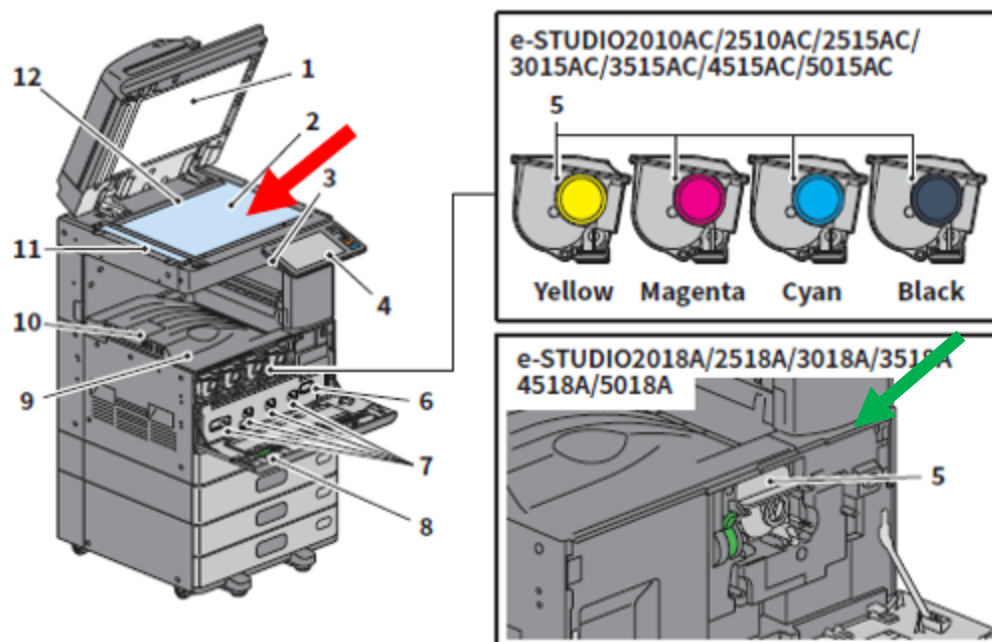
35. The printer also has a first document detector for detecting at least one document on the first document table, *e.g.* a detector for determining the size of the original document.



- **[Auto]**^{*1} — Select this option to have the equipment automatically detect the size of your originals.
- **[Mixed Original Sizes]** — Select this option when placing originals of different sizes in the ADF.
- **[Registered Size]** ^{*2, *3, *4, *5} — Select this to scan an original by a certain registered size.
- **[Auto Cut of Print Area]** ^{*2, *3, *5} — Select this to clip images by automatically detecting a print area. The areas other than white are automatically detected in order to clip images.
- **[Expand Size]** — Select this to clip images while their size is made larger by a specified value than the outer circumference of the detected one, when [Auto Cut of Print Area] is chosen.
- **[Auto Detected]** ^{*2, *3, *5} — Select this to clip images with the size of the original to be scanned. This function is available only when the original cover or the ADF (Automatic Document Feeder) is installed. When scanning is performed while the original cover or the ADF remains open and if fluorescent light comes in the original glass, the original size sometimes cannot be detected properly. In such a case, cover the whole of the original glass with a sheet of black paper or select the size by [Registered Size].
- **[Skew Correction]** ^{*6} — This can be set when [Registered Size], [Auto Cut of Print Area] and [Auto Detected] are selected. Selects [On] in order to correct an image skew which has occurred during the transport of a small size original by placing it on the ADF (Auto Document Feeder). The setting of [Skew Correction] becomes [OFF] when scanning originals placed on Original glass.

^{*1} This function is available only when an original is placed on the ADF to some models.

36. The e-STUDIO2010AC also comprises a second document table on which another document can be set and read and is the glass on the scanner:




2. Original glass

For copying 3D originals, book-type originals, and special paper such as OHP film, as well as plain paper.


37. The e-STUDIO2010AC also has a second document detector for detecting another document set on the second document table, *e.g.* a detector for determining the size of the original document.

Tip

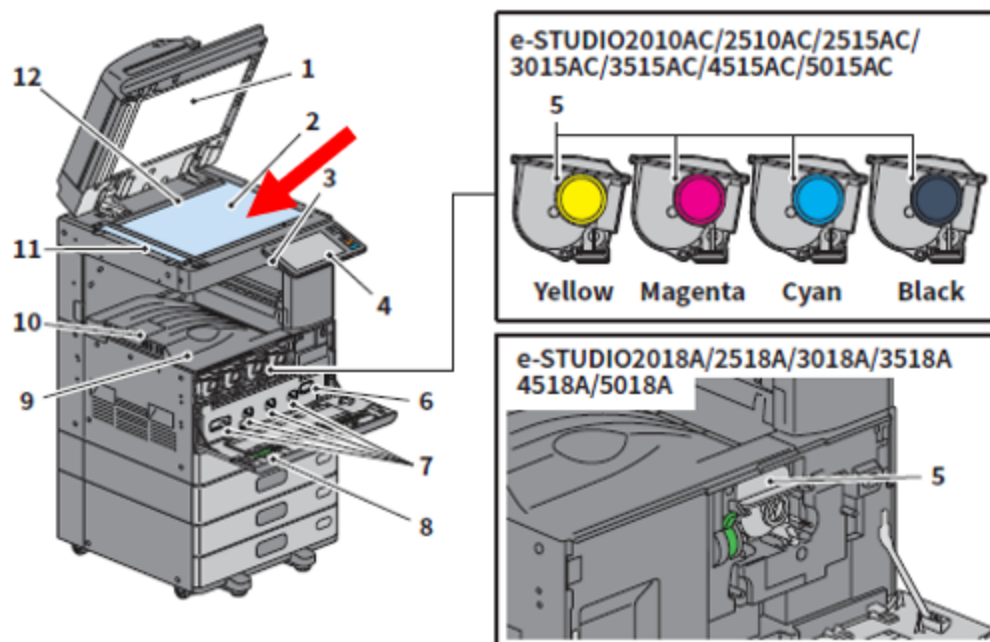
- The original size is sometimes not detected correctly. To prevent this, slowly and gently close the Original Cover, Reversing Automatic Document Feeder, or Dual Scan Document Feeder.
- You need to specify the size for the following originals because the size cannot be detected correctly.
 - Highly transparent originals (e.g. overhead transparencies, tracing paper)
 - Totally dark originals or originals with dark borders
 - Non-standard size originals (e.g. newspapers, magazines)

 **Copying Guide** (PDF) : "Chapter 2: HOW TO MAKE COPIES" - "Specifying the Paper Size"

- When the Original Cover, the Reversing Automatic Document Feeder, or Dual Scan Document Feeder is closed, the scanner lamp flashes to detect the original size.
- When placing mixed-size originals on the Reversing Automatic Document Feeder or Dual Scan Document Feeder, adjust the side guides to the widest original, and then align the originals against the guide on the front.

 P.64 "FAQs"

38. The e-STUDIO2010AC also comprises a first image reader for reading documents placed on the ADF and on the scanner glass, as the below confirms:



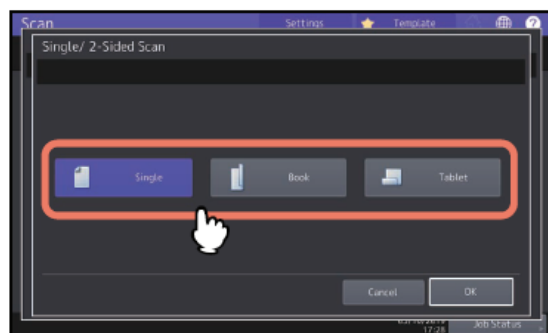
2. Original glass

For copying 3D originals, book-type originals, and special paper such as OHP film, as well as plain paper.

39. The e-STUDIO2010AC further has a second image reader arranged inside a document feed path of the ADF for reading an underside of the at least one document being conveyed by the ADF. The ADF includes a second image reader configured to read the opposite side of the document placed in the ADF as the document passes through the ADF, as the below also confirms:

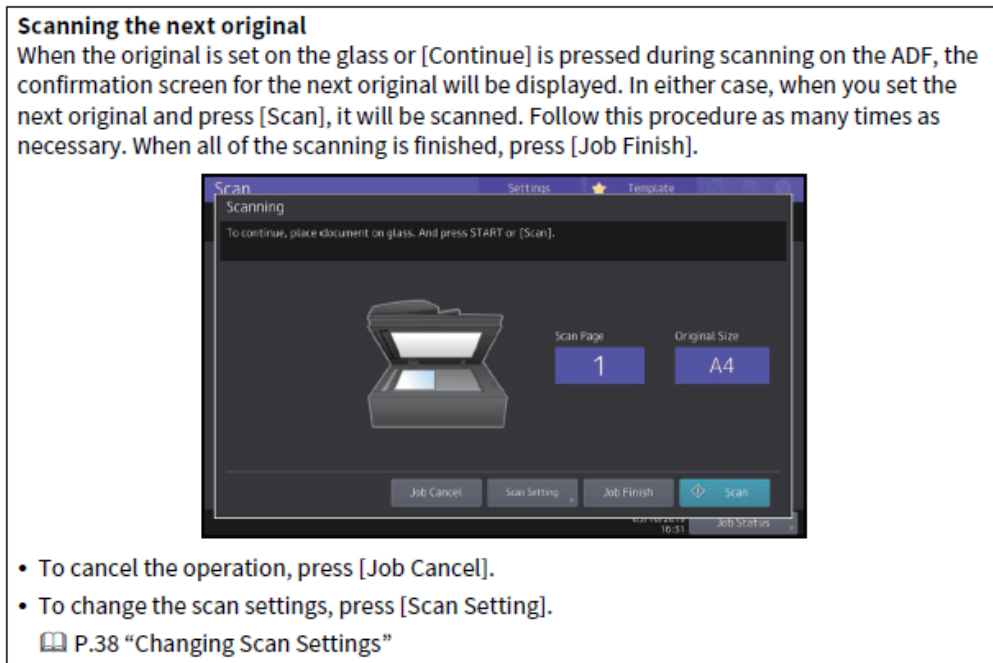
■ Scanning 2-Sided originals

With the Single/2-Sided Scan setting, you can choose whether to scan your originals on both sides. Press [Scan Setting] > [Single/2-Sided Scan] and then select a surface pattern if necessary.



- **[Single]**— Select this option to scan only the front of the originals.
- **[Book]**— Select this option to scan both sides of the originals in the same direction.
- **[Tablet]**— Select this option to scan the front in one direction and the back rotated by 180 degrees.

40. When the existence of documents on the first and second document tables is detected by both the first and second document detectors, the at least one and other documents set on the first and second document tables are permitted to be read. When original documents are placed in both the ADF tray and on the platen, the Accused Device scans the documents in the ADF tray in response to a scan command. Once the ADF tray is empty, a further scan command causes the Accused Device to scan the documents on the platen. All scanned documents can be combined into a single output document.



V. FIRST CLAIM FOR RELIEF **(Count I – Patent Infringement of U.S. Patent No. 7,064,874)**

41. Plaintiff repeats and re-alleges the allegations above in Paragraphs 1 – 22 as if fully set forth herein.

42. The '874 Patent includes 18 claims. Toshiba directly infringes and has infringed one or more of these claims without authority of Plaintiff by importing, manufacturing, using, offering for sale, and selling products and systems, to the extent such products and systems are not licensed and/or manufactured by Sharp.

43. More specifically and without limitation, Toshiba has been and is directly infringing, either literally or under the doctrine of equivalents, at least Claim 18 of the '874 Patent by importing, manufacturing, using, offering for sale, and selling infringing MFPs, including but not limited to the e-STUDIO5506AC as shown in the '874 Patent Preliminary Claim Chart, attached as **Exhibit 2** and incorporated herein by reference,

and the additional Toshiba '874 Patent Accused Products, to the extent such products are not licensed and/or manufactured by Sharp.

44. Toshiba is thus liable for direct infringement of the '874 Patent pursuant to 35 U.S.C. § 271(a).

45. Toshiba is liable to Plaintiff in an amount that adequately compensates it for their infringement in an amount that is not less than a reasonable royalty, together with interest and costs as fixed by this Court under 35 U.S.C. § 284.

46. Plaintiff has been damaged and will suffer additional damages and irreparable harm unless Toshiba is enjoined from further infringement under 35 U.S.C. § 283.

VI. SECOND CLAIM FOR RELIEF
(Count II – Patent Infringement of U.S. Patent No. 7,570,400)

47. Plaintiff repeats and re-alleges the allegations above in Paragraphs 1 – 15 and 23 – 29 as if fully set forth herein.

48. The '400 Patent includes 4 claims. Toshiba directly infringes one or more of these claims without authority of Plaintiff by importing, manufacturing, using, offering for sale, and selling products and systems, to the extent such products and systems are not licensed and/or manufactured by Sharp.

49. More specifically and without limitation, Toshiba has been and is directly infringing, either literally or under the doctrine of equivalents, at least Claim 1 of the '400 Patent by importing, manufacturing, using, offering for sale, and selling infringing MFPs, including but not limited to the e-STUDIO5518A as shown in the '400 Patent

Preliminary Claim Chart, attached as **Exhibit 4** and incorporated herein by reference, and the additional Toshiba '400 Patent Accused Products, to the extent such products are not licensed and/or manufactured by Sharp.

50. Toshiba is thus liable for direct infringement of the '400 Patent pursuant to 35 U.S.C. § 271(a).

51. Toshiba is liable to Plaintiff in an amount that adequately compensates it for their infringement in an amount that is not less than a reasonable royalty, together with interest and costs as fixed by this Court under 35 U.S.C. § 284.

52. Plaintiff has been damaged and will suffer additional damages and irreparable harm unless Toshiba is enjoined from further infringement under 35 U.S.C. § 283.

VII. THIRD CLAIM FOR RELIEF
(Count III – Patent Infringement of U.S. Patent No. 8,274,711)

53. Plaintiff repeats and re-alleges the allegations above in Paragraphs 1 – 15 and 30 – 40 as if fully set forth herein.

54. The '711 Patent includes 12 claims. Toshiba directly infringes one or more of these claims without authority of Plaintiff by importing, manufacturing, using, offering for sale, and selling products and systems, to the extent such products and systems are not licensed and/or manufactured by Sharp.

55. More specifically and without limitation, Toshiba has been and is directly infringing, either literally or under the doctrine of equivalents, at least Claim 1 of the '711 Patent by importing, manufacturing, using, offering for sale, and selling infringing

MFPs, including but not limited to the e-STUDIO2010AC as shown in the '711 Patent Preliminary Claim Chart, attached as **Exhibit 6** and incorporated herein by reference, to the extent such products are not licensed and/or manufactured by Sharp.

56. Toshiba is thus liable for direct infringement of the '711 Patent pursuant to 35 U.S.C. § 271(a).

57. Toshiba is liable to Plaintiff in an amount that adequately compensates it for their infringement in an amount that is not less than a reasonable royalty, together with interest and costs as fixed by this Court under 35 U.S.C. § 284.

58. Plaintiff has been damaged and will suffer additional damages and irreparable harm unless Toshiba is enjoined from further infringement under 35 U.S.C. § 283.

VIII. PRAYER FOR RELIEF

K.Mizra requests that the Court find in its favor and against Defendants, and that the Court grant K.Mizra the following relief:

A. Judgment that one or more claims of the Asserted Patents have been infringed, either literally and/or under the doctrine of equivalents, by Defendants;

B. Declaring that the Asserted Patents are valid and enforceable;

C. Ordering that Defendants, their officers, directors, agents, servants, employees, privies, representatives, attorneys, parent and subsidiary corporations or other related entities, successors, assigns, licensees, retail distributors, and all persons in active concert or participation with any of them, be preliminary and permanently enjoined from further acts of infringement of the unexpired Asserted Patents;

D. Awarding damages in an amount to be proven at trial, but in no event less than a reasonable royalty, for Defendants' infringement;

E. Judgment that Defendants account for and pay to K.Mizra all damages to, including a reasonable royalty, and costs incurred by K.Mizra because of Defendants' infringing activities and other conduct complained of herein, including an award of all increased damages to which K.Mizra is entitled under 35 U.S.C. § 284;

F. Declaring this an exceptional case and awarding K.Mizra its attorneys' fees and costs in accordance with 35 U.S.C. § 285;

G. Pre-judgment and post-judgment interest on the damages caused to K.Mizra by reason of Defendants' infringing activities and other conduct complained of herein; and

H. Such other and further relief as the Court may deem just and proper under the circumstances.

IX. DEMAND FOR JURY TRIAL

K.Mizra requests a trial by jury pursuant to Fed. R. Civ. P. 38.

Respectfully submitted,

Dated: October 19, 2022.

/s/ Matthew C. Holohan

Thomas A. Zehnder
Florida Bar No. 0063274
Robyn M. Kramer
Florida Bar No.: 0118300
King, Blackwell, Zehnder & Wermuth, P.A.
25 E. Pine Street
P.O. Box 1631
Orlando, FL 32802-1631
Telephone: (407) 422-2472
Facsimile: (407) 648-0161
tzehnder@kbzwlaw.com
rkramer@kbzwlaw.com

Robert R. Brunelli (admitted *pro hac vice*)
Patricia Y. Ho (admitted *pro hac vice*)
Matthew C. Holohan (admitted *pro hac vice*)
Paul Sung Cha (admitted *pro hac vice*)
SHERIDAN ROSS P.C.
1560 Broadway, Suite 1200
Denver, CO 80202
Telephone: (303) 863-9700
Facsimile: (303) 863-0223
rbrunelli@sheridanross.com
pho@sheridanross.com
mholohan@sheridanross.com
pscha@sheridanross.com
litigation@sheridanross.com

Counsel for Plaintiff K.Mizra LLC

CERTIFICATE OF SERVICE

I HEREBY CERTIFY that, on October 19, 2022, I electronically filed the foregoing with the Clerk of the Court by using the CM/ECF system.

/s/ Matthew C. Holohan
Matthew C. Holohan

Counsel for Plaintiff K.Mizra LLC