

1 Rex Mann (*pro hac vice* forthcoming)  
RMann@winston.com  
2 Ahtoosa Dale (*pro hac vice* forthcoming)  
ADale@winston.com  
3 WINSTON & STRAWN LLP  
2121 N. Pearl St., Suite 900  
4 Dallas, TX 75201  
Telephone: (214) 453-6500

5 Brian E. Ferguson (*pro hac vice* forthcoming)  
BEFerguson@winston.com  
6 Lauren M. Rennecker (*pro hac vice* forthcoming)  
LRennecker@winston.com  
7 WINSTON & STRAWN LLP  
1901 L St. NW  
8 Washington, D.C. 20036  
9 Telephone: (202) 282-5000

10 [Additional counsel on next page]

11 **UNITED STATES DISTRICT COURT**  
12 **FOR THE CENTRAL DISTRICT OF CALIFORNIA**

13 QIAGEN GMBH,

14 Plaintiff,

15 vs.

16 ZYMO RESEARCH CORPORATION,

17 Defendant.  
18  
19  
20  
21  
22  
23  
24  
25  
26  
27  
28

**Case No.**

**COMPLAINT FOR PATENT  
INFRINGEMENT**

**JURY TRIAL DEMANDED**

1 Evan D. Lewis (*pro hac vice* forthcoming)  
2 EDLewis@winston.com  
3 WINSTON & STRAWN LLP  
4 800 Capitol St., Suite 2400  
Houston, TX 77002-2925  
Telephone: (713) 651-2600

5 Diana Hughes Leiden (SBN: 267606)  
6 dhleiden@winston.com  
7 WINSTON & STRAWN LLP  
8 333 S. Grand Avenue, 38th Floor  
Los Angeles, CA 90071-1543  
Telephone: (213) 615-1700

9 *Attorneys for Plaintiff*  
10 QIAGEN GMBH  
11  
12  
13  
14  
15  
16  
17  
18  
19  
20  
21  
22  
23  
24  
25  
26  
27  
28

1 Plaintiff QIAGEN GmbH (“QIAGEN” or “Plaintiff”), through its attorneys and  
2 for their claims against Zymo Research Corporation (“Zymo” or “Defendant”), allege  
3 as follows:

#### 4 **I. INTRODUCTION AND FACTUAL BACKGROUND**

5 1. This dispute centers on Zymo’s unauthorized use of QIAGEN’s  
6 groundbreaking and patented technology that allows researchers to extract nucleic  
7 acids, like DNA that circulates in our bodies outside of our cells. DNA, which stands  
8 for “deoxyribonucleic acid,” is the molecule that carries the genetic instructions for the  
9 development, function, growth, and reproduction of all living organisms. In humans,  
10 most of our DNA exists within our cells. However, some DNA is degraded into  
11 fragments and released outside of our cells to circulate throughout our bodies. This  
12 kind of DNA is called “circulating free” or “cell-free” DNA and is abbreviated  
13 “cfDNA.”

14 2. This cfDNA can include useful markers or indicators for various diseases  
15 and ailments. The collection of cfDNA provides several advantages over the collection  
16 of cellular DNA. The collection of cfDNA is minimally invasive and can be achieved  
17 serially to monitor the progress of a disease. For instance, cfDNA provides real-time  
18 information that can be used to monitor diseases like cancer in a simple blood test.

19 3. QIAGEN is a pioneer in developing technology that improves the  
20 reliability and efficiency of recovery of cfDNA. QIAGEN has protected its inventions  
21 in this field by seeking and receiving United States patents. Among these are United  
22 States Patent Nos. 10,184,145 (the ’145 Patent) and 11,021,736 (the ’736 Patent)  
23 (together, the “Asserted Patents”).

24 4. QIAGEN offers several products that practice the Asserted Patents,  
25 including but not limited to QIAasympyphony PAXgene Blood ccfDNA Kit and QIAamp  
26 MinElute ccfDNA Kit.



1 can be served through its registered officer, Xi Yu Jia, at 17062 Murphy Avenue, Irvine,  
2 CA 92614.

### 3 III. JURISDICTION AND VENUE

4 12. This civil action contains claims for patent infringement arising under the  
5 patent laws of the United States, 35 U.S.C. § 1, *et seq.*

6 13. This Court has subject matter jurisdiction under 28 U.S.C. §§ 1331 and  
7 1338(a) because this action arises under the patent laws of the United States, 35 U.S.C.  
8 § 1, *et seq.*

9 14. This Court has personal jurisdiction over Zymo because Zymo has  
10 substantial, systematic, and continuous contacts with this District. Zymo's principal  
11 place of business is located within this District. Consequently, it also has a regular and  
12 established place of business within this District. This Court also has personal  
13 jurisdiction over Zymo because it has committed acts within this District that give rise  
14 to all claims of infringement alleged herein.

15 15. Venue is proper within this District under the provisions of 28 U.S.C.  
16 §§ 1391 and 1400(b) because this is the District in which Zymo resides. Venue is also  
17 proper within this District because Zymo has a regular and established place of business  
18 within this District and has committed acts of infringement therein.

### 19 IV. THE ASSERTED PATENTS

20 16. The '145 Patent is titled "Rapid Method for Isolating Extracellular Nucleic  
21 Acids" and issued on January 22, 2019, to inventors Martin Horlitz, Annette Nocon,  
22 Markus Sprenger-Haussels, Peter Grünefeld, and Christoph Erbacher. It is assigned to  
23 QIAGEN GmbH. The '145 Patent claims priority to U.S. Patent Application No.  
24 14/347,452, the national phase of Patent Cooperation Treaty ("PCT") Application No.  
25 PCT/EP2012/068847, which was filed on September 25, 2012, and to European Patent  
26 Organization application 11007824 filed on September 26, 2011. The '145 Patent is  
27  
28

1 valid and enforceable against Zymo. A true and correct copy of the '145 Patent is  
2 attached as Exhibit 3.

3 17. The '736 Patent is titled "Rapid Method for Isolating Extracellular Nucleic  
4 Acids" and issued on June 1, 2021, to inventors Martin Horlitz, Annette Nocon, Markus  
5 Sprenger-Haussels, Peter Grünefeld, and Christoph Erbacher. It is assigned to  
6 QIAGEN GmbH. The '736 Patent claims priority to U.S. Patent Application  
7 No. 16/204,332, which is a continuation of Application No. 14/347,452 (which  
8 eventually issued as the '145 Patent), which claimed priority to Application  
9 No. PCT/EP2012/068847 filed on September 25, 2012, and to European Patent  
10 Organization application 11007824 filed on September 26, 2011. The '736 Patent is  
11 valid and enforceable against Zymo. A true and correct copy of the '736 Patent is  
12 attached as Exhibit 4.

## 13 V. FIRST CLAIM FOR RELIEF

### 14 (Infringement of United States Patent No. 10,184,145)

15 18. QIAGEN realleges and incorporates by reference the allegations of the  
16 preceding paragraphs of this Complaint as if fully set forth herein.

17 19. In violation of one or more of subsections (a), (b), and/or (c) of 35 U.S.C.  
18 § 271, Zymo has infringed and is currently infringing, directly and/or indirectly through  
19 intermediaries, customers, or end-users, one or more claims of the '145 Patent by  
20 making, using, selling, offering for sale, and/or importing into the United States,  
21 without authority, its MAGicBead™ cfDNA Isolation Kit, the use of which practices at  
22 least claim 1 of the '145 Patent. Zymo has infringed and is currently infringing this  
23 claim literally and/or under the doctrine of equivalents.

24 20. Exemplary claim 1 of the '145 Patent claims:

25 1. A method for isolating extracellular nucleic acids from a  
26 sample by binding the extracellular nucleic acids to a solid  
27 phase which carries anion exchange groups, comprising:  
28

a. acidifying the sample to establish the binding conditions and binding the extracellular nucleic acids to the solid phase in a binding mixture having a first pH of  $\leq 6.5$  which allows binding the extracellular nucleic acids to the anion exchange groups of the solid phase, wherein the solid phase is provided by magnetic particles;

b. separating the solid phase with the bound extracellular nucleic acids from the remaining sample;

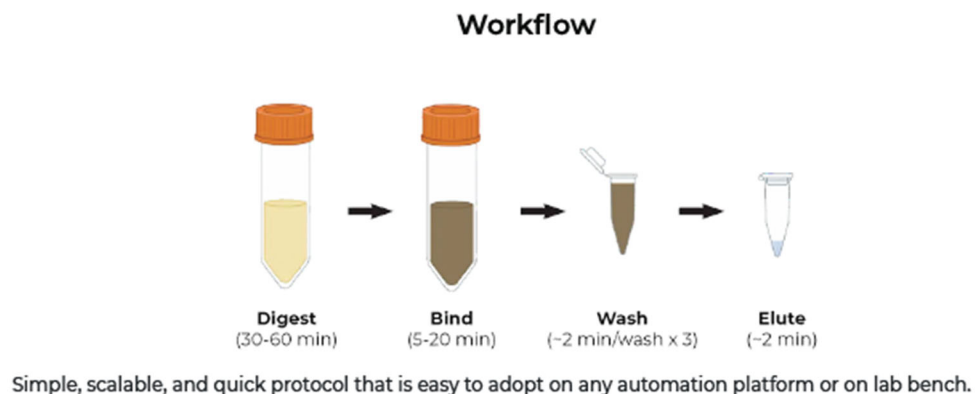
c. optionally washing the extracellular nucleic acids; and

d. eluting extracellular nucleic acids from the solid phase, wherein elution occurs at a second pH lying in the range of  $\geq 8$  to  $\leq 14$ ;

wherein the sample is a cell-free or cell-depleted sample which was obtained from a cell-containing sample by removing cells, and wherein the extracellular nucleic acids are extracellular DNA.

21. A promotional flyer for the MAGicBead™ cfDNA Isolation Kit (attached hereto as Exhibit 5) describes the steps performed to use Zymo's product:

### Streamlining cfDNA workflows



Ex. 5, at 1.

22. As is evident by the title and the exemplary workflow, the MAGicBead™ cfDNA Isolation Kit is a method for extracting extracellular nucleic acids from a sample.

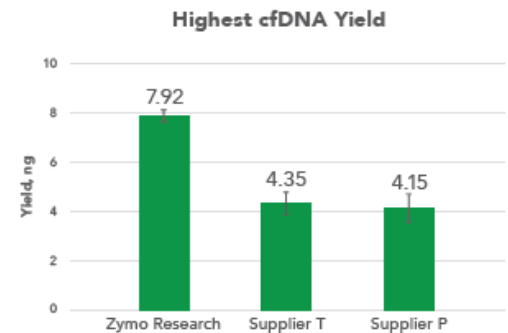
23. Additional details within the flyer make is clear that the kit uses a solid phase that carries anion exchange groups:

## MAGicBead™ cfDNA Isolation Kit

Novel magbead surface technology moves away from traditional silica-based DNA binding chemistry. It uses innovative DNA binding and release mechanism that is quick and efficient, free of use of alcohol.

*Id.*

MAGicBead™	vs.	Conventional Magnetic Beads
✓ Alcohol-free workflow		✗ Requires alcohol
✓ Minimal binding buffer volumes		✗ Large binding buffer volumes
✓ No bead air-dry		✗ Requires bead air-dry
<b>QUICK &amp; EFFICIENT</b>		<b>SLOW &amp; INEFFICIENT</b>



**Achieve high cfDNA yield, minimize sample drop-outs**  
Plasma cfDNA were extracted using three different magbead-based kits. Total cfDNA yields were assessed using Qubit™ 1x dsDNA HS Assay Kit (Thermo-Fisher Scientific).

*Id.*

24. Zymo provides a “Quick Protocol” sheet instructing users on how to use Zymo’s kit. A true and correct copy of this is attached as Exhibit 6. The protocol is excerpted below:



**cfDNA Extraction Procedure**

Input Volume	MAGiBead™ cfDNA Digestion Buffer	Proteinase K	MAGiBead™ cfDNA Binding Buffer	MAGiBeads™ cfDNA	Final Reaction Volume
0.2 mL	50 µL	8 µL	50 µL	10 µL	318 µL
1 mL	250 µL	40 µL	250 µL	10 µL	~1.6 mL
2 mL	500 µL	80 µL	500 µL	10 µL	~3.1 mL
10 mL	2.5 mL	400 µL	2.5 mL	10 µL	~15.5 mL

- Referring to the table (above), add a cell-free biofluid<sup>1</sup> sample into a clean tube that can comfortably accommodate (~70% capacity) the final reaction volume (Note: for other sample volumes, scale other components proportionally EXCEPT the beads<sup>2</sup>).
- Add the **Digestion Buffer** and **Proteinase K**. Mix thoroughly by vortexing or pipetting for 5 seconds.
- Digest lysate mixture according to the sample collection method (below):

Collection Tube	Digestion Condition
K <sub>2</sub> EDTA, Na-Citrate, NaF/K-Oxalate, non-plasma biofluids <sup>1</sup>	37 °C for 30 minutes or RT for 2 hours
Streck Cell-Free DNA BCT®	55 °C for 30 minutes or RT for 2 hours
K <sub>3</sub> EDTA and Na <sub>2</sub> EDTA	37 °C for 60 minutes

- Add the **Binding Buffer**. Mix thoroughly by vortexing or pipetting for 5 seconds.  
(The Binding Buffer must be added prior to MAGiBeads™ cfDNA)
- Completely resuspend **MAGiBeads™ cfDNA** by vortexing and inverting vigorously until there is no clump of beads.
- Add 10 µL **MAGiBeads™ cfDNA** and mix thoroughly by vortexing or pipetting for 5 seconds.
- Incubate at room temperature with constant agitation<sup>3</sup> using a rotator (at ~30 rpm) for the sample input volumes indicated (below).

Sample Input Volume	Incubation Time
≤ 1 mL	5 minutes
> 1 mL and ≤ 3 mL	10 minutes
> 3 mL and ≤ 10 mL	20 minutes

Ver. 1.1.0 April 2023

Ex. 6, at 1.

**cfDNA Extraction Procedure (Cont.)**

- After taking sample out of a rotator, flick sample tube down to move residual lysates to the bottom of the tube. Carefully open the cap prior applying them on magnetic stand to prevent loss of lysates.
- Apply sample to a magnetic stand until beads are fully pelleted.
- Carefully discard the supernatant, then remove sample from magnetic stand.
- Add 800 µL the **Wash Buffer**, mix thoroughly well by pipetting<sup>4</sup>.
- Apply sample to a magnetic stand until beads are fully pelleted.
- Carefully discard the supernatant, then remove sample from magnetic stand.
- Repeat Steps 11 – 13 with 300 µL the **Wash Buffer** for two additional times.
- Apply sample to a magnetic stand until beads are fully pelleted. Remove residual wash buffers by pipetting<sup>5</sup>.
- Add ≥ 15 µL the **Elution Buffer**<sup>6</sup> gently resuspend beads.
- Incubate at room temperature for 1 minute.
- Apply sample to a magnetic stand until beads are fully pelleted.
- Carefully transfer the eluate to a clean microcentrifuge tube. The purified cfDNA is ready for immediate use or can be stored (-20 °C) for long-term storage.

Id. at 2.

1           25. Upon information and belief, this protocol requires “acidifying the sample  
2 to establish the binding conditions and binding the extracellular nucleic acids to the  
3 solid phase in a binding mixture having a first pH of  $\leq 6.5$  which allows binding the  
4 extracellular nucleic acids to the anion exchange groups of the solid phase, wherein the  
5 solid phase is provided by magnetic particles.”

6           26. This protocol further requires “separating the solid phase with the bound  
7 extracellular nucleic acids from the remaining sample,” “optionally washing the  
8 extracellular nucleic acids,” and “eluting extracellular nucleic acids from the solid  
9 phase, wherein elution occurs at a second pH lying in the range of  $\geq 8$  to  $\leq 14$ .”

10           27. Finally, these documents and the title of Zymo’s product, “MAGicBead™  
11 cfDNA Isolation Kit,” (Ex. 5, at 1) make it clear that the sample being analyzed is “a  
12 cell-free or cell-depleted sample which was obtained from a cell-containing sample by  
13 removing cells, and wherein the extracellular nucleic acids are extracellular DNA”  
14 (’145 Patent at Cl. 1).

15           28. Further, Zymo had actual knowledge of its and its customers’ infringement  
16 of the ’145 Patent since at least November 27, 2023, the date on which QIAGEN first  
17 sent a letter to Zymo regarding its and its customers’ infringement.

18           29. On information and belief, Zymo knows that the Zymo Accused Product  
19 is specially made or specially adapted for use in the infringement of the ’145 Patent.  
20 The infringing components of this product are not staple articles or commodities of  
21 commerce suitable for substantial noninfringing use, and the infringing components of  
22 this product are a material part of the invention of the ’145 Patent. Accordingly, in  
23 violation of 35 U.S.C. § 271(c), Zymo is also contributing to the direct infringement of  
24 the ’145 Patent by at least its customers and/or end users of this Zymo Accused Product.  
25 The customers and/or end users of the Zymo Accused Product directly infringe one or  
26 more claims of the ’145 Patent by making or using, without QIAGEN’s authority, the  
27 Zymo Accused Product.  
28

1           30. As a result of Zymo's infringement of the '145 Patent, QIAGEN has  
2 suffered, and will continue to suffer, substantial damages. Accordingly, Zymo is liable  
3 to QIAGEN for damages adequate to compensate for Zymo's acts of infringement, in  
4 an amount to be proved at trial but in no event less than a reasonable royalty for the use  
5 made of QIAGEN's patented invention by Zymo under 35 U.S.C. § 284.

6           31. In addition, Zymo's acts of infringement have caused QIAGEN irreparable  
7 harm that is not compensable by monetary damages. The hardships that an injunction  
8 would impose are less than those faced by QIAGEN should an injunction not issue. The  
9 public interest would be served by issuance of an injunction. Thus, QIAGEN is entitled  
10 to a permanent injunction against further infringement. Therefore, QIAGEN is entitled  
11 to injunctive relief under 35 U.S.C. § 283.

12           32. Further, since at least November 27, 2023, Zymo has known of the '145  
13 Patent and known of its and its customers' infringement thereof. Yet, Zymo has  
14 continued to make available the Zymo Accused Product, and has deliberately and  
15 intentionally, and therefore willfully, infringed the '145 Patent. Zymo's acts of  
16 infringement constitute willful, egregious, and bad-faith misconduct, and consequently  
17 QIAGEN is entitled to a discretionary increase of its damages award up to three times  
18 the amount found or assessed, costs, and attorneys' fees under 35 U.S.C. § 284.

19           33. Based on the foregoing facts, QIAGEN requests that this Court declare this  
20 an exceptional case, and award Plaintiffs their costs and attorneys' fees under 35 U.S.C.  
21 § 285.

## 22                           **VI. SECOND CLAIM FOR RELIEF**

### 23                           **(Infringement of United States Patent No. 11,021,736)**

24           34. QIAGEN realleges and incorporates by reference the allegations of the  
25 preceding paragraphs of this Complaint as if fully set forth herein.

26           35. In violation of one or more of subsections (a), (b), and/or (c) of 35 U.S.C.  
27 § 271, Zymo has infringed and is currently infringing, directly and/or indirectly through  
28

1 intermediaries, customers, or end-users, one or more claims of the '736 Patent by  
2 making, using, selling, offering for sale, and/or importing into the United States,  
3 without authority, its MAGicBead™ cfDNA Isolation Kit, the use of which practices at  
4 least claim 1 of the '736 Patent. Zymo has infringed and is currently infringing this  
5 claim literally and/or under the doctrine of equivalents.

6 36. Exemplary claim 1 of the '736 Patent claims:

7 1. A method for isolating extracellular nucleic acids from a  
8 sample by binding the extracellular nucleic acids to a solid  
9 phase which carries anion exchange groups, wherein said  
10 method comprises the following steps:

11 a. binding the extracellular nucleic acids to the solid  
12 phase in a binding mixture having a first pH which  
13 allows binding the extracellular nucleic acids to the  
14 anion exchange groups of the solid phase, wherein  
15 magnetic particles are used as solid phase;

16 b. separating the solid phase with the bound  
17 extracellular nucleic acids from the remaining sample;

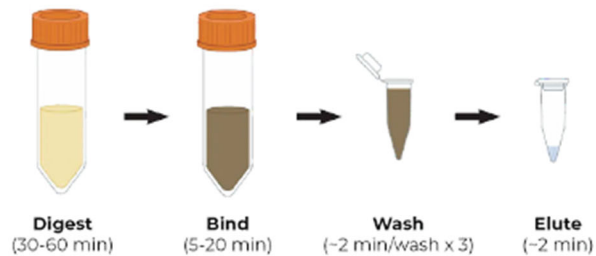
18 c. optionally washing the extracellular nucleic acids;  
19 and

20 d. optionally eluting extracellular nucleic acids from  
21 the solid phase; wherein the sample is a cell free or cell-  
22 depleted sample which was obtained from a body fluid  
23 by removing cells from said body fluid.

24 37. A promotional flyer for the MAGicBead™ cfDNA Isolation Kit (attached  
25 hereto as Exhibit 5) describes the steps performed to use Zymo's product:  
26  
27  
28

## Streamlining cfDNA workflows

### Workflow



Simple, scalable, and quick protocol that is easy to adopt on any automation platform or on lab bench.

Ex. 5, at 1.

38. As is evident by the title and the exemplary workflow, the MAGicBead™ cfDNA Isolation Kit is a method for extracting extracellular nucleic acids from a sample.

39. Additional details within the flyer make is clear that the kit uses a solid phase that carries anion exchange groups:

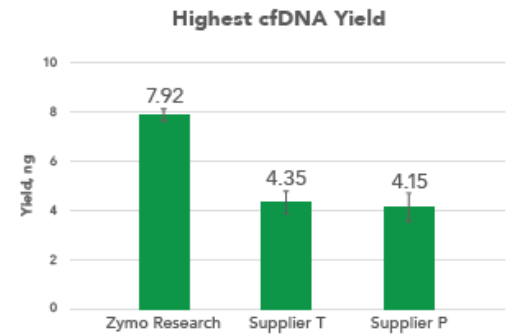
### MAGicBead™ cfDNA Isolation Kit

Novel magbead surface technology moves away from traditional silica-based DNA binding chemistry. It uses innovative DNA binding and release mechanism that is quick and efficient, free of use of alcohol.



*Id.*

<b>MAGicBead™</b>	<b>vs.</b>	<b>Conventional Magnetic Beads</b>
✓ Alcohol-free workflow		✗ Requires alcohol
✓ Minimal binding buffer volumes		✗ Large binding buffer volumes
✓ No bead air-dry		✗ Requires bead air-dry
<b>QUICK &amp; EFFICIENT</b>		<b>SLOW &amp; INEFFICIENT</b>



**Achieve high cfDNA yield, minimize sample drop-outs**  
 Plasma cfDNA were extracted using three different magbead-based kits. Total cfDNA yields were assessed using Qubit™ 1x dsDNA HS Assay Kit (Thermo-Fisher Scientific).

*Id.*

40. Zymo provides a “Quick Protocol” sheet instructing users on how to use Zymo’s kit. A true and correct copy of this is attached as Exhibit 6. The protocol is excerpted below:

**cfDNA Extraction Procedure**

Input Volume	MAGiBead™ cfDNA Digestion Buffer	Proteinase K	MAGiBead™ cfDNA Binding Buffer	MAGiBeads™ cfDNA	Final Reaction Volume
0.2 mL	50 µL	8 µL	50 µL	10 µL	318 µL
1 mL	250 µL	40 µL	250 µL	10 µL	~1.6 mL
2 mL	500 µL	80 µL	500 µL	10 µL	~3.1 mL
10 mL	2.5 mL	400 µL	2.5 mL	10 µL	~15.5 mL

- Referring to the table (above), add a cell-free biofluid<sup>1</sup> sample into a clean tube that can comfortably accommodate (~70% capacity) the final reaction volume (Note: for other sample volumes, scale other components proportionally EXCEPT the beads<sup>2</sup>).
- Add the **Digestion Buffer** and **Proteinase K**. Mix thoroughly by vortexing or pipetting for 5 seconds.
- Digest lysate mixture according to the sample collection method (below):

Collection Tube	Digestion Condition
K <sub>2</sub> EDTA, Na-Citrate, NaF/K-Oxalate, non-plasma biofluids <sup>1</sup>	37 °C for 30 minutes or RT for 2 hours
Streck Cell-Free DNA BCT®	55 °C for 30 minutes or RT for 2 hours
K <sub>3</sub> EDTA and Na <sub>2</sub> EDTA	37 °C for 60 minutes

- Add the **Binding Buffer**. Mix thoroughly by vortexing or pipetting for 5 seconds.  
(The Binding Buffer must be added prior to MAGiBeads™ cfDNA)
- Completely resuspend **MAGiBeads™ cfDNA** by vortexing and inverting vigorously until there is no clump of beads.
- Add 10 µL **MAGiBeads™ cfDNA** and mix thoroughly by vortexing or pipetting for 5 seconds.
- Incubate at room temperature with constant agitation<sup>3</sup> using a rotator (at ~30 rpm) for the sample input volumes indicated (below).

Sample Input Volume	Incubation Time
≤ 1 mL	5 minutes
> 1 mL and ≤ 3 mL	10 minutes
> 3 mL and ≤ 10 mL	20 minutes

Ver. 1.1.0 April 2023

Ex. 6, at 1.

**cfDNA Extraction Procedure (Cont.)**

- After taking sample out of a rotator, flick sample tube down to move residual lysates to the bottom of the tube. Carefully open the cap prior applying them on magnetic stand to prevent loss of lysates.
- Apply sample to a magnetic stand until beads are fully pelleted.
- Carefully discard the supernatant, then remove sample from magnetic stand.
- Add 800 µL the **Wash Buffer**, mix thoroughly well by pipetting<sup>4</sup>.
- Apply sample to a magnetic stand until beads are fully pelleted.
- Carefully discard the supernatant, then remove sample from magnetic stand.
- Repeat Steps 11 – 13 with 300 µL the **Wash Buffer** for two additional times.
- Apply sample to a magnetic stand until beads are fully pelleted. Remove residual wash buffers by pipetting<sup>5</sup>.
- Add ≥ 15 µL the **Elution Buffer**<sup>6</sup> gently resuspend beads.
- Incubate at room temperature for 1 minute.
- Apply sample to a magnetic stand until beads are fully pelleted.
- Carefully transfer the eluate to a clean microcentrifuge tube. The purified cfDNA is ready for immediate use or can be stored (-20 °C) for long-term storage.

Id. at 2.



1           41. Upon information and belief, this protocol requires “separating the solid  
2 phase with the bound extracellular nucleic acids from the remaining sample,”  
3 “optionally washing the extracellular nucleic acids,” and “optionally eluting  
4 extracellular nucleic acids from the solid phase.”

5           42. Finally, these documents and the title of Zymo’s product, “MAGicBead™  
6 cfDNA Isolation Kit,” (Ex. 5, at 1) make it clear that the sample being analyzed is “cell  
7 free or cell-depleted sample which was obtained from a body fluid by removing cells  
8 from said body fluid” (’736 Patent at Cl. 1).

9           43. Further, Zymo had actual knowledge of its and its customers’ infringement  
10 of the ’736 Patent since at least November 27, 2023, the date on which QIAGEN first  
11 sent a letter to Zymo regarding its and its customers’ infringement.

12           44. On information and belief, Zymo knows that the Zymo Accused Product  
13 is specially made or specially adapted for use in the infringement of the ’736 Patent.  
14 The infringing components of this product are not staple articles or commodities of  
15 commerce suitable for substantial noninfringing use, and the infringing components of  
16 this product are a material part of the invention of the ’736 Patent. Accordingly, in  
17 violation of 35 U.S.C. § 271(c), Zymo is also contributing to the direct infringement of  
18 the ’736 Patent by at least its customers and/or end users of this Zymo Accused Product.  
19 The customers and/or end users of the Zymo Accused Product directly infringe one or  
20 more claims of the ’736 Patent by making or using, without QIAGEN’s authority, the  
21 Zymo Accused Product.

22           45. As a result of Zymo’s infringement of the ’736 Patent, QIAGEN has  
23 suffered, and will continue to suffer, substantial damages. Accordingly, Zymo is liable  
24 to QIAGEN for damages adequate to compensate for Zymo’s acts of infringement, in  
25 an amount to be proved at trial but in no event less than a reasonable royalty for the use  
26 made of QIAGEN’s patented invention by Zymo under 35 U.S.C. § 284.



1           46. In addition, Zymo's acts of infringement have caused QIAGEN irreparable  
2 harm that is not compensable by monetary damages. The hardships that an injunction  
3 would impose are less than those faced by QIAGEN should an injunction not issue. The  
4 public interest would be served by issuance of an injunction. Thus, QIAGEN is entitled  
5 to a permanent injunction against further infringement. Therefore, QIAGEN is entitled  
6 to injunctive relief under 35 U.S.C. § 283.

7           47. Further, since at least November 27, 2023, Zymo has known of the '736  
8 Patent and known of its and its customers' infringement thereof. Yet, Zymo has  
9 continued to make available the Zymo Accused Product, and has deliberately and  
10 intentionally, and therefore willfully, infringed the '736 Patent. Zymo's acts of  
11 infringement constitute willful, egregious, and bad-faith misconduct, and consequently  
12 QIAGEN is entitled to a discretionary increase of its damages award up to three times  
13 the amount found or assessed, costs, and attorneys' fees under 35 U.S.C. § 284.

14           48. Based on the foregoing facts, QIAGEN requests that this Court declare this  
15 an exceptional case, and award Plaintiffs their costs and attorneys' fees under 35 U.S.C.  
16 § 285.

## 17                                   **VII. JURY DEMAND**

18           49. QIAGEN demands a jury trial on all claims so triable.

## 19                                   **VIII. PRAYER FOR RELIEF**

20           WHEREFORE, QIAGEN respectfully requests:

21           A. That Judgment be entered that:

22                   1. Zymo has infringed one or more claims of the '145 Patent;

23                   2. Zymo has infringed one or more claims of the '736 Patent;

24           B. That, in accordance with 35 U.S.C. § 283, Zymo, and all of its affiliates,  
25 employees, agents, officers, directors, attorneys, successors, and assigns, and all  
26 those acting on behalf of or in active concert or participation with any of them,  
27  
28

- 1 be permanently enjoined from (1) infringing the Asserted Patents and (2) making,  
 2 using, selling, and offering for sale the Zymo Accused Product;
- 3 C. An order directing Zymo to file with the Court and serve upon QIAGEN's  
 4 counsel within thirty (30) days after entry of the order of injunction, a report  
 5 setting forth the manner and form in which Zymo has complied with the  
 6 injunction, including the provision relating to destruction and recall of infringing  
 7 products and materials;
- 8 D. An award of damages sufficient to compensate QIAGEN for Zymo's  
 9 infringement under 35 U.S.C. § 284, including an enhancement of damages on  
 10 account of Zymo's willful infringement;
- 11 E. That the case be found exceptional under 35 U.S.C. § 285 and that QIAGEN be  
 12 awarded its reasonable attorneys' fees;
- 13 F. Costs and expenses in this action;
- 14 G. An award of prejudgment and post-judgment interest; and
- 15 H. Such other and further relief as the Court may deem just and proper.

16  
 17 Dated: August 20, 2024

Respectfully submitted,

18 By: /s/ Diana Hughes Leiden

19 Rex Mann (*pro hac vice* forthcoming)  
 20 RMann@winston.com  
 21 Ahtoosa Dale (*pro hac vice* forthcoming)  
 22 ADale@winston.com  
 23 WINSTON & STRAWN LLP  
 2121 N. Pearl St., Suite 900  
 Dallas, TX 75201  
 Telephone: (214) 453-6500

24 Brian E. Ferguson (*pro hac vice* forthcoming)  
 25 BEFerguson@winston.com  
 26 Lauren M. Rennecker (*pro hac vice*  
 forthcoming)  
 27 LRennecker@winston.com  
 WINSTON & STRAWN LLP  
 1901 L St. NW  
 Washington, D.C. 20036  
 Telephone: (202) 282-5000

1 Evan D. Lewis (*pro hac vice* forthcoming)  
2 EDLewis@winston.com  
3 WINSTON & STRAWN LLP  
4 800 Capitol St., Suite 2400  
Houston, TX 77002-2925  
Telephone: (713) 651-2600

5 Diana Hughes Leiden (SBN: 267606)  
6 dhleiden@winston.com  
7 WINSTON & STRAWN LLP  
333 S. Grand Avenue, 38th Floor  
Los Angeles, CA 90071-1543  
Telephone: (213) 615-1700

8 *Attorneys for Plaintiff QIAGEN GmbH*  
9  
10  
11  
12  
13  
14  
15  
16  
17  
18  
19  
20  
21  
22  
23  
24  
25  
26  
27  
28