

JS 44 (Rev. 12/07)

CIVIL COVER SHEET

The JS 44 civil cover sheet and the information contained herein neither replace nor supplement the filing and service of pleadings or other papers as required by law, except as provided by local rules of court. This form, approved by the Judicial Conference of the United States in September 1974, is required for the use of the Clerk of Court for the purpose of initiating the civil docket sheet. (SEE INSTRUCTIONS ON THE REVERSE OF THE FORM.)

I. (a) PLAINTIFFS

Lupin Atlantis Holidngs S.A.,

(b) County of Residence of First Listed Plaintiff (EXCEPT IN U.S. PLAINTIFF CASES)

(c) Attorney's (Firm Name, Address, and Telephone Number) John J. Higson, Dilworth Paxson LLP, 1500 Market Street. Ste. 3500E, Philadelphia, PA 19102 215-575-7000

DEFENDANTS

Ranbaxy Laboratories Limited, Ranbaxy Pharmaceuticals Inc., Ranbaxy, Inc. and Ethypharm S.A.

County of Residence of First Listed Defendant (IN U.S. PLAINTIFF CASES ONLY)

NOTE: IN LAND CONDEMNATION CASES, USE THE LOCATION OF THE LAND INVOLVED.

Attorneys (If Known)

II. BASIS OF JURISDICTION (Place an "X" in One Box Only)

- 1 U.S. Government Plaintiff, 2 U.S. Government Defendant, 3 Federal Question (U.S. Government Not a Party), 4 Diversity (Indicate Citizenship of Parties in Item III)

III. CITIZENSHIP OF PRINCIPAL PARTIES (Place an "X" in One Box for Plaintiff and One Box for Defendant)

- Citizen of This State, Citizen of Another State, Citizen or Subject of a Foreign Country, PTF DEF, Incorporated or Principal Place of Business In This State, Incorporated and Principal Place of Business In Another State, Foreign Nation

IV. NATURE OF SUIT (Place an "X" in One Box Only)

Table with columns: CONTRACT, REAL PROPERTY, PERSONAL INJURY, CIVIL RIGHTS, TORTS, PRISONER PETITIONS, FORFEITURE/PENALTY, LABOR, IMMIGRATION, BANKRUPTCY, SOCIAL SECURITY, FEDERAL TAX SUITS, OTHER STATUTES. Includes various legal categories like 110 Insurance, 210 Land Condemnation, 310 Airplane, 441 Voting, 610 Agriculture, 710 Fair Labor Standards, 820 Copyrights, 400 State Reapportionment, etc.

V. ORIGIN

- 1 Original Proceeding, 2 Removed from State Court, 3 Remanded from Appellate Court, 4 Reinstated or Reopened, 5 Transferred from another district (specify), 6 Multidistrict Litigation, 7 Appeal to District Judge from Magistrate Judgment

VI. CAUSE OF ACTION

Cite the U.S. Civil Statute under which you are filing (Do not cite jurisdictional statutes unless diversity): 35 U.S.C. § 271(e) (2)

Brief description of cause: Patent infringement action (ANDA) re Pharmaceutical product under name "Antara"

VII. REQUESTED IN COMPLAINT:

CHECK IF THIS IS A CLASS ACTION UNDER F.R.C.P. 23 DEMAND \$ CHECK YES only if demanded in complaint: JURY DEMAND: Yes No

VIII. RELATED CASE(S) IF ANY

(See instructions): JUDGE Gene E. K. Pratter DOCKET NUMBER 10-cv-03897

DATE 03/31/2011

SIGNATURE OF ATTORNEY OF RECORD

Handwritten signature of Gene E. K. Pratter

FOR OFFICE USE ONLY

RECEIPT # AMOUNT APPLYING IFP JUDGE MAG. JUDGE

UNITED STATES DISTRICT COURT

FOR THE EASTERN DISTRICT OF PENNSYLVANIA — DESIGNATION FORM to be used by counsel to indicate the category of the case for the purpose of assignment to appropriate calendar.

Address of Plaintiff: Bachstrasse 56, 8200 Schaffhausen SH, Switzerland

Address of Defendant: Plot 90, Sector 32, Gurgaon (Haryana) 122 001, India

Place of Accident, Incident or Transaction: \_\_\_\_\_  
(Use Reverse Side For Additional Space)

Does this civil action involve a nongovernmental corporate party with any parent corporation and any publicly held corporation owning 10% or more of its stock?  
(Attach two copies of the Disclosure Statement Form in accordance with Fed.R.Civ.P. 7.1(a))  
Yes  No

Does this case involve multidistrict litigation possibilities? Yes  No

RELATED CASE, IF ANY:

Case Number: 10-cv-03897 Judge Gene K. Pratter Date Terminated: \_\_\_\_\_

Civil cases are deemed related when yes is answered to any of the following questions:

1. Is this case related to property included in an earlier numbered suit pending or within one year previously terminated action in this court?  
Yes  No
2. Does this case involve the same issue of fact or grow out of the same transaction as a prior suit pending or within one year previously terminated action in this court?  
Yes  No
3. Does this case involve the validity or infringement of a patent already in suit or any earlier numbered case pending or within one year previously terminated action in this court?  
Yes  No
4. Is this case a second or successive habeas corpus, social security appeal, or pro se civil rights case filed by the same individual?  
Yes  No

CIVIL: (Place  in ONE CATEGORY ONLY)

A. Federal Question Cases:

1.  Indemnity Contract, Marine Contract, and All Other Contracts
2.  FELA
3.  Jones Act-Personal Injury
4.  Antitrust
5.  Patent
6.  Labor-Management Relations
7.  Civil Rights
8.  Habeas Corpus
9.  Securities Act(s) Cases
10.  Social Security Review Cases
11.  All other Federal Question Cases  
(Please specify)

B. Diversity Jurisdiction Cases:


1.  Insurance Contract and Other Contracts
2.  Airplane Personal Injury
3.  Assault, Defamation
4.  Marine Personal Injury
5.  Motor Vehicle Personal Injury
6.  Other Personal Injury (Please specify)
7.  Products Liability
8.  Products Liability — Asbestos
9.  All other Diversity Cases  
(Please specify)

ARBITRATION CERTIFICATION

(Check Appropriate Category)

I, John J. Higson, counsel of record do hereby certify:  
 Pursuant to Local Civil Rule 53.2, Section 3(c)(2), that to the best of my knowledge and belief, the damages recoverable in this civil action case exceed the sum of \$150,000.00 exclusive of interest and costs;  
 Relief other than monetary damages is sought.

DATE: 3/31/2011

  
Attorney-at-Law

80720  
Attorney I.D.#

NOTE: A trial de novo will be a trial by jury only if there has been compliance with F.R.C.P. 38.

I certify that, to my knowledge, the within case is not related to any case now pending or within one year previously terminated action in this court except as noted above.

DATE: \_\_\_\_\_  
Attorney-at-Law

UNITED STATES DISTRICT COURT

FOR THE EASTERN DISTRICT OF PENNSYLVANIA — DESIGNATION FORM to be used by counsel to indicate the category of the case for the purpose of assignment to appropriate calendar.

Address of Plaintiff: Bachstrasse 56, 8200 Schaffhausen SH, Switzerland

Address of Defendant: Plot 90, Sector 32, Gurgaon (Haryana) 122 001, India

Place of Accident, Incident or Transaction: \_\_\_\_\_  
(Use Reverse Side For Additional Space)

Does this civil action involve a nongovernmental corporate party with any parent corporation and any publicly held corporation owning 10% or more of its stock?  
(Attach two copies of the Disclosure Statement Form in accordance with Fed.R.Civ.P. 7.1(a)) Yes  No

Does this case involve multidistrict litigation possibilities? Yes  No

RELATED CASE, IF ANY:

Case Number: 10-cv-03897 Judge Gene K. Pratter Date Terminated: \_\_\_\_\_

Civil cases are deemed related when yes is answered to any of the following questions:

1. Is this case related to property included in an earlier numbered suit pending or within one year previously terminated action in this court? Yes  No
2. Does this case involve the same issue of fact or grow out of the same transaction as a prior suit pending or within one year previously terminated action in this court? Yes  No
3. Does this case involve the validity or infringement of a patent already in suit or any earlier numbered case pending or within one year previously terminated action in this court? Yes  No
4. Is this case a second or successive habeas corpus, social security appeal, or pro se civil rights case filed by the same individual? Yes  No

CIVIL: (Place  in ONE CATEGORY ONLY)

A. Federal Question Cases:

1.  Indemnity Contract, Marine Contract, and All Other Contracts
2.  FELA
3.  Jones Act-Personal Injury
4.  Antitrust
5.  Patent
6.  Labor-Management Relations
7.  Civil Rights
8.  Habeas Corpus
9.  Securities Act(s) Cases
10.  Social Security Review Cases
11.  All other Federal Question Cases  
(Please specify)

B. Diversity Jurisdiction Cases:


1.  Insurance Contract and Other Contracts
2.  Airplane Personal Injury
3.  Assault, Defamation
4.  Marine Personal Injury
5.  Motor Vehicle Personal Injury
6.  Other Personal Injury (Please specify)
7.  Products Liability
8.  Products Liability — Asbestos
9.  All other Diversity Cases  
(Please specify)

ARBITRATION CERTIFICATION

(Check Appropriate Category)

I, John J. Higson, counsel of record do hereby certify:  
 Pursuant to Local Civil Rule 53.2, Section 3(c)(2), that to the best of my knowledge and belief, the damages recoverable in this civil action case exceed the sum of \$150,000.00 exclusive of interest and costs;  
 Relief other than monetary damages is sought.

DATE: 3/31/2011

  
Attorney-at-Law

80720  
Attorney I.D.#

NOTE: A trial de novo will be a trial by jury only if there has been compliance with F.R.C.P. 38.

I certify that, to my knowledge, the within case is not related to any case now pending or within one year previously terminated action in this court except as noted above.

DATE: \_\_\_\_\_

Attorney-at-Law

Attorney I.D.#

**IN THE UNITED STATES DISTRICT COURT  
FOR THE EASTERN DISTRICT OF PENNSYLVANIA**


**CASE MANAGEMENT TRACK DESIGNATION FORM**

Lupin Atlantis Holdings S.A.,	:	CIVIL ACTION
	:	
v.	:	
	:	
Ranbaxy Laboratories Limited, Ranbaxy Pharmaceuticals, Inc., & Ethypharm S.A.	:	NO.

In accordance with the Civil Justice Expense and Delay Reduction Plan of this court, counsel for plaintiff shall complete a Case Management Track Designation Form in all civil cases at the time of filing the complaint and serve a copy on all defendants. (See § 1:03 of the plan set forth on the reverse side of this form.) In the event that a defendant does not agree with the plaintiff regarding said designation, that defendant shall, with its first appearance, submit to the clerk of court and serve on the plaintiff and all other parties, a Case Management Track Designation Form specifying the track to which that defendant believes the case should be assigned.

**SELECT ONE OF THE FOLLOWING CASE MANAGEMENT TRACKS:**

- (a) Habeas Corpus – Cases brought under 28 U.S.C. § 2241 through § 2255.
- (b) Social Security – Cases requesting review of a decision of the Secretary of Health and Human Services denying plaintiff Social Security Benefits.
- (c) Arbitration – Cases required to be designated for arbitration under Local Civil Rule 53.2.
- (d) Asbestos – Cases involving claims for personal injury or property damage from exposure to asbestos.
- (e) Special Management – Cases that do not fall into tracks (a) through (d) that are commonly referred to as complex and that need special or intense management by the court. (See reverse side of this form for a detailed explanation of special management cases.)
- (f) Standard Management – Cases that do not fall into any one of the other tracks.

<u>3/31/2011</u>		<u>Lupin Atlantis Holdings, S.A.</u>
Date	Attorney-at-law	Attorney for
<u>215-575-7000</u>	<u>215-575-7200</u>	<u>jhigson@dilworthlaw.com</u>
Telephone	FAX Number	E-Mail Address

**IN THE UNITED STATES DISTRICT COURT  
FOR THE EASTERN DISTRICT OF PENNSYLVANIA**

LUPIN ATLANTIS HOLDINGS S.A.,

*Plaintiff,*

v.

RANBAXY LABORATORIES LIMITED,  
RANBAXY PHARMACEUTICALS INC.,  
RANBAXY, INC. and ETHYPHARM S.A.,

*Defendants.*

**COMPLAINT**

Plaintiff Lupin Atlantis Holdings S.A., by its attorneys, for its complaint against Ranbaxy Laboratories Limited, Ranbaxy Pharmaceuticals Inc., Ranbaxy, Inc. (collectively, “Ranbaxy”) and Ethypharm S.A., allege as follows:

**THE PARTIES**

1. Plaintiff Lupin Atlantis Holdings S.A. (“Lupin Atlantis”) is a corporation organized and existing under the laws of Switzerland, with a principal place of business at Bachstrasse 56, 8200 Schaffhausen SH, Switzerland.

2. Upon information and belief, Defendant Ranbaxy Laboratories Limited is a company organized and existing under the laws of India with a principal place of business at Plot 90, Sector 32, Gurgaon (Haryana) 122 001, India.

3. Upon information and belief, Ranbaxy Laboratories Limited is in the business of, among other activities, manufacturing and selling copies of branded

pharmaceutical products which are used and sold throughout the United States, including in the Commonwealth of Pennsylvania and in this judicial district, through various operating subsidiaries, including Ranbaxy Pharmaceuticals Inc. and Ranbaxy Inc.

4. Upon information and belief, Defendant Ranbaxy Pharmaceuticals Inc. is a corporation organized and existing under the laws of Delaware, and is a wholly-owned subsidiary and alter ego of Ranbaxy Laboratories Limited. Ranbaxy Pharmaceuticals Inc. has a principal place of business at 600 College Road East, Princeton, New Jersey 08540.

5. Upon information and belief, Defendant Ethypharm S.A. (“Ethypharm”) is a corporation organized and existing under the laws of France, with its principal offices at 194 Bureaux de la Colline, 922 13 St. Cloud, France.

6. Upon information and belief, Ranbaxy Pharmaceuticals Inc. is in the business of, among other activities, offering for sale, selling and/or importing copies of branded pharmaceutical products manufactured by, among others, Ranbaxy Laboratories Limited, throughout the United States, including in the Commonwealth of Pennsylvania and in this judicial district.

7. Upon information and belief, Ranbaxy Pharmaceuticals Inc. is a United States agent for Ranbaxy Laboratories Limited for, among others, making regulatory submissions to the United States Food and Drug Administration (“FDA”).

8. Upon information and belief, Defendant Ranbaxy Inc. is a corporation organized and existing under the laws of Delaware, and is a wholly-owned subsidiary and alter ego of Ranbaxy Laboratories Limited. Ranbaxy Inc. has a principal place of business at 600 College Road East, Princeton, New Jersey 08540.

9. Upon information and belief, Ranbaxy Inc. is in the business of, among other activities, offering for sale, selling and/or importing copies of branded pharmaceutical products manufactured by, among others, Ranbaxy Laboratories Limited, throughout the United States, including in the Commonwealth of Pennsylvania and in this judicial district.

10. Upon information and belief, consistent with their practice with respect to other generic products, Ranbaxy Laboratories Limited, Ranbaxy Pharmaceuticals Inc.

and Ranbaxy Inc. collaborated in the research and development of Ranbaxy's Abbreviated New Drug Application ("ANDA") No. 201748 for capsules that contain 43 mg and 130 mg of fenofibrate as the active ingredient ("the Ranbaxy ANDA Product"), continue to collaborate in seeking approval of that application by the FDA, and intend to collaborate in the commercial manufacture, marketing, offer for sale and sale of the Ranbaxy ANDA Product throughout the United States, including in the Commonwealth of Pennsylvania and in this judicial district, in the event the FDA approves the Ranbaxy ANDA.

### **JURISDICTION AND VENUE**

11. This is a civil action arising under the patent laws of the United States, Title 35, United States Code, for infringement of U.S. Patent U.S. Patent No. 7,863,331 ("the '331 patent"). This Court has jurisdiction over the subject matter of this action under 28 U.S.C. §§ 1331 and 1338(a).

12. Upon information and belief, Ranbaxy Laboratories Limited is subject to personal jurisdiction in this judicial district because, *inter alia*, Ranbaxy Laboratories Limited alone, and through its wholly-owned subsidiaries and alter egos Ranbaxy Pharmaceuticals Inc. and Ranbaxy Inc., has purposely availed itself of the benefits and protections of this Commonwealth's laws such that it should reasonably anticipate being haled into court in this judicial district. On information and belief, Ranbaxy Laboratories Limited, itself and through its wholly-owned subsidiaries Ranbaxy Pharmaceuticals Inc. and Ranbaxy Inc., markets and sells branded and generic drugs throughout the United States, and in particular within this judicial district, and therefore Ranbaxy Laboratories Limited has engaged in systematic and continuous business within this judicial district. In addition, and upon information and belief, Ranbaxy Laboratories Limited controls and dominates Ranbaxy Pharmaceuticals Inc. and Ranbaxy Inc., and thus the activities of the latter two entities in this judicial district are attributable to Ranbaxy Laboratories Limited.

13. Upon information and belief, Ranbaxy Pharmaceuticals Inc. is subject to personal jurisdiction in this judicial district because, *inter alia*, Ranbaxy Pharmaceuticals

Inc., alone and through its parent Ranbaxy Laboratories Limited and related company Ranbaxy Inc., has purposely availed itself of the benefits and protections of this Commonwealth's laws such that it should reasonably anticipate being haled into court in this judicial district. On information and belief, Ranbaxy Pharmaceuticals Inc., alone and through its parent Ranbaxy Laboratories Limited and related company Ranbaxy Inc., markets and sells branded and generic drugs throughout the United States, and in particular within this judicial district, and therefore Ranbaxy Pharmaceuticals Inc. has engaged in systematic and continuous business within this judicial district.

14. Upon information and belief, Ranbaxy Inc. is subject to personal jurisdiction in this judicial district because, *inter alia*, Ranbaxy Inc., alone and through its parent Ranbaxy Laboratories Limited and related company Ranbaxy Pharmaceuticals Inc., has purposely availed itself of the benefits and protections of this Commonwealth's laws such that it should reasonably anticipate being haled into court in this judicial district. On information and belief, Ranbaxy Inc., alone and through its parent Ranbaxy Laboratories Limited and related company Ranbaxy Pharmaceuticals Inc., markets and sells branded and generic drugs throughout the United States, and in particular within this judicial district, and therefore Ranbaxy Inc. has engaged in systematic and continuous business within this judicial district.

15. Upon information and belief, Ranbaxy Laboratories Limited, Ranbaxy Pharmaceuticals Inc. and Ranbaxy Inc. market Ranbaxy's branded and generic drug products to persons residing within this judicial district, for example, via its website.

16. Upon information and belief, Ranbaxy Laboratories Limited, Ranbaxy Pharmaceuticals Inc. and Ranbaxy Inc. offer Ranbaxy's branded and generic drug products for sale to persons residing within this judicial district on third-party websites that these persons can use to purchase Ranbaxy products for shipment to and within this judicial district.

17. Upon information and belief, persons residing within this judicial district purchase branded and generic drug products, including Ranbaxy products, from Ranbaxy Laboratories Limited (itself or through its wholly-owned subsidiaries Ranbaxy Pharmaceuticals Inc. and Ranbaxy Inc.) in this judicial district.



18. Upon information and belief, persons residing within this judicial district purchase branded and generic drug products, including Ranbaxy products, from Ranbaxy Pharmaceuticals Inc. in this judicial district.

19. Upon information and belief, persons residing within this judicial district purchase branded and generic drug products, including Ranbaxy products, from Ranbaxy Inc. in this judicial district.

20. Upon information and belief, Ranbaxy Laboratories Limited (itself or through its wholly-owned subsidiaries Ranbaxy Pharmaceuticals Inc. and Ranbaxy Inc.) receives revenue from the sales and marketing of branded and generic drug products, including Ranbaxy products, within this judicial district.

21. Upon information and belief, Ranbaxy Pharmaceuticals Inc. receives revenue from the sales and marketing of branded and generic drug products, including Ranbaxy products, within this judicial district.

22. Upon information and belief, Ranbaxy Inc. receives revenue from the sales and marketing of branded and generic drug products, including Ranbaxy products, within this judicial district.

23. Upon information and belief, Ranbaxy Laboratories Limited itself, or through its wholly-owned subsidiaries Ranbaxy Pharmaceuticals Inc. and Ranbaxy Inc., intends to market and sell the Ranbaxy ANDA Product, if approved, to residents of this judicial district.

24. Upon information and belief, Ranbaxy Laboratories Limited and Ranbaxy Pharmaceuticals Inc. admitted in Civil Action No. 2:06-cv-2768-MSG (E.D. Pa.), in which an action against each of them was brought arising under, *inter alia*, the Patent Laws of the United States (35 U.S.C. § 1 et seq.), and the Hatch-Waxman Act (21 U.S.C. § 301 et seq.), that venue in this judicial district was proper. Upon information and belief, Ranbaxy Laboratories Limited and Ranbaxy Pharmaceuticals Inc. did not contest personal jurisdiction in that action.

25. Upon information and belief, Ethypharm is in the business of, among other activities, manufacturing pharmaceutical products for importation into and sale

throughout the United States and promotes the importation and sale of such products, including in the Commonwealth of Pennsylvania and in this judicial district.

26. Ranbaxy Laboratories Limited, Ranbaxy Pharmaceuticals Inc., Ranbaxy, Inc. and Ethypharm are subject to personal jurisdiction in this judicial district.

27. Venue is proper in this judicial district under 28 U.S.C. §§ 1391(b) and (c) and § 1400(b).

### **BACKGROUND**

28. Lupin Atlantis is the owner of the approved New Drug Application (“NDA”) No. 21-695 for ANTARA® capsules.

29. On information and belief, Ranbaxy submitted ANDA No. 201748 to the FDA under the provisions of 21 U.S.C. § 355(j) seeking approval to engage in the commercial manufacture, use, offer for sale, sale and/or importation of generic copies of ANTARA® capsules.

30. The ANTARA® capsules contain 43 mg and 130 mg of micronized fenofibrate as the active ingredient, and are currently approved for the treatment of hypercholesterolemia and hypertriglyceridemia.

31. Upon information and belief, the Ranbaxy ANDA Product that is the subject of Ranbaxy ANDA No. 201748 are capsules containing 43 mg and 130 mg of fenofibrate as the active ingredient, and the Ranbaxy ANDA seeks approval for the treatment of hypercholesterolemia and hypertriglyceridemia.

### **THE PATENT-IN-SUIT**

32. On January 4, 2011, the U.S. Patent and Trademark Office (“USPTO”) duly and legally issued U.S. Patent No. 7,863,331 (the “ ’331 patent”), titled “Pharmaceutical Composition Containing Fenofibrate and Method for the Preparation Thereof.” A true and correct copy of the ’331 patent is attached hereto as Exhibit A.

33. Ethypharm is the owner of the ’331 patent which discloses and claims, *inter alia*, a method for reducing food effect when treating hypertriglyceridemias and/or hypercholesterolemias.

34. Lupin Atlantis holds a license from Ethypharm under the '331 patent which contains provisions concerning the right to enforce the '331 patent in the case of an ANDA filing by a third party.

35. As owner of the '331 patent and licensor of the '331 patent to Lupin Atlantis, Defendant Ethypharm is jointly interested with, and contractually obligated to cooperate with, Lupin Atlantis in this cause of action, including without limitation joining this action if necessary. Although requested to file suit as Co-Plaintiff, Ethypharm has not, as of the date of the filing of this action, agreed to do so. For that reason, Ethypharm is named as a defendant.

### **COUNT FOR PATENT INFRINGEMENT**

36. Lupin Atlantis incorporates paragraphs 1-35 of this Complaint as if fully set forth herein.

37. Upon information and belief, Ranbaxy sent a letter dated March 1, 2011, to Lupin Atlantis and Ethypharm which purported to comply with the provisions of 21 U.S.C. § 355(j)(2)(B). This letter purportedly advised Lupin Pharmaceuticals, Inc. that Ranbaxy's ANDA contains a Paragraph IV certification with respect to the '331 patent, and that no valid, enforceable claim of the '331 patent would be infringed by the manufacture, importation, use, sale or offer for sale of the Ranbaxy ANDA Product.

38. Upon information and belief, the '331 patent is properly listed in the FDA publication entitled Approved Drug Products and Therapeutic Equivalence Evaluations ("the Orange Book") relative to ANTARA®, and was so listed when Ranbaxy sent its letter of March 1, 2011, to Lupin Atlantis and Ethypharm.

39. Upon information and belief, Ranbaxy submitted Ranbaxy ANDA No. 201748 to the FDA for purpose of obtaining approval to engage in the commercial manufacture, use, offer for sale, sale and/or importation of a generic copy of the ANTARA® product prior to the expiration of the '331 patent.

40. Upon information and belief, the Ranbaxy ANDA contains a certification under 21 U.S.C. § 355(j)(2)(A)(vii)(IV) ("Paragraph IV Certification") asserting that, in

its opinion, the '331 patent is invalid or will not be infringed by the manufacture, use, offer for sale, sale and/or importation of the Ranbaxy ANDA Product.

41. 21 U.S.C. § 355(j)(2)(A)(vii)(IV) requires, *inter alia*, certification by the ANDA applicant that the subject patent, here the '331 patent, "is invalid or will not be infringed by the manufacture, use, offer for sale or sale of the new drug for which the application is submitted . . . ." The statute (21 U.S.C. § 355(j)(2)(B)(iv)) also requires a Paragraph IV notice to "include a detailed statement of the factual and legal basis of the applicant's opinion that the patent is not valid or will not be infringed." The FDA Rules and Regulations (21 C.F.R. § 314.95(c)) specify, *inter alia*, that a Paragraph IV notification must include "[a] detailed statement of the factual and legal basis of applicant's opinion that the patent is not valid, unenforceable, or will not be infringed." The detailed statement is to include "(i) [f]or each claim of a patent alleged not to be infringed, a full and detailed explanation of why the claim is not infringed" and "(ii) [f]or each claim of a patent alleged to be invalid or unenforceable, a full and detailed explanation of the grounds supporting the allegation."

42. Upon information and belief, at the time Ranbaxy's letter of March 1, 2011, was mailed (this letter purportedly serving as a notice of Paragraph IV certification relative to the '331 patent, *i.e.*, "Ranbaxy's Notice of Certification"), Ranbaxy was aware of the statutory provisions and regulations referred to in paragraph 41, *supra*.

43. Ranbaxy's Notice of Certification, which is required by statute and regulation to provide a full and detailed explanation regarding all bases for noninfringement but does not do so. While providing some information on its noninfringement positions, Ranbaxy fails to provide a full explanation of such bases, stating in its Notice of Certification that it "*reserves the right to supplement its position, as needed*, or to present to a court, if litigation arises, any other defenses such as invalidity under 35 U.S.C. §§ 101, 102, 103, and 112 of the Patent Laws, invalidity for double patenting, or any of the other defenses available to it under 35 U.S.C. § 282, with respect to the particular patent mentioned, *whether or not such defense is described in detail herein below*" (emphasis added).

44. Ranbaxy's Notice of Certification, which is required by statute and regulation to provide a full and detailed explanation regarding alleged invalidity, does not allege invalidity of any claims of the '331 patent. Instead, Ranbaxy states in its Notice of Certification that it "*reserves the right to supplement its position, as needed, or to present to a court, if litigation arises, any other defenses such as invalidity* under 35 U.S.C. §§ 101, 102, 103, and 112 of the Patent Laws, invalidity for double patenting, or any of the other defenses available to it under 35 U.S.C. § 282...." (emphasis added).

45. Ranbaxy's Notice of Certification, which is required by statute and regulation to provide a full and detailed explanation regarding alleged unenforceability, does not allege unenforceability or allege inequitable conduct of the '331 patent.

46. Ranbaxy's Notice of Certification fails to comply with the law, as specified in 21 U.S.C. § 355(j), and FDA rules and regulations, as specified in 21 C.F.R. § 314.95.

47. By filing ANDA No. 201748 under 21 U.S.C. § 355(j) for the purpose of obtaining approval to engage in the commercial manufacture, use, offer for sale, sale and/or importation of the Ranbaxy ANDA Product prior to the expiration of the '331 patent, Ranbaxy has committed an act of infringement under 35 U.S.C. § 271(e)(2). Further, on information and belief, Ranbaxy plans to commercially use, offer for sale, and/or sell the Ranbaxy ANDA Product, and/or to induce or contribute to such activity, and by such actions Ranbaxy would infringe one or more claims of the '331 patent under 35 U.S.C. § 271(a), (b) and/or (c).

48. Upon information and belief, Ranbaxy Pharmaceuticals Inc. and Ranbaxy Inc. participated in, contributed to, aided, and/or induced the submission of Ranbaxy ANDA No. 201748 and its Paragraph IV certification to the FDA. Additionally, upon information and belief, Ranbaxy Pharmaceuticals Inc. and Ranbaxy Inc. will market and/or distribute the Ranbaxy ANDA Product in the United States, and within this judicial district, if Ranbaxy ANDA No. 201748 is approved by the FDA. Ranbaxy Pharmaceuticals Inc. and Ranbaxy Inc. thus are jointly and severally liable with Ranbaxy Laboratories Limited for infringement of the '331 patent.

49. This action is being filed within 45 days of receipt by Lupin Atlantis and Ethypharm of the Ranbaxy letter dated March 1, 2011, which purportedly advised Lupin Atlantis and Ethypharm of Ranbaxy's Paragraph IV certification with respect to the '331 patent

50. Upon information and belief, Ranbaxy had actual and constructive notice of the '331 patent prior to filing the amendments to Ranbaxy's ANDA No. 201748, and Ranbaxy's infringement of the '331 patent has been, and continues to be, willful.

51. Lupin Atlantis is entitled to the relief provided by 35 U.S.C. § 271(e)(4), including an order of this Court that the effective date of the approval of Ranbaxy ANDA No. 201748 be a date that is not earlier than the expiration of the '331 patent, or any later expiration of exclusivity for the '331 patent to which it becomes entitled.

52. Lupin Atlantis will be irreparably harmed if Ranbaxy is not enjoined from infringing or actively inducing or contributing to infringement of the '331 patent, as Lupin Atlantis has no adequate remedy at law.

#### **PRAYER FOR RELIEF**

WHEREFORE, Plaintiff Lupin Atlantis respectfully requests the following relief:

A. A judgment that Ranbaxy has infringed one or more claims of the '331 patent under 35 U.S.C. § 271(e)(2);

B. An order pursuant to 35 U.S.C. § 271(e)(4) providing that the effective date of any FDA approval of Ranbaxy's ANDA No. 201748 be not earlier than the expiration date of the '331 patent or any later expiration of exclusivity for this patent to which it may become entitled;

C. A permanent injunction restraining and enjoining Ranbaxy Laboratories Limited, Ranbaxy Pharmaceuticals Inc. and Ranbaxy Inc. and each of their officers, agents, servants, employees and those persons acting in privity or concert with them, from engaging in the commercial manufacture, use, offer for sale or sale within the United States or its territories, or importation into the United States or its territories, of the Ranbaxy ANDA Product, or any product that infringes the '331 patent;

D. Damages and treble damages from Ranbaxy from any commercial activity constituting infringement of the '331 patent;


E. That Defendant Ethypharm be realigned and named as a Plaintiff in this action;

F. Costs and expenses in this action; and

G. Such other and further relief as this Court determines to be just and proper.

Respectfully submitted,

Date: March 31, 2011

  
\_\_\_\_\_  
John J. Higson  
DILWORTH PAXSON LLP  
1500 Market Street, 3500E  
Philadelphia, Pennsylvania 19102  
Voice: (215) 575-7000  
Facsimile: (215) 575-7200  
jhigson@dilworthlaw.com

Of Counsel:

Robert F. Green  
Christopher T. Griffith  
Kate M. Lesciotto  
LEYDIG, VOIT & MAYER, LTD.  
Two Prudential Plaza, Suite 4900  
180 North Stetson  
Chicago, Illinois 60601  
Voice: (312) 616-5600  
Facsimile: (312) 616-5700  
rgreen@leydig.com  
cgriffith@leydig.com  
klsciotto@leydig.com

Jamaica P. Szeliga  
LEYDIG, VOIT & MAYER, LTD.  
700 Thirteenth Street, Suite 300  
Washington, DC 20005-3960  
Voice: (240) 380-1870  
Facsimile: (202) 737-6776  
jszeliga@leydig.com

*Attorneys for Plaintiff  
Lupin Atlantis Holdings S.A.*



# EXHIBIT A



US007863331B2

(12) **United States Patent**  
**Criere et al.**(10) **Patent No.:** **US 7,863,331 B2**  
(45) **Date of Patent:** **\*Jan. 4, 2011**(54) **PHARMACEUTICAL COMPOSITION  
CONTAINING FENOFIBRATE AND METHOD  
FOR THE PREPARATION THEREOF**

2008/0248101 A1 10/2008 Criere et al.

## FOREIGN PATENT DOCUMENTS

- (75) Inventors: **Bruno Criere**, Gragny (FR); **Pascal Suplie**, Montaire (FR); **Philippe Chenevier**, Montreal (CA); **Pascal Oury**, Le Chesnay (FR); **Keith S. Rotenberg**, Denville, NJ (US); **George Bobotas**, Tarpon Springs, FL (US)
- (73) Assignee: **Ethypharm**, Saint Cloud (FR)
- (\* ) Notice: Subject to any disclaimer, the term of this patent is extended or adjusted under 35 U.S.C. 154(b) by 1259 days.
- This patent is subject to a terminal disclaimer.

EP	012523 B2	6/1980
EP	0164959 B1	12/1985
EP	0 330 532 A1	8/1989
EP	0 514 967 A1	11/1992
EP	0 519 144 A1	12/1992
EP	793958 B1	9/1997
HU	219 341 B	3/1997
WO	WO82/01649	5/1982
WO	WO96/01621 A1	2/1996
WO	98/00116	1/1998
WO	98/31361	7/1998
WO	WO98/31360	7/1998
WO	WO 01/03693 A1	1/2001

(21) Appl. No.: **10/677,861**(22) Filed: **Oct. 3, 2003**(65) **Prior Publication Data**

US 2004/0137055 A1 Jul. 15, 2004

**Related U.S. Application Data**

(63) Continuation-in-part of application No. 10/030,262, filed as application No. PCT/FR00/01971 on Jul. 7, 2000, now Pat. No. 7,101,574.

(30) **Foreign Application Priority Data**

Jul. 9, 1999 (FR) ..... 99 08923

(51) **Int. Cl.****A61K 31/19** (2006.01)**A61K 9/20** (2006.01)(52) **U.S. Cl.** ..... **514/571; 424/465**(58) **Field of Classification Search** ..... **514/571;**  
**424/465**

See application file for complete search history.

(56) **References Cited**

## U.S. PATENT DOCUMENTS

3,914,286 A	10/1975	Mieville	
4,058,552 A	11/1977	Mieville	
4,344,934 A	8/1982	Martin et al.	
4,412,986 A	11/1983	Kawata et al.	
4,717,569 A	1/1988	Harrison et al.	
4,752,470 A	6/1988	Mehta	
4,800,079 A	1/1989	Boyer et al.	
5,145,684 A	9/1992	Liversidge et al.	
5,545,628 A *	8/1996	Deboeck et al.	514/49
5,776,495 A	7/1998	Duclos et al.	
5,840,330 A	11/1998	Stemmler et al.	
6,074,670 A	6/2000	Stamm et al.	
4,895,726 C1	8/2001	Curtet et al.	
6,277,405 B1	8/2001	Stamm et al.	
6,368,620 B2	4/2002	Liu et al.	
6,667,064 B2 *	12/2003	Surette	424/776
2006/0083783 A1	4/2006	Doyle, Jr. et al.	
2007/0071812 A1	3/2007	Criere et al.	

## OTHER PUBLICATIONS

U.S. Department of Health and Human Services Food and Drug Administration Center for Drug Evaluation and Research (CDER) Oct. 1997 pp. 1-8.\*

cancerweb.ncl.ac.uk/cgi-bin/omd?inert 1997, 1 page.\*

www.pslgroup.com/dg, 2pages, 1998.\*

The Merck Index—An encyclopedia of chemicals, drugs and biologicals. Twelfth edition. 1996, p. 3260.

The Merck Index—An encyclopedia of chemicals, drugs and biologicals. Thirteenth edition. 2001, p. 3238.

A. Munoz et al., "Micronised Fenofibrate", *Atherosclerosis* 110 (Suppl.) (1994) S45-S48, Elsevier Science, Ireland.D.F. Temeljotov et al., "Solubilization and Dissolution Enhancement for Sparingly Soluble Fenofibrate", *Acta. Pharm.* 46 (1996) 131-136.R. Bianchini et al., "Influence of Drug Loading on Coated Beads Release Using Air Suspension Technique", *Boll. Chim. Farmaceutico*, 128 Dec. 12, 1989, pp. 373-379.

Dr. Bernhard Luy, "Methods of Pellet Production", Presented at Glatt Symposium, Strasbourg, Oct. 1992, pp. 1-12, with curriculum vitae.

A. Kuchiki et al., "Stable Solid Dispersion System Against Humidity", *Yakuzaigaku* 44(1) 31-37 (1984) pp. 1-13.JP Guichard et al., "A New Formulation of Fenofibrate: Suprabioavailable Tablets", *Current Medical Research and Opinion* 16(2) (2000) pp. 134-138, Laboratoires Fournier, France.El-Arini et al., "Dissolution Properties of Praziquantel-PVP Systems", *Pharmaceutical Acta Helveticaev.* 72, pp. 89-94 (1998).

International Search Report issued Oct. 26, 2000 in PCT/FR 00/01971.

\* cited by examiner

*Primary Examiner*—Brandon J Fetterolf*Assistant Examiner*—Shirley V Gembeh(74) *Attorney, Agent, or Firm*—Buchanan Ingersoll & Rooney PC(57) **ABSTRACT**

Pharmaceutical compositions comprising micronized fenofibrate, a surfactant and a binding cellulose derivative as a solubilization adjuvant, wherein said compositions contain an amount of fenofibrate greater than or equal to 60% by weight and methods of producing fenofibrate compositions.

**4 Claims, 5 Drawing Sheets**

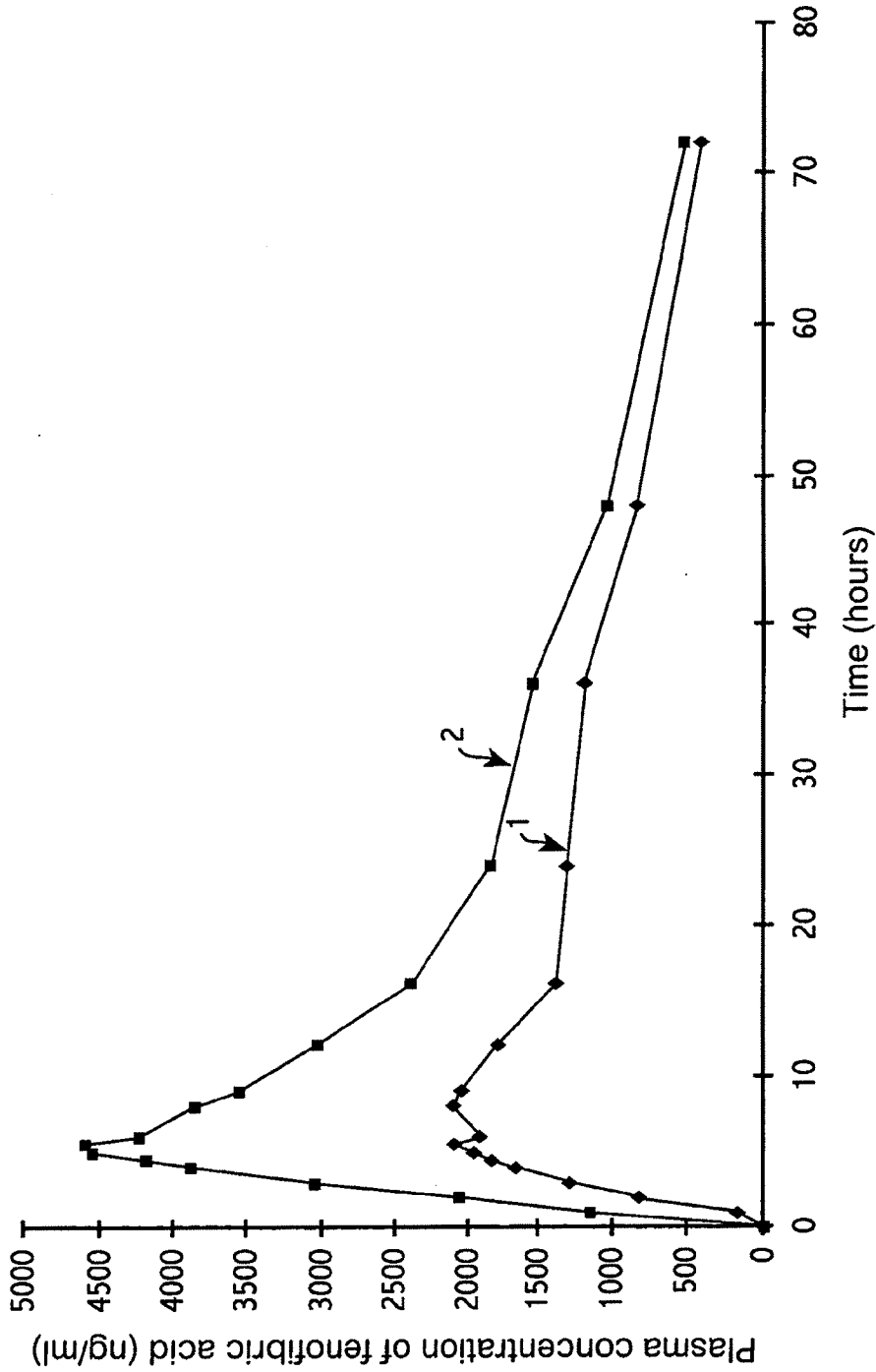


FIG. 1

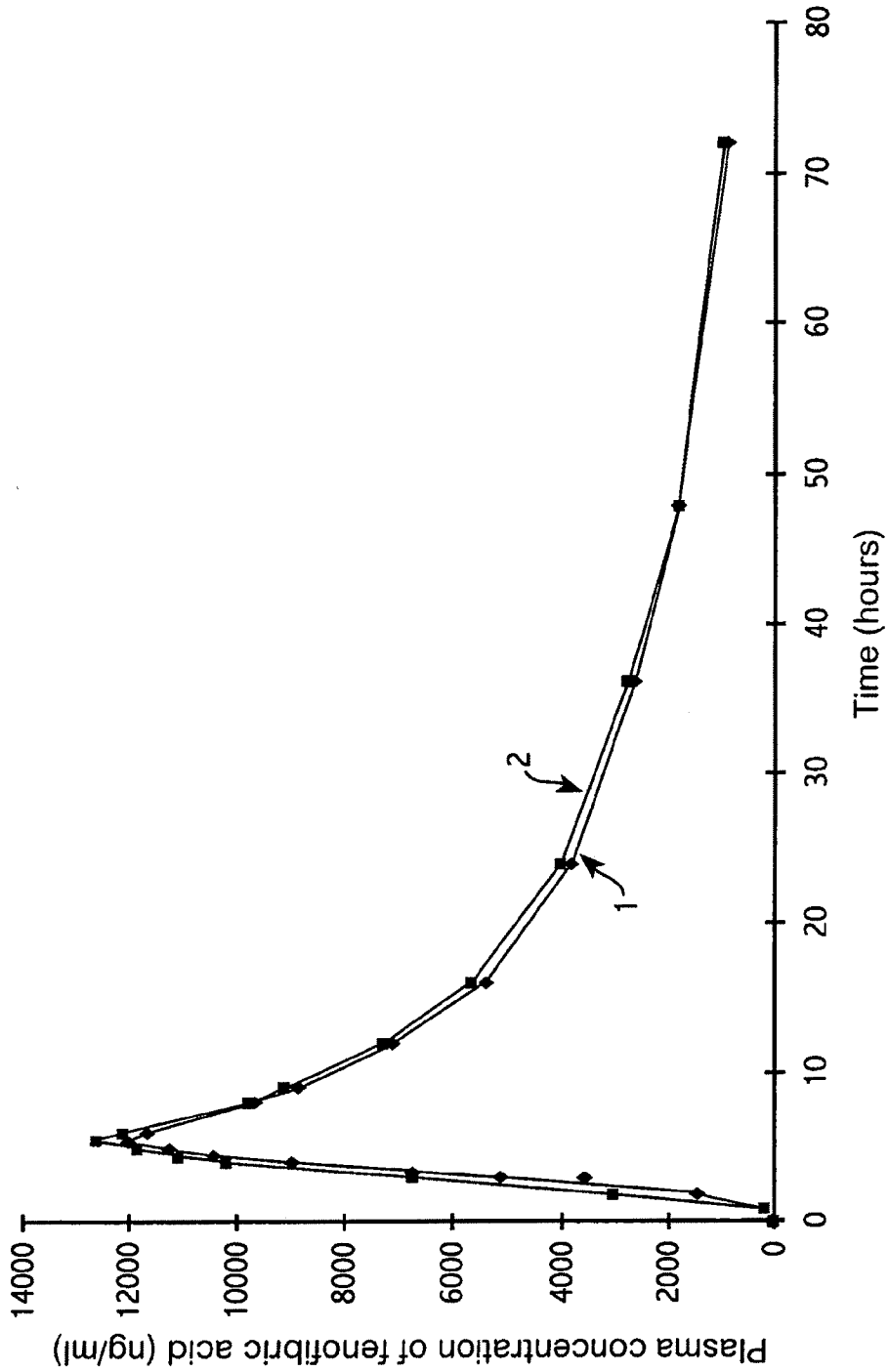


FIG. 2

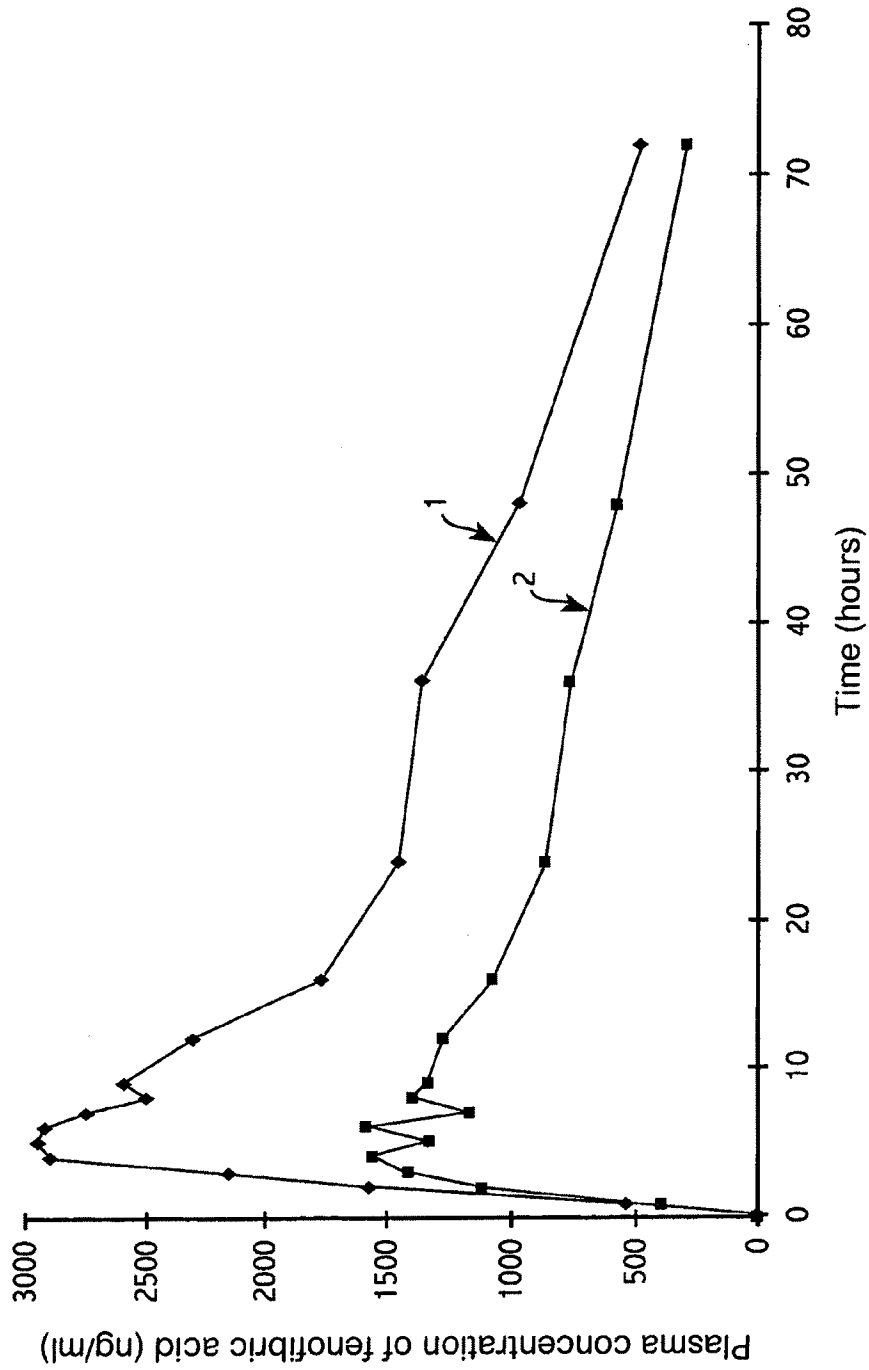


FIG. 3

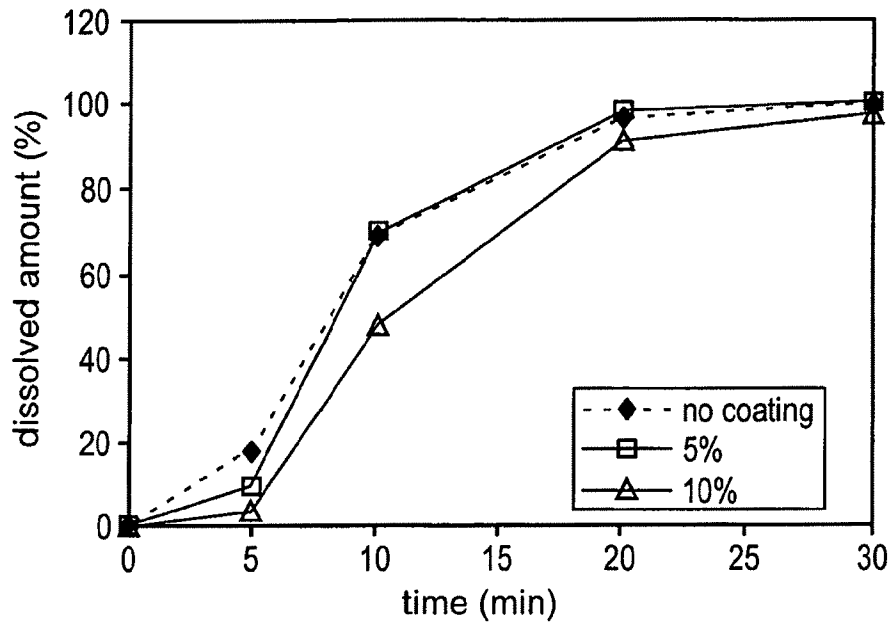


FIG. 4

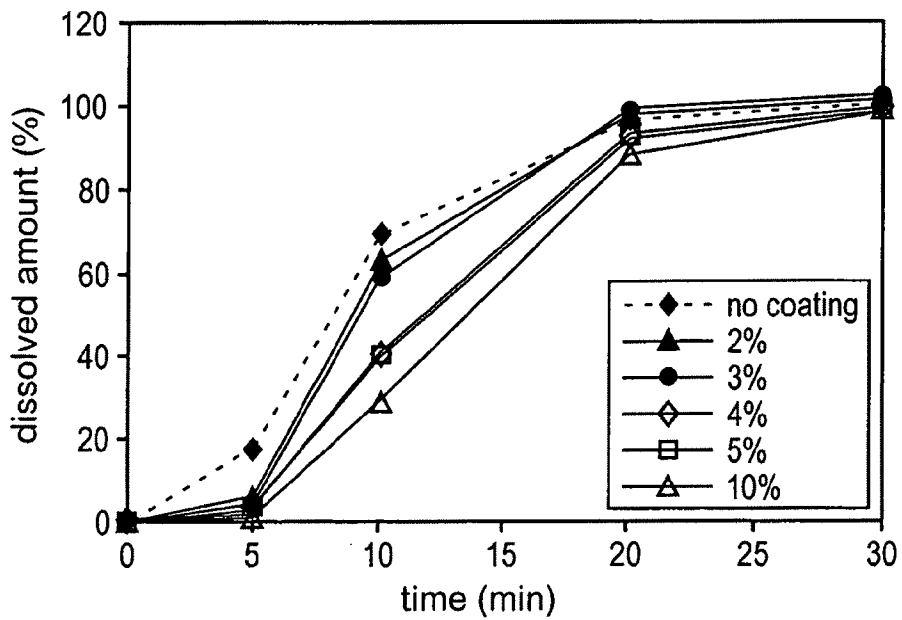


FIG. 5

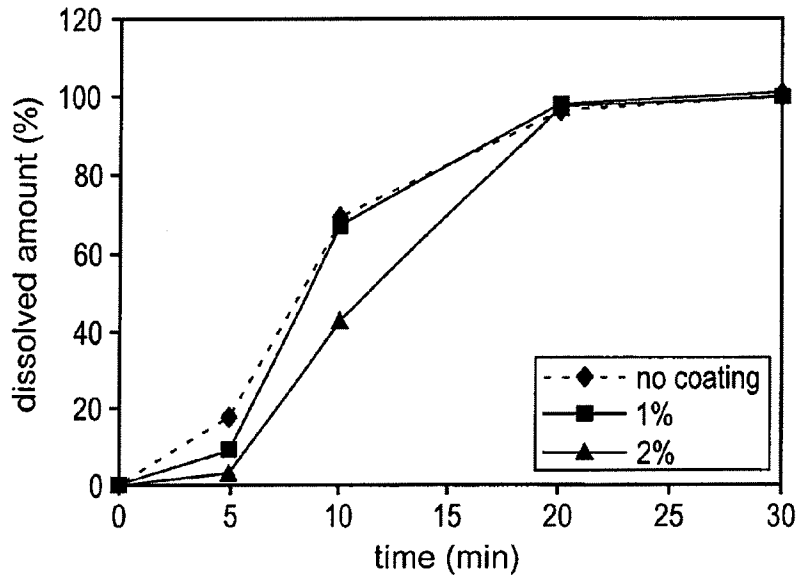


FIG. 6

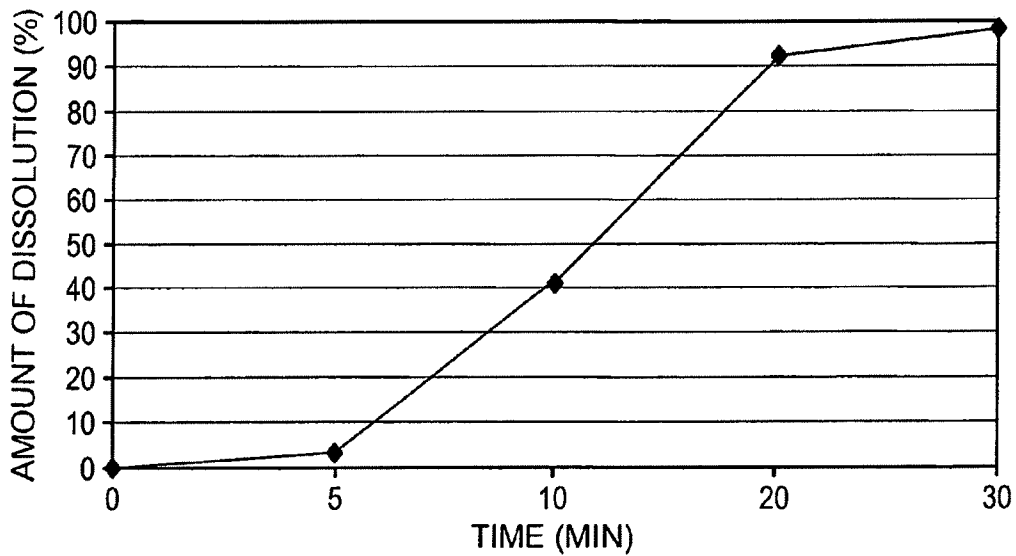


FIG. 7

US 7,863,331 B2

1

**PHARMACEUTICAL COMPOSITION  
CONTAINING FENOFIBRATE AND METHOD  
FOR THE PREPARATION THEREOF**

FIELD OF THE INVENTION

The present invention relates to a novel pharmaceutical composition containing fenofibrate.

BACKGROUND OF THE INVENTION

Fenofibrate is recommended in the treatment of adult endogenous hyperlipidemias, of hypercholesterolemias and of hypertriglyceridemias. A treatment of 300 to 400 mg of fenofibrate per day enables a 20 to 25% reduction of cholesterolemia and a 40 to 50% reduction of triglyceridemia to be obtained.

The major fenofibrate metabolite in the plasma is fenofibric acid. The half-life for elimination of fenofibric acid from the plasma is of the order of 20 hours. Its maximum concentration in the plasma is attained, on average, five hours after ingestion of the medicinal product. The mean concentration in the plasma is of the order of 15 micrograms/ml for a dose of 300 mg of fenofibrate per day. This level is stable throughout treatment.

Fenofibrate is an active principle which is very poorly soluble in water, and the absorption of which in the digestive tract is limited.

Due to its poor affinity for water and to its hydrophobic nature, fenofibrate is much better absorbed after ingestion of food, than in fasting conditions. This phenomenon called "food effect" is particularly important when comparing fenofibrate absorption in high fat meal conditions versus fasting conditions.

The main drawback in this food effect is that food regimen must be controlled by the patient who is treated with fenofibrate, thereby complicating the compliance of the treatment. Yet, as fenofibrate is better absorbed in high fat meal conditions, it is usually taken after a fat meal. Therefore, these conditions of treatment are not adapted to patients treated for hyperlipidemia or hypercholesterolemia who must observe a low fat regimen.

A way to limit the food effect is to increase the solubility or the rate of solubilization of fenofibrate, thereby leading to a better digestive absorption, whichever the food regimen.

DESCRIPTION OF THE RELATED ART

Various approaches have been explored in order to increase the rate of solubilization of fenofibrate: micronization of the active principle, addition of a surfactant, and comiconization of fenofibrate with a surfactant.

Patent EP 256 933 describes fenofibrate granules in which the fenofibrate is micronized in order to increase its bioavailability. The crystalline fenofibrate microparticles are less than 50  $\mu\text{m}$  in size. The binder used is polyvinylpyrrolidone. The document suggests other types of binder, such as methacrylic polymers, cellulose derivatives and polyethylene glycols. The granules described in the examples of EP 256 933 are obtained by a method using organic solvents.

Patent EP 330 532 proposes improving the bioavailability of fenofibrate by comiconizing it with a surfactant, such as sodium lauryl sulfate. The comiconizate is then granulated by wet granulation in order to improve the flow capacities of the powder and to facilitate the transformation into gelatin capsules. This comiconization allows a significant increase in the bioavailability compared to the use of fenofibrate

2

described in EP 256 933. The granules described in EP 330 532 contain polyvinylpyrrolidone as a binder.

This patent teaches that the comiconization of fenofibrate with a solid surfactant significantly improves the bioavailability of the fenofibrate compared to the use of a surfactant, of micronization or of the combination of a surfactant and of micronized fenofibrate.

Patent WO 98/31361 proposes improving the bioavailability of the fenofibrate by attaching to a hydrodispersible inert support micronized fenofibrate, a hydrophilic polymer and, optionally, a surfactant. The hydrophilic polymer, identified as polyvinylpyrrolidone, represents at least 20% by weight of the composition described above.

This method makes it possible to increase the rate of dissolution of the fenofibrate, and also its bioavailability. However, the preparation method according to that patent is not entirely satisfactory since it requires the use of a considerable amount of PVP and of the other excipients. The example presented in that patent application refers to a composition containing only 17.7% of fenofibrate expressed as a mass ratio. This low mass ratio for fenofibrate leads to a final form which is very large in size, hence a difficulty in administering the desired dose of fenofibrate, or the administration of two tablets.

DETAILED DESCRIPTION OF THE INVENTION

In the context of the present invention, it has been discovered that the incorporation of a cellulose derivative, used as a binder and solubilization adjuvant, into a composition containing micronized fenofibrate and a surfactant makes it possible to obtain a bioavailability which is greater than for a composition containing a comiconizate of fenofibrate and of a surfactant. It has further been discovered the pharmaceutical composition of the present invention makes it possible to obtain comparable bioavailability to prior art formulations containing a higher dosage of micronized fenofibrate.

More particularly, it has been observed that bioavailability of fenofibrate is increased when microgranules according to the present invention are prepared by mixing together in a liquid phase the fenofibrate, the surfactant and the binding cellulose derivative before spraying this liquid phase onto neutral cores.

Indeed, both cellulose derivative and surfactant are dissolved in the liquid phase in which the microparticles of micronized fenofibrate are in suspension.

Thus, when the solvent is removed from the suspension by evaporation after spraying onto neutral cores, molecules of both cellulose derivative and surfactant are adsorbed directly onto the fenofibrate microparticles. This phenomenon induces a very homogeneous repartition and creates a very close contact between fenofibrate microparticles and these molecules, which are responsible for its better solubilization in the gastro-intestinal fluids and thereby allow a better absorption of fenofibrate, also contributing to a reduction of the food effect as mentioned above.

Thus, it has been discovered that the pharmaceutical composition of the present invention has less food effect than prior art formulations when administered to patient, i.e. the inventive formulation is less dependent on the presence of food in the patient to achieve high bioavailability. For example, prior art fenofibrate formulations must be taken with food to achieve high bioavailability. The inventors have unexpectedly discovered a fenofibrate composition that achieves high bioavailability almost independent of the presence of food in a patient.



US 7,863,331 B2

3

Finally, it has been discovered that the addition of an outer layer of a hydrosoluble binder results in a novel in vivo profile, with the following limits: less than 10% in 5 minutes and more than 80% in 20 minutes, as measured using the rotating blade method at 75 rpm according to the European Pharmacopoeia, in a dissolution medium constituted by water with 2% by weight polysorbate 80 or in a dissolution medium constituted by water with 0.025M sodium lauryl sulfate.

A subject of the present invention is therefore a pharmaceutical composition containing micronized fenofibrate, a surfactant and a binding cellulose derivative, that become intimately associated after the removing of the solvent used in the liquid phase.

The composition of the invention is advantageously provided as gelatin capsules containing granules. These granules may in particular be prepared by assembly on neutral cores, by spraying an aqueous solution containing the surfactant, the solubilized binding cellulose derivative and the micronized fenofibrate in suspension.

For example, the pharmaceutical composition of the present invention may include a composition in the form of granules comprising:

- (a) a neutral core; and
- (b) an active layer, which surrounds the neutral core;

wherein said neutral core may include lactose, mannitol, a mixture of sucrose and starch or any other acceptable sugar, and wherein said active layer comprises the micronized fenofibrate, the surfactant and the binding cellulose derivative.

Or, for example, the pharmaceutical composition of the present invention may include an immediate release fenofibrate composition including (a) a neutral core; (b) an active layer, which surrounds the core; and (c) an outer layer; wherein the active layer comprises micronized fenofibrate, a surfactant and a binding cellulose derivative.

The pharmaceutical composition according to the present invention has a high proportion of fenofibrate; it may therefore be provided in a formulation which is smaller in size than the formulations of the prior art, which makes this composition according to the invention easy to administer. Further, the pharmaceutical composition of the present invention provides comparable bioavailability to prior art formulations at higher dosage strengths of fenofibrate. Thus, the inventive composition provides advantages over prior art formulations. For example, the inventive formulation containing only 130 mg of fenofibrate has comparable bioavailability with a prior art formulation containing 200 mg of fenofibrate under fed or fasted conditions, and with single or multiple dosing.

The amount of fenofibrate is greater than or equal to 60% by weight, preferably greater than or equal to 70% by weight, even more preferably greater than or equal to 75% by weight, relative to the weight of the composition.

In the context of the present invention, the fenofibrate is not comiconized with a surfactant. On the contrary, it is micronized alone and then combined with a surfactant and with the binding cellulose derivative, which is a solubilization adjuvant.

The surfactant is chosen from surfactants which are solid or liquid at room temperature, for example sodium lauryl sulfate, Polysorbate® 80 (polyoxyethylene 20 sorbitan monooleate), Montane® 20 or sucrose stearate, preferably sodium lauryl sulfate.

4

The fenofibrate/HPMC ratio is preferably between 5/1 and 15/1.

The surfactant represents between about 1 and 10%, preferably between about 3 and 5%, by weight relative to the weight of fenofibrate.

The binding cellulose derivative represents between about 2 and 20%, preferably between 5 and 12%, by weight of the composition.

Hydroxypropylmethylcellulose is preferably chosen, the apparent viscosity of which is between 2.4 and 18 cP, and even more preferably between about 2.4 and 3.6 cP, such as for example Pharmacoat 603®.

The mean size of the fenofibrate particles is less than 15 µm, preferably 10 µm, even more preferably less than 8 µm.

The composition of the invention may also contain at least one excipient such as diluents, for instance lactose, antifoaming agents, for instance Dimethicone® (α-(trimethylsilyl)-γ-methylpoly[oxy(dimethylsilylene)]) and Simethicone® (mixture of α-(trimethylsilyl)-γ-methylpoly[oxy(dimethylsilylene)] with silicon dioxide), or lubricants, for instance talc or colloidal silicon dioxide such as Aerosil®.

The antifoaming agent may represent between about 0 and 10%, preferably between about 0.01 and 5%, even more preferably between about 0.1 and 0.7%, by weight of the composition.

The lubricant may represent between about 0 and 10%, preferably between about 0.1 and 5%, even more preferably between about 0.2 and 0.6%, by weight of the composition.

The composition of the invention may also include a outer coating or layer of a hydrosoluble binder. The hydrosoluble binder of the outer layer represents between about 1 and 15%, preferably between about 1 and 8%, even more preferably between about 2-4% by weight of the composition. The hydrosoluble binder may include hydroxypropylmethylcellulose, polyvinylpyrrolidone, or hydroxypropylcellulose or a mixture thereof. However, one of ordinary skill in the art would understand other substances that may be used as the hydrosoluble binder in the outer layer.

Hydroxypropylmethylcellulose is preferably chosen, the apparent viscosity of which is between 3 and 15 cP, such as for example Pharmacoat 606®, or a mixture of different grades varying in viscosity. The amount of HPMC in the outer layer is inversely proportional to viscosity. It is within the skill in the art to determine the amount of hydrosoluble binder to obtain the claimed properties in the dissolution profile.

The outer layer may also include one or more excipient such as lubricants, for instance talc. The lubricant may represent between about 0 and 10%, preferably between about 1 and 5%, even more preferably between about 1-2%, by weight of the composition.

The pharmaceutical composition of the invention advantageously consists of granules in an amount equivalent to a dose of fenofibrate of between 50 and 300 mg, preferably between 130 and 200 mg and more preferably equal to 200 mg.

These granules preferably comprise:

- (a) a neutral core;
- (b) an active layer, which surrounds the core; and
- (c) an outer layer.

The expression "outer layer" means an outer coating which is applied on the neutral core (A) coated with the active layer (B). Said coating may consist of one or several layers.

The outer layer may comprise a hydrosoluble binder.

The hydrosoluble binder of the outer layer may include hydroxypropylmethylcellulose, polyvinylpyrrolidone, or hydroxypropylcellulose. However, one of ordinary skill in the art would understand other substances that may be used as the binding cellulose derivative in the outer layer.

US 7,863,331 B2

5

In the outer layer, hydroxypropylmethylcellulose is preferably chosen among Hydroxypropylmethylcellulose having an apparent viscosity of 3 cP, such as Pharmacoat 603®, or 6 cP, such as Pharmacoat 606®, or 15 cP such as Pharmacoat 615®.

The outer layer may further comprise talc. In that case, the HPMC/talc mass ratio is preferably comprised between 1/1 and 5/1.

The present invention also relates to a pharmaceutical composition of fenofibrate that can be administered to provide substantial reduction of an effect of food on the uptake of the fenofibrate, i.e. substantial reduction of the food effect.

Such a pharmaceutical composition presents the advantage of being almost independent of the food conditions. Such a composition substantially reduces or eliminates the difference of bioavailability observed in function of the nature of the meal and between fed and fasted conditions.

Indeed, food can change the bioavailability of a drug, which can have clinically significant consequences. Food can alter bioavailability by various means, including: delaying gastric emptying, stimulating bile flow, changing gastrointestinal (GI) pH, increasing splanchnic blood flow, changing luminal metabolism of a drug substance, and physically or chemically interacting with a dosage form or a drug substance. Food effects on bioavailability are generally greatest when the drug product is administered shortly after a meal is ingested, such as provided in prior art fenofibrate formulations. The nutrient and caloric contents of the meal, the meal volume, and the meal temperature can cause physiological changes in the GI tract in a way that affects drug product transit time, luminal dissolution, drug permeability, and systemic availability. In general, meals that are high in total calories and fat content are more likely to affect the GI physiology and thereby result in a larger effect on the bioavailability of a drug substance or drug product. Notably, fenofibrate is prescribed for cholesterol management to patients who cannot eat high fat foods. Thus, there is a need for a fenofibrate composition that need not be administered with high fat foods. The present invention, unlike prior art fenofibrate formulation, achieves high bioavailability irrespective of the presence of food.

Accordingly, a method of reducing food effect is provided when treating hyperlipidemias, hypercholesterolemias and hypertriglyceridemias in a patient, including the steps of administering to the patient an effective amount of the instant invention. Further, the bioavailability of the composition is equivalent whether the patient is fed a high fat meal, a therapeutic lifestyle change diet, or when the patient is fasted.

In addition, the invention provides a composition comprising fenofibrate having a novel in vivo dissolution profile of less than 10% in 5 minutes and more than 80% in 20 minutes, as measured using the rotating blade method at 75 rpm according to the European Pharmacopoeia, in a dissolution medium constituted by water with 2% by weight polysorbate 80 or in a dissolution medium constituted by water with 0.025M sodium lauryl sulfate.

The composition according to the present invention, advantageously has a dissolution profile less than 5% at 5 minutes and more than 90% at 20 minutes, as measured using the rotating blade method at 75 rpm according to the European Pharmacopoeia in a dissolution medium constituted by water with 0.25M sodium lauryl sulfate.

The present invention also relates to a method for preparing the granules, the composition of which is described above. This method uses no organic solvent.

The granules are prepared by assembly on neutral cores.

6

The neutral cores have a particle size of between 200 and 1000 microns, preferably between 400 and 600 microns. The neutral cores may represent between about 1 and 50%, preferably between about 10 and 20%, even more preferably between about 14-18%, by weight of the composition.

The assembly is carried out in a sugar-coating pan, in a perforated coating pan or in a fluidized airbed, preferably in a fluidized airbed.

The assembly on neutral cores is carried out by spraying an aqueous solution containing the surfactant, the solubilized binding cellulose derivative, and the micronized fenofibrate in suspension, and then optionally, by spraying an aqueous solution containing the the hydrosoluble binder.

The invention is illustrated in a non limiting way by the following examples

#### BRIEF DESCRIPTION OF THE DRAWING FIGURES

FIG. 1 represents the in vivo release profile of the formulation of example 1C and of a formulation of the prior art in fasting individuals. (Curve 1: Lipanthyl® 200M; Curve 2: composition according to the present invention).

FIG. 2 represents the in vivo release profile of the formulation of example 1C and of a formulation of the prior art in individuals in fed condition. (Curve 1: Lipanthyl® 200M; Curve 2: composition according to the present invention).

FIG. 3 represents the in vivo release profile of the formulation of comparative example 2 and of a formulation of the prior art in individuals in fed condition.

FIG. 4 represents the in vitro dissolution profile as a function of the amount of the (HPMC 603/Talc) suspension applied on the microgranules.

FIG. 5 represents the in vitro dissolution profile as a function of the amount of the (HPMC 606/Talc) suspension applied on the microgranules.

FIG. 6 represents the in vitro dissolution profile as a function of the amount of the (HPMC 615/Talc) suspension applied on the microgranules.

FIG. 7 represents the in vitro dissolution profile as a function of the amount of the (HPMC 606/Talc) 4% suspension applied on the microgranules.

#### EXAMPLES

Although the present invention has been described in detail with reference to examples above, it is understood that various modifications can be made without departing from the spirit of the invention, and would be readily known to the skilled artisan. Additionally, the invention is not to be construed to be limited by the following examples.

##### Example 1

##### Granules

##### 1A) Microgranules (XFEN 1735)

The microgranules are obtained by spraying an aqueous suspension of micronized fenofibrate onto neutral cores. The composition is given in the following table:

Formula	Amount (percentage by mass)
Micronized fenofibrate	64.5
Neutral cores	21

US 7,863,331 B2

7

-continued

Formula	Amount (percentage by mass)
HPMC (Pharmacoat 603 ®)	11.2
Polysorbate ® 80	3.3
Fenofibrate content	645 mg/g

The in vitro dissolution was determined according to a continuous flow cell method with a flow rate of 8 ml/min of sodium lauryl sulfate at 0.1 N. The percentages of dissolved product as a function of time, in comparison with a formulation of the prior art, 15 Lipanthyl 200 M, are given in the following table.

	Time (min)	
	15	30
Example 1A (% dissolved)	73	95
Lipanthyl 200 M (% dissolved)	47.3	64.7

Formulation 1A dissolves more rapidly than Lipanthyl 200 M.

#### 1B) Microgranules (X FEN 1935)

The mean size of the fenofibrate particles is equal to  $6.9 \pm 0.7$  microns.

The microgranules are obtained by spraying an aqueous suspension onto neutral cores. The suspension contains micronized fenofibrate, sodium lauryl sulfate and HPMC. The assembly is carried out in a Huttlin fluidized airbed (rotoprocess).

The formula obtained is given below.

FORMULA	AMOUNT (percentage by mass)
Micronized fenofibrate	65.2
Neutral cores	20.1
HPMC (Pharmacoat 603 ®)	11.4
Sodium lauryl sulfate	3.3
Fenofibrate content	652 mg/g

The size of the neutral cores is between 400 and 600  $\mu\text{m}$ .

#### 1C) Gelatin Capsules of Microgranules (Y FEN 001)

Microgranules having the following composition are prepared:

RAW MATERIALS	AMOUNT (percentage by mass)
Micronized fenofibrate	67.1
Neutral cores	17.2
Pharmacoat 603 ® (HPMC)	11.7
Sodium lauryl sulfate	3.3
35% dimethicone emulsion	0.2
Talc	0.5
Fenofibrate content	671 mg/g

according to the method described in paragraph 1A).

The microgranules obtained are distributed into size 1 gelatin capsules, each containing 200 mg of fenofibrate.

The in vitro dissolution is determined according continuous flow cell method with a flow rate of 8 ml/min of sodium

8

lauryl sulfate at 0.1 N. The comparative results with a formulation of the prior art, Lipanthyl 200 M, are given in the following table.

	Time (min)	
	15	30
Example 1C (% dissolved)	76	100
Lipanthyl 200 M (% dissolved)	47.3	64.7

Formula 1C dissolves more rapidly than Lipanthyl 200 M.

The gelatin capsules are conserved for 6 months at 40° C./75% relative humidity. The granules are stable under these accelerated storage conditions. In vitro dissolution tests (in continuous flow cells with a flow rate of 8 ml/min of sodium lauryl sulfate at 0.1 N) were carried out. The percentages of dissolved product as a function of time for gelatin capsules conserved for 1, 3 and 6 months are given in the following table.

Dissolution time (min)	Conservation time		
	1 month (% dissolved product)	3 months (% dissolved product)	6 months (% dissolved product)
5	25.1	23.0	20.1
15	71.8	65.6	66.5
25	95.7	88.7	91.0
35	104.7	98.7	98.2
45	106.4	100.2	99.1
55	106.7	100.5	99.5
65	106.8	100.6	99.7

The evolution of the content of active principle during storage is given in the following table.

Content (mg/gelatin Capsule)	Conservation time			
	0	1 month	3 months	6 months
Content (mg/gelatin Capsule)	208.6	192.6	190.8	211.7

#### Pharmacokinetic Study Carried Out in Fasting Individuals

The in vivo release profile of the gelatin capsules containing the example 1C granules at a dose of 200 mg of fenofibrate is compared with that of the gelatin capsules marketed under the trademark Lipanthyl 200 M.

This study is carried out in 9 individuals. Blood samples are taken at regular time intervals and fenofibric acid is assayed.

The results are given in the following table and FIG. 1.

Pharmacokinetic parameters	Lipanthyl 200 M	Example 1C
$AUC_{0-r}$ ( $\mu\text{g} \cdot \text{h/ml}$ )	76	119
$AUC_{0-\infty}$ ( $\mu\text{g} \cdot \text{h/ml}$ )	96	137
$C_{max}$ ( $\mu\text{g/ml}$ )	2.35	4.71
$T_{max}$ (hours)	8.0	5.5
$K_e$ (1/hour)	0.032	0.028
Elim $\frac{1}{2}$ (hours)	26.7	24.9

US 7,863,331 B2

9

The following abbreviations are used in the present application:

$C_{max}$ : maximum concentration in the plasma,

$T_{max}$ : time required to attain the  $C_{max}$ ,

Elim  $\frac{1}{2}$ : plasmatic half-life,

$AUC_{0-t}$ : area under the curve from 0 to  $t$ ,

$AUC_{0-\infty}$ : area under the curve from 0 to  $\infty$ ,

Ke: Elimination constant.

The results obtained for Lipanthyl 200 M and for the product of example 1C are represented on FIG. 1 by curves 1 and 2, respectively.

These results show that the composition according to the present invention has a bioavailability which is greater than that of Lipanthyl 200 M in fasting individuals.

#### Pharmacokinetic Study Carried Out in Individuals in Fed Condition

The in vivo release profile of the gelatin capsules containing the example 1C granules at a dose of 200 mg of fenofibrate is compared with that of the gelatin capsules marketed under the trademark Lipanthyl 200 M.

This study is carried out in 18 individuals. Blood samples are taken at regular time intervals and fenofibric acid is assayed.

The results are given in the following table and FIG. 2.

Pharmacokinetic parameters	Lipanthyl 200 M	Example 1C
$AUC_{0-t}$ ( $\mu\text{g} \cdot \text{h/ml}$ )	244	257
$AUC_{0-\infty}$ ( $\mu\text{g} \cdot \text{h/ml}$ )	255	270
$C_{max}$ ( $\mu\text{g/ml}$ )	12	13
$T_{max}$ (hours)	5.5	5.5
Ke (1/hour)	0.04	0.04
Elim $\frac{1}{2}$ (hours)	19.6	19.3

The results obtained for Lipanthyl 200 M and for the product of example 1C are represented on FIG. 2 by curves 1 and 2, respectively.

These results show that the composition according to the present invention is bioequivalent to that of Lipanthyl 200 M in individuals in fed condition.

#### Comparison of the Pharmacokinetic in Individuals Under Fed Condition Versus the Pharmacokinetic in Fasting Individuals

Under fasted conditions it was unexpectedly found that the formulation of the invention provided a statically significant increased relative bioavailability of approximately 1.4 times that of the Lipanthyl® as evidenced by a 100% higher mean maximum concentration ( $C_{max}$ ) of the drug and approximately 62% higher mean AUC's. This significant difference between the two formulations disappeared under fed condition.

When the bioavailability of the Lipanthyl® under fed versus fasted conditions was compared, the  $C_{max}$  significantly increased (418%) and the mean AUC's significantly increased by (152%).

In contrast, when the bioavailability of the formulation of this invention under fed versus fasted conditions was compared, the  $C_{max}$  significantly increased by only 170% and the mean AUC'S were increased only by 76%.

The formulation according to the invention provides a pharmacokinetic profile in which the effect of ingestion of food on the uptake of the drug is substantially reduced over that observed with Lipanthyl®.

10

#### Comparative Example 2

Batch ZEF 001

5 This example illustrates the prior art.

It combines micronization of fenofibrate and the use of a surfactant. It differs from the present invention by the use of the mixture of binding excipients consisting of a cellulose derivative other than HPMC: Avicel PH 101 and polyvinylpyrrolidone (PVP K30).

It is prepared by extrusion-spheronization.

Theoretical formula

Products	Theoretical amount %
Micronized fenofibrate	75.08
Montanox 80 ®	4.72
Avicel PH 101 ®	5.02
PVP K 30 ®	4.12
Explotab ®	11.06

#### In vitro dissolution profile

The in vitro dissolution is determined according to a continuous flow cell method with a flow rate of 8 ml/min of sodium lauryl sulfate at 0.1 N. The comparative results with Lipanthyl 200 M are given in 10 the following table.

	Time (min)	
	15	30
Example 2 (% dissolved)	24	40
Lipanthyl 200 M (% dissolved)	47.3	64.7

The dissolution is slower than that observed for Lipanthyl 200 M.

#### Pharmacokinetic Study Carried Out in Fasting Individuals

The in vivo release profile of the gelatin capsules containing the ZEF 001 granules at doses of 200 mg of fenofibrate is compared with that of the gelatin capsules marketed under the trademark Lipanthyl 200 M.

This study is carried out in 5 fasting individuals receiving a single dose. Blood samples are taken at regular time intervals and fenofibric acid is assayed.

The results are given in the following table and FIG. 3.

Pharmacokinetic Parameters	Lipanthyl 200 M	Example 2
$AUC_{0-t}$ ( $\mu\text{g} \cdot \text{h/ml}$ )	92	47
$AUC_{0-\infty}$ ( $\mu\text{g} \cdot \text{h/ml}$ )	104	53
$C_{max}$ ( $\mu\text{g/ml}$ )	3.5	1.7
$T_{max}$ (hours)	5.6	4.6
Ke (1/hour)	0.04	0.038
Elim $\frac{1}{2}$ (hours)	18.9	20.3

The results obtained for Lipanthyl 200 M and for the product of example 2 are represented on FIG. 3 by curves 1 and 2, respectively.

These results show the greater bioavailability of Lipanthyl 200 M compared with this formulation based on the prior art.

Example 2 shows that combining the knowledge of the prior art (namely micronization or use of surfactants) does not

## US 7,863,331 B2

## 11

make it possible to obtain rapid dissolution of fenofibrate. This results in low bioavailability compared with Lipanthyl 200 M.

The compositions prepared according to the present invention show more rapid dissolution than the formula of the prior art and improved bioavailability.

## Example 3

## Microgranules Coated with an Outer Layer

Microgranules were prepared by spraying an aqueous suspension onto neutral cores.

The composition of the suspension is given in the following table:

Suspension	Amount (percentage by mass)
Purified water	78.09
35% dimethicone emulsion	0.19
30% simethicone emulsion	0.03
HydroxyPropylMethylCellulose (HPMC) 2910 (Pharmacoat® 603)	3.31
Sodium lauryl sulphate	0.89
Micronized fenofibrate	17.49
Total	100.00

The composition of the obtained microgranule is given in the following table:

Formula of microgranules	Amount (kg)
Micronized fenofibrate	372.00
Sugar spheres	96.00
HydroxyPropylMethylCellulose (HPMC) 2910 (Pharmacoat® 603)	70.32
Sodium lauryl sulphate	18.96
35% dimethicone emulsion	4.12
30% simethicone emulsion	0.67
Talc	2.72
Purified water	1660.80

Different additional outer layers composed of a suspension of HPMC and talc (2:1, w:w) were applied on the obtained microgranules. They differ from each other:

by the type of HPMC used: Pharmacoat® 603, 606 or 615.

The major difference between these HPMC is their viscosity which increases in the order HPMC 603<HPMC 606<HPMC 615.

by the amount of the (HPMC/Talc) suspension applied on the microgranules: 1, 2, 3, 4, 5 or 10%, expressed as dry HPMC/talc relative to the total microgranule.

Dissolution tests were performed with hand-filled gelatine capsules. The mass of microgranules introduced in the capsule was calculated according to the theoretical content of fenofibrate in the formula.

The equipment was composed of:  
a dissolutest (for example: SOTAX AT7 type),  
a pump which allows direct sample analysis,  
a UV spectrophotometer (for example: Lambda 12 from Perkin Elmer).

The dissolution method used was a rotating blade method at 75 rpm according to the European Pharmacopoeia.

The dissolution medium was composed of water with 0.025 M sodium lauryl sulfate. The temperature was set at 37.0° C.±0.5° C.

## 12

Dissolution profile as a function of the amount of the (HPMC/Talc) suspension applied on the microgranules

The effect exerted on the dissolution profile by the amount of the HPMC/Talc suspension applied on the microgranules was studied. The results are summarized on FIGS. 4 to 6 for HPMC 603, 606 and 615 respectively.

The coating leads to the apparition of a delay after 5 min dissolution.

## Example 4

## Microgranules Coated with an Outer Layer Applied by Spraying a (HPMC 606/Talc) 4% Suspension

Microgranules are obtained by spraying an aqueous suspension of micronized fenofibrate prepared as described in example 3 onto neutral cores, followed by an outer layer of HPMC and talc, the composition of the microgranules is given in the following table:

FORMULA	PERCENTAGE BY MASS
Neutral cores	16.44
Micronized fenofibrate	63.69
Hydroxypropylmethyl cellulose 3.0	12.04
Viscosity cP	
Sodium lauryl sulfate	3.25
Dimethicone	0.25
Simethicone	0.03
Talc	0.63
Outer layer	
Hydroxypropylmethyl cellulose 6.0	2.57
Viscosity cP	
Talc	1.1

## Example 5

## Dissolution Profile

A dissolution profile for a fenofibrate composition prepared according to example 4 was carried out by rotating blade method at 75 rpm, according to the European Pharmacopoeia. The dissolution medium was composed of water with 0.025 M sodium lauryl sulfate. The temperature was set at 37° C.±0.5° C.

The vessel was filled with 1000 mL sodium lauryl sulfate 0.025 M. One hand-filled capsules were added to the vessel. The test sample was taken at time intervals of 5 minutes (during 1 hour) and analyzed at a wavelength of 290 nm, through 2 mm quartz cells, against a blank constituted of 0.025 M sodium lauryl sulfate. The results obtained are shown graphically in FIG. 7, on which the percentage of dissolution is shown and in the following table.

Time (min)	Amount of dissolution (%)
5	3 ± 1
10	41 ± 7
20	92 ± 4
30	98 ± 1

US 7,863,331 B2

13

These results clearly show that the composition according to the invention has a dissolution profile which is less than 10% in five minutes and more than 80% in 20 minutes.

## Example 6

A comparison of the relative bioavailability of 130 mg fenofibrate composition prepared according to example 4 and Tricor® 200 mg under fasted conditions and following consumption of a standard high fat FDA test meal in healthy adult subjects.

A test of bioavailability on healthy volunteers was carried out. The following compositions were tested: capsules containing microgranules prepared according to example 4 containing 130 mg of fenofibrate and Tricor® from Abbott Laboratories, containing 200 mg of fenofibrate. The study was carried out on 32 healthy volunteers in a randomized, single-dose, open-label (laboratory blinded), 4-way crossover study to determine the relative bioavailability under fasted and fed conditions in healthy adult subjects. The relative bioavailability of each formulation under fasted and fed conditions was also assessed. Subjects randomized to treatment A received a single oral dose of 130 mg fenofibrate prepared according to example 4 taken with 240 mL of tap water following a 10-hour fast. Subjects randomized to Treatment B received a single oral dose of the same formulation taken with 240 mL of tap water following a standardized high-fat meal. Subjects randomized to Treatment C received a single oral dose of one Tricor® (fenofibrate) 200 mg micronized capsule taken with 240 mL of tap water following a 10-hour fast. Subjects randomized to Treatment D received a single oral dose of one Tricor® (fenofibrate) 200 mg micronized capsule taken with 240 mL of tap water following a standardized high-fat meal.

In these examples, "fasted" is based on a 10-hour absence of food, however, a skilled artisan would know other methods of preparing fasted conditions. For example, "fasted" may be understood as 10 hour or more absence of food.

The standardized high-fat meal contains approximately 50 percent of total caloric content of the meal from fat or a caloric content of 800-1000 calories of which 50 percent is from fat. An example of the standardized high-fat meal is two eggs fried in butter, two strips of bacon, two slices of toast with butter, four ounces of hash brown potatoes (fried with butter) and eight ounces of whole milk. Substitutions in this test meal can be made as long as the meal provides a similar amount of calories from protein, carbohydrate, and fat and has comparable meal volume and viscosity. The results obtained are given in Tables 1 and 2 below:

TABLE 1

Parameter	Treatment A	Treatment B	Treatment C	Treatment D
	Invention 130 mg (Fasted)	Invention 130 mg (Fed)	Tricor® 200 mg (Fasted)	Tricor® 200 mg (Fed)
AUC <sub>0-t</sub> (ng · h/mL)	114853	145562	109224	224330
AUC <sub>0-inf</sub> (ng · h/mL)	116134	146843	111235	226004
C <sub>max</sub> (ng/mL)	4375	9118	3413	12829
T <sub>max</sub> (h)	4.84	4.89	9.61	5.65
t <sub>1/2</sub> (h)	19.7	18.3	21.0	19.0

14

TABLE 2

Parameter	Fed vs Fasted Ratios for Individual Formulations	
	B: Invention 130 mg (Fed) vs A: Invention 130 mg (Fasted)	D: Tricor® 200 mg (Fed) vs C: Tricor® 200 mg (Fasted)
	AUC <sub>0-t</sub>	124.8
AUC <sub>0-inf</sub>	124.6	218.8
C <sub>max</sub>	210.2	434.2

Table 1 shows that the extent of absorption (AUC) of fenofibric acid following administration of 130 mg fenofibrate of the invention is comparable to that of the Tricor® 200 mg capsule under fasted conditions.

In addition, table 2 shows that the maximum plasma concentration (C<sub>max</sub>) for the invention is lower than Tricor®, indicating that food effected the rate of bioavailability for the Tricor® formulation. Specifically, the food effect observed for the invention is approximately 2-fold lower than that observed for the Tricor® 200 mg capsule. This suggests that the rate of bioavailability for the invention is almost independent of the presence of food. In contrast, the rate of bioavailability for Tricor® significantly increased with food.

## Example 7

A comparison of the relative bioavailability of 130 mg fenofibrate composition prepared according to in example 4 versus Tricor® 200 mg capsules at steady state in healthy adult subjects on a Therapeutic Lifestyle Change Diet ("TLC").

A test of bioavailability on healthy volunteers was carried out. The following compositions were tested: capsules containing microgranules prepared according to example 4 containing 130 mg of fenofibrate and Tricor® from Abbott Laboratories, containing 200 mg of fenofibrate. The study was carried out on 28 healthy volunteers in a randomized, multiple-dose, open-label (laboratory-blinded), 2-way crossover study to determine and compare the bioavailability of the formulation prepared according to example 4 of the invention relative to Tricor® 200 mg oral capsules immediately following consumption of a TLC diet meal. Subjects randomized to Treatment A received a single oral dose of one 130 mg capsule of the invention taken with 240 mL of room temperature tap water daily for 7 days. Subjects randomized to Treatment B received a single oral dose of one Tricor® (fenofibrate) 200 mg micronized capsule taken with 240 mL of room temperature tap water daily for 7 days.

The TLC Diet stresses reductions in saturated fat and cholesterol intake. The TLC diet contains approximately 25-30 percent fat per meal. An example of a TLC meals is 1 cup of bran cereal, 1 cup of fat free milk, 8 ounces of orange juice, 1 small banana, 1 slice whole wheat toast, 1 teaspoon of margarine, and coffee, black or with fat free milk. Substitutions in this test meal can be made as long as the meal provides a similar amount of calories from protein, carbohydrate, and fat and has comparable meal volume and viscosity. The results obtained are given in Table 3 below:

US 7,863,331 B2

15

TABLE 3

Pharmacokinetic Parameters for Fenofibric Acid Following Multiple Dosing in Healthy Subjects on a TLC Diet		
Parameter	Treatment A Invention 130 mg (Fed)	Treatment B Tricor® 200 mg (Fed)
AUC <sub>τ, ss</sub> (ng · h/mL)	182889	204988
C <sub>max, ss</sub> (ng/mL)	12664	13810
T <sub>max, ss</sub> (h)	4.896	5.343
C <sub>av, ss</sub> (ng/mL)	7620	8541
C <sub>min, ss</sub> (ng/mL)	4859	5878

The results on table 3 show that the bioavailability of the capsules of the invention and the Tricor® 200 mg capsules are comparable after multiple dosing, immediately following consumption of a TLC diet meal.

## Example 8

A Comparison of the Relative Bioavailability of 130 mg fenofibrate composition prepared according to example 4 and Tricor® 200 mg Under Fasted Conditions and Following Consumption of a Therapeutic Lifestyle Change Meal in Healthy Adult Subjects.

A test of bioavailability on healthy volunteers was carried out. The following compositions were tested: capsules containing microgranules prepared according to example 4 containing 130 mg of fenofibrate and Tricor® from Abbott Laboratories, containing 200 mg of fenofibrate. The study was carried out on 32 healthy volunteers in a randomized, single-dose, open-label (laboratory blinded), 4-way crossover study to determine the relative bioavailability of 130 mg of the invention prepared according example 4 to Tricor® 200 mg oral capsules under fasted and fed conditions in healthy adult subjects. The relative bioavailability of each formulation under fasted and fed conditions was also assessed. Subjects randomized to Treatment A received a single oral dose of 130 mg fenofibrate prepared according to example 4 taken with 240 mL tap water under fasted conditions. Subjects randomized to Treatment B received a single oral dose of 130 mg fenofibrate prepared according to example 4 formulation taken with 240 mL of room temperature tap water following a TLC meal. Subjects randomized to Treatment C received a single oral dose of one Tricor® 200 mg capsule taken with 240 mL tap water under fasted conditions. Subjects randomized to Treatment D received a single oral dose of one Tricor® 200 mg capsule taken with 240 mL of tap water following a TLC diet meal.

The results obtained are given in Tables 4 and 5 below:

TABLE 4

Pharmacokinetic Parameters for Fenofibric Acid Following a Single Dose Under Fasted and Fed (Therapeutic Lifestyle Change Meal) Conditions				
Parameter	Treatment A: Invention 130 mg (Fasted)	Treatment B: Invention 130 mg (Fed)	Treatment C: Tricor® 200 mg (Fasted)	Treatment D: Tricor® 200 mg (Fed)
AUC <sub>0-t</sub> (ng · h/mL)	126031	130400	123769	159932
AUC <sub>0-inf</sub> (ng · h/mL)	128020	132387	129798	162332

16

TABLE 4-continued

Pharmacokinetic Parameters for Fenofibric Acid Following a Single Dose Under Fasted and Fed (Therapeutic Lifestyle Change Meal) Conditions				
Parameter	Treatment A: Invention 130 mg (Fasted)	Treatment B: Invention 130 mg (Fed)	Treatment C: Tricor® 200 mg (Fasted)	Treatment D: Tricor® 200 mg (Fed)
C <sub>max</sub> (ng/mL)	4403	7565	2734	7554
T <sub>max</sub> (h)	4.73	4.21	8.37	4.58

TABLE 5

Fed vs. Fasted Ratios for Individual Formulations				
Parameter	B: Invention 130 mg (Fed) vs A: Invention 130 mg (Fasted)		D: Tricor® 200 mg (Fed) vs C: Tricor® 200 mg (Fasted)	
	AUC <sub>0-t</sub>	104.0		131.4
AUC <sub>0-inf</sub>	103.9		127.9	
C <sub>max</sub>	175.1		279.7	

The results on Table 4 show that following the consumption of a TLC meal, the maximum plasma concentration (C<sub>max</sub>) of fenofibric acid and the extent of absorption (AUC) of the invention is comparable to Tricor®. Similarly, under fasted conditions, the extent of absorption (AUC) of the invention is comparable to Tricor®. But, the maximum plasma concentration (C<sub>max</sub>) of fenofibric acid is greater for the invention than for the Tricor® formulation indicating that the invention is more easily absorbed.

Also, the results on Table 5 show that the consumption of a TLC meal effected the maximum plasma concentration (C<sub>max</sub>) for both the invention and Tricor®. But the food effect is more than 2-fold lower for the invention as compared to Tricor®. This indicates that the rate of bioavailability for the invention is almost independent of the presence of food. In contrast, the rate of bioavailability for Tricor® significantly increased with food.

What is claimed is:

1. A method of reducing food effect when treating hypertriglyceridemias and/or hypercholesterolemias and/or hyperlipidemias in a patient in need thereof comprising administering to said patient a therapeutically effective amount of a pharmaceutical composition comprising micronized fenofibrate, a surfactant and hydroxypropylmethylcellulose, wherein said composition is in the form of granules comprising:

- a neutral core; and
- an active layer, surrounding the neutral core;

wherein said neutral core comprises a sugar or a sugar mixed with starch; said active layer comprises the micronized fenofibrate, the surfactant, and the binding cellulose derivative; and wherein the mass ratio of said fenofibrate to said hydroxypropylmethylcellulose is between 5/1 and 15/1, and said hydroxypropylmethylcellulose represents between 5 and 12% by weight of the composition.

US 7,863,331 B2

**17**

2. The method of claim 1, wherein said patient is fed a high fat containing meal and the bioavailability of fenofibrate administered to said patient is equivalent to when said patient has fasted.

3. The method of claim 1, wherein said patient is fed at least 800-1000 calories, 50% of which are from fat, and the bioavailability of fenofibrate administered to said patient is equivalent to when said patient has fasted.

**18**

4. The method of claim 1, wherein said patient is fed a therapeutic lifestyle change diet and the bioavailability of fenofibrate administered to said patient is equivalent to when said patient has fasted.

\* \* \* \* \*