

**COMPLAINT FOR PATENT INFRINGEMENT
AND CERTIFICATION PURSUANT TO LOCAL RULE 11.2**

Plaintiffs Sanofi-Aventis, Sanofi-Aventis U.S. LLC, and Debiopharm S.A., (hereinafter “Plaintiffs”), by way of Complaint against Defendants Apotex, Inc. and Apotex Corp. (collectively, “Apotex”) allege as follows:

THE PARTIES

1. Sanofi-Aventis is a corporation organized and existing under the laws of France, having its principal place of business at 174 avenue de France, Paris, France. Sanofi-Aventis is a global innovator healthcare company whose core therapeutic areas are cancers, diseases of the central nervous system, cardiovascular disease, and internal medicine.

2. Sanofi-Aventis U.S. LLC is the U.S. subsidiary of Sanofi-Aventis, and is a corporation incorporated under the laws of the state of Delaware, having commercial headquarters at 55 Corporate Drive, Bridgewater, New Jersey 08807.

3. Debiopharm S.A. (“Debiopharm”) is a corporation existing under the laws of Switzerland and having its principal place of business at Forum “après-demain” Chemin Messidor 5-7, Case postale 5911, CH - 1002 Lausanne, Switzerland. Debiopharm develops innovative and life-saving pharmaceuticals.

4. On information and belief, Defendant Apotex, Inc. is a corporation organized and existing under the laws of Canada and having a principal place of business at 150 Signet Drive, Toronto, Ontario, Canada, M9L 1T9.

5. On information and belief, Defendant Apotex Corp. is a corporation organized and existing under the laws of the State of Delaware and having a principal place of business at 2400 N. Commerce Parkway, Suite 400, Weston, Florida 33326.

6. On information and belief, Apotex Corp. is the wholly-owned U.S. subsidiary of Apotex, Inc., and is a U.S. distributor of Apotex, Inc.’s drug products.

7. On information and belief, Apotex Corp. has registered to do business in New Jersey by registering with the New Jersey Department of Health and Senior Services as a “Drug or Medical Device Manufacturing or Wholesale Drug or Medical Device Business” pursuant to N.J.S.A. 24-6B.

8. On information and belief, Apotex, Inc. is in the business of developing, manufacturing, marketing, and distributing, including through Apotex Corp., generic pharmaceutical products, which are copies of products invented and developed by innovator pharmaceutical companies.

9. On information and belief, Apotex, Inc. assembled and caused to be filed with the United States Food and Drug Administration (“FDA”), pursuant to 21 U.S.C. § 355(j), Abbreviated New Drug Application (“ANDA”) No. 79-200, concerning a proposed generic drug product, “Apotex oxaliplatin product,” in a 5mg/mL injectable solution formulation.

JURISDICTION AND VENUE

10. This action arises under the patent laws of the United States of America. This Court has jurisdiction over the subject matter of this action under 28 U.S.C. §§ 1331 and 1338(a).

11. Both Apotex, Inc. and Apotex Corp. are subject to personal jurisdiction in New Jersey because, on information and belief, they maintain regular and systematic contacts with the State of New Jersey, including by selling various products within New Jersey. Further, on information and belief, both Apotex, Inc. and Apotex Corp. have previously submitted to personal jurisdiction in the District of New Jersey, Apotex Inc. has brought suit in the District of New Jersey, and Apotex Inc. is currently registered under Reg. #5003192 with the New Jersey

Department of Health and Senior Services as a “Drug or Medical Device Manufacturing or Wholesale Drug or Medical Device Business” pursuant to N.J.S.A. 24:6B.

12. Venue is proper in this Court pursuant to 28 U.S.C. §§ 1391(b), (c) and 28 U.S.C. § 1400(b).

COUNT I

INFRINGEMENT OF U.S. PATENT NO. 5,338,874

13. Plaintiffs repeat and reallege paragraphs 1-12 above as if fully set forth herein.

14. Sanofi-Aventis U.S. LLC holds approved new drug application (“NDA”) 21-759 for Eloxatin®, the active ingredient of which is oxaliplatin. Eloxatin® is approved for the treatment of colorectal cancer. There are no generic oxaliplatin products approved by the FDA for sale in the United States.

15. Debiopharm is the owner of United States Patent No. 5,338,874 (“the ’874 patent”) (attached as “Exhibit A”). Sanofi-Aventis is the exclusive licensee of the ’874 patent.

16. Pursuant to 21 U.S.C. § 355(j)(2)(B), on July 15, 2008, Apotex, Inc. sent notice of certification to Plaintiffs regarding its ANDA No. 79-200.

17. On information and belief, Apotex, Inc. submitted to the FDA its ANDA No. 79-200 under the provisions of 21 U.S.C. § 355(j), seeking approval to engage in the commercial manufacture, use and sale of injectable oxaliplatin formulations.

18. On information and belief, Apotex, Inc. submitted its ANDA No. 79-200 to the FDA for the purpose of obtaining approval to engage in the commercial manufacture, use or sale within the United States, through Apotex Corp., of its generic oxaliplatin solution before the expiration of the ’874 patent.

19. Apotex, Inc. made, and included in its ANDA No. 79-200, certifications under 21 U.S.C. § 355(j)(2)(A)(vii)(IV) that, in its opinion and to the best of its knowledge, the '874 patent is invalid, unenforceable, and/or not-infringed.

20. By filing its ANDA No. 79-200 under 21 U.S.C. § 355(j) for the purpose of obtaining approval to engage in the commercial manufacture, use or sale of its proposed drug products before the expiration of the '874 patent, Apotex, Inc. committed an act of infringement under 35 U.S.C. § 271(e)(2).

21. The commercial manufacture, use, offer for sale, sale and/or importation of the generic oxaliplatin products for which Apotex, Inc. seeks approval in its ANDA No. 79-200 will also infringe one or more claims of the '874 patent under 35 U.S.C. § 271.

22. Upon information and belief, Apotex Inc.'s actions relating to ANDA No. 79-200 were done with the cooperation, participation, assistance, and at least in part for the benefit, of Apotex Corp.

23. Plaintiffs are entitled to the relief provided by 35 U.S.C. § 271(e)(4), including an order of this Court that the effective date of any approval of the aforementioned ANDA relating to Apotex's generic oxaliplatin products be a date which is not earlier than the expiration date of the '874 patent plus any other regulatory exclusivity to which Plaintiffs are or become entitled.

PRAYER FOR RELIEF

WHEREFORE, Plaintiffs respectfully request:

- A. Judgment that Apotex has infringed one or more claims of the '874 patent by filing the aforesaid ANDA No. 79-200 relating to generic oxaliplatin products;
- B. A permanent injunction restraining and enjoining Apotex and its officers, agents, attorneys and employees, and those acting in privity or concert with it, from engaging in the commercial manufacture, use, offer to sell, or sale within the United States, or importation into the United States, of generic oxaliplatin products as claimed in the '874 patent;
- C. A declaration that the effective date of any approval of the aforementioned ANDA relating to Apotex's generic oxaliplatin formulations be a date which is not earlier than the expiration date of the '874 patent plus any other regulatory exclusivity to which Plaintiffs are or become entitled;
- D. A declaration that this case is exceptional within the meaning of 35 U.S.C. § 285 and an award of reasonable attorney fees, expenses, and disbursements of this action; and
- E. Such other and further relief as the Court may deem just and proper.

Dated: August 27, 2007

By: s/William J. O'Shaughnessy
WILLIAM J. O'SHAUGHNESSY

William J. O'Shaughnessy, Esq.
Jonathan M.H. Short, Esq.
McCARTER & ENGLISH, LLP
Four Gateway Center
100 Mulberry Street
Newark, New Jersey 07102
(973) 622-4444

Of Counsel:
Robert L. Baechtold, Esq.
William E. Solander, Esq.
Dominick Conde, Esq.

Peter D. Shapiro, Esq.
**FITZPATRICK, CELLA,
HARPER & SCINTO**
30 Rockefeller Plaza
New York, New York 10112
(212) 218-2100

Attorneys for Plaintiffs,
SANOFI-AVENTIS, SANOFI-AVENTIS U.S.
LLC,
AND DEBIOPHARM S.A.

CERTIFICATION PURSUANT TO LOCAL CIVIL RULE 11.2

I hereby certify that the patents in suit here are the subject of the following related actions pending in this Court: *Sanofi-Aventis U.S. LLC, Sanofi-Aventis and Debiopharm, S.A. v. Sandoz, Inc., Civ. Docket No. 07-cv-02762; Sanofi-Aventis U.S. LLC, Sanofi-Aventis and Debiopharm, S.A. v. Teva Parenteral Medicines, Inc., Teva Pharmaceuticals USA, Inc. and Teva Industries, Ltd., Civ. Docket No. 07-cv-02837; Sanofi-Aventis U.S. LLC, Sanofi-Aventis and Debiopharm, S.A. v. Dabur Oncology Plc. and Dabur Pharma Limited, Civ. Docket No. 07-cv-02854; Sanofi-Aventis U.S. LLC, Sanofi-Aventis and Debiopharm, S.A. v. Actavis Totowa LLC, Actavis, Inc., Actavis Group hf, Civ. Docket No. 07-cv-03142; Sanofi-Aventis U.S. LLC, Sanofi-Aventis and Debiopharm, S.A. v. Mustafa Nevzat İlaç Sanayii A.Ş. (a.k.a. "MN Pharmaceuticals"), Par Pharmaceutical Companies, Inc. and Par Pharmaceutical, Inc., Civ. Docket No. 07-cv-03143; Sanofi-Aventis U.S. LLC, Sanofi-Aventis and Debiopharm, S.A. v. Pharmachemie B.V., Teva Parenteral Medicines, Inc., and Teva Pharmaceuticals USA, Inc., Civ. Docket Nos. 07-cv-03144; Sanofi-Aventis U.S. LLC, Sanofi-Aventis and Debiopharm, S.A. v. Pharmachemie B.V. et al., Civ. Docket No. 07-cv-05408; Sanofi-Aventis U.S. LLC, Sanofi-Aventis and Debiopharm, S.A. v. Abraxis Bioscience, Inc., Civ. Docket No. 07-cv-03163; Sanofi-Aventis U.S. LLC, Sanofi-Aventis and Debiopharm, S.A. v. EBEWE Pharma Ges.m.b.H Nfg.KG, Civ. Docket No. 07-cv-03164; Sanofi-Aventis U.S. LLC, Sanofi-Aventis and Debiopharm, S.A. v. Sun Pharmaceutical Industries Ltd. and Caraco Pharmaceutical Laboratories, Ltd., Civ. Docket No. 07-cv-3411; Sanofi-Aventis U.S. LLC, et al. v. Mayne Pharma Limited, et al., Civ. Docket No. 07-cv-03409; Sanofi-Aventis U.S. LLC, et al. v. Mayne Pharma Limited, et al., Civ. Docket No. 07-cv-04550; Sanofi-Aventis U.S. LLC, et al. v. Mayne Pharma Limited, et al., Civ. Docket No. 07-cv-4637; Sanofi-Aventis U.S. LLC, Sanofi-Aventis and Debiopharm, S.A. v. Mustafa Nevzat İlaç Sanayii*

A.S. (a.k.a. "MN Pharmaceuticals"), Par Pharmaceutical Companies, Inc. and Par Pharmaceutical, Inc., Civ. Docket No. 3:08-cv-00263; Sanofi-Aventis U.S. LLC, Sanofi-Aventis and Debiopharm, S.A. v. Barr Laboratories, Inc., Pliva-Lachema A.S., Pliva D.D., and Barr Pharmaceuticals, Inc., Civ. Docket No. 3:08-cv-00079; Sanofi-Aventis U.S. LLC, Sanofi-Aventis and Debiopharm S.A. v. W.C. Heraeus GMBH, Docket No. 3:08-02040; and Sanofi-Aventis U.S. LLC, Sanofi-Aventis and Debiopharm S.A. v. Sandoz, Inc., Civ. Action No. 08-cv-02693.

Dated: August 27, 2007

By: s/William J. O'Shaughnessy
WILLIAM J. O'SHAUGHNESSY

William J. O'Shaughnessy, Esq.
Jonathan M.H. Short, Esq.
McCARTER & ENGLISH, LLP
Four Gateway Center
100 Mulberry Street
Newark, New Jersey 07102
(973) 622-4444

Of Counsel:
Robert L. Baechtold, Esq.
William E. Solander, Esq.
Dominick Conde, Esq.
Peter D. Shapiro, Esq.
**FITZPATRICK, CELLA,
HARPER & SCINTO**
30 Rockefeller Plaza
New York, New York 10112
(212) 218-2100

Attorneys for Plaintiffs,
SANOFI-AVENTIS, SANOFI-AVENTIS U.S.
LLC, AND DEBIOPHARM S.A.

EXHIBIT A



US005338874A

United States Patent [19]**Nakanishi et al.**[11] **Patent Number:** **5,338,874**[45] **Date of Patent:** **Aug. 16, 1994**

[54] **CIS OXALATO (TRANS
1-1,2-CYCLOHEXANEDIAMINE) PT(II)
HAVING OPTICALLY HIGH PURITY**

[75] **Inventors:** **Chihiro Nakanishi; Yuko Ohnishi;
Junji Ohnishi; Junichi Taniuchi; Koji
Okamoto; Takeshi Tozawa**, all of
Kanagawa, Japan

[73] **Assignee:** **Tanaka Kikinzoku Kogyo K.K.**, Japan

[21] **Appl. No.:** **43,901**

[22] **Filed:** **Apr. 7, 1993**

[30] **Foreign Application Priority Data**

Jan. 12, 1993 [JP] Japan 5-019508

[51] **Int. Cl.⁵** **C07F 15/00**

[52] **U.S. Cl.** **556/137**

[58] **Field of Search** **556/137**

[56] **References Cited****PUBLICATIONS**

Kidani et al., J. Med. Chem., vol. 21, No. 12, pp. 1315-1318 (1978).

Primary Examiner—Jose ACU G. Dees

Assistant Examiner—Porfirio Nazario-Gonzalez

Attorney, Agent, or Firm—Klauber & Jackson

[57] **ABSTRACT**

Disclosed herein is cis-oxalato (trans-1-1,2-cyclohexanediamine) Pt(II) optically high purity. Because of its complete optical purity, the compound is effective as raw material of such a medicine as a carcinostatic agent. The complete optical purity of the above compound may be proved by comparing the respective melting points of the cis-oxalato (trans-1-1,2-cyclohexanediamine).

2 Claims, 1 Drawing Sheet

U.S. Patent

Aug. 16, 1994

5,338,874

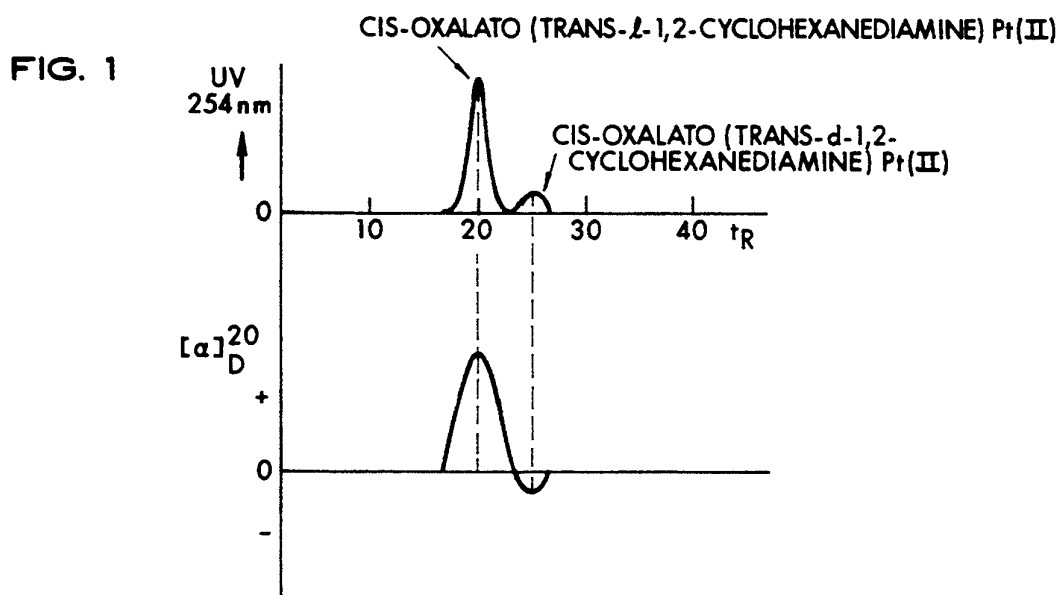
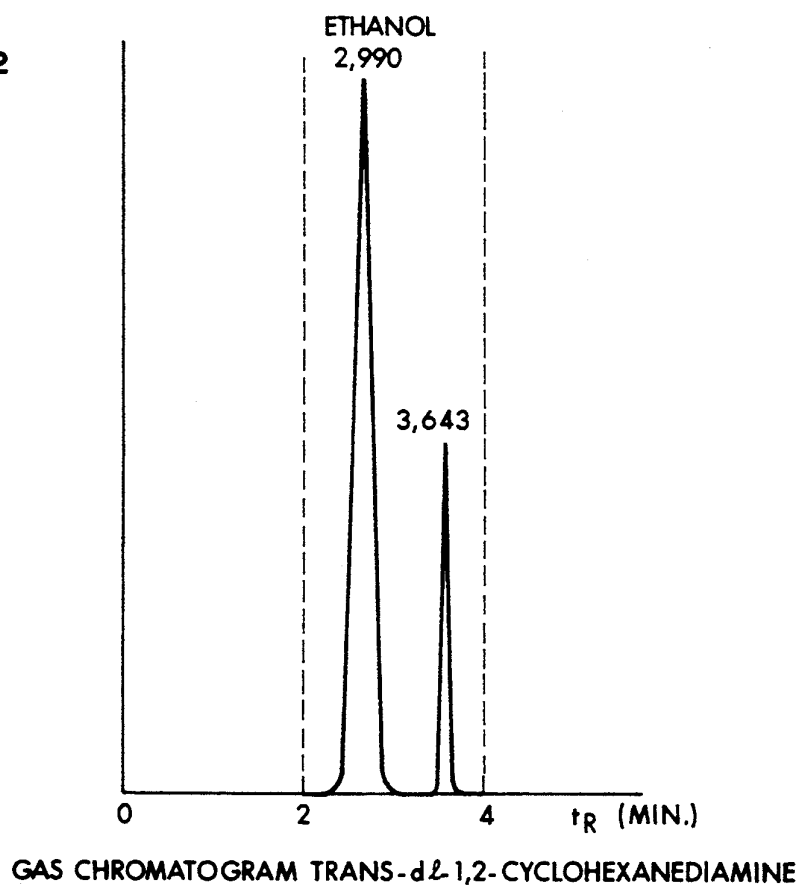


FIG. 2



5,338,874

1

**CIS OXALATO (TRANS
1,1,2-CYCLOHEXANEDIAMINE) PT(II) HAVING
OPTICALLY HIGH PURITY**

BACKGROUND OF THE INVENTION

The present invention relates to cis-oxalato (trans-1,1,2-cyclohexanediamine) Pt(II) of optically high purity which can be employed as raw material of a carcinostatic agent.

While a platinum (II) complex of 1,2-cyclohexanediamine as a platinum (II) complex exhibiting a carcinostatic activity is known, the complex is a mixture of isomers synthesized from a mixture of isomers (cis, trans-d and trans-l) existing in 1,2-cyclohexanediamine the starting material thereof.

The trans and cis isomers of the 1,2 cyclohexanediamine may be optically resolved by means of a metal complex utilizing the difference of solubilities between the two isomers. For example, in Japanese patent publication No. 60-41077, while the cis-isomer is precipitated by adding a nickel (II) salt to such a nonaqueous solvent such pure methanol containing the two isomers, the trans-isomer is precipitated by adding the nickel salt and hydrochloric acid and aqueous sodium hydroxide. Since the trans-isomer of the nickel complex is slightly soluble in water and easily soluble in an organic solvent and the cis-isomer is slightly soluble in an organic solvent and easily soluble in water, the optical resolution can be conducted.

Although cis-oxalato (trans-1,1,2-cyclohexanediamine) Pt(II) was synthetically obtained through a reaction between the trans-1,1,2-cyclohexanediamine obtained in accordance with the above method and K_2PtCl_4 (Japanese patent publication No. 60-41077). This was also found to be the mixture with cis-oxalato (trans-d-1,2-cyclohexanediamine) Pt(II). No data are presented in the Japanese patent publication No. 60-41077 which confirm the optical purity of the cis-oxalato (trans-1,1,2-cyclohexanediamine) Pt(II) and relate to circular dichroism (CD) exhibiting its steric configuration and to an angle of rotation ($[\alpha]_D$) exhibiting its optical activity. No differences can be distinguished between their respective elemental analysis values, infrared spectra and electron spectra of the isomers mentioned in the Japanese patent publication No. 60-41077.

In the cis-oxalato (trans-1,1,2-cyclohexanediamine) Pt(II) conventionally reported, the isolation of the complex consisting of two trans-dl isomers is insufficient so that the question of the purity of the isolated Pt(II) complex remains.

Large differences in connection with a carcinostatic activity and a secondary effect between isomers of many optically active medicines, and their optical purity is especially important when they are employed as medicines.

SUMMARY OF THE INVENTION

The present invention has been made in view of this standpoint.

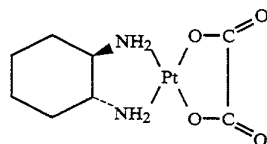
An object of the present invention is to provide a platinum complex compound having optically high purity.

Another object of the invention is to provide a platinum complex compound which is useful as raw material

2

of a pharmaceutically active agent because of its high purity.

The present invention is cis-oxalato (trans-1,1,2-cyclohexanediamine) Pt(II) of optically high purity having a general formula of Formula (1).



(1)

The cis-oxalato (trans-1,1,2-cyclohexanediamine) Pt(II) of optically high purity of the present invention may be prepared by completely and optically resolving the Pt(II) optical isomers by means of a process of optically resolving an optically active platinum complex compound disclose in an application of the same Applicant of the same date.

Since the complex compound of the present invention contains no cis-oxalato (trans-1,1,2-cyclohexanediamine) Pt(II) of optically isomer thereof, the excellent results of acute toxicity can be obtained in comparison with cis-oxalato (trans-1,1,2-cyclohexanediamine) Pt(II) conventionally obtained contaminated with an optical isomer so that it is effective for providing medicines on higher safety.

The boiling point of the cis-oxalato (trans-1,1,2-cyclohexanediamine) Pt(II) is, because of the absence of impurities, lower than of that of conventionally prepared cis-oxalato (trans-1,1,2-cyclohexanediamine) Pt(II).

BRIEF DESCRIPTION OF THE DRAWING

FIG. 1 is a chromatogram obtained in HPLC of cis-oxalato (trans-1,1,2-cyclohexanediamine) Pt(II) before optical obtained in Example 1, Example 2 and Example 3. The upper portion shows an amount of elution per unit time as a relative absorption amount of ultraviolet ray at 254 nm, and the lower portion 1 shows an amount of elution per unit time as a relative degree of rotation.

FIG. 2 is a chromatogram of trans-dl-1,2-cyclohexanediamine obtained in (1) of Example 2.

**DETAILED DESCRIPTION OF THE
INVENTION**

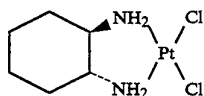
The cis-oxalato (trans-1,1,2-cyclohexanediamine) Pt(II) of optically high purity represented by Formula (1) of this invention may be prepared in accordance with a following illustrative method.

Commercially available 1,2-cyclohexanediamine (for instance, trans-1,1,2-cyclohexanediamine made by Aldrich, cis and trans-dl mixed 1,2-cyclohexanediamine made by Tokyo Kasei K.K.) may be employed. The compounds made by Aldrich and Wako Junyaku were employed without further treatment because of their relatively high purity, and the geometrical isomers of cis and trans that made by Tokyo Kasei may be resolved and purified in accordance with such a known process as that disclosed in Japanese patent publication No. 61-4827. The optical resolution of the trans isomer may be conducted by forming a diastereoisomer in accordance with a normal method by means of tartaric acid and employing a recrystallization method.

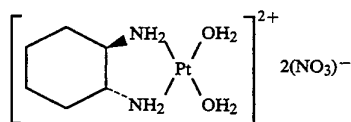
A crystal of cis-dichloro(trans-1,1,2-cyclohexanediamine) Pt(II) represented in Formula 2 may be obtained

3

by a reaction between the trans-1,1,2-cyclohexanediamine previously obtained and an equivalent weight of potassium tetrachloroplatinate $[K_2PtCl_4]$ dissolved in water at room temperature over 10 hours.



After the compound represented in Formula 2 is suspended in water followed by the addition of two equivalent weights of an aqueous solution of silver nitrate, the reaction is allowed to proceed over 24 hours in the dark followed by the removal of silver chloride by means of filtration to produce an aqueous solution of cis-diaquo(trans-1,1,2-cyclohexanediamine) Pt(II) nitrate represented in Formula 3. After potassium iodide is added to this solution followed by the removal of the excess silver ion as silver iodide by means of filtration and the decolorization and purification by active carbon, an equivalent weight of oxalic acid in respect to the potassium tetrachloroplatinate is added to produce a crude crystal of cis-oxalato(trans-1,1,2-cyclohexanediamine) Pt(II) after the two hours' reaction. Cis-oxalato(trans-1,1,2-cyclohexanediamine) Pt(II) obtained by the recrystallization of the said crude crystal from hot water is a mixture with cis-oxalato(trans-d,1,2-cyclohexanediamine) Pt(II) which is an optical isomer thereof.



Then, the recrystallized crystal is completely isolated as cis-oxalato(trans-1,1,2-cyclohexanediamine) Pt(II) in accordance with the process of resolving and purifying the optically active Pt(II) isomers after the crystal is dissolved in water. That is, the cis-oxalato(trans-1,1,2-cyclohexanediamine) Pt(II) contaminated with no optical isomers can be obtained by freeze-drying an aqueous solution separately eluted by means of high performance liquid chromatography (hereinafter referred to as "HPLC"), for example, under the following conditions.

Separation column: 4.6 mm of inner diameter and 25 cm of height packed with OC of Daicel Chemical Industries, Ltd.

Mobile phase: ethanol/methanol=30:70 (volume ratio)

Flow rate: 0.2 ml/min.

Column temperature: 40° C.

Detector:

ultraviolet ray 254 nm

optical rotation 580 nm.

the cis-oxalato(trans-1,1,2-cyclohexanediamine) Pt(II) having the high optical purity in accordance with the present invention is active against a tumor "leukemia L1210" and effective as a carcinostatic agent.

EXAMPLES

Then, a representative process of preparing the cis-oxalato(trans-1,1,2-cyclohexanediamine) Pt(II) of this invention, its properties and biological activities will be described in Examples. Further, in fact, that compound

5,338,874

4

prepared by a conventional method is a mixture of optical isomers will be shown contrary to a known fact.

EXAMPLE 1

- (1) Preparation of cis-dichloro(trans-1,1,2-cyclohexanediamine) Pt(II)

A reaction between 46.8 g of trans-1,1,2-cyclohexanediamine made by Aldrich ($[\alpha]_D^{19} = -35.6^\circ$, 4% H_2O) and 170 g of potassium tetrachloroplatinate (made by Tanaka Kikinzoku Kogyo K.K.) in an aqueous solution at room temperature over 10 hours yielded needles of cis-dichloro(trans-1,1,2-cyclohexanediamine) Pt(II). Yield: 99%.

- (2) Preparation of cis-diaquo(trans-1,1,2-cyclohexanediamine) Pt(II) nitrate

The cis-dichloro(trans-1,1,2-cyclohexanediamine) Pt(II) obtained above was suspended in 1.6 liters of water to which was added two molar volumes of silver nitrate for proceeding a reaction in the dark over 24 hours, and the silver chloride produced during the reaction was filtered off. After 4.8 g of potassium iodide was added to this filtrate followed by the precipitation of the excess silver ion as silver iodide produced during the reaction of over 12 hours, 1 g of active carbon for purification and decolorization was added which was then filtered off together with the silver iodide.

- (3) Preparation of cis-oxalato(trans-1,1,2-cyclohexanediamine) Pt(II)

To the filtrate obtained above was added 48 g of oxalic acid dihydrate to yield 90 g of a white crude crystal after a two hours' reaction.

Then, 80 g of this crude crystal was recrystallized from three liters of hot water, and 45 g of the obtained crystal was dissolved into 9 liters of water. HPLC was conducted employing the solution under the following conditions to obtain a chromatogram of FIG. 1.

Column for optical resolution: Column having a length of 50 cm and an inner diameter of 5 cm packed with OC (Daicel Chemical Industries, Ltd., a filler prepared by adsorbing a cellulose carbamate derivative to silica gel)

Mobile phase: ethanol/methanol=30:70 (volume ratio)

Flow rate: 2.0 ml/min.

Column temperature: 40° C.

Detection:

ultraviolet ray 254 nm

optical rotation 589 nm.

The upper portion of FIG. 1 shows an amount of elution per unit time as a relative absorption amount of ultraviolet ray at 254 nm, and the lower portion of FIG.

1 shows an amount of elution per unit time as a relative degree of rotation. At a retention time (t_R) of 25 minutes, cis-oxalato(trans-d,1,2-cyclohexanediamine) Pt(II) was found to be contaminated. The optical purity of the cis-oxalato(trans-1,1,2-cyclohexanediamine) Pt(II) prepared by employing the trans-1,1,2-cyclohexanediamine made by Aldrich ($[\alpha]_D^{19} = -35.6^\circ$, 4% H_2O) was calculated in accordance with a below equation to be 88.5% of an enantiomer excess rate (Table 1). Then, cis-oxalato(trans-1,1,2-cyclohexanediamine) Pt(II) of 100% of an optical purity (e.e.) was obtained by collecting an aqueous solution eluted in fractions from 15 minutes to 22 minutes (t_R) followed by freeze drying. Yield: 39.8 g 50% (based on the crude crystal).

5

5,338,874

6

[Equation for calculating optical purity]

Optical purity (%) ... e.e (%) =

$$\frac{\{[\text{content of cis-oxalato(trans-1-1,2-cyclohexanediamine) Pt(II)}] - [\text{content of [cis-oxalato(trans-d-1,2-cyclohexanediamine) Pt(II)]}]\}}{[\text{content of cis-oxalato(trans-1-1,2-cyclohexanediamine) Pt(II)}] + [\text{content of [cis-oxalato(trans-d-1,2-cyclohexanediamine) Pt(II)]}}] \times 100$$

(e.e.: enantiomer excess rate)

EXAMPLE 2

① Resolution of cis and trans geometrical isomers

To a solution prepared by dissolving 100 g of cis, trans-dl-mixed-1,2-cyclohexanediamine into 640 ml of methanol was added a solution prepared by dissolving 104 g of nickel chloride $[\text{NiCl}_2 \cdot 6\text{H}_2\text{O}]$ into 1760 ml of methanol which was then reacted at room temperature for 2 hours under stirring. A precipitated yellow crystal $[\text{Ni}(\text{cis-1,2-cyclohexanediamine})\text{Cl}_2]$ (31.6 g) was filtered and washed with methanol and air-dried. To this crystal was added 140 ml of 6-normal hydrochloric acid and then its pH was adjusted to 4.2~4.5 with a 15% sodium hydroxide aqueous solution. After a precipitated royal purple crystal $[\text{Ni}(\text{trans-dl-1,2-cyclohexanediamine})\text{-(H}_2\text{O)}_2\text{Cl}_2]$ (72.0 g) was filtered and washed, 120 ml of 6-normal hydrochloric acid was added thereto. It was concentrated under a reduced pressure followed by addition of 600 ml of ethanol and 600 ml of acetone to obtain colorless precipitate $[\text{trans-dl-1,2-cyclohexanediamine} \cdot 2\text{HCl}]$ (42.54 g) after filtration which was then washed with ethanol-acetone. After this was extracted with chloroform and dried with potassium carbonate, a colorless liquid $[\text{trans-dl-1,2-cyclohexanediamine}]$ (35.5 g) $([\alpha]_D^{19} = 0^\circ, 4\% \text{ H}_2\text{O})$ was obtained. A single peak appeared on a gas chromatogram at $t_R = 3.043$ minutes.

FIG. 2 is a gas chromatogram of trans-dl-1,2-cyclohexanediamine.

The gas chromatography was conducted under the following conditions.

Column: CP-Cyclodextrin-B-236-M-19 50 m \times 0.25 mm (inner diameter) $df = 0.25 \mu\text{m}$

Column temperature: 200° C.

Carrier gas: N₂, 2 kg/cm²

Injector temperature: 200° C.

Detector: FID (200° C.)

Sample volume: 1 μl .

② Optical resolution of trans-dl-1,2-cyclohexanediamine

To 35.5 g of the trans-dl-1,2-cyclohexanediamine previously obtained was added 671 ml of water for dissolving under heating at 90° C. The standing thereof for 12 hours after the gradual addition of 22.10 g of d-tartaric acid and 13.4 ml of glacial acetic acid produced 16.23 g of a diastereoisomer (trans-1-1,2-cyclohexanediamine (1) tartaric acid. This was recrystallized from water twice. No further change of the rotation of angle was observed after the repeated recrystallization as shown in FIG. 2.

After 9.23 g of the diastereoisomer obtained was dissolved into a small amount of water followed by the addition of 5.64 g of sodium hydroxide, it was extracted with ether and was distilled under a reduced pressure to

obtain 3.20 g of a colorless liquid, trans-1-1,2-cyclohexanediamine.

③ Preparation of cis-dichloro(trans-1-1,2-cyclohexanediamine) Pt(II)

In accordance with the same procedures as those of ① of Example 1 except that the trans-1-1,2-cyclohexanediamine obtained in ② of Example 2 was employed as raw material in place of the trans-1-1,2-cyclohexanediamine made by Aldrich of ① of Example 1, 9 g of the corresponding Pt(II) complex was obtained.

④ Preparation of cis-diaquo(trans-1-1,2-cyclohexanediamine) Pt(II) nitrate

In accordance with the same procedures as those of ② of Example 1 except that the Pt(II) complex obtained in ③ of Example 2 was employed in place of cis-dichloro(trans-1-1,2-cyclohexanediamine) Pt(II) obtained in ① of Example 1, an aqueous solution of the desired Pt(II) complex was obtained.

⑤ Preparation of cis-oxalato(trans-1-1,2-cyclohexanediamine) Pt(II)

In accordance with the same procedures as those of ③ of Example 1 except that the aqueous solution of the Pt(II) complex obtained in ④ of Example 2 was employed in place of the aqueous solution of the Pt(II) complex obtained in ② of Example 1, 7 g of a crude crystal of cis-oxalato(trans-1-1,2-cyclohexanediamine) Pt(II) was obtained. After the recrystallization of this crude crystal from hot water was conducted, 4 g of the recrystallized crystal was dissolved into 800 ml of water. The HPLC of this solution under the same conditions of those of ③ of Example 1 revealed that cis-oxalato(trans-d-1,2-cyclohexanediamine) Pt(II) which was an optical isomer was apparently contaminated at $t_R = 25$ minutes as shown in FIG. 1.

The optical purity of the cis-oxalato(trans-1-1,2-cyclohexanediamine) Pt(II) synthesized by employing the raw material isolated in accordance with a process of resolving and purifying isomers (Japanese patent application No. 61-4827) was e.e. = 90.0% in accordance with the equations of ③ of Example 1 as shown in Table 1. Then, cis-oxalato(trans-1-1,2-cyclohexanediamine) Pt(II) of 100% of an optical purity (e.e.) was obtained by collecting an aqueous solution eluted in fractions from 15 minutes to 22 minutes (t_R) followed by freeze drying. Yield: 3.6 g, 51% (based on the crude crystal).

EXAMPLE 3

① Preparation of cis-dichloro(trans-1-1,2-cyclohexanediamine) Pt(II)

In accordance with the same procedures as those of ① of Example 1 except that the trans-1-1,2-cyclohexanediamine made by Wako Junyaku K.K. $([\alpha]_D^{19} = 34.9^\circ, 4\% \text{ H}_2\text{O})$ was employed in place of the trans-1-1,2-cyclohexanediamine made by Aldrich of ① of Example 1 150 g of the corresponding Pt(II) complex was obtained.

② Preparation of cis-diaquo(trans-1-1,2-cyclohexanediamine) Pt(II) anitrate

In accordance with the same procedures as those of ② of Example 1 except that the Pt(II) complex obtained in ① of Example 3 was employed in place of cis-dichloro(trans-1-1,2-cyclohexanediamine) Pt(II) obtained in ① of Example 1, an aqueous solution of the desired cis-diaquo(trans-1-1,2-cyclohexanediamine) Pt(II) nitrate was obtained.

③ Preparation of cis-oxalato(trans-1-1,2-cyclohexanediamine) Pt(II)

5,338,874

7

In accordance with the same procedures as those of (3) of Example 1 except that the aqueous solution of the Pt(II) complex obtained in (2) of Example 3 was employed in place of the aqueous solution of the Pt(II) complex obtained in (2) of Example 1, 90 g of a crude crystal of cis-oxalato(trans-1-1,2-cyclohexanediamine) Pt(II) was obtained. After the recrystallization of this crude crystal from hot water was conducted, 45 g of the recrystallized crystal was dissolved into 9 liters of water. The HPLC of this solution under the same conditions of those of (3) of Example 1 revealed that cis-oxalato(trans-d-1,2-cyclohexanediamine) Pt(II) which was an optical isomer was apparently contaminated at $t_R=25$ minutes as shown in FIG. 1. The optical purity of the cis-oxalato(trans-1-1,2-cyclohexanediamine) Pt(II) synthesized by employing trans-1-1,2-cyclohexanediamine made by Wako Junyaku K.K. as raw material was e.e. = 86.8% in accordance with the equation of (3) of Example 1 as shown in Table 1. Then, cis-oxalato(trans-1-1,2-cyclohexanediamine) Pt(II) of 100% of an optical purity (e.e.) was obtained by collecting an aqueous solution eluted in fractions from 15 minutes to 22 minutes (t_R) followed by freeze drying. Yield: 39.1 g, 43% (based on the crude crystal).

COMPARATIVE EXAMPLE

For comparing and evaluating the optical purity, the physicochemical properties and the biological properties obtained in accordance with the present invention, the cis-oxalato(trans-1-1,2-cyclohexanediamine) Pt(II) was synthesized as Comparative Example by employing the raw material made by Tokyo Kasei K.K. in accordance with the following procedures disclosed Japanese patent publication No. 60-41077.

To 3 g of cis-dichloro(trans-1-1,2-cyclohexanediamine) Pt(II) was added 500 ml of water followed by the boiling thereof for dissolution. After two moles of AgNO_3 (2.6 g) were added and was stirred for 2 to 3 hours in the dark, the filtrations were repeated until the filtrate became transparent. After the filtrate was concentrated under a reduced pressure to 100 ml, 1.3 g of potassium oxalate was added to the concentrated solution followed by standing for 8 hours at room temperature. The solution was again concentrated at a reduced pressure to produce white crystalline precipitate. The precipitated was recrystallized from water.

The comparisons of the optical purity between the cis-oxalato(trans-1-1,2-cyclohexanediamine) Pt(II) of Examples and Comparative Example, that of the physicochemical properties and that of the biological properties are shown in Table 1, Table 3 and Table 4, respectively.

No difference is recognized between the compounds of Examples and Comparative Examples in connection with their properties, elemental analysis (C,H,N) and infrared spectra in Table 3. However, the melting points of the compounds of Examples 1 to 3 are lower than that of Comparative Example. This fact indicates that while the cis-oxalato(trans-1-1,2-cyclohexanediamine) Pt(II) conventionally obtained is contaminated with such an impurity of its optical isomer, the cis-oxalato(trans-1-1,2-cyclohexanediamine) Pt(II) obtained in Examples of the present invention is contaminated with no impurities.

Table 4 shows an acute toxicity test (LD_{50}) and a resistance against a tumor of L1210 of cis-oxalato(trans-1-1,2-cyclohexanediamine) Pt(II). The test was conducted by prescribing L1210 in a peritoneal cavity of six CDF₁ mice/one group (the number of transplanted cells is 10^4 per mouse and prescribing the medicine in the

8

peritoneal cavity on a first day, a fifth day and a ninth day.

TABLE 1

Optical Purity of Cis-Oxalato(Trans-1-1,2-Cyclohexanediamine) Pt(II)				
Experiment	Raw Material	Optical Purity (e. c. %)		
		Before Resolution By HPLC	→	After Resolution By HPLC
Example 1	Aldrich	88.5	→	100
Example 2	Tokyo Kasei	90.0	→	100
Example 3	Wako Junyaku	86.8	→	100
Com. Ex.	Tokyo Kasei	90.0	→	100

TABLE 2

Angle of Rotation of trans-1-1,2-cyclohexanediamine-(+)-tartaric acid	
Tokyo Kasei (Lot No. FBZ01)	$[\alpha]_D^{10}$ (1% H_2O)
Before Recrystallization	+12.0 ± 0.1°
After One Recrystallization	+12.1 ± 0.1°
After two Recrystallizations	+12.1 ± 0.1°

TABLE 3

Physicochemical Properties of cis-oxalato(trans-1-1,2-cyclohexanediamine)Pt(II)			
Experiment	Melting Point	CD ($\Delta\epsilon$)	$[\alpha]_D^{20}$ (0.5%, H_2O)
Example 1*	198.3~	255 nm	> 74.5° C.
Example 2*	291.7° C.	+0.67 ± 0.19	
Example 3*		324 nm	
Comp. Ex. (JP Publi. No. 60-41077)	>300° C.	not mentioned	not mentioned

*High Purity Sample Prepared by HPLC

TABLE 4

Acute Toxicity Test and Tumor Resistance Against L1210 of Cis-Oxalato(Trans-1-1,2-cyclohexanediamine) Pt(II)							
Experiment	Acute Toxicity Test LD_{50}	Tumor Resistance T/C (%) (mg/kg)					
		25	12.5	6.25	3.12	1.56	0.78
Example 1*	18.2~20.8	T					
Example 2*	mouse IP	129P	280P	311P	207P	158P	132P
Example 3*			(2/6)	(3/6)			
Comp. Ex.	14.8~19.0	T 81	308P	253P	191P	158P	
	mouse IP		(4/6)	(1/6)			

*High Purity Sample Prepared by HPLC

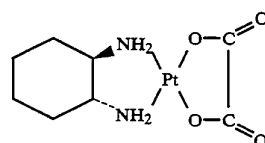
P: Effective (Over 125%)

T: Toxic (Large Weight Loss)

(3/6): This means that three out of six was cured.

What is claimed is:

1. Optically pure cis-oxalato (trans-1-1,2-cyclohexanediamine) Pt(II) having a general formula of Formula (1).



(1)

2. Cis-oxalato (trans-1-1,2-cyclohexanediamine) Pt(II) as claimed in claim 1, wherein the melting point thereof is between 198° C. and 292° C.

* * * * *