

UNITED STATES DISTRICT COURT  
FOR THE EASTERN DISTRICT OF NORTH CAROLINA  
WESTERN DIVISION

FILED

AUG 12 2002

DAVID W. DANIEL, CLERK  
US DISTRICT COURT, EDNC  
BY [Signature] DEP. CLERK

\_\_\_\_\_  
MICHAEL FOODS, INC. )  
and NORTH CAROLINA STATE )  
UNIVERSITY )  
Plaintiffs, )  
v. )  
CUTLER AT ABBEVILLE, L.L.C. )  
\_\_\_\_\_  
Defendants. )

CIVIL ACTION NO. \_\_\_\_\_

5:02-CV-559-BO(3)

COMPLAINT AND JURY DEMAND

Plaintiffs, Michael Foods, Inc. ("Michael Foods") and North Carolina State University ("NCSU"), by and for its complaint against defendant, Cutler at Abbeville, L.L.C. ("Cutler"), alleges as follows:

**I. THE PARTIES**

1. Michael Foods is a corporation duly organized and existing under the laws of the State of Minnesota, having a principal place of business at Minnetonka, Minnesota.
2. North Carolina State University is a constituent institution of the University of North Carolina, has its principal place of business at Raleigh, North Carolina, and is an arm of the State of North Carolina.
3. Upon information and belief, defendant Cutler is an entity identified as registered under the laws of the State of Missouri, having a principal place of business at Abbeville, Alabama and is associated with and the alter ego of Abbeville Egg Products, Inc. and Cutler Egg Products, Inc., all of Abbeville, Alabama.

## **II. STATEMENT OF JURISDICTION AND VENUE**

4. This is an action for patent infringement arising under the patent laws of the United States, Title 35 of the United States Code.

5. The Court has subject matter jurisdiction over this matter pursuant to 28 U.S.C. §§ 1331 and 1338(a).

6. Upon information and belief, defendant does business in this state generally, has substantial sales of egg products, advertises in trade journals directed to residents and companies in this district, advertises products at issue in this complaint on a web page or web pages, thereby offering such products for sale in this district.

7. Venue is proper in this Court pursuant to 28 U.S.C. §§ 1391 and 1400.

## **III. CAUSE OF ACTION FOR PATENT INFRINGEMENT**

8. The invention of United States Patent Nos. 4,808,425; 4,994,291; 4,957,759; and 5,019,408, all reexamination certificates thereto and for Reissued Patent RE37,225E (the "'425," "'291," "'759," "'408" and "'225" or collectively referred to as "the patents in suit," copies provided as Exhibits 1-8) were developed at NCSU in Raleigh, North Carolina by Kenneth Swartzel, Hershell Ball and Mohammad Hamid Samimi.

9. The patents in suit are owned by NCSU and rights have been licensed to Michael Foods, Inc. and has the right to bring suit for infringement thereof.

10. On information and belief, Cutler has been, for a time past, and is currently infringing, contributing to the infringement of, and inducing the infringement of directly and indirectly, the patent in suit by, among other things, making, using, selling and/or offering for sale, certain liquid whole egg products within the territorial boundaries of the United States that are covered by one or more claims of the patents in suit.

11. On information and belief, Cutler's infringement of the patents in suit has been and is willful, and will continue unless enjoined by this Court. Michael Foods and NCSU have suffered, and will continue to suffer, irreparable injury as a result of this willful infringement. Pursuant to 35 U.S.C. § 284, Michael Foods and NCSU are entitled to damages for infringement and treble damages pursuant to 35 U.S.C. § 283, Michael Foods and NCSU are entitled to a preliminary permanent injunction against further infringement.

12. Michael Foods and NCSU have given Cutler notice of said infringement. Notwithstanding such notice and action by Michael Foods, Cutler has continued to willfully and deliberately infringe the patents in suit by manufacturing, using and selling liquid whole egg products made in accordance with the inventions of the patents in suit, in this district and elsewhere.

13. On information and belief, Cutler and/or its agents monitored the progress of the patents in suit during their reexamination and/or reissue. Further, Cutler and/or its agents filed at least one protest on February 16, 1995 in the reissue proceeding in an effort to impede the prosecution of the patents.

14. On information and belief, Cutler and/or its agents collaborated with one or more third parties in the filing of at least one of the third party requests for reexamination or protest of the NCSU patents.

15. This case is exceptional and, therefore, Michael Foods and NCSU are entitled to attorneys' fees pursuant to 35 U.S.C. § 285.

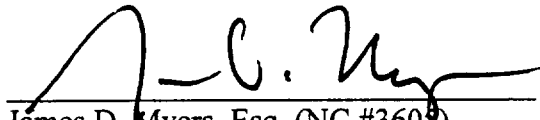
#### **IV. DEMAND FOR JURY TRIAL**

16. Plaintiffs Michael Foods and NCSU demand a trial by jury on all disputed issues. WHEREFORE, Michael Foods and NCSU pray for relief as follows:

## V. PRAYER FOR RELIEF

- A. That Cutler be adjudged to have infringed the patents in suit;
- B. That Cutler, their officers, agents, servants, employees, attorneys, and those persons in active concert or participation with any of them, be preliminarily permanently restrained and enjoined from directly or indirectly infringing the patents in suit;
- C. An accounting for damages by virtue of Cutler's infringement of the patents in suit;
- D. An award of damages to compensate Michael Foods and NCSU for Cutler's infringement, pursuant to 35 U.S.C. § 284, said damages to be trebled because of Cutler's willful infringement.
- E. An assessment of pre-judgment and post-judgment interest and costs against defendants, together with an award of such interest and costs, in accordance with 35 U.S.C. § 284;
- F. That Cutler be directed to pay Michael Foods and NCSU's attorneys' fees incurred in connection with this lawsuit pursuant to 35 U.S.C. § 285; and
- G. That Michael Foods and NCSU have such other and further relief as this Court may deem just and proper.

This 12<sup>th</sup> day of August 2002.



James D. Myers, Esq. (NC #3609)  
Richard P. Vitek, Esq. (NC #30127)  
Myers Bigel Sibley & Sajovec, P.A.  
Post Office Box 37428  
Raleigh, North Carolina 27627  
Telephone: (919) 854-1400  
Facsimile: (919) 854-1401

Attorneys for Plaintiffs Michael Foods, Inc. and  
North Carolina State University

268971

- [54] METHOD FOR THE ULTRAPASTEURIZATION OF LIQUID WHOLE EGG PRODUCTS
- [75] Inventors: Kenneth R. Swartzel; Hershell R. Ball, Jr.; Mohammad-Hossein Hamid-Samimi, all of Raleigh, N.C.
- [73] Assignee: North Carolina State University, Raleigh, N.C.
- [21] Appl. No.: 904,744
- [22] Filed: Sep. 8, 1986
- [51] Int. Cl. A23L 3/00
- [52] U.S. Cl. 426/399; 426/521; 426/614
- [58] Field of Search 426/399, 521, 614

- [56] References Cited
- U.S. PATENT DOCUMENTS
- 2,565,311 8/1951 Koonz et al. 426/521
- 3,113,872 12/1963 Jones 426/511
- 3,404,008 10/1968 Ballas et al. 426/521 X

OTHER PUBLICATIONS

Egg Pasteurization Manual ARS74-48, Feb. 1969, U.S. Department of Agriculture, Agriculture Research Service.

7 CFR Part 59 (1985).

Poultry Sci., vol. 61 (1982), pp. 1461-1462 (abstract).

W. K. Stone and P. R. Rony, Aseptic Processing of Liquid Eggs Pasteurized in a Teflon Heat Exchanger

(1983), and Letter from W. K. Stone, dated Apr. 20, 1983.

E. O. Essary, P. R. Rony and W. F. Collins, New Uses of Heated Aseptically Packaged Fluid Egg Products. Laura C. Jacobs, Aseptic Packaging Promises New Role for Pasteurized Liquid Eggs. M. H. Hamid-Samimi and K. R. Swartzel, *Journal of Food Processing and Preservation* 8, 219 (1984).

Kenneth R. Swartzel, *Journal of Agricultural and Food Chemistry*, 34 396 (May/June 1986).

Abstract concerning Poultry Science Association Annual Meeting, Jul. 29-Aug. 2, 1985, Iowa State University, Ames.

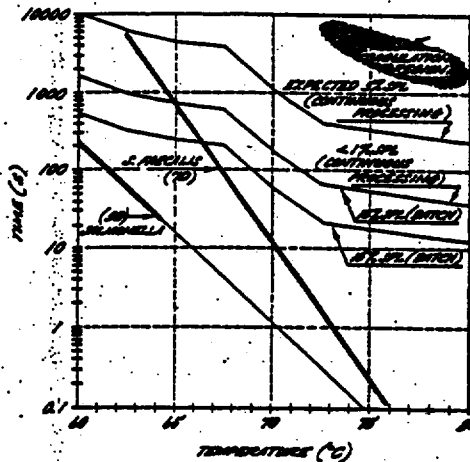
Mohammad-Hossein Hamid-Samimi, Thesis: Criteria Development for Extended Shelf-Life Pasteurized Liquid Whole Egg (1984).

Primary Examiner—Donald E. Czaja  
 Assistant Examiner—Celine T. Callahan  
 Attorney, Agent, or Firm—Bell, Seltzer, Park & Gibson

[57] ABSTRACT

Methods of ultrapasteurizing liquid whole egg products in continuous flow, high temperature, short time pasteurization equipment are provided. The equivalent point method is preferably used to evaluate the total thermal treatment received by the product in this equipment. Also disclosed is a method of making liquid whole egg products having preselected, extended, refrigerated shelf lives.

26 Claims, 4 Drawing Sheets



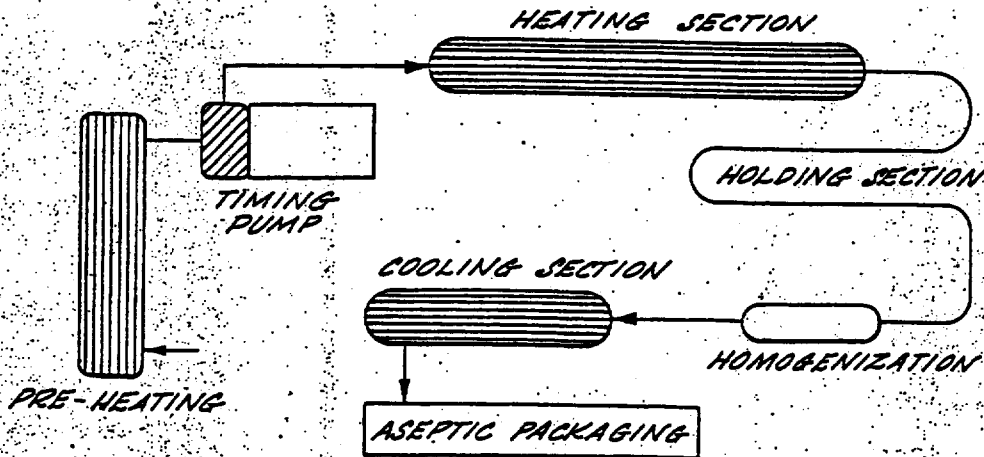


Fig. 1.

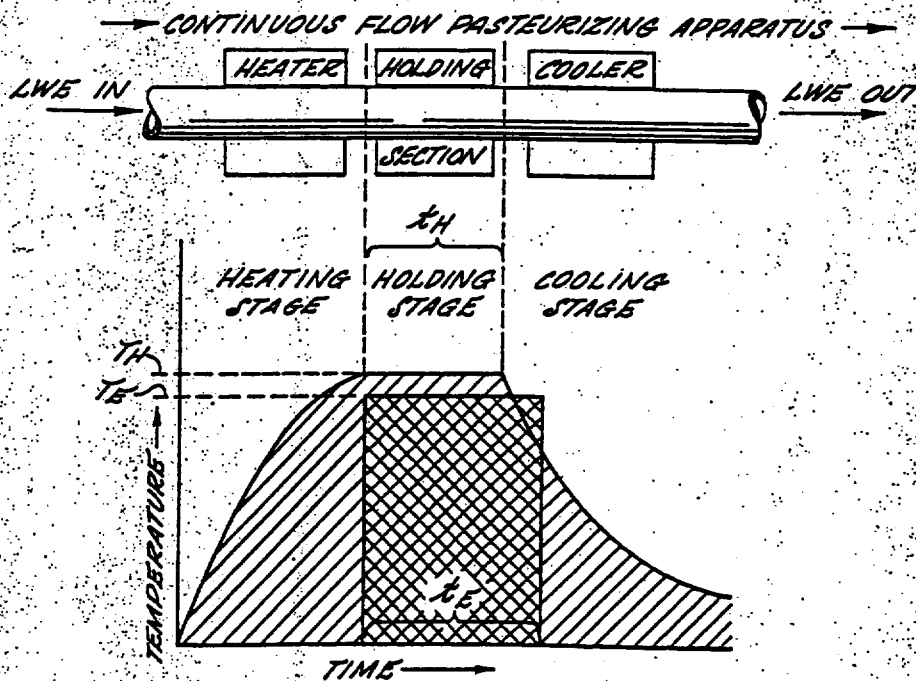


Fig. 2.

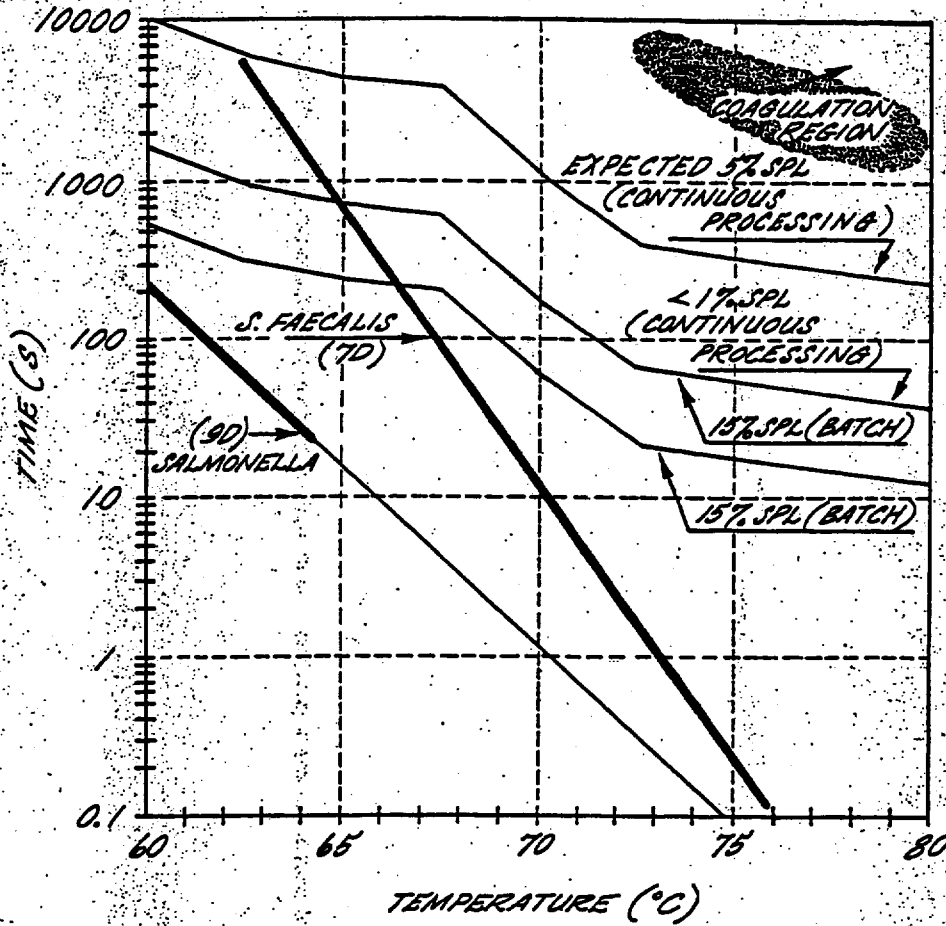


FIG. 3.



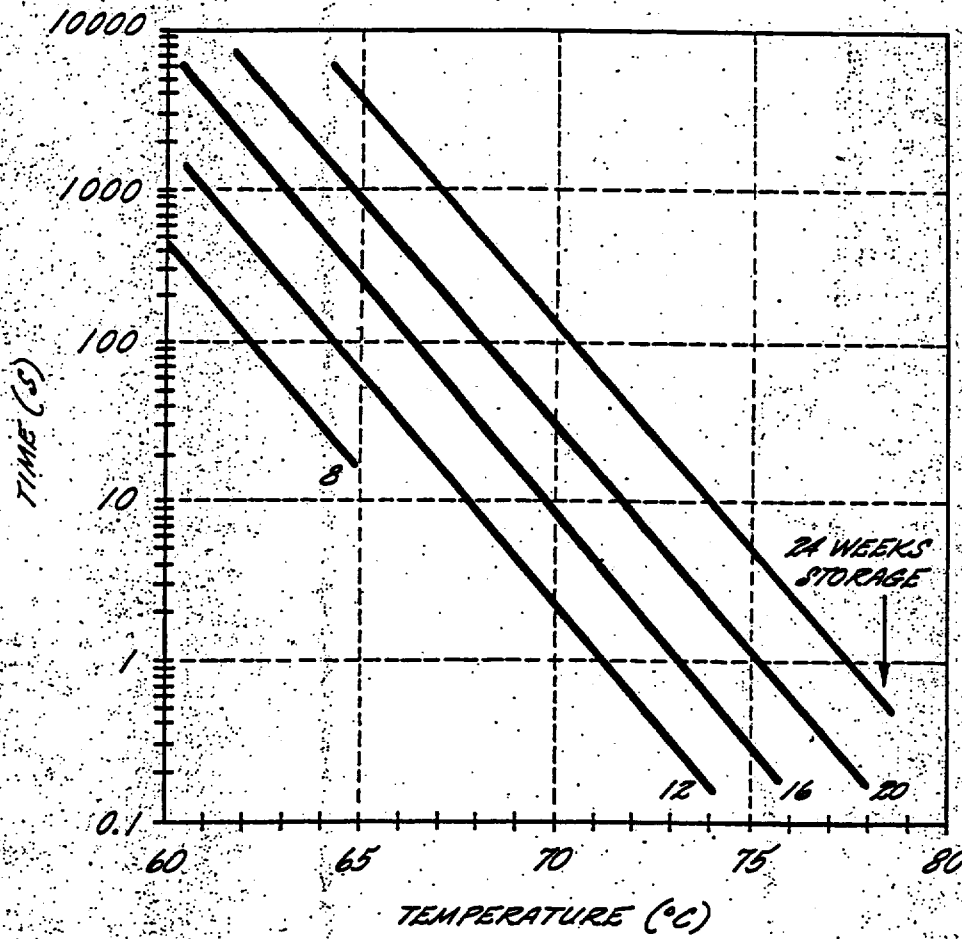


FIG. 4.

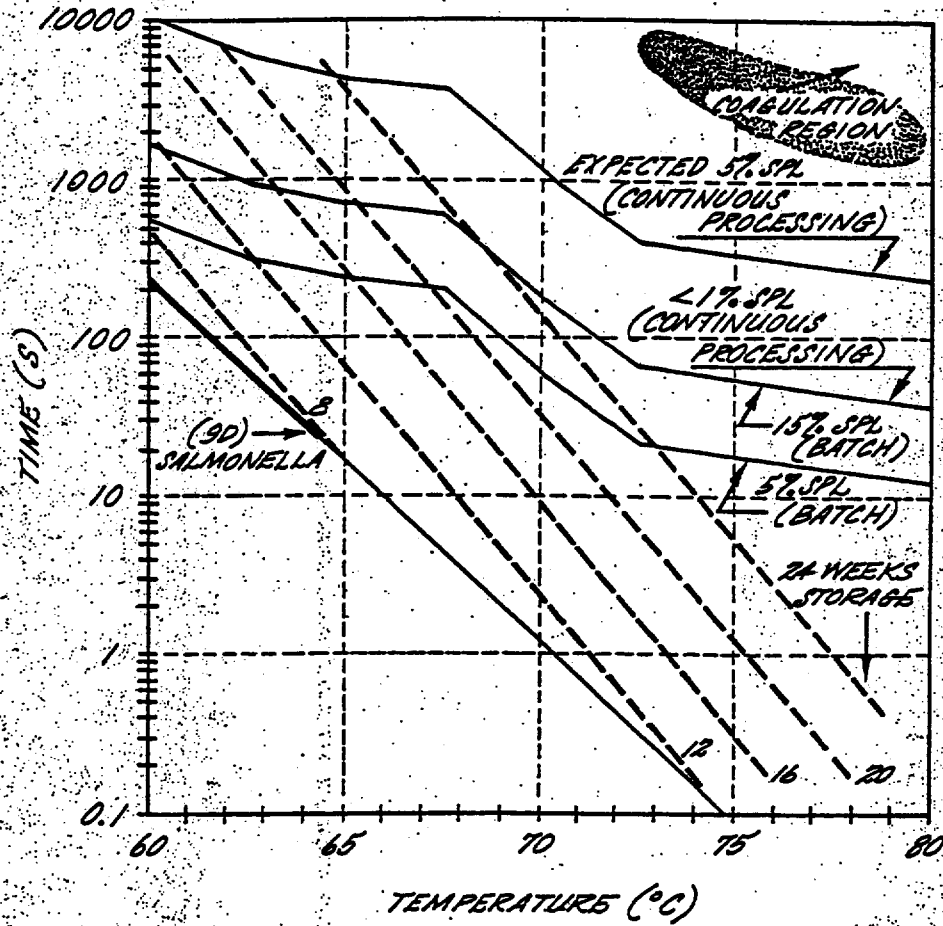


FIG. 5.

## METHOD FOR THE ULTRAPASTEURIZATION OF LIQUID WHOLE EGG PRODUCTS

### DESCRIPTION OF THE INVENTION

The present invention relates to the pasteurization of liquid whole egg products generally, and particularly relates to ultrapasteurization methods which can be used to produce liquid whole egg products which have good functional properties and which have extended refrigerated shelf lives.

### BACKGROUND OF THE INVENTION

The U.S. egg industry produced more than 300 million pounds of frozen pasteurized egg products in 1985. The relatively mild pasteurization processes used are designed to eliminate *Salmonella* from eggs for all practical purposes, but do not destroy organisms capable of spoiling egg products held under refrigerated temperatures above freezing. The survival of spoilage organisms in pasteurized egg, coupled with conventional packaging technology, results in products with limited shelf life (7-14 days at 40° F.) that require freezing and frozen distribution systems for preservation. Freezing is cost intensive, lowers the functional quality (flavor, performance, etc.) of the egg product, and results in an inconvenient product that requires thawing prior to use.

Standard pasteurization practices for liquid whole egg products are generally discussed in the *Egg Pasteurization Manual* (USDA Agricultural Research Service 1969). See also U.S. Pat. No. 3,949,099 to Kaufman, at column 1, lines 46-58 (summarizing pasteurization processes). The *Egg Pasteurization Manual* notes that experiments conducted in England to establish treatment conditions used there, which were carried out in a high temperature, short time pasteurization unit, included trials with holding times of two and one-half minutes and temperatures up to 151 degrees Fahrenheit (66.1 degrees Centigrade). The functional quality of these eggs is not discussed; however, it is noted that England adopted a lower temperature of 148 degrees Fahrenheit as a treatment condition. The Manual observes that such "severe" treatments help increase the stability of egg products in liquid form, but does not teach how this can be accomplished without sacrificing desirable functional properties of the products. For other types of egg products which are more heat stable, pasteurization temperatures as high as 152 degrees Fahrenheit (66.67 degrees Centigrade) have been reported. Again, little is known about how to ultrapasteurize (decrease the number of spoilage microorganisms to levels lower than obtained with a pasteurization procedure) these products by heating without sacrificing functional performance.

Higher temperatures than those investigated in England have been explored. See e.g., Essary, E. O., Rony, P. R., and Collins, W. F., *New uses of heated aseptically packaged fluid egg products*, Report to the American Egg Board (1983). This work suggested that merging techniques of ultrapasteurization with aseptic packaging can be accomplished to yield safe, stable, and functional liquid whole egg. This research suggested and used a heat exchanger operated in laminar flow to process whole egg at elevated temperatures, and used an ethylene oxide-flashed glove box to aseptically package the product (neither device approved for the commercial production of a salable product). Holding temperatures of up to 154 degrees Fahrenheit (67.8 degrees

Centigrade) were reported. The results of this pioneering work demonstrated the possibility of extending the refrigerated shelf life of liquid whole egg products, but did not enable the commercial production of a refrigerated product which could be sold to consumers.

To carry out ultrapasteurization of liquid whole egg products on commercial equipment, the time and temperature parameters of the thermal treatment must be selected with care. Arbitrary increases in thermal treatment will likely produce a functionally unacceptable product, or—even worse—coagulation of the product and blockage of the pasteurizing equipment. Because such pasteurizing equipment operates at high pressures (e.g., 1,500 p.s.i. and more) the consequences of blockage are serious. For these reasons, it is essential to know how liquid whole egg products respond to various thermal treatments before experimenting with the production of these products on commercial equipment.

Because this essential information was not available, Hamid-Samimi investigated the time and temperature parameters which should be used in commercial equipment to obtain a functionally acceptable, ultrapasteurized, liquid whole egg product. M. H. Hamid-Samimi, *Criteria Development for Extended Shelf-Life Pasteurized Liquid Whole Egg*, Ph.D. Thesis, North Carolina State University (1984). This research was carried out at the laboratory bench, with a Brookfield viscometer, which processed the product in small batches rather than continuously. Processing times and temperatures defining thermal treatments producing a soluble protein loss (SPL) of up to 5% from the product, as an upper limit, were suggested as producing a functionally acceptable product. The suggested 5% SPL limit was defined by a graph line in the thesis: this line is reproduced herein in FIG. 3 as the 5% SPL (Batch) line. Time and temperature values tested by other investigators which were believed to be the limits of pasteurization are summarized in M. H. Hamid-Samimi and K. R. Swartzel, *J. Food Processing and Preservation* 8: 219, 221 FIG. 1 (1984). All are below the 5% SPL (Batch) line.

The present inventors sought to test the predictions of Hamid-Samimi by ultrapasteurizing liquid whole egg on continuous flow, high temperature, short time pasteurization equipment. It was unexpectedly found that functionally acceptable liquid whole egg can be produced at times and temperatures greater than previously believed. These findings, which will be explained in detail below, enable the commercial production of functionally acceptable products with longer refrigerated shelf lives than heretofore available. As will also be explained below, discovery of these unexpected results has led to the identification of several steps which should be taken to produce ultrapasteurized liquid whole egg products that have superior functional properties.

The object of the present invention, in short, is to provide liquid whole egg products for refrigerated distribution which have greatly reduced levels of spoilage microorganisms, while still having good functional properties.

### SUMMARY OF THE INVENTION

This object is achieved by a method for ultrapasteurizing liquid whole egg products. The method comprises passing the liquid whole egg product as a continuous stream through a pasteurizing apparatus, during which the liquid whole egg product is heated to a pre-

determined real temperature. The method is practiced so that the total thermal treatment received by the liquid whole egg product is described by an equivalent temperature and an equivalent time (these terms are explained in detail below) defining a point above the 5% SPL (Batch) line of FIG. 3, but insufficient to cause coagulation of the product.

Also disclosed herein is a method of making a packaged liquid whole egg product characterized by a preselected refrigerated shelf life of from about four weeks to about 36 weeks. This method comprises passing the liquid whole egg product as a continuous stream through a pasteurizing apparatus, during which the liquid whole egg product is heated for a predetermined time and to a predetermined temperature. The predetermined time and the predetermined temperature are chosen to impart the preselected shelf life to the liquid whole egg product. After it is heated, the liquid whole egg product is aseptically packaged.

Preferably, the continuous stream of liquid whole egg product referred to in each of the methods above is at least periodically subjected to turbulence while it is heated. The liquid whole egg products are also, preferably, homogenized after they have been heated. In addition, the methods described above are more narrowly described as methods in which the liquid whole egg product is heated to a predetermined holding temperature, then maintained at said predetermined holding temperature for a predetermined holding time, and then cooled.

#### BRIEF DESCRIPTION OF THE DRAWINGS

FIG. 1 is a schematic diagram of a continuous flow pasteurizing apparatus suitable for carrying out the present invention.

FIG. 2 is a diagram illustrating the differences and relations between real holding times and holding temperatures, and equivalent times and equivalent temperatures for describing total thermal treatments, in continuous flow pasteurizing equipment.

FIG. 3 is a graph showing time and temperature regions for the ultrapasteurization of liquid whole egg products.

FIG. 4 is a graph showing equivalent times and equivalent temperatures that give particular refrigerated shelf lives for liquid whole egg.

FIG. 5 is a combination graph in which FIGS. 3 and 4 are superimposed, with the *S. faecalis* line removed.

#### DETAILED DESCRIPTION OF THE INVENTION

Thermal treatments simultaneously produce beneficial and undesirable changes in food products. Knowledge of kinetic methods, and how they can be applied to the mechanics of designing a thermal process, aids in attaining food quality retention and process efficiency. Determining the time and temperature requirement for a thermal process depends upon destruction of spoilage and disease causing microbial spores while minimizing undesirable physical, chemical and biological transformations that occur within the product.

As schematically shown in FIG. 1, with arrowheads indicating direction of flow, continuous flow thermal processing equipment comprises heating, holding, and cooling sections. The thermal treatment received by the product in the heating and cooling stage, (illustrated in FIG. 2), is oftentimes not considered: instead, only the holding time ( $t_H$ ) and holding temperature ( $T_H$ ) are

considered. However, when products are pasteurized in such equipment at higher temperatures and shorter times, as is taught herein, the contribution of the heating stage, and perhaps the cooling stage, to the total thermal treatment of the product becomes significant, and must be accounted for if a product with good functional qualities is to be obtained and coagulation during pasteurization is to be avoided. It is accordingly recommended that the equivalent point method for evaluating thermal treatments be applied in practicing the present invention. As explained in detail below, this method describes the total thermal treatment received by a product in continuous flow equipment with one equivalent time ( $t_E$ ) and one equivalent temperature ( $T_E$ ) (see FIG. 2).

Procedures for use of the equivalent point method for analyzing the thermal effects on products during continuous flow heating have been previously outlined (Swartzel, 1982, *J. Food Sci.* 47:1886 and Swartzel, 1986, *J. Agric. Food Chem.* 34:397) and are known to those skilled in the art. This method differs substantially from previous methods in that all other methods define the thermal treatment based upon a single factor such as enzyme inactivation, microbial destruction, protein denaturation, nutrient loss, etc. The problem with these other methods is that a physical and/or chemical effect (flavor, color, product separation and gelation during storage if thermally related) may actually be the shelf life limiting factor.

The unique feature of the equivalent point method lies in the fact that, for any thermal curve, one equivalent time and equivalent temperature combination exists (see FIG. 2). This equivalent time and temperature combination will yield the exact thermal effect on all constituents within the product as would the original thermal curve. This unique time and temperature combination is not dependent on individual constituent kinetics, as are all previous thermal evaluation procedures (it is independent of constituent activation energy).

To determine the equivalent point of a thermal system, a complete thermal history of the treatment must be available. This is obtained by measuring mixed mean product temperatures at various locations (entrance to the heat exchanger, exit of the heat exchanger and at least two locations inside the heat exchanger). Time is calculated by correlating mean residence time with location of the temperature probe. With heat exchangers into which it is difficult or impractical to insert thermal probes, time-temperature curves are calculated based on knowledge of the product's physical characteristics and on the geometry of the processing equipment.

With available time-temperature curves and a basic knowledge of kinetic relationships, equivalent points can routinely be calculated. The log of a product constituent concentration ratio (initial concentration divided by concentration after treatment) is set equivalent to the integration of that constituent's Arrhenius equation (or any other appropriate function describing the temperature dependency of the rate of the reaction associated with the constituent change) for the particular time-temperature interval (thermal history previously defined). For a given activation energy each section of a thermal treatment (heating, holding, and cooling) will produce a unique thermal constituent concentration ratio. For the different sections the effect may be summed. For the original activation energy selected, a linear infinite log (time)-temperature relationship exists.

Any and all of these infinite time and temperature combinations would produce the same thermal effect on a constituent (with the same activation energy) as during the original thermal treatment. By reexamining the original thermal curves with different activation energies a series of infinite linear log (time)-temperature relationships are developed (one line in a log (time)-temperature plot per activation energy). Uniquely all lines intersect at one point. This unique time-temperature is the equivalent point for the original thermal curve. It accounts for all thermal treatment and is used to accurately predict constituent change, or product characteristic.

FIG. 3 sets forth thermal treatments which should be used to ultrapasteurize liquid whole egg products. Thermal treatments defined by points above the 5% SPL (Batch) line have not heretofore been suggested. For practicing the present invention in continuous flow processing equipment, the thermal treatment is described by a point on FIG. 3 defining an equivalent time and an equivalent temperature, as explained above. The thermal treatment should be more than sufficient to pasteurize the liquid whole egg product. "Pasteurize" means to cause a nine log cycle (9D) or 99.9999999% reduction in Salmonella in the product being treated. The thermal treatment should be insufficient to cause the liquid whole egg product to coagulate. The thermal treatment should more particularly cause not more than a 15% soluble protein loss (SPL) in the liquid whole egg product being treated, and will preferably cause not more than a 5% soluble protein loss in the product being treated. The expected 5% SPL (continuous processing) line on FIG. 3 indicates approximately the upper limit on thermal treatments which can be tolerated without sustaining more than a 5% soluble protein loss (the exact location of this line for any one process will depend on the physical factors discussed below). More preferably, the thermal treatment will be designed to produce not more than about a 1% soluble protein loss from the product. As shown in FIG. 3, equivalent times and equivalent temperatures defining points along the line previously believed to represent the line at which a 15% soluble protein loss would be obtained (the 15% SPL (Batch) line), are now known to represent thermal treatments which produce ultrapasteurized products having less than a 1% soluble protein loss under continuous flow.

The line defining thermal treatments causing a seven log cycle reduction in the spoilage bacteria *Streptococcus faecalis* is labeled in FIG. 3 as the *S. faecalis* (7D) line. The *S. faecalis* line has a steeper slope than the several SPL lines. This illustrates that thermal treatments employing higher temperatures and shorter times are preferred for practicing the present invention. Thus, holding soluble protein loss constant (so that treatment time must be decreased as treatment temperature is increased), thermal treatments in which the product is subjected to treatment temperatures of about 67.0 degrees Centigrade or more are preferred to thermal treatments in which the product is subjected to treatment temperatures of 65° C.; treatment temperatures of about 69.0° C. or more are preferred to treatment temperatures of 67° C.; treatment temperatures of about 71.0° C. or more are preferred to treatment temperatures of 69° C.; treatment temperatures of about 73.0° C. or more are preferred to 71° C.; and so on. The foregoing statement is true whether the real temperatures (or holding temperatures) of the processes are being compared, or

equivalent temperatures are being compared (thus the term "treatment temperature" is used to encompass both).

Treatment temperatures are primarily limited by the ability to accurately time the duration of the thermal treatment: as temperature is increased the treatment time must be decreased, and shorter treatment times are more difficult to administer with precision. Generally, equivalent temperatures not more than about 90° C. are preferred, and equivalent temperatures not more than about 80° C. are more preferred.

Desirable thermal treatments for practicing the present invention can also be described with reference to the *S. faecalis* lines. Preferably, the thermal treatment will define a point above the *S. faecalis* (7D) line, and more preferably the thermal treatment will define a point above the *S. faecalis* (9D) line. While this latter line is not plotted in FIG. 3, it can be plotted in accordance with the equations given below.

Equations for lines in the figures are as follows, where  $t$  = time in seconds,  $T$  = temperature in degrees Centigrade, and  $n$  = number of decimal reductions. Salmonella line:  $\log(t) = 15.96 - 0.227(T)$ . *S. faecalis* lines:  $\log(t) = 24.62 + \log(n) - .346(T)$ . % SPL lines:  $\log(t) = \log(\%SPL) + a - b(t)$ , where  $a$  and  $b$  are given in Table 1 below:

TABLE I

T range °C.	a (for Batch lines)	b	a (Expected) (for continuous flow lines)
60-62.5	7.494	0.091	1.761
62.5-67.5	4.103	0.037	1.370
67.5-72.5	14.68	0.194	15.942
72.5 and above	3.014	0.033	4.281

These equations can be used to extend the teaching of the figures beyond their depicted scope.

The liquid whole egg product is preferably heated by contacting the product to a heated surface. The heated surface is comprised of a corrosion-resistant, nontoxic and nonabsorbent material such as stainless steel. Standards for evaluating the acceptability of such product contact surfaces (the 3-A Sanitary Standards) are known and established. See, e.g., *Egg Pasteurization Manual*, supra, at 27.

To obtain a product with reduced amounts of spoilage microorganisms, the pasteurizing apparatus should be sterilized before the liquid whole egg product is passed therethrough. Sterilizing is preferably accomplished by passing hot water under pressure through the pasteurizing apparatus, as is known in the art, so that, among other things, hot water is contacted to the heating surface at a temperature and pressure and for a time sufficient to sterilize the heating surface.

In addition, the product, after ultrapasteurization, should be aseptically packaged. Aseptically packaged means packaged to the exclusion of microorganisms other than those carried by the liquid whole egg product. Equipment suitable for aseptically packaging liquid whole egg products is commercially available.

FIG. 4 illustrates the refrigerated shelf life of liquid whole egg after it is ultrapasteurized and aseptically packaged, as explained above. The term "refrigerated," as used herein, means stored at a temperature of 4° C. Time and temperatures for points on each line represent equivalent times and temperatures, as also explained above. A liquid whole egg product having a preselected

shelf life of from about 4-36 weeks is made by selecting a point on a line or in a region which will provide the desired shelf life, determining the equivalent time and equivalent temperature which correspond to the point selected, and—preferably through the use of the equivalent point method—establishing the operating conditions on the particular pasteurizing apparatus being used that will provide the selected thermal treatment. Products having shelf lives not depicted in FIG. 4 are made by extrapolating the teachings of the figure, in light of the teachings above. Preferably, this process is carried out in pasteurizing apparatus which has been sterilized before the liquid whole egg product is passed there-through, as explained above, to produce products having shelf lives of about eight weeks or more. In addition, it will be appreciated that longer shelf lives are generally obtained at the expense of greater levels of soluble protein loss. Thus, if product distribution systems do not require otherwise, products with shelf lives of up to about 32 weeks are preferred, and products with shelf lives up to about 24 weeks are more preferred.

FIG. 5 combines portions of FIGS. 3 and 4. It shows how the thermal treatments selected to provide a desired shelf life can at the same time be selected to provide products with good functional properties. More particularly, thermal treatments can be selected which produce liquid whole egg products having the desired shelf life and a soluble protein loss not greater than 5%.

The foregoing graphs have been presented to aid the understanding of the present invention. Some variation about the plotted lines is to be expected when the present invention is practiced on different equipment, or with different products. These graphs are accordingly not to be taken as limiting the present invention, as departures could be made therefrom while still capturing and benefitting from the teachings of the invention.

To obtain a superior ultrapasteurized liquid whole egg product, the contact time of the liquid product to heated surfaces during pasteurization should be reduced. More particularly, every particle of liquid whole egg product should be in contact with the heated surface or surfaces of the unit in which the product is heated for a total time less than the residence time of the particle in the heating unit. (The term "particle" as used herein has its standard meaning in the egg pasteurization field. See, e.g., 7 C.F.R. §59.570(b) (1985)). This is accomplished by mixing the product at least periodically while it is being heated. In a continuous flow pasteurizing apparatus, such mixing is accomplished by introducing turbulence into the stream of the product at least periodically while it is being heated, as discussed below. Other steps which are preferably employed to reduce fluid element contact time to heated surfaces include providing portions of the thermal treatment in which fluid elements are not in contact with heated surfaces, such as by providing a portion of the thermal treatment in a holding section, and by providing heated contact surface area to product volume ratios of less than 18 cm<sup>2</sup>/cm<sup>3</sup> (Thus the surface area to volume ratio is preferably less than about 10, and is more preferably in the area of about 2).

It is also desirable to induce physical forces to make the product more homogeneous prior to thermal treatment, such as by inducing shear forces capable of reducing protein and fat unit size. This is preferably accomplished by dispersing the product prior to heating. Dispersing may be carried out with dispersing valve or with a timing pump, as is known in the art. Such treat-

ment advantageously reduces fouling, and serves to reduce any tendency of the product to coagulate. Such a dispersing step may be carried out by conducting a more rigorous homogenization step, but it is recommended that such more expensive homogenizing equipment be used as described below.

It is preferable that a homogenization step after heating be included. The term "homogenized," as used herein, means to subject the product to physical forces to reduce particle size. Such procedures are known in the art, and may be carried out on different types of equipment. It is preferable to carry out this homogenizing step with homogenizing equipment at total pressures of about 1,000 p.s.i. or more. Pressures of about 1,500 p.s.i. or more are more preferred, and pressures of 2,000 p.s.i. or more are still more preferred.

Of these steps, it is particularly desirable to mix the liquid whole egg product at least periodically while it is heated. As noted above, in continuous flow equipment mixing is carried out by at least periodically subjecting the stream of liquid whole egg product to turbulence while it is heated. Turbulence, which is the mixing of particles over the cross-section of the product stream, is discussed in the *Egg Pasteurization Manual* at pages 6-8. Such turbulence is characterized by a Reynolds number greater than about 2,300, and preferably greater than about 4,600. Commercial high temperature, short time pasteurizing units are available which at least periodically impart turbulence to the stream of product being pasteurized while the product is being heated. For the purposes of the present invention, greater levels of turbulence are preferred. Thus the liquid whole egg product is preferably subjected to turbulence for a major portion of the time it is heated. Plate heat exchangers, trombone heat exchangers, spiral heat exchangers, and scrape surface heat exchangers are illustrative of the types of known heat exchangers which can be used to subject liquid whole egg products to turbulence while they are heated. The physical forces induced in scrape surface heat exchangers are generally thought of as "mixing," but these exchangers induce turbulence at least in regions of the product stream, and are therefore considered to induce turbulence for purposes of the present invention.

Examples of whole egg products which can be pasteurized in liquid form by the method of the present invention include whole egg, fortified whole egg (whole egg with added yolk), salt whole egg (e.g., salt 10%), sugar whole egg (e.g., sugar 10%), blends of whole egg with syrup solids, syrups, dextrose and dextrans and/or gums and thickening agents, blends of whole eggs with less than 1% sugar and/or salt, scrambled egg mixes (for example, a mix of about 51% egg solids, 30% skim milk solids, 15% vegetable oil and 1.5% salt), reduced cholesterol egg products and blends thereof, custard blends, and the like. Products which are extremely sensitive to thermal processing and which are particularly suitable for ultrapasteurization by the present invention include, for example, liquid whole egg and blends thereof (less than 2% added nonegg ingredients), fortified whole egg and blends thereof (24-38% egg solids, 2-12% added nonegg ingredients), liquid salt whole egg, liquid sugar whole egg, and other liquid whole egg blends which are 24-38% egg solids and 12% or less of added nonegg ingredients. Terms used herein have their standard meaning in accordance with industry and regulator usage. See, e.g., 7 C.F.R. §59.570(b) (1985).

The invention having been explained in general terms above, the following examples are provided to further illustrate the invention.

#### EXAMPLES 1-10

**Raw Egg Product.** Raw liquid whole egg was obtained from a local breaking plant (Gold Kist, Durham, N.C.). The egg was taken from their raw holding tank which was agitated to thoroughly blend approximately 30,000 pounds of egg. The egg was manually filled into 13.6 kg (30 lb) metal cans and were kept refrigerated before being transported 13.2 km (20 mi) to our laboratory in an insulated truck. The egg was held overnight at 4° C. (40° F.) or allowed to stand at room temperature for up to 12 hours to achieve higher bacterial numbers.

**Thermal Processes.** The time-temperature processes used in this study were designed to be equal to or more severe than minimum conditions defined by the 9D line for the destruction of *Salmonella* in whole egg (USDA, 1969) and within predetermined limits of denaturation of egg protein defined as percent soluble protein loss (%SPL) by Hamid-Samimi et al., *J. Food Sci.* 49:132 (1984). The objectives of this design were to provide *Salmonella* negative whole egg with a low number of surviving spoilage organisms while retaining adequate functional properties.

The thermal processing system used is outlined in FIG. 1. It consisted of a plate-type heat exchanger for preheat, various modifications of the No-Bac Unitherm model XLV (Cherry Burrell Corporation, Cedar Rapids, Iowa) to achieve different holding times, an aseptic homogenizer operated at 10.34 mPa (1,500 p.s.i.), and an aseptic packaging system (Model AB-3-250, Tetra Pak Inc., Dallas, Tex.). The flow rate was  $2.89 \times 10^{-4} \text{ m}^3/\text{sec}$ . (275 GPH) with heating, holding, and cooling pipe diameters of 12.45 mm ID (1/2" nominal) stainless steel.

Before each process the entire system was sterilized at 121° C. for 30 minutes using hot water in the product section and steam in the heating media section and then cooled. The product and heating media temperatures were recorded for evaluation of the thermal effect of the heating section and to determine the total thermal effect. Swartzel, *J. Agri. Food Chem.* 34:396 (1986). The temperatures were measured using Type T thermocouples with an electronic data logger (Model 9302, Monitor Lab., Inc., San Diego, Calif.). Each thermocouple probe was scanned every 30 seconds (one minute for process #1) and the readout sent to a computer for analyses. The specific locations of the thermocouples in the system were as described by Swartzel and Jones. Paper No. 84-6006 of the American Society of Agricultural Engineers (1984).

Approximately one hour prior to initiation of each process, 408.2 kg (900 lb) of raw egg were transferred from the metal cans to a 568 l (150-gal) vessel (Creamery Package Mfg. Co., Chicago, Ill.) and then mixed at room temperature with the stirring propeller at ca. 30 r.p.m. This volume of egg required approximately 20 minutes to process, therefore the last liter of egg was processed not later than 80 minutes after being removed from the cooler. Nine processes designated 1, 2, 3, 4, 5, 6, 7, 8, and 9 were run. Process 6 was repeated and designated 6.1. They were conducted two days apart on egg picked up on the same day. Egg for processes 6.1 to 9 were held at room temperature for not more than 12 hours to achieve a higher initial microbial load. All egg

incubated at room temperature was chilled to 4° C. (40° F.) prior to processing.

After holding the egg at the scheduled process time and temperature and prior to packaging, the temperature was reduced to less than 10° C. (50° F.) in less than 26 seconds. Occasionally, due to technical difficulties it was not possible to cool the processed egg to below 10° C. In those instances the processed egg was moved into a freezer at -20° C. for 20 minutes after packaging. The packaging material was a low oxygen permeable laminate of polyethylene, paper, and aluminum foil formed into 250 ml containers (Tetra pak aseptic filler model AB-3). Each package was dated and coded so that egg processed in the first seven minutes, the second seven minutes, and the remaining time were numbered 1, 2, and 3, respectively. The processed and packaged egg was held overnight at 4° C. (40° F.) prior to obtaining samples and being distributed for four and 10° C. storage.

**Sampling.** Samples of raw egg for physical, chemical, and functional testing were aseptically removed from the mixing vat approximately 30 minutes prior to processing. The samples were then held overnight at 4° C. for evaluation with the pasteurized egg. Pasteurized samples were obtained on the day after processing or at selected times during storage at four and 10° C. Analyses were made on the combined contents of three or four individual packages representing the first, second, and third portions of each process run. When four packages were required, two packages from the middle portion of each process were used. Any sediment on the bottom of the cartons was scraped out and mixed into the egg by magnetic stirring.

**Chemical Assays.** The pH of the product was determined with a Fisher Accumet pH meter, model 600, equipped with a calomel reference and glass indicating electrodes. Solids were determined in triplicate by weighing two ml samples into disposable aluminum pans and drying in a forced draft oven for 24 hours. The AOAC (1985) microKjeldahl procedure was used to determine protein content of the samples. The extent of denaturation was estimated by determining the loss of soluble protein as described by Hamid-Samimi et al., supra, and the alpha-amylase activity of the egg was determined as described by Shrimpton and Monsey, *J. Hyg.* 60:153 (1962).

**Sponge Cakes.** True sponge cakes were made by using half of the amounts of ingredients listed following the procedures given by Gorman and Ball (1986) (Chapter 15 in *Egg Science and Technology*, 3rd Ed., W. J. Stadelman and O. J. Cotterill, Eds., AVI Publishing Co., Inc. Westport, Conn.) with the omission of vanilla. Two separate batches of batter were mixed for each treatment and 340 g of batter was weighed into rectangular pans (21.5 x 11.5 x 6.5 cm, id.). Cakes were baked at 191° C. for 25 minutes, inverted on a wire rack and allowed to stand at room temperature overnight. Heights were determined from the mean of four measurements along the center line of the long axis of the cake. Cakes were then kept in plastic bags for further rheological evaluations.

Textural properties of the cakes were evaluated using an Instron Universal Testing Machine (Model 1122, Instron Engineering Corporation, Canton, Mass.). A plate was connected to a 2000-g load cell and positioned at the surface of the 5-cm cube of cake. The cross head and chart speeds were 200 mm/min and 100 mm/min, respectively. Three samples from each cake were sub-



jected to deformation-relaxation cycles. The cubed cake samples were kept in a plastic bag before and after each test. The water activity of the cake samples were determined by placing three Durotherm (Lufft, West Germany) water activity meters in the plastic bag. Each meter was calibrated daily with a solution of barium chloride (aW 0.90 at 20° C.).

Custards. Duplicate custards of the flan type were made. Ingredients were 190-ml evaporated milk, 196-g sweetened condensed milk, 125-g whole egg, 50-g water, and one teaspoon vanilla. All ingredients were blended in a Waring blender at low speed for one minute and 360-g were weighed into a rectangular pan (14.3×8.0×5.6 cm, id.) which had been sprayed with "PAM" (Boyle-Midway, Inc., New York, N.Y.). Pans were placed in a tray containing 2.5-cm water and baked at 191° C. for 40 minutes. After overnight storage at 10° C., height of the custard in the pan was determined from the mean of three measurements made and with calipers along the center line of the long axis of the custard. Custards were removed from the pan after the sides were loosened with a spatula and allowed to stand at room temperature for 45 minutes. Height was again determined and percent sag was calculated according to Gardner et al. Poultry Sci. 61:75 (1982). Custards were stored in plastic bags at 10° C. for rheological evaluation.

The flat plate described above for evaluation of cake texture was replaced with a 10.5 mm diameter rod with a semispherical tip and force-deformation curves to failure were obtained for each custard. Cross head speed was 100 mm/min and all other parameters were the same as used in evaluations of the cakes. Five values were averaged to obtain the penetration force (F1) for each custard.

Organoleptic Evaluation. Flavor of processed and stored egg was evaluated by one judge using the USDA palatability score (Laboratory Methods for Egg Products, USDA, Agricultural Marketing Service Poultry Division, Grading Branch, Washington, D.C. 20250 (1984)).

Thermal Process. The process times and temperatures used in this study are presented in Table 2.

TABLE 2

Proc. No.	Actual, Equivalent Times and Temperatures, Calculated Heating Value of Treatments and Predicted % SPL Based on Heating Value. <sup>a</sup>					
	Actual		Equivalent		Heating Value <sup>b</sup> (G × 10 <sup>-2</sup> )	Theoretical % SPL <sup>c</sup>
	Time (Sec.)	Temp. (°C.)	Time (Sec.)	Temp. (°C.)		
1	26.2	63.7	30.4	63.1	6.1	0.52
2	92.0	63.8	97.5	63.3	20.8	1.74
3	192.2	63.3	192.4	63.1	72.8	5.97
4	9.2	67.8	15.7	66.5	8.4	0.71
5	54.9	68.2	63.0	67.5	44.6	3.70
6	123.0	68.3	125.5	67.9	99.4	8.10
6.1	123.0	68.9	129.0	68.4	117.6	9.50
7	2.7	71.5	9.5	68.5	8.9	0.75
8	30.1	72.2	36.5	71.5	78.9	6.46
9	36.7	72.0	62.5	71.8	146.8	11.70

<sup>a</sup>See Swartzel, J. Food Sci. 67:1886 (1982), and Hamid-Samimi et al., supra (1984) for descriptions of heating values and % SPL.

<sup>b</sup>G values are determined based on activation energy for SPL.

<sup>c</sup>Based on laboratory bench data.

The 10 processes, numbers 1-9, were performed in the same chronological order as they are numbered. After gaining process experience and as the result of evaluations during the study, it was determined that longer holding times and temperatures than expected could be used. The actual temperatures reported in Table 3 are the averages of temperature readings, every 30 seconds,

of the temperature probes at the beginning and end of the holding tube.

Equivalent times and temperatures as well as holding times and temperatures are set forth in Table 2. It can be seen that equivalent times are generally longer than the corresponding holding times, and equivalent temperatures are generally lower than the corresponding holding temperatures. At longer times, the differences between corresponding holding temperatures and equivalent temperatures are smaller.

The calculated heating value, G, shown in Table 2, gives a means for making a comparison of the relatively severity of the different processes. Processes 9, 6.1, 6 and 8 had the highest G values, respectively. The percent SPL based on the heating value (G) are also shown in Table 2.

Chemical Properties of Processed Egg. The results of alpha-amylase activity assays (Table 3) confirms that the enzyme is inactivated by mild heat processes. Table 3 shows that the thermal processes used did not affect protein content or the soluble protein content.

TABLE 3

Process No.	Thermal Effects on Alpha-Amylase Activity, Protein Content and % Soluble Protein.						% Soluble Protein <sup>c</sup> (From Absorbance)
	Alpha-Amylase <sup>a</sup>			MicroKjeldahl <sup>b</sup>			
	Raw	UHT	Plant	Raw	UHT	Plant	
1	0.045	0.048	0.099	13.10	11.60	13.1	86.2
2	0.033	0.388	—	12.59	11.96	—	102.3
3	0.055	1.050	—	11.67	11.32	—	101.3
4	0.029	0.031	0.137	11.83	11.79	11.51	101.1
5	0.046	1.000	—	10.19	10.13	—	100.3
6	0.053	1.120	—	12.27	12.34	—	100.9
6.1	0.040	1.130	—	12.70	12.54	—	103.3
7	0.052	0.764	—	12.37	12.53	—	104.5
8	0.063	1.000	—	11.19	11.42	—	100.4
9	0.060	1.170	—	11.74	11.77	—	100.7

<sup>a</sup>Alpha-Amylase data is reported as the absorbance at 585 nm. Activity is inversely related to absorbance.

<sup>b</sup>MicroKjeldahl data is reported as percent protein.

<sup>c</sup>Absorbance at 280 nm of heated egg/control (raw) egg in solution as described by Hamid-Samimi et al., supra (1984).

The chemical data indicate that the processes did not result in extensive damage to the egg proteins. The predicted percent soluble protein losses (Table 3) were based on studies conducted with small amounts of egg (1 ml) being heated in the cup of a Brookfield viscometer (Hamid-Samimi et al., supra, 1984). The egg was heated while various shear rates were applied to simulate egg under dynamic conditions that exist in conventional heat exchangers. Thus, this work revealed that the model system resulted in prediction equations that underestimated the thermal treatments that liquid whole egg products could tolerate while still obtaining products with good functional properties. Analysis of the causes of these unexpectedly good results led to the guidelines discussed above which should be followed to obtain functionally superior ultrapasteurized products.

Function of Processed Eggs. The functional properties of the processed eggs agreed with the physical and chemical results. Based on the data presented in Tables 4 and 5 for nonstored egg, there appeared to be very little heat effect on the performance of the ultrapasteurized egg relative to raw or commercially pasteurized egg. Cake height as an indication of the leavening ability and force to deform, springiness, and relaxation parameter (Peleg and Normand, Rheologica Acta



22:108 (1983)) as indicators of textural properties were very similar for all egg examined.

TABLE 4

Functional Properties of Cakes for Control (Raw), Ultra-pasteurized (UP) at Zero Day Storage, and Commercially Pasteurized Eggs (Plant).						
Variable	Treat- ment	Mean	Minimum	Maximum	n	C.V.
Maximum Force <sup>a</sup> (N)	Raw	10.02	7.79	13.70	10	17.3
	UP	10.49	9.18	12.91	10	10.5
	Plant	9.73	9.56	9.91	2	2.5
Relaxation <sup>b</sup> Parameter	Raw	0.394	0.379	0.417	10	3.24
	UP	0.410	0.395	0.442	10	3.34
Springiness <sup>c</sup>	Raw	0.83	0.81	0.86	10	1.94
	UP	0.83	0.81	0.87	10	2.47
	Plant	0.82	0.81	0.82	2	1.32
Cake Height (mm)	Raw	65.1	63.3	66.7	10	1.66
	UP	61.7	55.1	63.5	10	5.26
	Plant	64.3	64.7	64.8	2	0.11
Water Activity	Raw	0.873	0.832	0.891	10	2.53
	UP	0.875	0.833	0.892	10	2.37
	Plant	0.892	0.892	0.892	1	—

<sup>a</sup>Force required to deform the sample of cake by 26 mm.  
<sup>b</sup>Asymptotic relaxation value as defined by Peleg and Nomencl, supra (1983).  
<sup>c</sup>Ratio of the second peak force to the first peak force in the force deformation cycle.

TABLE 5

Functional Properties of Custards for Controls (Raw), Zero Day Storage Ultra-pasteurized (UP) and Commercially Pasteurized Eggs (Plant).						
Variable	Treat- ment	Mean	Minimum	Maximum	n	C.V.
Penetration Force (N)	Raw	0.82	0.76	0.96	10	8.20
	UP	0.70	0.59	0.80	10	8.56
Custard Height (mm)	Raw	35.7	35.1	36.7	10	1.66
	UP	35.6	35.1	36.3	10	5.26
% Sag	Raw	7.2	5.65	9.54	10	16
	UP	7.1	5.41	8.56	10	13
	Plant	4.6	2.66	6.51	2	59

The water activity of the cakes were similar indicating that the experimental handling procedures for the cakes were uniform and should not have affected the instrumental evaluation of textural properties. The custard data indicated that all egg sources evaluated had good ability to form gels. The gels had excellent integrity as indicated by the relatively low percent sag, yet the custards were relatively tender as indicated by the penetration forces. Although weep was not measured, very little syneresis was noted even after holding the custards overnight for textural evaluations. The limited organoleptic evaluation of the processed eggs indicated that the thermal processes did not affect flavor or aroma in scrambled eggs relative to scrambled egg made from a fresh shell egg. The USDA palatability scores were seven to eight (eight being the highest score).

Refrigerated Storage Effect. As long as the processed egg was not obviously spoiled, as indicated by organoleptic evaluations, storage at 4° C. maintained the chemical, functional, and organoleptic properties of the processed egg up to 24 weeks for some of the samples. The data presented in Tables 6, 7, and 8 were taken from stored egg that was judged organoleptically sound. The criteria for that judgement were: (1) that the color was normal, i.e., within the expected range of color observed for eggs immediately post-processing, and (2) that there were no objectional aromas or flavors. In this study, because of the sampling procedure where most of

the samples were checked at four-week intervals, there were no borderline decisions, a sample was obviously acceptable or unacceptable. Bright yellow colors, off-aromas, and pH values below seven were typical of samples judged to be spoiled.

TABLE 6

Means for Proteins, Solids and pH for Controls (Raw), Commercially Pasteurized (Plant) and Ultra-pasteurized (UP) Egg.							
Variable	Treat- ment <sup>a</sup>	Mean	Minimum	Maximum	n	C.V.	
% Protein	Raw	11.92	10.19	13.10	10	6.8	
	Plant	12.30	11.51	13.10	2	9.1	
	UP	11.74	10.13	12.54	10	6.0	
% Solids	Raw	24.6	23.9	25.2	10	1.6	
	Plant	24.8	24.4	25.2	2	2.5	
	UP	24.5	24.0	25.0	10	1.3	
		4	24.4	24.0	24.9	10	1.3
		8	24.4	24.0	24.7	9	0.9
		12	24.3	23.8	24.7	7	1.3
pH	Raw	7.5	7.2	7.6	10	1.7	
	Plant	7.1	7.1	7.2	2	0.5	
	UP	7.5	7.3	7.6	10	1.4	
		4	7.4	7.6	10	1.4	
		8	7.4	7.3	7.5	9	1.2
		12	7.3	7.2	7.4	7	1.2
	18	7.4	7.4	7.4	2	0	
	24	7.4	7.4	7.4	2	0	

<sup>a</sup>Numbers indicate storage at 4° C. in weeks for processed eggs.

TABLE 7

Functional Properties of Cakes Made from Eggs Stored at 4° C.						
Variable	Storage (Weeks)	Mean	Minimum	Maximum	n	C.V.
Maximum Force <sup>a</sup> (N)	4	9.78	7.90	14.95	10	21.3
	8	10.37	7.82	14.53	9	20.5
	12	11.29	8.84	14.28	7	18.2
	18	11.42	10.32	12.53	2	13.6
Relaxation Parameter <sup>b</sup>	4	0.3937	0.3759	0.4167	10	3.7
	8	0.3876	0.3636	0.4132	9	3.9
	12	0.3846	0.3717	0.4032	7	3.0
	18	0.3788	0.3788	0.3788	2	3.1
Springiness <sup>c</sup>	4	0.7745	0.5704	0.3788	2	1.5
	8	0.829	0.799	0.853	10	1.7
	12	0.834	0.811	0.872	9	2.0
	18	0.834	0.820	0.843	7	0.9
Height (mm)	4	0.831	0.829	0.832	2	0.3
	8	0.815	0.787	0.843	2	4.9
	12	61	54	65	10	6.02
	18	64	63	67	9	2.06
Water Activity	4	64	60	65	7	2.7
	8	63	62	65	2	3.0
	12	65	65	65	2	0.22
	18	65	65	65	2	0.2
Custard	4	0.860	0.796	0.888	10	4.2
	8	0.884	0.868	0.900	9	1.1
	12	0.879	0.844	0.896	7	2.0
	18	0.872	0.872	0.872	1	—
	24	0.879	0.876	0.882	2	0.4

<sup>a</sup>See Table 4 for definition of terms.

TABLE 8

Functional Properties of Custards Made from Eggs Stored at 4° C.						
Variable	Storage (Weeks)	Mean	Minimum	Maximum	n	C.V.
Penetration Force (N)	4	0.68	0.67	0.77	10	12.7
	8	0.70	0.64	0.76	9	9.1
	12	0.75	0.57	0.83	7	20.3
	18	0.94	0.85	1.02	2	12.6
Custard	4	0.82	0.76	0.88	2	10.5
	8	35	34	36	10	2.4

TABLE 8-continued

Functional Properties of Custards Made from Egg Stored at 4° C.						
Variable	Storage (Weeks)	Mean	Minimum	Maximum	n	C.V.
Height (mm)	8	35	34	36	9	1.6
	12	35	35	36	7	1.2
	18	36	36	36	2	0.4
	24	35	35	35	2	1.0
% Seg	4	7.1	3.0	11.6	10	38.1
	8	5.9	3.5	7.5	9	20.5
	12	6.5	4.6	8.0	7	19.5
	18	7.2	6.4	8.1	2	15.9
	24	6.6	4.9	8.2	2	36.0

Visual observations of the interiors of opened packages revealed very little sedimentation during storage. A very thin layer of a fine, light yellow, granular-like material was observed on the bottom of cartons after four weeks of refrigerated storage.

Shelf Life. The times of spoilage of egg from each trial are presented in Table 9.

TABLE 9

Shelf Life for Liquid Whole Egg Stored at 4° C.	
Process	Shelf Life (Weeks)
1	4-8
2	8-12
3	>12
4	8-12
5	>18
6	18-24
6.1	>24
7	12-18
8	20-24
9	18-20

These data were used to generate the time and temperature guidelines set forth in FIG. 5.

The invention has been discussed with a degree of specificity above. This discussion has been provided for illustrative purposes only, with the scope of the invention being defined by the following claims.

That which is claimed is:

1. A method of ultrapasteurizing a liquid whole egg product, comprising passing the liquid whole egg product as a continuous stream through a pasteurizing apparatus, during which the liquid whole egg product is heated to a predetermined real temperature, by contacting said liquid whole egg product to a heated surface wherein the total thermal treatment received by the liquid whole egg product is described by an equivalent temperature and an equivalent time defining a point above the 5% SPL (BATCH) line of FIG. 3, but insufficient to cause coagulation of the liquid whole egg product.

2. A method according to claim 1, wherein said liquid whole egg product is homogenized after it is heated.

3. A method according to claim 1, followed by the step of aseptically packaging said liquid whole egg product.

4. A method of ultrapasteurizing a liquid whole egg product, comprising passing the liquid whole egg product as a continuous stream through a pasteurizing apparatus, during which the liquid whole egg product is

(a) heated to a predetermined holding temperature by contacting said liquid whole egg product to a heated surface, then

(b) maintained at said predetermined holding temperature for a predetermined holding time, and then (c) cooled, wherein the total thermal treatment received by the liquid whole egg product is defined by an equivalent temperature and an equivalent time defining a point above the 5% SPL (BATCH) line of FIG. 3, but insufficient to cause coagulation of the liquid whole egg product.

5. A method of ultrapasteurizing a liquid whole egg product, comprising passing the liquid whole egg product as a continuous stream through a pasteurizing apparatus, during which the liquid whole egg product is heated to a predetermined real temperature by contacting said liquid whole egg product to a heated surface while at least periodically subjecting said continuous stream of liquid whole egg product to turbulence, wherein the total thermal treatment received by the liquid whole egg product is described by an equivalent time and an equivalent temperature defining a point above the 5% SPL (BATCH) line of FIG. 3, but insufficient to cause said liquid whole egg product to coagulate.

6. A method according to claim 5, wherein said liquid whole egg product is subjected to turbulence for a major portion of the time said liquid whole egg product is heated.

7. A method according to claim 5, wherein said liquid whole egg product is dispersed before said liquid whole egg product is heated.

8. A method according to claim 5, wherein every particle of liquid whole egg product in said continuous stream of liquid whole egg product is in contact with said heated surface for a total time less than the average residence time of each particle in the heating unit.

9. A method of ultrapasteurizing a liquid whole egg product, comprising passing the liquid whole egg product as a continuous stream through a pasteurizing apparatus, during which the liquid whole egg product is

(a) heated to a predetermined holding temperature by contacting said liquid whole egg product to a heated surface while at least periodically subjecting said continuous stream of liquid whole egg product to turbulence, then

(b) maintained at said predetermined holding temperature for a predetermined holding time, and then

(c) cooled, wherein the total thermal treatment received by the liquid whole egg product is defined by an equivalent time and an equivalent temperature above the 5% SPL (BATCH) line of FIG. 3, but insufficient to cause said liquid whole egg product to coagulate.

10. A method of ultrapasteurizing a liquid whole egg product, comprising passing the liquid whole egg product as a continuous stream through a pasteurizing apparatus, during which the liquid whole egg product is

(a) heated to a predetermined holding temperature, then

(b) maintained at said predetermined holding temperature for a predetermined holding time, then

(c) homogenized, and then

(d) cooled, wherein the total thermal treatment received by the liquid whole egg product is defined by an equivalent temperature and an equivalent time defining a point above the (9D) Salmonella line of FIG. 3, but insufficient to cause coagulation of the liquid whole egg product, and wherein the liquid whole egg product which is homogenized

17

consists essentially of the liquid whole egg product which is heated.

11. A method according to claim 10, wherein said liquid whole egg product is dispersed before said liquid whole egg product is heated.

12. A method according to claim 10, wherein the total thermal treatment received by the liquid whole egg product is insufficient to cause more than a 5% soluble protein loss from said liquid whole egg product.

13. A method according to claim 10, wherein said liquid whole egg product is heated while at least periodically subjecting said continuous stream of liquid whole egg product to turbulence.

14. A method according to claim 10, wherein said homogenization step is carried out at a pressure of about 1,000 p.s.i. or more.

15. A method of making a packaged liquid whole egg product characterized by a preselected refrigerated shelf life of about four weeks to about 36 weeks, comprising passing the liquid whole egg product as a continuous stream through a pasteurizing apparatus, during which the liquid whole egg product is heated by contacting said liquid whole egg product to a heated surface for a predetermined time and to a predetermined temperature while at least periodically subjecting said continuous stream of liquid whole egg product to turbulence, wherein the liquid whole egg product is heated for a predetermined time and to a predetermined temperature insufficient to cause more than a 5% soluble protein loss from said product, and wherein said predetermined temperature and said predetermined time are chosen to impart said preselected shelf life to said liquid whole egg product, followed by aseptically packaging the liquid whole egg product.

16. A method according to claim 15, wherein said pasteurizing apparatus is sterilized before said liquid whole egg product is passed therethrough, and wherein said packaged liquid whole egg product is characterized by a preselected shelf life of about eight weeks to about 36 weeks.

17. A method according to claim 15, wherein said liquid whole egg product is subjected to turbulence for a major portion of the time said liquid whole egg product is heated.

18. A method of making a packaged liquid whole egg product characterized by a preselected refrigerated shelf life of about four weeks to about 36 weeks, comprising passing the liquid whole egg product as a continuous stream through a pasteurizing apparatus, during which the liquid whole egg product is

(a) heated by contacting said liquid whole egg product to a heated surface for a time sufficient to raise said liquid whole egg product to a predetermined holding temperature while at least periodically subjecting said continuous stream of liquid whole egg product to turbulence, then

(b) maintained at said predetermined holding temperature for a predetermined holding time, wherein said holding temperature and holding time are selected to cause a soluble protein loss of not more than 5% from said product, and wherein said holding temperature and holding time are selected to impart said preselected shelf life to said liquid whole egg product, and then

(c) cooled, followed by

(d) aseptically packaging the liquid whole egg product.

19. A method according to claim 18, wherein said pasteurizing apparatus is sterilized before said liquid

18

whole egg product is passed therethrough, and wherein said packaged liquid whole egg product is characterized by a preselected shelf life of about eight weeks to about 36 weeks.

20. A method according to claim 18, wherein said liquid whole egg product is subjected to turbulence for a major portion of the time said liquid whole egg product is heated.

21. A method of ultrapasteurizing a liquid whole egg product, comprising passing the liquid whole egg product as a continuous stream through a pasteurizing apparatus, during which the liquid whole egg product is heated to a predetermined real temperature, wherein the total thermal treatment received by the liquid whole egg product is described by an equivalent temperature and an equivalent time defining a point above the 15% SPL (BATCH) line of FIG. 3, but insufficient to cause coagulation of the liquid whole egg product.

22. A method according to claim 21, wherein said step of heating the liquid whole egg product is carried out by contacting said liquid whole egg product to a heated surface.

23. A method according to claim 1, 5, 15, 18, 21 or 10, wherein said equivalent temperature and equivalent time additionally define a point above the *S. faecalis* (7D) line of FIG. 3.

24. A method of ultrapasteurizing a liquid whole egg product, comprising passing the liquid whole egg product as a continuous stream through a pasteurizing apparatus, during which the liquid whole egg product is

(a) heated to a predetermined holding temperature, then

(b) maintained at said predetermined holding temperature for a predetermined holding time, and then

(c) cooled, wherein the total thermal treatment received by the liquid whole egg product is defined by an equivalent temperature and an equivalent time defining a point above the 15% SPL (BATCH) line of FIG. 3, but insufficient to cause coagulation of the liquid whole egg product.

25. A method of ultrapasteurizing a liquid whole egg product, comprising passing the liquid whole egg product as a continuous stream through a pasteurizing apparatus, during which the liquid whole egg product is heated to a predetermined real temperature by contacting said liquid whole egg product to a heated surface, wherein the total thermal treatment received by the liquid whole egg product is described by an equivalent temperature and an equivalent time defining a point above the 5% SPL (BATCH) line of FIG. 3, but insufficient to cause coagulation of the liquid whole egg product, and wherein the total thermal treatment received by the product is insufficient to cause more than a 5% soluble protein loss from the product.

26. A method of ultrapasteurizing a liquid whole egg product, comprising passing the liquid whole egg product as a continuous stream through a pasteurizing apparatus, during which the liquid whole egg product is heated to a predetermined real temperature, wherein the total thermal treatment received by the liquid whole egg product is described by an equivalent temperature and an equivalent time defining a point above the 15% SPL (BATCH) line of FIG. 3, but insufficient to cause coagulation of the liquid whole egg product, and wherein the total thermal treatment received by the product is insufficient to cause more than a 5% soluble protein loss from the product.

**United States Patent** [19]

[11] **Patent Number:** 4,957,759

Swartzel et al.

[45] **Date of Patent:** \* Sep. 18, 1990

[54] **METHOD FOR THE  
ULTRAPASTEURIZATION OF LIQUID  
WHOLE EGG PRODUCTS**

[75] **Inventors:** Kenneth R. Swartzel; Hershell R. Ball, Jr.; Mohammad-Hossein Hamid-Samimi, all of Raleigh, N.C.

[73] **Assignee:** North Carolina State University, Raleigh, N.C.

[\*] **Notice:** The portion of the term of this patent subsequent to Feb. 28, 2006 has been disclaimed.

[21] **Appl. No.:** 311,594

[22] **Filed:** Feb. 16, 1989

**Related U.S. Application Data**

[63] **Continuation of Ser. No. 904,744, Sep. 8, 1986, Pat. No. 4,808,425.**

[51] **Int. Cl.<sup>3</sup>** ..... A23L 3/00

[52] **U.S. Cl.** ..... 426/399; 426/521; 426/614

[58] **Field of Search** ..... 426/399, 521, 614

[56] **References Cited**

**U.S. PATENT DOCUMENTS**

2,565,311	8/1951	Koonz et al.	426/521
3,113,872	12/1963	Jones	426/511
3,404,008	10/1968	Ballas et al.	426/521
3,579,631	5/1971	Stewart et al.	424/86
4,675,202	6/1987	Wenger et al.	426/614

**OTHER PUBLICATIONS**

W. K. Stone and P. R. Rony, *Aseptic Processing of*

*Liquid Eggs Pasteurized in a Teflon Heat Exchanger* (1983) and letter from W. K. Stone dated Apr. 20, 1983. E. O. Essary, P. R. Rony and W. F. Collins, *New Uses of Heated Aseptically Packaged Fluid Egg Products*. Laura C. Jacobs, *Aseptic Packaging Promises New Role for Pasteurized Liquid Eggs*.

*Egg Pasteurization manual ARS74-48*, Mar. 1969, U.S. Department of Agriculture, Agriculture Research Service.

7 CFR Part 59 (1985).

*Poultry Sci.* 61, 1461-1462 (1982) (Abstract).

Abstract concerning Poultry Science Association Annual Meeting, Jul. 29-Aug. 2, 1985, Iowa State University, Ames.

Mohammad-Hossein Hamid-Samimi, thesis: *Criteria Development for Extended Shelf-Life Pasteurized Liquid Whole Egg* (1984).

M. H. Hamid-Samimi and K. R. Swartzel, *J. of Food Proc. and Pres.* 8, 219 (1984).

Kenneth R. Swartzel, *J. of Agri. and Food Chem.* 34 396 (May/June 1986).

*Primary Examiner*—Marianne Cintins

*Attorney, Agent, or Firm*—Bell, Seltzer, Park & Gibson

[57] **ABSTRACT**

Methods of ultrapasteurizing liquid whole egg products in continuous flow, high temperature, short time pasteurization equipment are provided. The equivalent point method is preferably used to evaluate the total thermal treatment received by the product in this equipment. Also disclosed is a method of making liquid whole egg products having preselected, extended, refrigerated shelf lives.

6 Claims, 4 Drawing Sheets

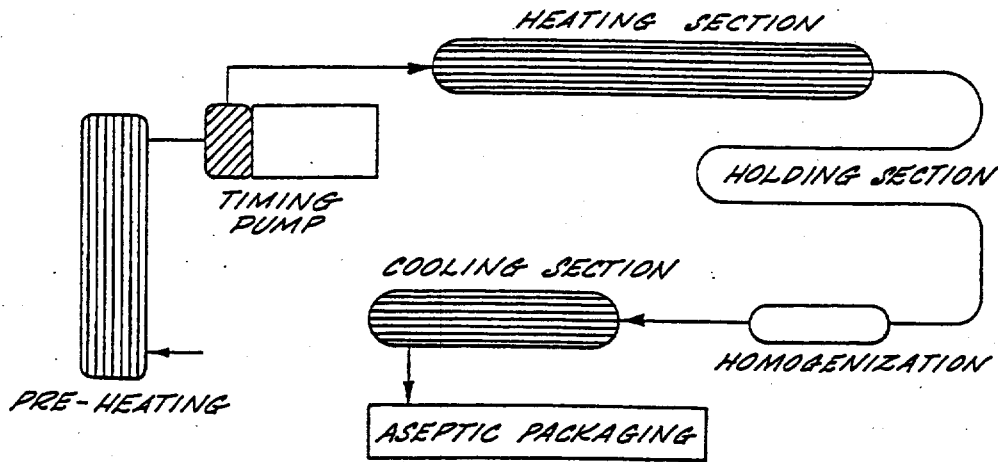


FIG. 1.

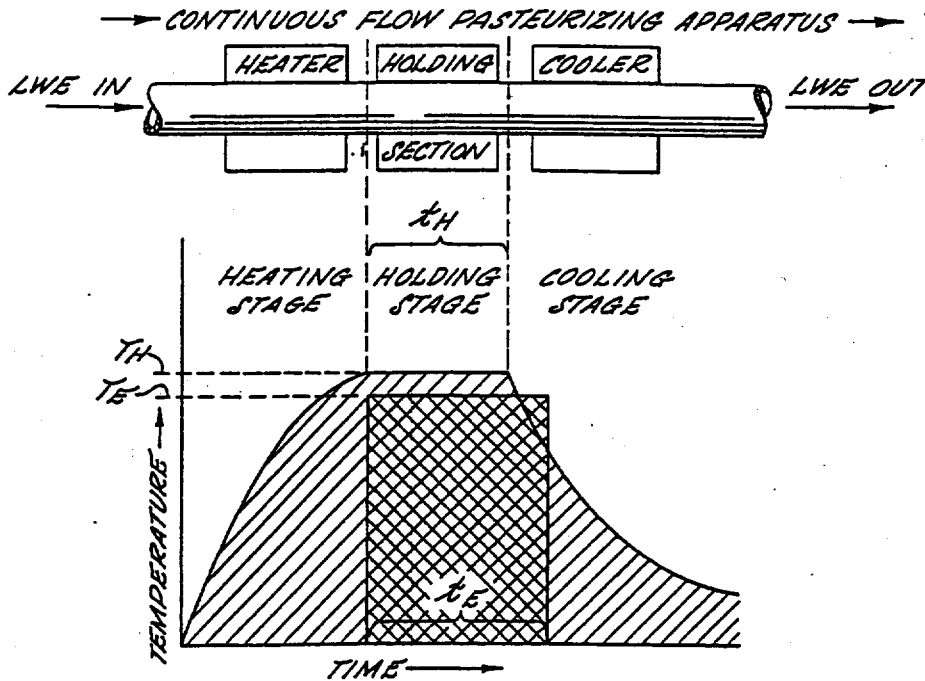


FIG. 2.

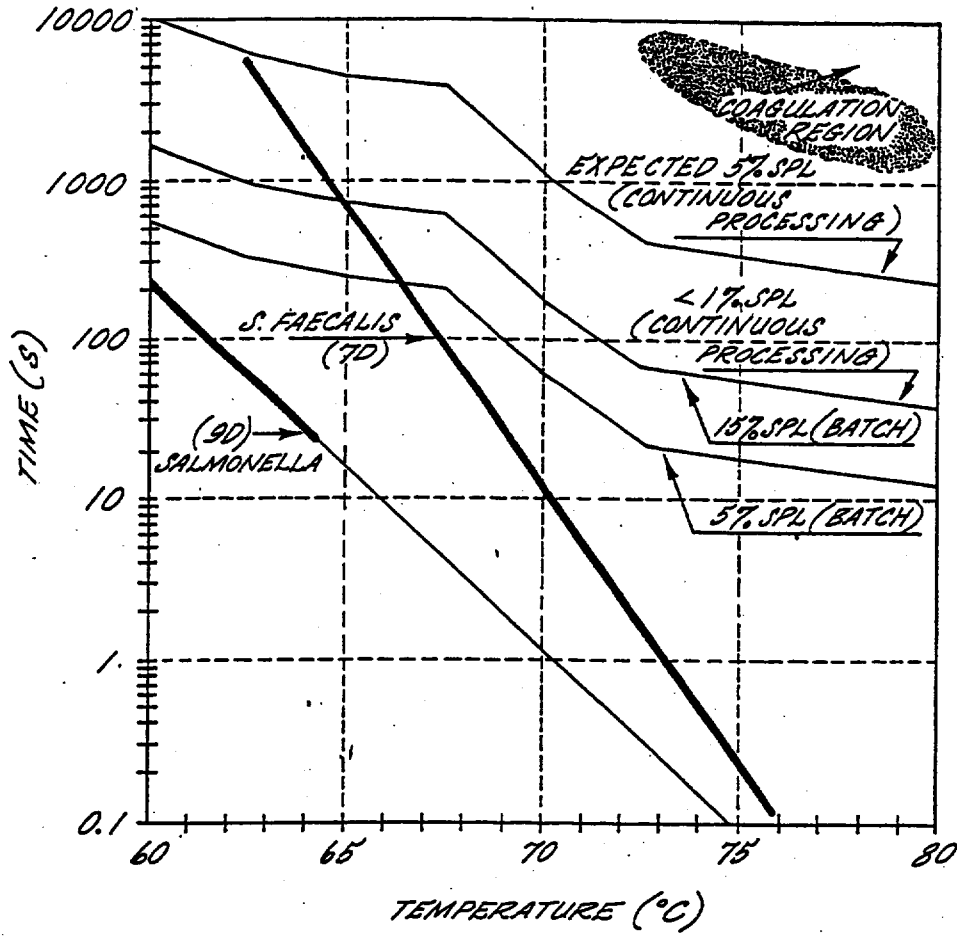


Fig. 3.

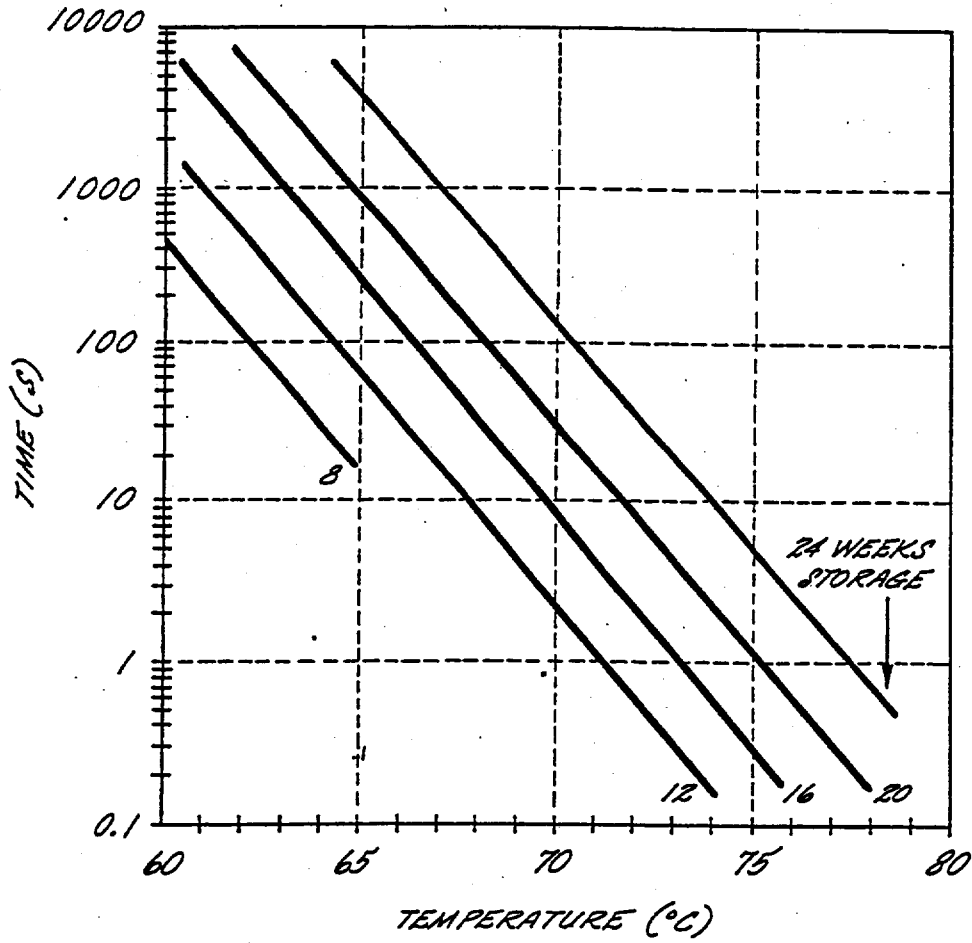


FIG. 4.

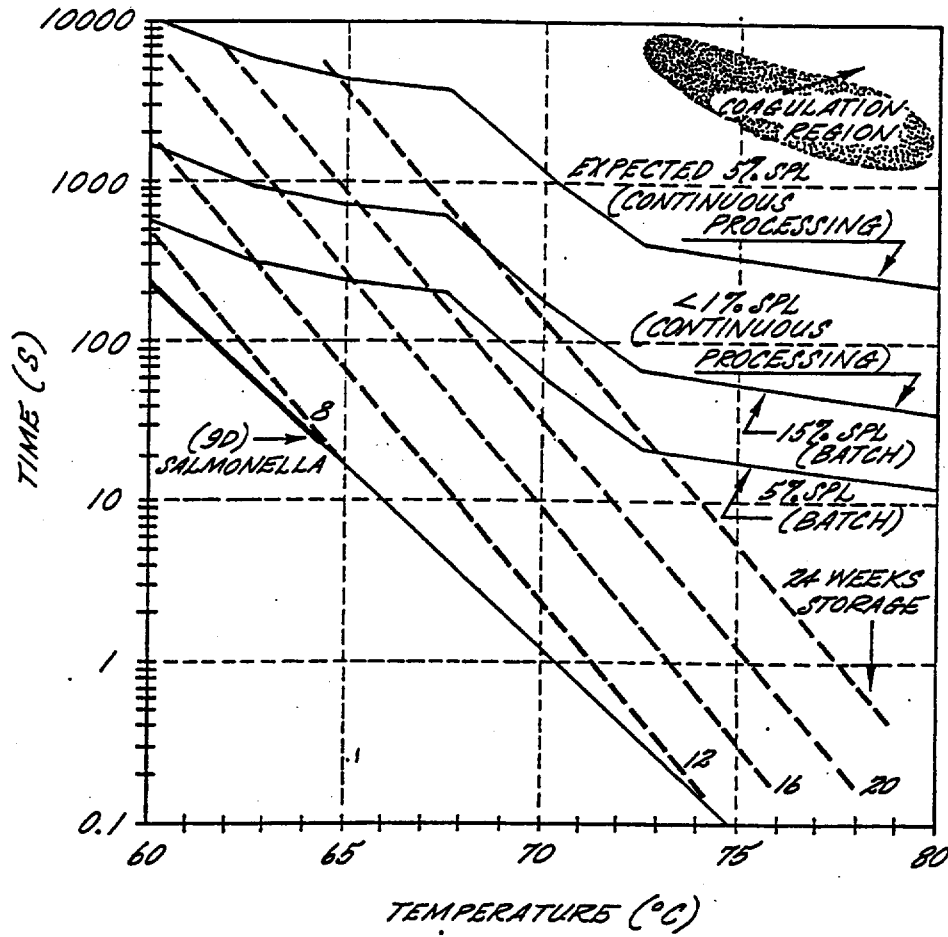


FIG. 5.



## METHOD FOR THE ULTRAPASTEURIZATION OF LIQUID WHOLE EGG PRODUCTS

This is a continuation of Ser. No. 904,744, filed Sept. 8, 1986 now U.S. Pat. No. 4,808,425.

### DESCRIPTION OF THE INVENTION

The present invention relates to the pasteurization of liquid whole egg products generally, and particularly relates to ultrapasteurization methods which can be used to produce liquid whole egg products which have good functional properties and which have extended refrigerated shelf lives.

### BACKGROUND OF THE INVENTION

The U.S. egg industry produced more than 300 million pounds of frozen pasteurized egg products in 1985. The relatively mild pasteurization processes used are designed to eliminate Salmonella from eggs for all practical purposes, but do not destroy organisms capable of spoiling egg products held under refrigerated temperatures above freezing. The survival of spoilage organisms in pasteurized egg, coupled with conventional packaging technology, results in products with limited shelf life (7-14 days at 40° F.) that require freezing and frozen distribution systems for preservation. Freezing is cost intensive, lowers the functional quality (flavor, performance, etc.) of the egg product, and results in an inconvenient product that requires thawing prior to use.

Standard pasteurization practices for liquid whole egg products are generally discussed in the *Egg Pasteurization Manual* (USDA Agricultural Research Service 1969). See also U.S. Pat. No. 3,949,099 to Kaufman, at column 1, lines 46-58 (summarizing pasteurization processes). The *Egg Pasteurization Manual* notes that experiments conducted in England to establish treatment conditions used there, which were carried out in a high temperature, short time pasteurization unit, included trials with holding times of two and one-half minutes and temperatures up to 151 degrees Fahrenheit (66.1 degrees Centigrade). The functional quality of these eggs is not discussed; however, it is noted that England adopted a lower temperature of 148 degrees Fahrenheit as a treatment condition. The Manual observes that such "severe" treatments help increase the stability of egg products in liquid form, but does not teach how this can be accomplished without sacrificing desirable functional properties of the products. For other types of egg products which are more heat stable, pasteurization temperatures as high as 152 degrees Fahrenheit (66.67 degrees Centigrade) have been reported. Again, little is known about how to ultrapasteurize (decrease the number of spoilage microorganisms to levels lower than obtained with a pasteurization procedure) these products by heating without sacrificing functional performance.

Higher temperatures than those investigated in England have been explored. See e.g., Essary, E. O. Rony, F. R., and Collins, W. F., *New uses of heated aseptically packaged fluid egg products*, Report to the American Egg Board (1983). This work suggested that merging techniques of ultrapasteurization with aseptic packaging can be accomplished to yield safe, stable, and functional liquid whole egg. This research suggested and used a heat exchanger operated in laminar flow to process whole egg at elevated temperatures, and used an ethylene oxide-flushed glove box to aseptically package

the product (neither device approved for the commercial production of a salable product). Holding temperatures of up to 154 degrees Fahrenheit (67.8 degrees Centigrade) were reported. The results of this pioneering work demonstrated the possibility of extending the refrigerated shelf life of liquid whole egg products, but did not enable the commercial production of a refrigerated product which could be sold to consumers.

To carry out ultrapasteurization of liquid whole egg products on commercial equipment, the time and temperature parameters of the thermal treatment must be selected with care. Arbitrary increases in thermal treatment will likely produce a functionally unacceptable product, or—even worse—coagulation of the product and blockage of the pasteurizing equipment. Because such pasteurizing equipment operates at high pressures (e.g., 1,500 p.s.i. and more) the consequences of blockage are serious. For these reasons, it is essential to know how liquid whole egg products respond to various thermal treatments before experimenting with the production of these products on commercial equipment.

Because this essential information was not available, Hamid-Samimi investigated the time and temperature parameters which should be used in commercial equipment to obtain a functionally acceptable, ultra-pasteurized, liquid whole egg product. M. H. Hamid-Samimi, *Criteria Development for Extended Shelf-Life Pasteurized Liquid Whole Egg*. Ph.D. Thesis, North Carolina State University (1984). This research was carried out at the laboratory bench, with a Brookfield viscometer, which processed the product in small batches rather than continuously. Processing times and temperatures defining thermal treatments producing a soluble protein loss (SPL) of up to 5% from the product, as an upper limit, were suggested as producing a functionally acceptable product. The suggested 5% SPL limit was defined by a graph line in the thesis: this line is reproduced herein in FIG. 3 as the 5% SPL (Batch) line. Time and temperature values tested by other investigators which were believed to be the limits of pasteurization are summarized in M. H. Hamid-Samimi and K. R. Swartzel, *J. Food Processing and Preservation* 8: 219, 221 FIG. 1 (1984). All are below the 5% SPL (Batch) line.

The present inventors sought to test the predictions of Hamid-Samimi by ultrapasteurizing liquid whole egg on continuous flow, high temperature, short time pasteurization equipment. It was unexpectedly found that functionally acceptable liquid whole egg can be produced at times and temperatures greater than previously believed. These findings, which will be explained in detail below, enable the commercial production of functionally acceptable products with longer refrigerated shelf lives than heretofore available. As will also be explained below, discovery of these unexpected results has led to the identification of several steps which should be taken to produce ultra-pasteurized liquid whole egg products that have superior functional properties.

The object of the present invention, in short, is to provide liquid whole egg products for refrigerated distribution which have greatly reduced levels of spoilage microorganisms, while still having good functional properties.

### SUMMARY OF THE INVENTION

This object is achieved by a method for ultra-pasteurizing liquid whole egg products. The method comprises passing the liquid whole egg product as a continu-

ous stream through a pasteurizing apparatus, during which the liquid whole egg product is heated to a predetermined real temperature. The method is practiced so that the total thermal treatment received by the liquid whole egg product is described by an equivalent temperature and an equivalent time (these terms are explained in detail below) defining a point above the 5% SPL (Batch) line of FIG. 3, but insufficient to cause coagulation of the product.

Also disclosed herein is a method of making a packaged liquid whole egg product characterized by a preselected refrigerated shelf life of from about four weeks to about 36 weeks. This method comprises passing the liquid whole egg product as a continuous stream through a pasteurizing apparatus, during which the liquid whole egg product is heated for a predetermined time and to a predetermined temperature. The predetermined time and the predetermined temperature are chosen to impart the preselected shelf life to the liquid whole egg product. After it is heated, the liquid whole egg product is aseptically packaged.

Preferably, the continuous stream of liquid whole egg product referred to in each of the methods above is at least periodically subjected to turbulence while it is heated. The liquid whole egg products are also, preferably, homogenized after they have been heated. In addition, the methods described above are more narrowly described as methods in which the liquid whole egg product is heated to a predetermined holding temperature, then maintained at said predetermined holding temperature for a predetermined holding time, and then cooled.

#### BRIEF DESCRIPTION OF THE DRAWINGS

FIG. 1 is a schematic diagram of a continuous flow pasteurizing apparatus suitable for carrying out the present invention.

FIG. 2 is a diagram illustrating the differences and relations between real holding times and holding temperatures, and equivalent times and equivalent temperatures for describing total thermal treatments, in continuous flow pasteurizing equipment.

FIG. 3 is a graph showing time and temperature regions for the ultrapasteurization of liquid whole egg products.

FIG. 4 is a graph showing equivalent times and equivalent temperatures that give particular refrigerated shelf lives for liquid whole egg.

FIG. 5 is a combination graph in which FIGS. 3 and 4 are superimposed, with the *S. faecalis* line removed.

#### DETAILED DESCRIPTION OF THE INVENTION

Thermal treatments simultaneously produce beneficial and undesirable changes in food products. Knowledge of kinetic methods, and how they can be applied to the mechanics of designing a thermal process, aids in attaining food quality retention and process efficiency. Determining the time and temperature requirement for a thermal process depends upon destruction of spoilage and disease causing microbial spores while minimizing undesirable physical, chemical and biological transformations that occur within the product.

As schematically shown in FIG. 1, with arrowheads indicating direction of flow, continuous flow thermal processing equipment comprises heating, holding, and cooling sections. The thermal treatment received by the product in the heating and cooling stage, (illustrated in

FIG. 2), is oftentimes not considered: instead, only the holding time ( $t_H$ ) and holding temperature ( $T_H$ ) are considered. However, when products are pasteurized in such equipment at higher temperatures and shorter times, as is taught herein, the contribution of the heating stage, and perhaps the cooling stage, to the total thermal treatment of the product becomes significant, and must be accounted for if a product with good functional qualities is to be obtained and coagulation during pasteurization is to be avoided. It is accordingly recommended that the equivalent point method for evaluating thermal treatments be applied in practicing the present invention. As explained in detail below, this method describes the total thermal treatment received by a product in continuous flow equipment with one equivalent time ( $t_E$ ) and one equivalent temperature ( $T_E$ ) (see FIG. 2).

Procedures for use of the equivalent point method for analyzing the thermal effects on products during continuous flow heating have been previously outlined (Swartzel, 1982, *J. Food Sci.* 47:1886 and Swartzel, 1986, *J. Agric. Food Chem.* 34:397) and are known to those skilled in the art. This method differs substantially from previous methods in that all other methods define the thermal treatment based upon a single factor such as enzyme inactivation, microbial destruction, protein denaturation, nutrient loss, etc. The problem with these other methods is that a physical and/or chemical effect (flavor, color, product separation and gelation during storage if thermally related) may actually be the shelf life limiting factor.

The unique feature of the equivalent point method lies in the fact that, for any thermal curve, one equivalent time and equivalent temperature combination exists (see FIG. 2). This equivalent time and temperature combination will yield the exact thermal effect on all constituents within the product as would the original thermal curve. This unique time and temperature combination is not dependent on individual constituent kinetics, as are all previous thermal evaluation procedures (it is independent of constituent activation energy).

To determine the equivalent point of a thermal system, a complete thermal history of the treatment must be available. This is obtained by measuring mixed mean product temperatures at various locations (entrance to the heat exchanger, exit of the heat exchanger and at least two locations inside the heat exchanger). Time is calculated by correlating mean residence time with location of the temperature probe. With heat exchangers into which it is difficult or impractical to insert thermal probes, time-temperature curves are calculated based on knowledge of the product's physical characteristics and on the geometry of the processing equipment.

With available time-temperature curves and a basic knowledge of kinetic relationships, equivalent points can routinely be calculated. The log of a product constituent concentration ratio (initial concentration divided by concentration after treatment) is set equivalent to the integration of that constituent's Arrhenius equation (or any other appropriate function describing the temperature dependency of the rate of the reaction associated with the constituent change) for the particular time-temperature interval (thermal history previously defined). For a given activation energy each section of a thermal treatment (heating, holding, and cooling) will produce a unique thermal constituent concentration ratio. For the different sections the effect may be

summed. For the original activation energy selected, a linear infinite log (time)-temperature relationship exists. Any and all of these infinite time and temperature combinations would produce the same thermal effect on a constituent (with the same activation energy) as during the original thermal treatment. By reexamining the original thermal curves with different activation energies a series of infinite linear log (time)-temperature relationships are developed (one line in a log (time)-temperature plot per activation energy). Uniquely all lines intersect at one point. This unique time-temperature is the equivalent point for the original thermal curve. It accounts for all thermal treatment and is used to accurately predict constituent change, or product characteristic.

FIG. 3 sets forth thermal treatments which should be used to ultrapasteurize liquid whole egg products. Thermal treatments defined by points above the 5% SPL (Batch) line have not heretofore been suggested. For practicing the present invention in continuous flow processing equipment, the thermal treatment is described by a point on FIG. 3 defining an equivalent time and an equivalent temperature, as explained above. The thermal treatment should be more than sufficient to pasteurize the liquid whole egg product. "Pasteurize" means to cause a nine log cycle (9D) or 99.9999999% reduction in Salmonella in the product being treated. The thermal treatment should be insufficient to cause the liquid whole egg product to coagulate. The thermal treatment should more particularly cause not more than a 15% soluble protein loss (SPL) in the liquid whole egg product being treated, and will preferably cause not more than a 5% soluble protein loss in the product being treated. The expected 5% SPL (continuous processing) line on FIG. 3 indicates approximately the upper limit on thermal treatments which can be tolerated without sustaining more than a 5% soluble protein loss (the exact location of this line for any one process will depend on the physical factors discussed below). More preferably, the thermal treatment will be designed to produce not more than about a 1% soluble protein loss from the product. As shown in FIG. 3, equivalent times and equivalent temperatures defining points along the line previously believed to represent the line at which a 15% soluble protein loss would be obtained (the 15% SPL (Batch) line), are now known to represent thermal treatments which produce ultra-pasteurized products having less than a 1% soluble protein loss under continuous flow.

The line defining thermal treatments causing a seven log cycle reduction in the spoilage bacteria *Streptococcus faecalis* is labeled in FIG. 3 as the *S. faecalis* (7D) line. The *S. faecalis* line has a steeper slope than the several SPL lines. This illustrates that thermal treatments employing higher temperatures and shorter times are preferred for practicing the present invention. Thus, holding soluble protein loss constant (so that treatment time must be decreased as treatment temperature is increased), thermal treatments in which the product is subjected to treatment temperatures of about 67.0 degrees Centigrade or more are preferred to thermal treatments in which the product is subjected to treatment temperatures of 65° C.; treatment temperatures of about 69.0° C. or more are preferred to treatment temperatures of 67° C.; treatment temperatures of about 71.0° C. or more are preferred to treatment temperatures of 69° C.; treatment temperatures of about 73.0° C. or more are preferred to 71° C.; and so on. The foregoing statement

is true whether the real temperatures (or holding temperatures) of the processes are being compared, or equivalent temperatures are being compared (thus the term "treatment temperature" is used to encompass both).

Treatment temperatures are primarily limited by the ability to accurately time the duration of the thermal treatment: as temperature is increased the treatment time must be decreased, and shorter treatment times are more difficult to administer with precision. Generally, equivalent temperatures not more than about 90° C. are preferred, and equivalent temperatures not more than about 80° C. are more preferred.

Desirable thermal treatments for practicing the present invention can also be described with reference to the *S. faecalis* lines. Preferably, the thermal treatment will define a point above the *S. faecalis* (7D) line, and more preferably the thermal treatment will define a point above the *S. faecalis* (9D) line. While this latter line is not plotted in FIG. 3, it can be plotted in accordance with the equations given below.

Equations for lines in the figures are as follows, where t=time in seconds, T=temperature in degrees Centigrade, and n=number of decimal reductions. *Salmonella* line:  $\log(t) = 15.96 - 0.227(T)$ . *S. faecalis* lines:  $\log(t) = 24.62 + \log(n) - 0.346(T)$ . % SPL lines:  $\log(t) = \log(\%SPL) + a - b(t)$ , where a and b are given in Table 1 below:

TABLE 1

T range °C.	a (for Batch lines)	b	a (Expected) (for continuous flow lines)
60-62.5	7.494	0.091	2.761
62.5-67.5	4.103	0.037	5.370
67.5-72.5	14.68	0.194	15.942
72.5 and above	3.014	0.033	4.281

These equations can be used to extend the teaching of the figures beyond their depicted scope.

The liquid whole egg product is preferably heated by contacting the product to a heated surface. The heated surface is comprised of a corrosion-resistant, non-toxic and nonabsorbent material such as stainless steel. Standards for evaluating the acceptability of such product contact surfaces (the 3-A Sanitary Standards) are known and established. See, e.g., *Egg Pasteurization Manual, supra*, at 27.

To obtain a product with reduced amounts of spoilage microorganisms, the pasteurizing apparatus should be sterilized before the liquid whole egg product is passed therethrough. Sterilizing is preferably accomplished by passing hot water under pressure through the pasteurizing apparatus, as is known in the art, so that, among other things, hot water is contacted to the heating surface at a temperature and pressure and for a time sufficient to sterilize the heating surface.

In addition, the product, after ultrapasteurization, should be aseptically packaged. Aseptically packaged means packaged to the exclusion of microorganisms other than those carried by the liquid whole egg product. Equipment suitable for aseptically packaging liquid whole egg products is commercially available.

FIG. 4 illustrates the refrigerated shelf life of liquid whole egg after it is ultra-pasteurized and aseptically packaged, as explained above. The term "refrigerated," as used herein, means stored at a temperature of 4° C. Time and temperatures for points on each line represent

equivalent times and temperatures, as also explained above. A liquid whole egg product having a preselected shelf life of from about 4–36 weeks is made by selecting a point on a line or in a region which will provide the desired shelf life, determining the equivalent time and equivalent temperature which correspond to the point selected, and—preferably through the use of the equivalent point method—establishing the operating conditions on the particular pasteurizing apparatus being used that will provide the selected thermal treatment. Products having shelf lives not depicted in FIG. 4 are made by extrapolating the teachings of the figure, in light of the teachings above. Preferably, this process is carried out in pasteurizing apparatus which has been sterilized before the liquid whole egg product is passed there-through, as explained above, to produce products having shelf lives of about eight weeks or more. In addition, it will be appreciated that longer shelf lives are generally obtained at the expense of greater levels of soluble protein loss. Thus, if product distribution systems do not require otherwise, products with shelf lives of up to about 32 weeks are preferred, and products with shelf lives up to about 24 weeks are more preferred.

FIG. 5 combines portions of FIGS. 3 and 4. It shows how the thermal treatments selected to provide a desired shelf life can at the same time be selected to provide products with good functional properties. More particularly, thermal treatments can be selected which produce liquid whole egg products having the desired shelf life and a soluble protein loss not greater than 5%.

The foregoing graphs have been presented to aid the understanding of the present invention. Some variation about the plotted lines is to be expected when the present invention is practiced on different equipment, or with different products. These graphs are accordingly not to be taken as limiting the present invention, as departures could be made therefrom while still capturing and benefiting from the teachings of the invention.

To obtain a superior ultra-pasteurized liquid whole egg product, the contact time of the liquid product to heated surfaces during pasteurization should be reduced. More particularly, every particle of liquid whole egg product should be in contact with the heated surface or surfaces of the unit in which the product is heated for a total time less than the residence time of the particle in the heating unit. (The term "particle" as used herein has its standard meaning in the egg pasteurization field See, e.g., 7 C.F.R. § 59.570(b) (1985)). This is accomplished by mixing the product at least periodically while it is being heated. In a continuous flow pasteurizing apparatus, such mixing is accomplished by introducing turbulence into the stream of the product at least periodically while it is being heated, as discussed below. Other steps which are preferably employed to reduce fluid element contact time to heated surfaces include providing portions of the thermal treatment in which fluid elements are not in contact with heated surfaces, such as by providing a portion of the thermal treatment in a holding section, and by providing heated contact surface area to product volume ratios of less than  $18 \text{ cm}^2/\text{cm}^3$  (Thus the surface area to volume ratio is preferably less than about 10, and is more preferably in the area of about 2).

It is also desirable to induce physical forces to make the product more homogeneous prior to thermal treatment, such as by inducing shear forces capable of reducing protein and fat unit size. This is preferably accomplished by dispersing the product prior to heating. Dis-

persing may be carried out with a dispersing valve or with a timing pump, as is known in the art. Such treatment advantageously reduces fouling, and serves to reduce any tendency of the product to coagulate. Such a dispersing step may be carried out by conducting a more rigorous homogenization step, but it is recommended that such more expensive homogenizing equipment be used as described below.

It is preferable that a homogenization step after heating be included. The term "homogenized," as used herein, means to subject the product to physical forces to reduce particle size. Such procedures are known in the art, and may be carried out on different types of equipment. It is preferable to carry out this homogenizing step with homogenizing equipment at total pressures of about 1,000 p.s.i. or more. Pressures of about 1,500 p.s.i. or more are more preferred, and pressures of 2,000 p.s.i. or more still more preferred.

Of these steps, it is particularly desirable to mix the liquid whole egg product at least periodically while it is heated. As noted above, in continuous flow equipment mixing is carried out by at least periodically subjecting the stream of liquid whole egg product to turbulence while it is heated. Turbulence, which is the mixing of particles over the cross-section of the product stream, is discussed in the *Egg Pasteurization Manual* at pages 6–8. Such turbulence is characterized by a Reynolds number greater than about 2,300, and preferably greater than about 4,600. Commercial high temperature, short time pasteurizing units are available which at least periodically impart turbulence to the stream of product being pasteurized while the product is being heated. For the purposes of the present invention, greater levels of turbulence are preferred. Thus the liquid whole egg product is preferably subjected to turbulence for a major portion of the time it is heated. Plate heat exchangers, trombone heat exchangers, spiral heat exchangers, and scrape surface heat exchangers are illustrative of the types of known heat exchangers which can be used to subject liquid whole egg products to turbulence while they are heated. The physical forces induced in scrape surface heat exchangers are generally thought of as "mixing," but these exchangers induce turbulence at least in regions of the product stream, and are therefore considered to induce turbulence for purposes of the present invention.

Examples of whole egg products which can be pasteurized in liquid form by the method of the present invention include whole egg, fortified whole egg (whole egg with added yolk), salt whole egg (e.g., salt 10%), sugar whole egg (e.g., sugar 10%), blends of whole egg with syrup solids, syrups, dextrose and dextrins and/or gums and thickening agents, blends of whole eggs with less than 1% sugar and/or salt, scrambled egg mixes (for example, a mix of about 51% egg solids, 30% skim milk solids, 15% vegetable oil and 1.5% salt), reduced cholesterol egg products and blends thereof, custard blends, and the like. Products which are extremely sensitive to thermal processing and which are particularly suitable for ultrapasteurization by the present invention include, for example, liquid whole egg and blends thereof (less than 2% added nonegg ingredients), fortified whole egg and blends thereof (24–38% egg solids, 2–12% added nonegg ingredients), liquid salt whole egg, liquid sugar whole egg, and other liquid whole egg blends which are 24–38% egg solids and 12% or less of added nonegg ingredients. Terms used herein have their standard meaning in accordance

with industry and regulatory usage. See, e.g., 7 C.F.R. § 59.570(b) (1985).

The invention having been explained in general terms above, the following examples are provided to further illustrate the invention.

#### EXAMPLES 1-10

**Raw Egg Product.** Raw liquid whole egg was obtained from a local breaking plant (Gold Kist, Durham, N.C.). The egg was taken from their raw holding tank which was agitated to thoroughly blend approximately 30,000 pounds of egg. The egg was manually filled into 13.6 kg (30 lb) metal cans and were kept refrigerated before being transported 13.2 km (20 mi) to our laboratory in an insulated truck. The egg was held overnight at 4° C. (40° F.) or allowed to stand at room temperature for up to 12 hours to achieve higher bacterial numbers.

**Thermal Processes.** The time-temperature processes used in this study were designed to be equal to or more severe than minimum conditions defined by the 9D line for the destruction of *Salmonella* in whole egg (USDA, 1969) and within predetermined limits of denaturation of egg protein defined as percent soluble protein loss (%SPL) by Hamid-Samimi et al., *J. Food Sci.* 49:132 (1984). The objectives of this design were to provide *Salmonella* negative whole egg with a low number of surviving spoilage organisms while retaining adequate functional properties.

The thermal processing system used is outlined in FIG. 1. It consisted of a plate-type heat exchanger for preheat, various modifications of the No-Bac Unitherm model XLV (Cherry Burrell Corporation, Cedar Rapids, Iowa) to achieve different holding times, an aseptic homogenizer operated at 10.34 mPa (1,500 p.s.i.), and an aseptic packaging system (Model AB-3-250, Tetra Pak Inc., Dallas, Tex.). The flow rate was  $2.89 \times 10^{-4} \text{ m}^3/\text{sec}$  (275 GPH) with heating, holding, and cooling pipe diameters of 12.45 mm ID (1/2" nominal) stainless steel.

Before each process the entire system was sterilized at 121° C. for 30 minutes using hot water in the product section and steam in the heating media section and then cooled. The product and heating media temperatures were recorded for evaluation of the thermal effect of the heating section and to determine the total thermal effect. Swartzel, *J. Agri. Food Chem.* 34:396 (1986). The temperatures were measured using Type T thermocouples with an electronic data logger (Model 9302, Monitor Labs., Inc., San Diego, Calif.). Each thermocouple probe was scanned every 30 seconds (one minute for process #1) and the readout sent to a computer for analyses. The specific locations of the thermocouples in the system were as described by Swartzel and Jones. Paper No. 84-6006 of the American Society of Agricultural Engineers (1984).

Approximately one hour prior to initiation of each process, 408.2 kg (900 lb) of raw egg were transferred from the metal cans to a 568 l (150 gal) vessel (Creamery Package Mfg. Co., Chicago, Ill.) and then mixed at room temperature with the stirring propeller at ca. 30 r.p.m. This volume of egg required approximately 20 minutes to process, therefore the last liter of egg was processed not later than 80 minutes after being removed from the cooler. Nine processes designated 1, 2, 3, 4, 5, 6, 7, 8, and 9 were run. Process 6 was repeated and designated 6.1. They were conducted two days apart on egg picked up on the same day. Egg for processes 6.1 to 9 were held at room temperature for not more than 12

hours to achieve a higher initial microbial load. All egg incubated at room temperature was chilled to 4° C. (40° F.) prior to processing.

After holding the egg at the scheduled process time and temperature and prior to packaging, the temperature was reduced to less than 10° C. (50° F.) in less than 26 seconds. Occasionally, due to technical difficulties it was not possible to cool the processed egg to below 10° C. In those instances the processed egg was moved into a freezer at -20° C. for 20 minutes after packaging. The packaging material was a low oxygen permeable laminate of polyethylene, paper, and aluminum foil formed into 250 ml containers (Tetra Pak aseptic filler model AB-3). Each package was dated and coded so that egg processed in the first seven minutes, the second seven minutes, and the remaining time were numbered 1, 2, and 3, respectively. The processed and packaged egg was held overnight at 4° C. (40° F.) prior to obtaining samples and being distributed for four and 10° C. storage.

**Sampling Samples** of raw egg for physical, chemical, and functional testing were aseptically removed from the mixing vat approximately 30 minutes prior to processing. The samples were then held overnight at 4° C. for evaluation with the pasteurized egg. Pasteurized samples were obtained on the day after processing or at selected times during storage at four and 10° C. Analyses were made on the combined contents of three or four individual packages representing the first, second, and third portions of each process run. When four packages were required, two packages from the middle portion of each process were used. Any sediment on the bottom of the cartons was scraped out and mixed into the egg by magnetic stirring.

**Chemical Assays.** The pH of the product was determined with a Fisher Accumet pH meter, model 600, equipped with a calomel reference and glass indicating electrodes. Solids were determined in triplicate by weighing two ml samples into disposable aluminum pans and drying in a forced draft oven for 24 hours. The AOAC (1985) microKjeldahl procedure was used to determine protein content of the samples. The extent of denaturation was estimated by determining the loss of soluble protein as described by Hamid-Samimi et al., supra, and the alphaamylase activity of the egg was determined as described by Shrimpton and Monsey, *J. Hyg.* 60:153 (1962).

**Sponge Cakes.** True sponge cakes were made by using half of the amounts of ingredients listed following the procedures given by Gorman and Ball (1986) (Chapter 15 in *Egg Science and Technology*, 3rd Ed., W. J. Stadelman and O. J. Cotterill, Eds., AVI Publishing Co., Inc. Westport, Conn.) with the omission of vanilla. Two separate batches of batter were mixed for each treatment and 340 g of batter was weighed into rectangular pans (21.5 x 11.5 x 6.5 cm, id.). Cakes were baked at 191° C. for 25 minutes, inverted on a wire rack and allowed to stand at room temperature overnight. Heights were determined from the mean of four measurements along the center line of the long axis of the cake. Cakes were then kept in plastic bags for further rheological evaluations.

Textural properties of the cakes were evaluated using an Instron Universal Testing Machine (Model 1122, Instron Engineering Corporation, Canton, Mass.). A plate was connected to a 2000-g load cell and positioned at the surface of the 5-cm cube of cake. The cross head and chart speeds were 200 mm/min and 100 mm/min,

respectively. Three samples from each cake were subjected to deformation-relaxation cycles. The cubed cake samples were kept in a plastic bag before and after each test. The water activity of the cake samples were determined by placing three Durotherm (Lufft, West Germany) water activity meters in the plastic bag. Each meter was calibrated daily with a solution of barium chloride (aW 0.90 at 20° C.).

Custards. Duplicate custards of the flan type were made. Ingredients were 190-ml evaporated milk, 196-g sweetened condensed milk, 125-g whole egg, 50-g water, and one teaspoon vanilla. All ingredients were blended in a Waring blender at low speed for one minute and 360-g were weighed into a rectangular pan (14.3×8.0×5.6 cm, id.) which had been sprayed with "PAM" (Boyle-Midway, Inc., New York, N.Y.). Pans were placed in a tray containing 2.5-cm water and baked at 191° C. for 40 minutes. After overnight storage at 10° C., height of the custard in the pan was determined from the mean of three measurements made and with calipers along the center line of the long axis of the custard. Custards were removed from the pan after the sides were loosened with a spatula and allowed to stand at room temperature for 45 minutes. Height was again determined and percent sag was calculated according to Gardner et al. *Poultry Sci.* 61:75 (1982). Custards were stored in plastic bags at 10° C. for rheological evaluation.

The flat plate described above for evaluation of cake texture was replaced with a 10.5 mm diameter rod with a semispherical tip and force-deformation curves to failure were obtained for each custard. Cross head speed was 100 mm/min and all other parameters were the same as used in evaluations of the cakes. Five values were averaged to obtain the penetration force (FI) for each custard.

Organoleptic Evaluation. Flavor of processed and stored egg was evaluated by one judge using the USDA palatability score (Laboratory Methods for Egg Products, USDA, Agricultural Marketing Service Poultry Division, Grading Branch, Washington, D.C. 20250 (1984)).

Thermal Process. The process times and temperatures used in this study are presented in Table 2.

TABLE 2

Proc. No.	Actual		Equivalent		Heating Value <sup>b</sup> (G × 10 <sup>42</sup> )	Theoretical % SPL <sup>c</sup>
	Time (Sec.)	Temp. (°C.)	Time (Sec.)	Temp. (°C.)		
1	26.2	63.7	30.4	63.1	6.1	0.52
2	92.0	63.8	97.5	63.3	20.8	1.74
3	192.2	65.3	192.4	65.1	72.8	5.97
4	9.2	67.8	15.7	66.5	8.4	0.71
5	36.9	68.2	63.0	67.5	44.6	3.70
6	123.0	68.3	123.5	67.9	99.4	8.10
6.1	123.0	68.9	129.0	68.4	117.6	9.50
7	2.7	71.5	9.5	68.5	8.9	0.75
8	30.1	72.2	36.5	71.5	78.9	6.46
9	36.7	72.0	62.5	71.8	146.8	11.70

<sup>a</sup>See Swartzel, *J. Food Sci.* 47:1886 (1982), and Hamid-Samimi et al. *supra* (1984) for descriptions of heating value and % SPL.

<sup>b</sup>G values are determined based on activation energy for SPL.

<sup>c</sup>Based on laboratory batch data.

The 10 processes, numbers 1-9, were performed in the same chronological order as they are numbered. After gaining process experience and as the result of evaluations during the study, it was determined that longer holding times and temperatures than expected could be

used. The actual temperatures reported in Table 3 are the averages of temperature readings, every 30 seconds, of the temperature probes at the beginning and end of the holding tube.

Equivalent times and temperatures as well as holding times and temperatures are set forth in Table 2. It can be seen that equivalent times are generally longer than the corresponding holding times, and equivalent temperatures are generally lower than the corresponding holding temperatures. At longer times, the differences between corresponding holding temperatures and equivalent temperatures are smaller.

The calculated heating value, G, shown in Table 2, gives a means for making a comparison of the relative severity of the different processes. Processes 9, 6.1, 6 and 8 had the highest G values, respectively. The percent SPL based on the heating value (G) are also shown in Table 2.

Chemical Properties of Processed Egg. The results of alpha-amylase activity assays (Table 3) confirms that the enzyme is inactivated by mild heat processes. Table 3 shows that the thermal processes used did not affect protein content or the soluble protein content.

TABLE 3

Process No.	Alpha-Amylase <sup>a</sup>			MicroKjeldahl <sup>b</sup>			% Soluble Protein <sup>c</sup> (From Absorbance)
	Raw	UHT	Plant	Raw	UHT	Plant	
1	0.045	0.048	0.099	13.10	11.60	13.1	86.2
2	0.033	0.588	—	12.39	11.96	—	102.3
3	0.055	1.050	—	11.67	11.32	—	101.3
4	0.029	0.031	0.137	11.83	11.79	11.51	101.1
5	0.046	1.000	—	10.19	10.13	—	100.3
6	0.053	1.120	—	12.27	12.34	—	100.9
6.1	0.040	1.130	—	12.70	12.54	—	103.3
7	0.052	0.764	—	12.37	12.53	—	104.5
8	0.063	1.000	—	11.19	11.42	—	100.4
9	0.060	1.170	—	11.74	11.77	—	100.7

<sup>a</sup>Alpha-Amylase data is reported as the absorbance at 585 nm. Activity is inversely related to absorbance.

<sup>b</sup>MicroKjeldahl data is reported as percent protein.

<sup>c</sup>Absorbance at 230 nm of heated egg/control (raw) egg in solution as described by Hamid-Samimi et al. *supra* (1984).

The chemical data indicate that the processes did not result in extensive damage to the egg proteins. The predicted percent soluble protein losses (Table 3) were based on studies conducted with small amounts of egg (1 ml) being heated in the cup of a Brookfield viscometer (Hamid-Samimi et al., *supra*, 1984). The egg was heated while various shear rates were applied to simulate egg under dynamic conditions that exist in conventional heat exchangers. Thus, this work revealed that the model system resulted in prediction equations that underestimated the thermal treatments that liquid whole egg products could tolerate while still obtaining products with good functional properties. Analysis of the causes of these unexpectedly good results led to the guidelines discussed above which should be followed to obtain functionally superior ultra-pasteurized products.

Function of Processed Eggs. The functional properties of the processed eggs agreed with the physical and chemical results. Based on the data presented in Tables 4 and 5 for nonstored egg, there appeared to be very little heat effect on the performance of the ultra-pasteurized egg relative to raw or commercially pasteurized egg. Cake height as an indication of the leavening ability and force to deform, springiness, and relaxation

parameter (Peleg and Normand, *Rheologica Acta* 22:108 (1983)) as indicators of textural properties were very similar for all egg examined.

TABLE 4

Functional Properties of Cakes for Control (Raw), Ultrapasteurized (UP) at Zero Day Storage, and Commercially Pasteurized Eggs (Plant).						
Variable	Treat- ment	Mean	Minimum	Maximum	n	C.V.
Maximum Force <sup>a</sup> (N)	Raw	10.02	7.79	13.70	10	17.3
	UP	10.49	9.18	12.91	10	10.5
	Plant	9.73	9.56	9.91	2	2.5
Relaxation <sup>b</sup>	Raw	0.394	0.379	0.417	10	3.24
	UP	0.410	0.395	0.442	10	3.34
Parameter	Raw	0.402	0.402	0.403	2	0.17
	Plant					
Springiness <sup>c</sup>	Raw	0.83	0.81	0.86	10	1.94
	UP	0.83	0.81	0.87	10	2.47
	Plant	0.82	0.81	0.82	2	1.32
Cake Height (mm)	Raw	65.1	63.3	66.7	10	1.66
	UP	61.7	55.1	65.5	10	5.26
Water Activity	Raw	0.873	0.832	0.891	10	2.53
	UP	0.875	0.835	0.892	10	2.37
	Plant	0.892	0.892	0.892	1	—
	Plant					

<sup>a</sup>Force required to deform the sample of cake by 26 mm.  
<sup>b</sup>Asymptotic relaxation value as defined by Peleg and Normand, *supra* (1983).  
<sup>c</sup>Ratio of the second peak force to the first peak force in the force deformation cycle.

TABLE 5

Functional Properties of Custards for Controls (Raw), Zero Day Storage Ultrapasteurized (UP) and Commercially Pasteurized Eggs (Plant).						
Variable	Treat- ment	Mean	Minimum	Maximum	n	C.V.
Penetration Force (N)	Raw	0.82	0.76	0.96	10	8.20
	UP	0.70	0.59	0.80	10	8.56
	Plant	0.79	0.77	0.81	2	3.69
Custard Height (mm)	Raw	35.7	35.1	36.7	10	1.66
	UP	35.6	35.1	36.3	10	5.26
	Plant	34.6	34.0	35.3	2	0.11
% Sag	Raw	7.2	5.65	9.54	10	16
	UP	7.1	5.41	8.56	10	13
	Plant	4.6	2.66	6.51	2	59

The water activity of the cakes were similar indicating that the experimental handling procedures for the cakes were uniform and should not have affected the instrumental evaluation of textural properties. The custard data indicated that all egg sources evaluated had good ability to form gels. The gels had excellent integrity as indicated by the relatively low percent sag, yet the custards were relatively tender as indicated by the penetration forces. Although weep was not measured, very little syneresis was noted even after holding the custards overnight for textural evaluations. The limited organoleptic evaluation of the processed eggs indicated that the thermal processes did not affect flavor or aroma in scrambled eggs relative to scrambled egg made from a fresh shell egg. The USDA palatability scores were seven to eight (eight being the highest score).

Refrigerated Storage Effect. As long as the processed egg was not obviously spoiled, as indicated by organoleptic evaluations, storage at 4° C. maintained the chemical, functional, and organoleptic properties of the processed egg up to 24 weeks for some of the samples. The data presented in Tables 6, 7, and 8 were taken from stored egg that was judged organoleptically sound. The criteria for that judgment were: (1) that the color was normal, i.e., within the expected range of color observed for eggs immediately post-processing, and (2) that there were no objectional aromas or flavors. In this

study, because of the sampling procedure where most of the samples were checked at four-week intervals, there were no borderline decisions, a sample was obviously acceptable or unacceptable. Bright yellow colors, off-aromas, and pH values below seven were typical of samples judged to be spoiled.

TABLE 6

Means for Proteins, Solids and pH for Controls (Raw), Commercially Pasteurized (Plant) and Ultrapasteurized (UP) Egg.						
Variable	Treat- ment <sup>a</sup>	Mean	Minimum	Maximum	n	C.V.
% Protein	Raw	11.92	10.19	13.10	10	6.8
	Plant	12.30	11.51	13.10	2	9.1
	UP	11.74	10.13	12.54	10	6.0
% Solids	Raw	24.6	23.9	25.2	10	1.6
	Plant	24.8	24.4	25.2	2	2.5
	UP	24.5	24.0	25.0	10	1.3
pH	4	24.4	24.0	24.9	10	1.3
	8	24.4	24.0	24.7	9	0.9
	12	24.3	23.8	24.7	7	1.3
	18	24.9	24.4	25.5	2	3.1
	24	24.8	24.7	24.9	2	0.3
	Raw	7.5	7.2	7.6	10	1.7
UP	Plant	7.1	7.1	7.2	2	0.5
	0	7.5	7.3	7.6	10	1.4
	4	7.4	7.2	7.6	10	1.4
	8	7.4	7.3	7.5	9	1.2
	12	7.3	7.2	7.4	7	1.2
	18	7.4	7.4	7.4	2	0
24	7.4	7.4	7.4	2	0	

<sup>a</sup>Numbers indicate storage at 4° C. in weeks for processed eggs.

TABLE 7

Functional Properties of Cakes Made from Eggs Stored at 4° C.						
Variable	Storage (Weeks)	Mean	Minimum	Maximum	n	C.V.
Maximum Force <sup>a</sup> (N)	4	9.78	7.90	14.95	10	21.3
	8	10.37	7.82	14.53	9	20.5
	12	11.29	8.84	14.28	7	18.2
	18	11.42	10.32	12.53	2	13.6
	24	10.53	9.57	11.49	2	12.9
Relaxation Parameter <sup>b</sup>	4	.3937	0.3739	0.4167	10	3.7
	8	.3876	0.3636	0.4132	9	3.9
	12	.3846	0.3717	0.4032	7	3.0
	18	.3788	0.3788	0.3788	2	3.1
	24	.3745	0.3704	0.3788	2	1.5
Springiness <sup>c</sup>	4	0.829	0.799	0.853	10	1.7
	8	0.834	0.811	0.872	9	2.0
	12	0.834	0.820	0.843	7	0.9
	18	0.831	0.829	0.832	2	0.3
	24	0.815	0.787	0.843	2	4.9
Height (mm)	4	61	54	65	10	6.02
	8	64	63	67	9	2.06
	12	64	60	65	7	2.7
	18	63	62	65	2	3.0
	24	65	65	65	2	0.22
Water Activity	4	0.860	0.796	0.888	10	4.2
	8	0.884	0.868	0.900	9	1.1
	12	0.879	0.844	0.896	7	2.0
	18	0.872	0.872	0.872	1	—
	24	0.879	0.876	0.882	2	0.4

<sup>a</sup>See Table 4 for definition of terms.

TABLE 8

Functional Properties of Custards Made from Eggs Stored at 4° C.						
Variable	Storage (Weeks)	Mean	Minimum	Maximum	n	C.V.
Penetration Force (N)	4	0.68	0.47	0.77	10	12.7
	8	0.70	0.64	0.76	9	9.1
	12	0.75	0.57	0.83	7	20.3
	18	0.94	0.85	1.02	2	12.6
	24	0.82	0.76	0.88	2	10.5

TABLE 8-continued

Functional Properties of Custards Made from Eggs Stored at 4° C.						
Variable	Storage (Weeks)	Mean	Minimum	Maximum	n	C.V.
Custard	4	35	34	36	10	2.4
	8	35	34	36	9	1.6
	12	35	35	36	7	1.2
	18	36	36	36	2	0.4
% Sag	24	35	35	35	2	1.0
	4	7.1	3.0	11.6	10	38.1
	8	5.9	3.5	7.5	9	20.5
	12	6.5	4.6	8.0	7	19.5
	18	7.2	6.4	8.1	2	15.9
	24	6.6	4.9	8.2	2	36.0

Visual observations of the interiors of opened packages revealed very little sedimentation during storage. A very thin layer of a fine, light yellow, granular-like material was observed on the bottom of cartons after four weeks of refrigerated storage.

Shelf Life. The times of spoilage of egg from each trial are presented in Table 9.

TABLE 9

Shelf Life for Liquid Whole Egg Stored at 4° C.	
Process	Shelf Life (Weeks)
1	4-8
2	8-12
3	>12
4	8-12
5	>18
6	18-24
6.1	>24
7	12-18
8	20-24
9	18-20

These data were used to generate the time and temperature guidelines set forth in FIG. 5.

The invention has been discussed with a degree of specificity above. This discussion has been provided for illustrative purposes only, with the scope of the invention being defined by the following claims.

That which is claimed is:

1. A method of making a packaged liquid whole egg product characterized by a preselected refrigerated shelf life of about four weeks to about 36 weeks, comprising passing the liquid whole egg product as a continuous stream through a pasteurizing apparatus, during which the liquid whole egg product is heated by contacting said liquid whole egg product to a heated surface for a predetermined time and to a predetermined temperature while at least periodically subjecting said continuous stream of liquid whole egg product to turbulence, wherein the liquid whole egg product is heated for a predetermined time and to a predetermined temperature insufficient to cause more than a 5% soluble protein loss from said product, wherein the total ther-

mal treatment received by the liquid whole egg product is described by an equivalent temperature and an equivalent time defining a point above the 5% SPL (BATCH) line of FIG. 3, and wherein said predetermined temperature and said predetermined time are chosen to impart said preselected shelf life to said liquid whole egg product, followed by aseptically packaging the liquid whole egg product.

2. A method according to claim 1, wherein said pasteurizing apparatus is sterilized before said liquid whole egg product is passed therethrough, and wherein said packaged liquid whole egg product is characterized by a preselected shelf life of about eight weeks to about 36 weeks.

3. A method according to claim 1, wherein said liquid whole egg product is subjected to turbulence for a major portion of the time said liquid whole egg product is heated.

4. A method of making a packaged liquid whole egg product characterized by a preselected refrigerated shelf life of about four weeks to about 36 weeks, comprising passing the liquid whole egg product as a continuous stream through a pasteurizing apparatus, during which the liquid whole egg product is

(a) heated by contacting said liquid whole egg product to a heated surface for a time sufficient to raise said liquid whole egg product to a predetermined holding temperature while at least periodically subjecting said continuous stream of liquid whole egg product to turbulence, then

(b) maintained at said preselected holding temperature for a predetermined holding time, wherein said holding temperature and holding time are selected to cause a soluble protein loss of not more than 5% from said product, and wherein said holding temperature and holding time are selected to impart said preselected shelf life to said liquid whole egg product, and then

(c) cooled, wherein the total thermal treatment received by the liquid whole egg product is described by an equivalent temperature and an equivalent time defining a point above the 5% SPL (BATCH) line of FIG. 3, followed by

(d) aseptically packaging the liquid whole egg product.

5. A method according to claim 4, wherein said pasteurizing apparatus is sterilized before said liquid whole egg product is passed therethrough, and wherein said packaged liquid whole egg product is characterized by a preselected shelf life of about eight weeks to about 36 weeks.

6. A method according to claim 4, wherein said liquid whole egg product is subjected to turbulence for a major portion of the time said liquid whole egg product is heated.

\* \* \* \* \*



**United States Patent** [19]  
**Swartzel et al.**

[11] Patent Number: **4,994,291**  
[45] Date of Patent: \* **Feb. 19, 1991**

- [54] **METHOD FOR THE ULTRAPASTEURIZATION OF LIQUID WHOLE EGG**
- [75] Inventors: **Kenneth R. Swartzel; Hershell R. Bell, Jr.; Mohammad-Hossein Hamid-Samimi**, all of Raleigh, N.C.
- [73] Assignee: **North Carolina State University**, Raleigh, N.C.
- [\*] Notice: The portion of the term of this patent subsequent to Feb. 28, 2006 has been disclaimed.
- [21] Appl. No.: **535,718**
- [22] Filed: **Jan. 11, 1990**

**Related U.S. Application Data**

- [63] Continuation of Ser. No. 311,594, Feb. 16, 1989, which is a continuation of Ser. No. 904,744, Sep. 8, 1986, Pat. No. 4,808,425.
- [51] Int. Cl.<sup>3</sup> ..... **A23L 3/00**
- [52] U.S. Cl. .... **426/399; 426/521; 426/614**
- [58] Field of Search ..... **426/399, 521, 614**

[56] **References Cited**

**U.S. PATENT DOCUMENTS**

2,565,311	8/1951	Koontz et al.	426/521
3,113,872	12/1963	Jones	426/511
3,404,008	10/1968	Ballas et al.	426/521
3,579,631	5/1971	Stewart et al.	424/86
4,675,202	6/1987	Weinger et al.	426/614

**OTHER PUBLICATIONS**

Egg Pasteurization Manual ARS74-48, Mar. 1969, U.S.

Department of Agriculture, Agriculture Research Service.  
7 CFR Part 59 (1985).  
*Poultry Sci.* 61, 1461-1462 (1982) (Abstract).  
W. K. Stone and P. R. Rony, Aseptic Processing of Liquid Eggs Pasteurized in a Teflon Heat Exchanger (1983) and letter from W. K. Stone dated Apr. 20, 1983.  
E. O. Essary, P. R. Rony and W. F. Collins, New Uses for Heated Aseptically Packaged Fluid Egg Products. Laura C. Jacobs, Aseptic Packaging Promises New Role for Pasteurized Liquid Eggs.  
M. H. Hamid-Samimi and K. R. Swartzel, *J. of Food Proc. and Pres.* 8, 219 (1984).  
Kenneth R. Swartzel, *J. of Agri. and Food Chem.* 34 396 (May/Jun. 1986).  
Abstract Concerning Poultry Science Association Annual Meeting, Jul. 29-Aug. 2, 1985, Iowa State University, Ames.  
Mohammad-Hossein Hamid-Samimi, Thesis: Criteria Development for Extended Shelf-Life Pasteurized Liquid Whole Egg (1984).

*Primary Examiner*—Marianne Cintins  
*Attorney, Agent, or Firm*—Bell, Seltzer, Park & Gibson

[57] **ABSTRACT**

Methods of ultrapasteurizing liquid whole egg products in continuous flow, high temperature, short time pasteurization equipment are provided. The equivalent point method is preferably used to evaluate the total thermal treatment received by the product in this equipment. Also disclosed is a method of making liquid whole egg products having preselected, extended, refrigerated shelf lives.

**21 Claims, 4 Drawing Sheets**

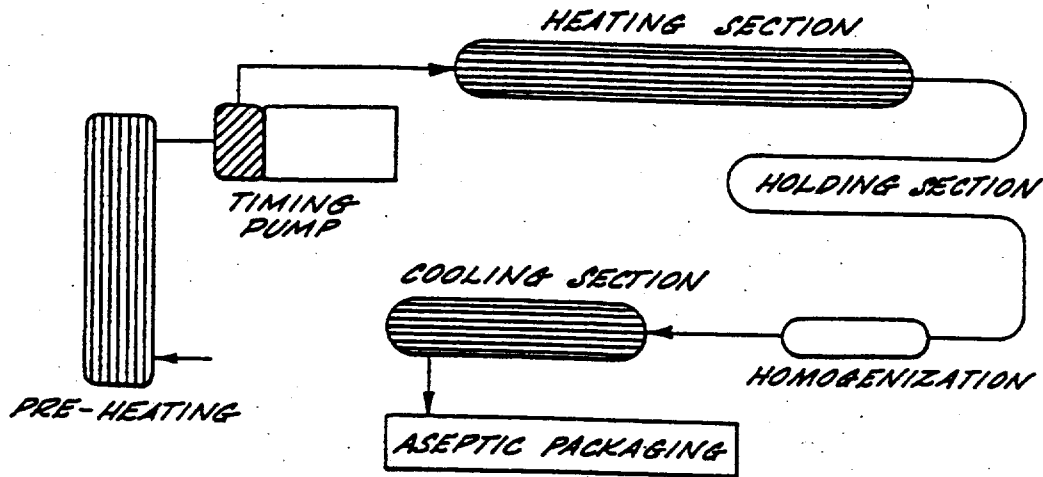


FIG. 1.

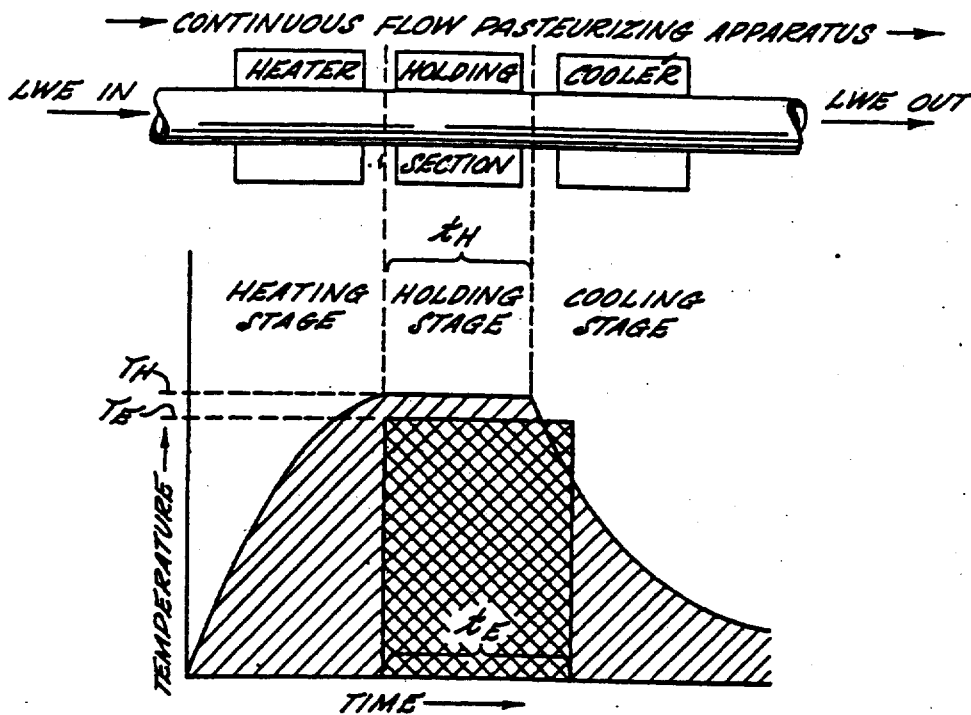


FIG. 2.

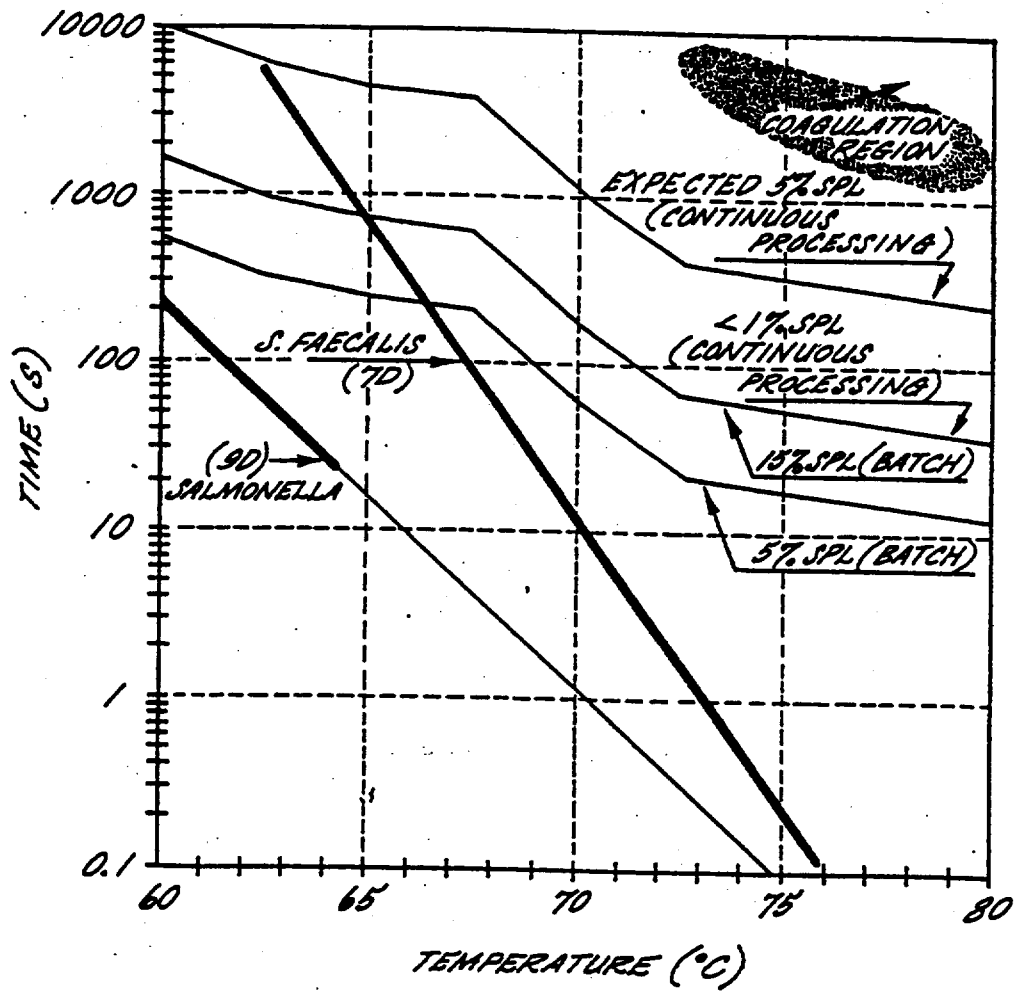


Fig. 3.

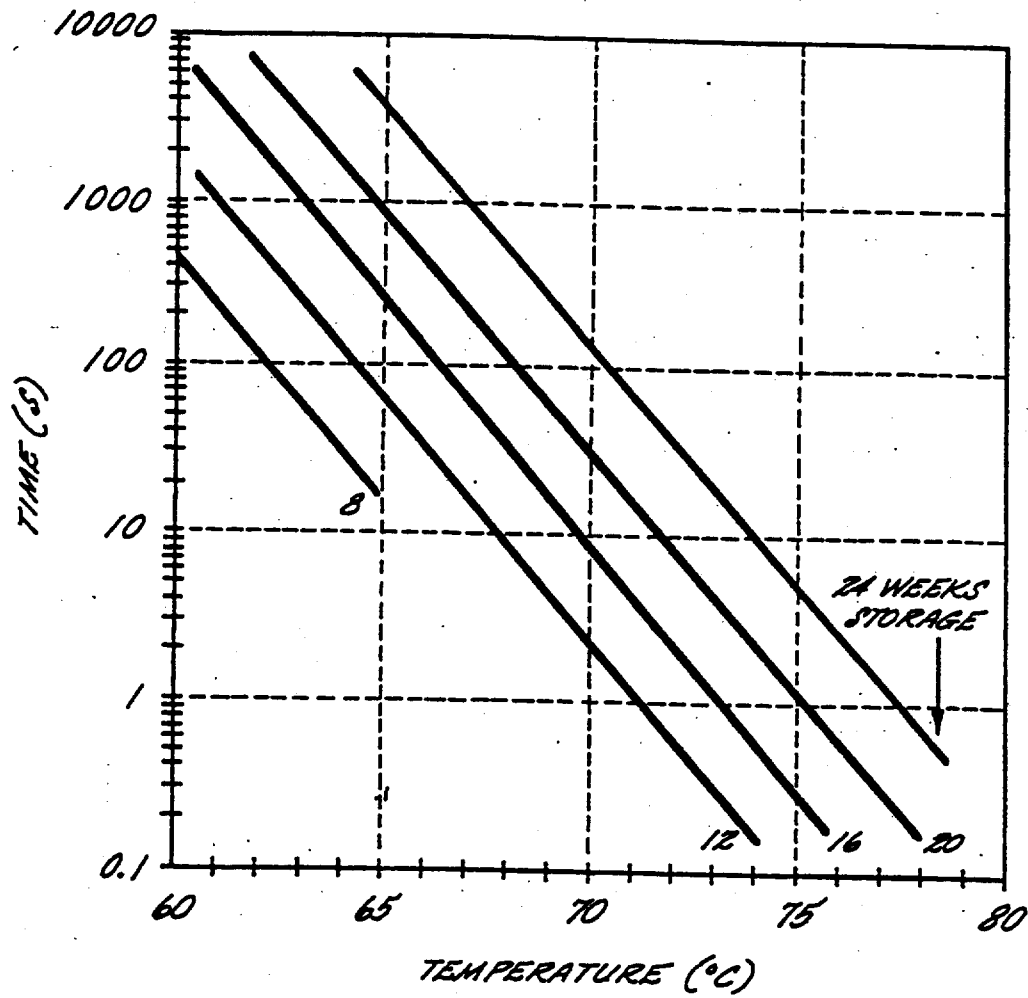


FIG. 4.

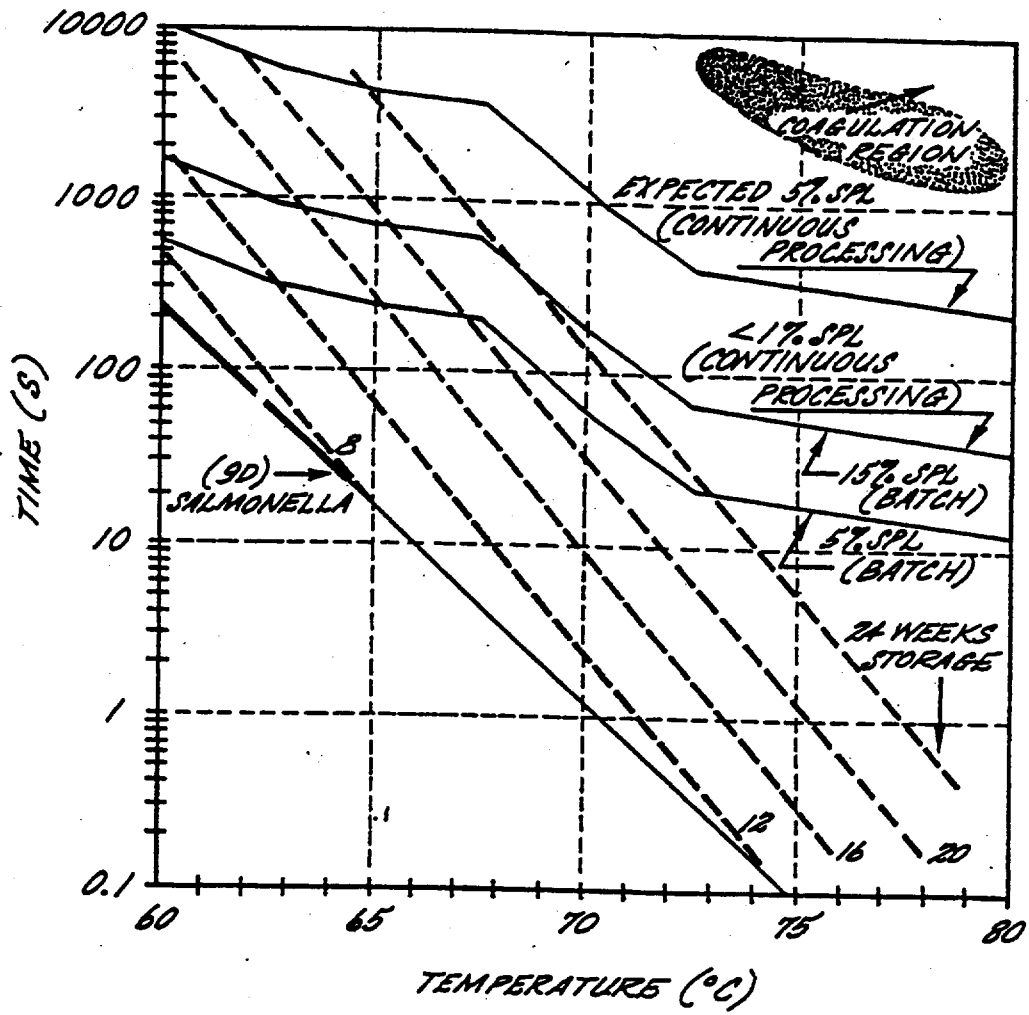


FIG. 5.

## METHOD FOR THE ULTRAPASTEURIZATION OF LIQUID WHOLE EGG

This application is a continuation of application Ser. No. 07,311,594, filed Feb. 16, 1989, which is a continuation of application Ser. No. 06/904,744, filed Sept. 8, 1986, now U.S. Pat. No. 4,808,425.

### DESCRIPTION OF THE INVENTION

The present invention relates to the pasteurization of liquid whole egg products generally, and particularly relates to ultrapasteurization methods which can be used to produce liquid whole egg products which have good functional properties and which have extended refrigerated shelf lives.

### BACKGROUND OF THE INVENTION

The U.S. egg industry produced more than 300 million pounds of frozen pasteurized egg products in 1985. The relatively mild pasteurization processes used are designed to eliminate *Salmonella* from eggs for all practical purposes, but do not destroy organisms capable of spoiling egg products held under refrigerated temperatures above freezing. The survival of spoilage organisms in pasteurized egg, coupled with conventional packaging technology, results in products with limited shelf life (7-14 days at 40° F.) that require freezing and frozen distribution systems for preservation. Freezing is cost intensive, lowers the functional quality (flavor, performance, etc.) of the egg product, and results in an inconvenient product that requires thawing prior to use.

Standard pasteurization practices for liquid whole egg products are generally discussed in the *Egg Pasteurization Manual* (USDA Agricultural Research Service 1969). See also U.S. Pat. No. 3,949,099 to Kaufman, at column 1, lines 46-58 (summarizing pasteurization processes). The *Egg Pasteurization Manual* notes that experiments conducted in England to establish treatment conditions used there, which were carried out in a high temperature, short time pasteurization unit, included trials with holding times of two and one-half minutes and temperatures up to 151 degrees Fahrenheit (66.1 degrees Centigrade). The functional quality of these eggs is not discussed; however, it is noted that England adopted a lower temperature of 148 degrees Fahrenheit as a treatment condition. The Manual observes that such "severe" treatments help increase the stability of egg products in liquid form, but does not teach how this can be accomplished without sacrificing desirable functional properties of the products. For other types of egg products which are more heat stable, pasteurization temperatures as high as 152 degrees Fahrenheit (66.67 degrees Centigrade) have been reported. Again, little is known about how to ultrapasteurize (decrease the number of spoilage microorganisms to levels lower than obtained with a pasteurization procedure) these products by heating without sacrificing functional performance.

Higher temperatures than those investigated in England have been explored. See e.g., Essary, E. O., Rony, P. R., and Collins, W. F., *New uses of heated aseptically packaged fluid egg products*, Report to the American Egg Board (1983). This work suggested that merging techniques of ultrapasteurization with aseptic packaging can be accomplished to yield safe, stable, and functional liquid whole egg. This research suggested and used a heat exchanger operated in laminar flow to pro-

cess whole egg at elevated temperatures, and used an ethylene oxide-flushed glove box to aseptically package the product (neither device approved for the commercial production of a salable product). Holding temperatures of up to 154 degrees Fahrenheit (67.8 degrees Centigrade) were reported. The results of this pioneering work demonstrated the possibility of extending the refrigerated shelf life of liquid whole egg products, but did not enable the commercial production of a refrigerated product which could be sold to consumers.

To carry out ultrapasteurization of liquid whole egg products on commercial equipment, the time and temperature parameters of the thermal treatment must be selected with care. Arbitrary increases in thermal treatment will likely produce a functionally unacceptable product, or—even worse—coagulation of the product and blockage of the pasteurizing equipment. Because such pasteurizing equipment operates at high pressures (e.g., 1,500 p.s.i. and more) the consequences of blockage are serious. For these reasons, it is essential to know how liquid whole egg products respond to various thermal treatments before experimenting with the production of these products on commercial equipment.

Because this essential information was not available, Hamid-Samimi investigated the time and temperature parameters which should be used in commercial equipment to obtain a functionally acceptable, ultrapasteurized, liquid whole egg product. M. H. Hamid-Samimi, *Criteria Development for Extended Shelf-Life Pasteurized Liquid Whole Egg*, Ph.D. Thesis, North Carolina State University (1984). This research was carried out at the laboratory bench, with a Brookfield viscometer, which processed the product in small batches rather than continuously. Processing times and temperatures defining thermal treatments producing a soluble protein loss (SPL) of up to 5% from the product, as an upper limit, were suggested as producing a functionally acceptable product. The suggested 5% SPL limit was defined by a graph line in the thesis this line is reproduced herein in FIG. 3 as the 5% SPL (Batch) line. Time and temperature values tested by other investigators which were believed to be the limits of pasteurization are summarized in M. H. Hamid-Samimi and K. R. Swartzel, *J. Food Processing and Preservation* 8: 219, 221 FIG. 1 (1984). All are below the 5% SPL (Batch) line.

The present inventors sought to test the predictions of Hamid-Samimi by ultrapasteurizing liquid whole egg on continuous flow, high temperature, short time pasteurization equipment. It was unexpectedly found that functionally acceptable liquid whole egg can be produced at times and temperatures greater than previously believed. These findings, which will be explained in detail below, enable the commercial production of functionally acceptable products with longer refrigerated shelf lives than heretofore available. As will also be explained below, discovery of these unexpected results has led to the identification of several steps which should be taken to produce ultrapasteurized liquid whole egg products that have superior functional properties.

The object of the present invention, in short, is to provide liquid whole egg products for refrigerated distribution which have greatly reduced levels of spoilage microorganisms, while still having good functional properties.

## SUMMARY OF THE INVENTION

This object is achieved by a method for ultrapasteurizing liquid whole egg products. The method comprises passing the liquid whole egg product as a continuous stream through a pasteurizing apparatus, during which the liquid whole egg product is heated to a predetermined real temperature. The method is practiced so that the total thermal treatment received by the liquid whole egg product is described by an equivalent temperature and an equivalent time (these terms are explained in detail below) defining a point above the 5% SPL (Batch) line of FIG. 3, but insufficient to cause coagulation of the product.

Also disclosed herein is a method of making a packaged liquid whole egg product characterized by a preselected refrigerated shelf life of from about four weeks to about 36 weeks. This method comprises passing the liquid whole egg product as a continuous stream through a pasteurizing apparatus, during which the liquid whole egg product is heated for a predetermined time and to a predetermined temperature. The predetermined time and the predetermined temperature are chosen to impart the preselected shelf life to the liquid whole egg product. After it is heated, the liquid whole egg product is aseptically packaged.

Preferably, the continuous stream of liquid whole egg product referred to in each of the methods above is at least periodically subjected to turbulence while it is heated. The liquid whole egg products are also, preferably, homogenized after they have been heated. In addition, the methods described above are more narrowly described as methods in which the liquid whole egg product is heated to a predetermined holding temperature, then maintained at said predetermined holding temperature for a predetermined holding time, and then cooled.

## BRIEF DESCRIPTION OF THE DRAWINGS

FIG. 1 is a schematic diagram of a continuous flow pasteurizing apparatus suitable for carrying out the present invention.

FIG. 2 is a diagram illustrating the differences and relations between real holding times and holding temperatures, and equivalent times and equivalent temperatures for describing total thermal treatments, in continuous flow pasteurizing equipment.

FIG. 3 is a graph showing time and temperature regions for the ultrapasteurization of liquid whole egg products.

FIG. 4 is a graph showing equivalent times and equivalent temperatures that give particular refrigerated shelf lives for liquid whole eggs.

FIG. 5 is a combination graph in which FIGS. 3 and 4 are superimposed, with the *S. faecalis* line removed.

## DETAILED DESCRIPTION OF THE INVENTION

Thermal treatments simultaneously produce beneficial and undesirable changes in food products. Knowledge of kinetic methods, and how they can be applied to the mechanics of designing a thermal process, aids in attaining food quality retention and process efficiency. Determining the time and temperature requirement for a thermal process depends upon destruction of spoilage and disease causing microbial spores while minimizing undesirable physical, chemical and biological transformations that occur within the product.

As schematically shown in FIG. 1, with arrowheads indicating direction of flow, continuous flow thermal processing equipment comprises heating, holding, and cooling sections. The thermal treatment received by the product in the heating and cooling stage, (illustrated in FIG. 2), is oftentimes not considered instead, only the holding time ( $t_H$ ) and holding temperature ( $T_H$ ) are considered. However, when products are pasteurized in such equipment at higher temperatures and shorter times, as is taught herein, the contribution of the heating stage, and perhaps the cooling stage, to the total thermal treatment of the product becomes significant, and must be accounted for if a product with good functional qualities is to be obtained and coagulation during pasteurization is to be avoided. It is accordingly recommended that the equivalent point method for evaluating thermal treatments be applied in practicing the present invention. As explained in detail below, this method describes the total thermal treatment received by a product in continuous flow equipment with one equivalent time ( $t_E$ ) and one equivalent temperature ( $T_E$ ) (see FIG. 2).

Procedures for use of the equivalent point method for analyzing the thermal effects on products during continuous flow heating have been previously outlined (Swartzel, 1982, *J. Food Sci.* 47:1886 and Swartzel, 1986, *J. Agric. Food Chem.* 34:397) and are known to those skilled in the art. This method differs substantially from previous methods in that all other methods define the thermal treatment based upon a single factor such as enzyme inactivation, microbial destruction, protein denaturation, nutrient loss, etc. The problem with these other methods is that a physical and/or chemical effect (flavor, color, product separation and gelation during storage if thermally related) may actually be the shelf life limiting factor.

The unique feature of the equivalent point method lies in the fact that, for any thermal curve, one equivalent time and equivalent temperature combination exists (see FIG. 2). This equivalent time and temperature combination will yield the exact thermal effect on all constituents within the product as would the original thermal curve. This unique time and temperature combination is not dependent on individual constituent kinetics, as are all previous thermal evaluation procedures (it is independent of constituent activation energy).

To determine the equivalent point of a thermal system, a complete thermal history of the treatment must be available. This is obtained by measuring mixed mean product temperatures at various locations (entrance to the heat exchanger, exit of the heat exchanger and at least two locations inside the heat exchanger). Time is calculated by correlating mean residence time with location of the temperature probe. With heat exchangers into which it is difficult or impractical to insert thermal probes, time-temperature curves are calculated based on knowledge of the product's physical characteristics and on the geometry of the processing equipment.

With available time-temperature curves and a basic knowledge of kinetic relationships, equivalent points can routinely be calculated. The log of a product constituent concentration ratio (initial concentration divided by concentration after treatment) is set equivalent to the integration of that constituent's Arrhenius equation (or any other appropriate function describing the temperature dependency of the rate of the reaction associated with the constituent change) for the particu-

lar time-temperature interval (thermal history previously defined). For a given activation energy each section of a thermal treatment (heating, holding, and cooling) will produce a unique thermal constituent concentration ratio. For the different sections the effect may be summed. For the original activation energy selected, a linear infinite log (time)temperature relationship exists. Any and all of these infinite time and temperature combinations would produce the same thermal effect on a constituent (with the same activation energy) as during the original thermal treatment. By reexamining the original thermal curves with different activation energies a series of infinite linear log (time)-temperature relationships are developed (one line in a log (time)-temperature plot per activation energy). Uniquely all lines intersect at one point. This unique time-temperature is the equivalent point for the original thermal curve. It accounts for all thermal treatment and is used to accurately predict constituent change, or product characteristic.

FIG. 3 sets forth thermal treatments which should be used to ultrapasteurize liquid whole egg products. Thermal treatments defined by points above the 5% SPL (Batch) line have not heretofore been suggested. For practicing the present invention in continuous flow processing equipment, the thermal treatment is described by a point on FIG. 3 defining an equivalent time and an equivalent temperature, as explained above. The thermal treatment should be more than sufficient to pasteurize the liquid whole egg product. "Pasteurize" means to cause a nine log cycle (9D) or 99.9999999% reduction in Salmonella in the product being treated. The thermal treatment should be insufficient to cause the liquid whole egg product to coagulate. The thermal treatment should more particularly cause not more than a 15% soluble protein loss (SPL) in the liquid whole egg product being treated, and will preferably cause not more than a 5% soluble protein loss in the product being treated. The expected 5% SPL (continuous processing) line on FIG. 3 indicates approximately the upper limit on thermal treatments which can be tolerated without sustaining more than a 5% soluble protein loss (the exact location of this line for any one process will depend on the physical factors discussed below). More preferably, the thermal treatment will be designed to produce not more than about a 1% soluble protein loss from the product. As shown in FIG. 3, equivalent times and equivalent temperatures defining points along the line previously believed to represent the line at which a 15% soluble protein loss would be obtained (the 15% SPL (Batch) line), are now known to represent thermal treatments which produce ultrapasteurized products having less than a 1% soluble protein loss under continuous flow.

The line defining thermal treatments causing a seven log cycle reduction in the spoilage bacteria *Streptococcus faecalis* is labeled in FIG. 3 as the *S. faecalis* (7D) line. The *S. faecalis* line has a steeper slope than the several SPL lines. This illustrates that thermal treatments employing higher temperatures and shorter times are preferred for practicing the present invention. Thus, holding soluble protein loss constant (so that treatment time must be decreased as treatment temperature is increased), thermal treatments in which the product is subjected to treatment temperatures of about 67.0 degrees Centigrade or more are preferred to thermal treatments in which the product is subjected to treatment temperatures of 65° C.; treatment temperatures of about

69.0° C. or more are preferred to treatment temperatures of 67° C.; treatment temperatures of about 71.0° C. or more are preferred to treatment temperatures of 69° C.; treatment temperatures of about 73.0° C. or more are preferred to 71° C.; and so on. The foregoing statement is true whether the real temperatures (or holding temperatures) of the processes are being compared, or equivalent temperatures are being compared (thus the term "treatment temperature" is used to encompass both).

Treatment temperatures are primarily limited by the ability to accurately time the duration of the thermal treatment: as temperature is increased the treatment time must be decreased, and shorter treatment times are more difficult to administer with precision. Generally, equivalent temperatures not more than about 90° C. are preferred, and equivalent temperatures not more than about 80° C. are more preferred.

Desirable thermal treatments for practicing the present invention can also be described with reference to the *S. faecalis* lines. Preferably, the thermal treatment will define a point above the *S. faecalis* (7D) line, and more preferably the thermal treatment will define a point above the *S. faecalis* (9D) line. While this latter line is not plotted in FIG. 3, it can be plotted in accordance with the equations given below.

Equations for lines in the figures are as follows, where  $t$ =time in seconds,  $T$ =temperature in degrees Centigrade, and  $n$ =number of decimal reductions. Salmonella line:  $\log(t)=15.96-0.227(T)$ . *S. faecalis* lines:  $\log(t)=24.62+\log(n)-0.346(T)$ . % SPL lines:  $\log(t)=\log(\%SPL)+a-b(t)$ , where  $a$  and  $b$  are given in TABLE I below:

TABLE I

T range °C.	a (for Batch lines)	b	a (Expected) (for continuous flow lines)
60-62.5	7.494	0.091	1.761
62.5-67.5	4.103	0.037	1.370
67.5-72.5	14.68	0.194	15.942
72.5 and above	3.014	0.033	4.281

These equations can be used to extend the teaching of the figures beyond their depicted scope.

The liquid whole egg product is preferably heated by contacting the product to a heated surface. The heated surface is comprised of a corrosion-resistant, non-toxic and nonabsorbent material such as stainless steel. Standards for evaluating the acceptability of such product contact surfaces (the 3-A Sanitary Standards) are known and established. See, e.g., *Egg Pasteurization Manual*, supra, at 27.

To obtain a product with reduced amounts of spoilage microorganisms, the pasteurizing apparatus should be sterilized before the liquid whole egg product is passed therethrough. Sterilizing is preferably accomplished by passing hot water under pressure through the pasteurizing apparatus, as is known in the art, so that, among other things, hot water is contacted to the heating surface at a temperature and pressure and for a time sufficient to sterilize the heating surface.

In addition, the product, after ultrapasteurization, should be aseptically packaged. Aseptically packaged means packaged to the exclusion of microorganisms other than those carried by the liquid whole egg product. Equipment suitable for aseptically packaging liquid whole egg products is commercially available.



FIG. 4 illustrates the refrigerated shelf life of liquid whole egg after it is ultrapasteurized and aseptically packaged, as explained above. The term "refrigerated," as used herein, means stored at a temperature of 4° C. Time and temperatures for points on each line represent equivalent times and temperatures, as also explained above. A liquid whole egg product having a preselected shelf life of from about 4-36 weeks is made by selecting a point on a line or in a region which will provide the desired shelf life, determining the equivalent time and equivalent temperature which correspond to the point selected, and—preferably through the use of the equivalent point method—establishing the operating conditions on the particular pasteurizing apparatus being used that will provide the selected thermal treatment. Products having shelf lives not depicted in FIG. 4 are made by extrapolating the teachings of the figure, in light of the teachings above. Preferably, this process is carried out in pasteurizing apparatus which has been sterilized before the liquid whole egg product is passed there-through, as explained above, to produce products having shelf lives of about eight weeks or more. In addition, it will be appreciated that longer shelf lives are generally obtained at the expense of greater levels of soluble protein loss. Thus, if product distribution systems do not require otherwise, products with shelf lives of up to about 32 weeks are preferred, and products with shelf lives up to about 24 weeks are more preferred.

FIG. 5 combines portions of FIGS. 3 and 4. It shows how the thermal treatments selected to provide a desired shelf life can at the same time be selected to provide products with good functional properties. More particularly, thermal treatments can be selected which produce liquid whole egg products having the desired shelf life and a soluble protein loss not greater than 5%.

The foregoing graphs have been presented to aid the understanding of the present invention. Some variation about the plotted lines is to be expected when the present invention is practiced on different equipment, or with different products. These graphs are accordingly not to be taken as limiting the present invention, as departures could be made therefrom while still capturing and benefiting from the teachings of the invention.

To obtain a superior ultrapasteurized liquid whole egg product, the contact time of the liquid product to heated surfaces during pasteurization should be reduced. More particularly, every particle of liquid whole egg product should be in contact with the heated surface or surfaces of the unit in which the product is heated for a total time less than the residence time of the particle in the heating unit. (The term "particle" as used herein has its standard meaning in the egg pasteurization field. See, e.g., 7 C.F.R. § 59.570(b) (1985)). This is accomplished by mixing the product at least periodically while it is being heated. In a continuous flow pasteurizing apparatus, such mixing is accomplished by introducing turbulence into the stream of the product at least periodically while it is being heated, as discussed below. Other steps which are preferably employed to reduce fluid element contact time to heated surfaces include providing portions of the thermal treatment in which fluid elements are not in contact with heated surfaces, such as by providing a portion of the thermal treatment in a holding section, and by providing heated contact surface area to product volume ratios of less than 18 cm<sup>2</sup>/cm<sup>3</sup> (Thus the surface area to volume ratio is preferably less than about 10, and is more preferably in the area of about 2).

It is also desirable to induce physical forces to make the product more homogeneous prior to thermal treatment, such as by inducing shear forces capable of reducing protein and fat unit size. This is preferably accomplished by dispersing the product prior to heating. Dispersing may be carried out with a dispersing valve or with a timing pump, as is known in the art. Such treatment advantageously reduces fouling, and serves to reduce any tendency of the product to coagulate. Such a dispersing step may be carried out by conducting a more rigorous homogenization step, but it is recommended that such more expensive homogenizing equipment be used as described below.

It is preferable that a homogenization step after heating be included. The term "homogenized," as used herein, means to subject the product to physical forces to reduce particle size. Such procedures are known in the art, and may be carried out on different types of equipment. It is preferable to carry out this homogenizing step with homogenizing equipment at total pressures of about 1,000 p.s.i. or more. Pressures of about 1,500 p.s.i. or more are more preferred, and pressures of 2,000 p.s.i. or more still more preferred.

Of these steps, it is particularly desirable to mix the liquid whole egg product at least periodically while it is heated. As noted above, in continuous flow equipment mixing is carried out by at least periodically subjecting the stream of liquid whole egg product to turbulence while it is heated. Turbulence, which is the mixing of particles over the cross-section of the product stream, is discussed in the *Egg Pasteurization Manual* at pages 6-8. Such turbulence is characterized by a Reynolds number greater than about 2,300, and preferably greater than about 4,600. Commercial high temperature, short time pasteurizing units are available which at least periodically impart turbulence to the stream of product being pasteurized while the product is being heated. For the purposes of the present invention, greater levels of turbulence are preferred. Thus the liquid whole egg product is preferably subjected to turbulence for a major portion of the time it is heated. Plate heat exchangers, trombone heat exchangers, spiral heat exchangers, and scrape surface heat exchangers are illustrative of the types of known heat exchangers which can be used to subject liquid whole egg products to turbulence while they are heated. The physical forces induced in scrape surface heat exchangers are generally thought of as "mixing," but these exchangers induce turbulence at least in regions of the product stream, and are therefore considered to induce turbulence for purposes of the present invention.

Examples of whole egg products which can be pasteurized in liquid form by the method of the present invention include whole egg, fortified whole egg (whole egg with added yolk), salt whole egg (e.g., salt 10%), sugar whole egg (e.g., sugar 10%), blends of whole egg with syrup solids, syrups, dextrose and dextrins and/or gums and thickening agents, blends of whole eggs with less than 1% sugar and/or salt, scrambled egg mixes (for example, a mix of about 51% egg solids, 30% skim milk solids, 15% vegetable oil and 1.5% salt), reduced cholesterol egg products and blends thereof, custard blends, and the like. Products which are extremely sensitive to thermal processing and which are particularly suitable for ultrapasteurization by the present invention include, for example, liquid whole egg and blends thereof (less than 2% added nonegg ingredients), fortified whole egg and blends thereof

(24-38% egg solids, 2-12% added nonegg ingredients), liquid salt whole egg, liquid sugar whole egg, and other liquid whole egg blends which are 24-38% egg solids and 12% or less of added nonegg ingredients. Terms used herein have their standard meaning in accordance with industry and regulatory usage. See, e.g., 7 C.F.R. § 59.570(b) (1985).

The invention having been explained in general terms above, the following examples are provided to further illustrate the invention.

#### EXAMPLES 1-10

**Raw Egg Product.** Raw liquid whole egg was obtained from a local breaking plant (Gold Kist, Durham, N.C.). The egg was taken from their raw holding tank which was agitated to thoroughly blend approximately 30,000 pounds of egg. The egg was manually filled into 13.6 kg (30 lb) metal cans and were kept refrigerated before being transported 13.2 km (20 mi) to our laboratory in an insulated truck. The egg was held overnight at 4° C. (40° F.) or allowed to stand at room temperature for up to 12 hours to achieve higher bacterial numbers

**Thermal Processes.** The time-temperature processes used in this study were designed to be equal to or more severe than minimum conditions defined by the 9D line for the destruction of *Salmonella* in whole egg (USDA, 1969) and within predetermined limits of denaturation of egg protein defined as percent soluble protein loss (%SPL) by Hamid-Samimi et al., *J. Food Sci.* 49:132 (1984). The objectives of this design were to provide *Salmonella* negative whole egg with a low number of surviving spoilage organisms while retaining adequate functional properties.

The thermal processing system used is outlined in FIG. 1. It consisted of a plate-type heat exchanger for preheat, various modifications of the No-Bac Unitherm model XLV (Cherry Burrell Corporation, Cedar Rapids, Iowa) to achieve different holding times, an aseptic homogenizer operated at 10.34 mPa (1,500 p.s.i.), and an aseptic packaging system (Model AB-3-250, Tetra Pak Inc., Dallas, Tex.) The flow rate was  $2.89 \times 10^{-4} \text{ m}^3/\text{sec}$  (275 GPH) with heating, holding, and cooling pipe diameters of 12.45 mm ID (5/8" nominal) stainless steel.

Before each process the entire system was sterilized at 121° C. for 30 minutes using hot water in the product section and steam in the heating media section and then cooled. The product and heating media temperatures were recorded for evaluation of the thermal effect of the heating section and to determine the total thermal effect Swartzel, *J. Agri. Food Chem.* 34:396 (1986). The temperatures were measured using Type T thermocouples with an electronic data logger (Model 9302, Monitor Labs., Inc., San Diego, Calif.). Each thermocouple probe was scanned every 30 seconds (one minute for process #1) and the readout sent to a computer for analyses. The specific locations of the thermocouples in the system were as described by Swartzel and Jones, Paper No. 84-6006 of the American Society of Agricultural Engineers (1984).

Approximately one hour prior to initiation of each process, 408.2 kg (900 lb) of raw egg were transferred from the metal cans to a 568 l (150 gal) vessel (Creamery Package Mfg. Co., Chicago, Ill.) and then mixed at room temperature with the stirring propeller at ca. 30 r.p.m. This volume of egg required approximately 20 minutes to process, therefore the last liter of egg was processed not later than 80 minutes after being removed

from the cooler. Nine processes designated 1, 2, 3, 4, 5, 6, 7, 8, and 9 were run. Process 6 was repeated and designated 6.1. They were conducted two days apart on egg picked up on the same day. Egg for processes 6.1 to 9 were held at room temperature for not more than 12 hours to achieve a higher initial microbial load. All egg incubated at room temperature was chilled to 4° C. (40° F.) prior to processing.

After holding the egg at the scheduled process time and temperature and prior to packaging, the temperature was reduced to less than 10° C. (50° F.) in less than 26 seconds. Occasionally, due to technical difficulties it was not possible to cool the processed egg to below 10° C. In those instances the processed egg was moved into a freezer at -20° C. for 20 minutes after packaging. The packaging material was a low oxygen permeable laminate of polyethylene, paper, and aluminum foil formed into 250 ml containers (Tetra Pak aseptic filler model AB-3) Each package was dated and coded so that egg processed in the first seven minutes, the second seven minutes, and the remaining time were numbered 1, 2, and 3, respectively. The processed and packaged egg was held overnight at 4° C. (40° F.) prior to obtaining samples and being distributed for four and 10° C. storage.

**Sampling.** Samples of raw egg for physical, chemical, and functional testing were aseptically removed from the mixing vat approximately 30 minutes prior to processing. The samples were then held overnight at 4° C. for evaluation with the pasteurized egg. Pasteurized samples were obtained on the day after processing or at selected times during storage at four and 10° C. Analyses were made on the combined contents of three or four individual packages representing the first, second, and third portions of each process run. When four packages were required, two packages from the middle portion of each process were used. Any sediment on the bottom of the cartons was scraped out and mixed into the egg by magnetic stirring.

**Chemical Assays.** The pH of the product was determined with a Fisher Accumet pH meter, model 600, equipped with a calomel reference and glass indicating electrodes. Solids were determined in triplicate by weighing two ml samples into disposable aluminum pans and drying in a forced draft oven for 24 hours. The AOAC (1985) microKjeldahl procedure was used to determine protein content of the samples. The extent of denaturation was estimated by determining the loss of soluble protein as described by Hamid-Samimi et al., supra, and the alphaamylase activity of the egg was determined as described by Shrimpton and Monsey, *J. Hyg.* 60:153 (1962).

**Sponge Cakes.** True sponge cakes were made by using half of the amounts of ingredients listed following the procedures given by Gorman and Ball (1986) (Chapter 15 in *Egg Science and Technology*, 3rd Ed., W. J. Stadelman and O.J. Cotterill, Eds., AVI Publishing Co., Inc. Westport, Conn.) with the omission of vanilla. Two separate batches of batter were mixed for each treatment and 340 g of batter was weighed into rectangular pans (21.5 x 11.5 x 6.5 cm, id.). Cakes were baked at 191° C. for 25 minutes, inverted on a wire rack and allowed to stand at room temperature overnight. Heights were determined from the mean of four measurements along the center line of the long axis of the cake. Cakes were then kept in plastic bags for further rheological evaluations.

Textural properties of the cakes were evaluated using an Instron Universal Testing Machine (Model 1122, Instron Engineering Corporation, Canton, Mass.). A plate was connected to a 2000-g load cell and positioned at the surface of the 5-cm cube of cake. The cross head and chart speeds were 200 mm/min and 100 mm/min, respectively. Three samples from each cake were subjected to deformation-relaxation cycles. The cubed cake samples were kept in a plastic bag before and after each test. The water activity of the cake samples were determined by placing three Durotherm (Luft, West Germany) water activity meters in the plastic bag. Each meter was calibrated daily with a solution of barium chloride (aW 0.90 at 20° C.).

Custards. Duplicate custards of the flan type were made. Ingredients were 190-ml evaporated milk, 196-g sweetened condensed milk, 125-g whole egg, 50-g water, and one teaspoon vanilla. All ingredients were blended in a Waring blender at low speed for one minute and 360-g were weighed into a rectangular pan (14.3×8.0×5.6 cm, id.) which had been sprayed with "PAM" (Boyle-Midway, Inc., New York, N.Y.). Pans were placed in a tray containing 2.5-cm water and baked at 191° C. for 40 minutes. After overnight storage at 10° C., height of the custard in the pan was determined from the mean of three measurements made and with calipers along the center line of the long axis of the custard. Custards were removed from the pan after the sides were loosened with a spatula and allowed to stand at room temperature for 45 minutes. Height was again determined and percent sag was calculated according to Gardner et al. *Poultry Sci.* 61:75 (1982). Custards were stored in plastic bags at 10° C. for rheological evaluation.

The flat plate described above for evaluation of cake texture was replaced with a 10.5 mm diameter rod with a semispherical tip and force-deformation curves to failure were obtained for each custard. Cross head speed was 100 mm/min and all other parameters were the same as used in evaluations of the cakes. Five values were averaged to obtain the penetration force (F1) for each custard.

Organoleptic Evaluation. Flavor of processed and stored egg was evaluated by one judge using the USDA palatability score (Laboratory Methods for Egg Products, USDA, Agricultural Marketing Service Poultry Division, Grading Branch, Washington, D.C. 20250 (1984)).

Thermal Process. The process times and temperatures used in this study are presented in Table 2.

TABLE 2

Actual, Equivalent Times and Temperatures, Calculated Heating Value of Treatments and Predicted % SPL Based on Heating Value. <sup>a</sup>						
Proc. No.	Actual		Equivalent		Heating	Theoretical % SPL <sup>c</sup>
	Time (Sec.)	Temp. (°C.)	Time (Sec.)	Temp. (°C.)	Value (G × 10 <sup>42</sup> )	
1	26.2	63.7	30.4	63.1	6.1	0.52
2	92.0	63.8	97.5	63.3	20.8	1.74
3	192.2	65.3	192.4	65.1	72.8	5.97
4	9.2	67.8	15.7	66.5	8.4	0.71
5	56.9	68.2	63.0	67.5	44.6	3.70
6	123.0	68.3	125.5	67.9	99.4	8.10
6.1	123.0	68.9	129.0	68.4	117.6	9.50
7	2.7	71.5	9.5	68.5	8.9	0.75
8	30.1	72.2	36.5	71.5	78.9	6.46

TABLE 2-continued

Actual, Equivalent Times and Temperatures, Calculated Heating Value of Treatments and Predicted % SPL Based on Heating Value. <sup>a</sup>						
Proc. No.	Actual		Equivalent		Heating	Theoretical % SPL <sup>c</sup>
	Time (Sec.)	Temp. (°C.)	Time (Sec.)	Temp. (°C.)	Value (G × 10 <sup>42</sup> )	
9	56.7	72.0	62.5	71.8	146.8	11.70

<sup>a</sup>—See Schwartz, J. *Food Sci.* 67:1886 (1982), and Hamid-Samimi et al., *supra* (1984) for descriptions of heating value and % SPL.  
<sup>b</sup>—G values are determined based on activation energy for SPL.  
<sup>c</sup>—Based on laboratory bench data.

The 10 processes, numbers 1-9, were performed in the same chronological order as they are numbered. After gaining process experience and as the result of evaluations during the study, it was determined that longer holding times and temperatures than expected could be used. The actual temperatures reported in Table 3 are the averages of temperature readings, every 30 seconds, of the temperature probes at the beginning and end of the holding tube.

Equivalent times and temperatures as well as holding times and temperatures are set forth in Table 2. It can be seen that equivalent times are generally longer than the corresponding holding times, and equivalent temperatures are generally lower than the corresponding holding temperatures. At longer times, the differences between corresponding holding temperatures and equivalent temperatures are smaller.

The calculated heating value, G, shown in Table 2, gives a means for making a comparison of the relative severity of the different processes. Processes 9, 6.1, 6 and 8 had the highest G values, respectively. The percent SPL based on the heating value (G) are also shown in Table 2.

Chemical Properties of Processed Egg. The results of alpha-amylase activity assays (Table 3) confirms that the enzyme is inactivated by mild heat processes. Table 3 shows that the thermal processes used did not affect protein content or the soluble protein content.

TABLE 3

Thermal Effects on Alpha-Amylase Activity, Protein Content and % Soluble Protein.							
Process No.	Alpha-Amylase <sup>a</sup>			MicroKjeldahl <sup>b</sup>			% Soluble Protein <sup>c</sup> (From Absorbance)
	Raw	UHT	Plant	Raw	UHT	Plant	
1	0.045	0.048	0.099	13.10	11.60	13.1	86.2
2	0.033	0.588	—	12.59	11.96	—	102.3
3	0.055	1.050	—	11.67	11.32	—	101.3
4	0.029	0.031	0.137	11.83	11.79	11.51	101.1
5	0.046	1.000	—	10.19	10.13	—	100.3
6	0.053	1.120	—	12.27	12.34	—	100.9
6.1	0.040	1.150	—	12.70	12.54	—	103.3
7	0.052	0.764	—	12.37	12.53	—	104.5
8	0.063	1.000	—	11.19	11.42	—	100.4
9	0.060	1.170	—	11.74	11.77	—	100.7

<sup>a</sup>—Alpha-Amylase data is reported as the absorbance at 585 nm. Activity is inversely related to absorbance.  
<sup>b</sup>—MicroKjeldahl data is reported as percent protein.  
<sup>c</sup>—Absorbance at 230 nm of heated egg/control (raw) egg in solution as described by Hamid-Samimi et al., *supra* (1984).

The chemical data indicate that the processes did not result in extensive damage to the egg proteins. The predicted percent soluble protein losses (Table 3) were based on studies conducted with small amounts of egg (1 ml) being heated in the cup of a Brookfield viscometer (Hamid-Samimi et al., *supra*, 1984). The egg was heated while various shear rates were applied to simu-

late egg under dynamic conditions that exist in conventional heat exchangers. Thus, this work revealed that the model system resulted in prediction equations that underestimated the thermal treatments that liquid whole egg products could tolerate while still obtaining products with good functional properties. Analysis of the causes of these an expectedly good results led to the guidelines discussed above which should be followed to obtain functionally superior ultrapasteurized products.

Function of Processed Eggs. The functional properties of the processed eggs agreed with the physical and chemical results. Based on the data presented in Tables 4 and 5 for nonstored egg, there appeared to be very little heat effect on the performance of the ultrapasteurized egg relative to raw or commercially pasteurized egg. Cake height as an indication of the leavening ability and force to deform, springiness, and relaxation parameter (Peleg and Normand, *Rheologica Acta* 22:108 (1983)) as indicators of textural properties were very similar for all egg examined.

TABLE 4

Functional Properties of Cakes for Control (Raw), Ultrapasteurized (UP) at Zero Day Storage, and Commercially Pasteurized Eggs (Plant).						
Variable	Treatment	Mean	Minimum	Maximum	n	C.V.
Maximum Force <sup>a</sup> (N)	Raw	10.02	7.79	13.70	10	17.3
	UP	10.49	9.18	12.91	10	10.5
	Plant	9.73	9.56	9.91	2	2.5
Relaxation <sup>b</sup>	Raw	0.394	0.379	0.417	10	3.24
	UP	0.410	0.395	0.442	10	3.34
	Plant	0.402	0.402	0.403	2	0.17
Parameter	Raw	0.83	0.81	0.86	10	1.94
	UP	0.83	0.81	0.87	10	2.47
	Plant	0.82	0.81	0.82	2	1.32
Cake Height (mm)	Raw	65.1	63.3	66.7	10	1.66
	UP	61.7	55.1	65.5	10	5.26
	Plant	64.8	64.7	64.8	2	0.11
Water Activity	Raw	0.873	0.832	0.891	10	2.53
	UP	0.875	0.835	0.892	10	2.37
	Plant	0.892	0.892	0.892	1	—

<sup>a</sup>—Force required to deform the sample of cake by 26 mm.

<sup>b</sup>—Asymptotic relaxation value as defined by Peleg and Normand, *supra* (1983).

<sup>c</sup>—Ratio of the second peak force to the first peak force in the force deformation cycle.

TABLE 5

Functional Properties of Custards for Controls (Raw), Zero Day Storage Ultrapasteurized (UP) and Commercially Pasteurized Eggs (Plant).						
Variable	Treatment	Mean	Minimum	Maximum	n	C.V.
Penetration	Raw	0.82	0.76	0.96	10	8.20
	UP	0.70	0.59	0.80	10	8.56
	Plant	0.79	0.77	0.81	2	3.69
Custard Height (mm)	Raw	35.7	35.1	36.7	10	1.66
	UP	35.6	35.1	36.3	10	5.26
	Plant	34.6	34.0	35.3	2	0.11
% Sag	Raw	7.2	5.65	9.54	10	16
	UP	7.1	5.41	8.56	10	13
	Plant	4.6	2.66	6.51	2	59

The water activity of the cakes were similar indicating that the experimental handling procedures for the cakes were uniform and should not have affected the instrumental evaluation of textural properties. The custard data indicated that all egg sources evaluated had good ability to form gels. The gels had excellent integrity as indicated by the relatively low percent sag, yet the custards were relatively tender as indicated by the penetration forces. Although weep was not measured, very

little syneresis was noted even after holding the custards overnight for textural evaluations. The limited organoleptic evaluation of the processed eggs indicated that the thermal processes did not affect flavor or aroma in scrambled eggs relative to scrambled egg made from a fresh shell egg. The USDA palatability scores were seven to eight (eight being the highest score).

Refrigerated Storage Effect. As long as the processed egg was not obviously spoiled, as indicated by organoleptic evaluations, storage at 4° C. maintained the chemical, functional, and organoleptic properties of the processed egg up to 24 weeks for some of the samples. The data presented in Tables 6, 7, and 8 were taken from stored egg that was judged organoleptically sound. The criteria for that judgment were (1) that the color was normal, i.e., within the expected range of color observed for eggs immediately post-processing, and (2) that there were no objectional aromas or flavors. In this study, because of the sampling procedure where most of the samples were checked at four-week intervals, there were no borderline decisions, a sample was obviously acceptable or unacceptable. Bright yellow colors, off-aromas, and pH values below seven were typical of samples judged to be spoiled.

TABLE 6

Means for Proteins, Solids and pH for Controls (Raw), Commercially Pasteurized (Plant) and Ultrapasteurized (UP) Egg.						
Variable	Treatment <sup>a</sup>	Mean	Minimum	Maximum	n	C.V.
% Protein	Raw	11.92	10.19	13.10	10	6.8
	Plant	12.30	11.51	13.10	2	9.1
	UP 0	11.74	10.13	12.54	10	6.0
% Solids	Raw	24.6	23.9	25.2	10	1.6
	Plant	24.8	24.4	25.2	2	2.5
	0	24.5	24.0	25.0	10	1.3
	4	24.4	24.0	24.9	10	1.3
	UP 8	24.4	24.0	24.7	9	0.9
	12	24.3	23.8	24.7	7	1.3
	18	24.9	24.4	25.5	2	3.1
	24	24.8	24.7	24.9	2	0.3
pH	Raw	7.5	7.2	7.6	10	1.7
	Plant	7.1	7.1	7.2	2	0.5
	0	7.5	7.3	7.6	10	1.4
	4	7.4	7.2	7.6	10	1.4
	UP 8	7.4	7.3	7.5	9	1.2
	12	7.3	7.2	7.4	7	1.2
	18	7.4	7.4	7.4	2	0
	24	7.4	7.4	7.4	2	0

<sup>a</sup>—Numbers indicate storage at 4° C. in weeks for processed eggs.

TABLE 7

Functional Properties of Cakes Made from Eggs Stored at 4° C.						
Variable	Storage (Weeks)	Mean	Minimum	Maximum	n	C.V.
Maximum Force <sup>a</sup> (N)	4	9.78	7.90	14.93	10	21.3
	8	10.37	7.82	14.53	9	20.5
	12	11.29	8.84	14.28	7	18.2
	18	11.42	10.32	12.53	2	13.6
	24	10.53	9.57	11.49	2	12.9
Relaxation	4	.3937	0.3759	0.4167	10	3.7
	8	.3876	0.3636	0.4132	9	3.9
	12	.3846	0.3717	0.4032	7	3.0
	18	.3788	0.3788	0.3788	2	3.1
	24	.3745	0.3704	0.3788	2	1.5
Springiness <sup>c</sup>	4	0.829	0.799	0.853	10	1.7
	8	0.834	0.811	0.872	9	2.0
	12	0.834	0.820	0.843	7	0.9
	18	0.831	0.829	0.832	2	0.3
	24	0.813	0.787	0.843	2	4.9
Height (mm)	4	61	54	65	10	6.02
	8	64	63	67	9	2.06
	12	64	60	65	7	2.7

TABLE 7-continued

Functional Properties of Cakes Made from Eggs Stored at 4° C.						
Variable	Storage (Weeks)	Mean	Minimum	Maximum	n	C.V.
Water	18	63	62	65	2	1.0
	24	65	65	65	2	0.22
	4	0.860	0.796	0.888	10	4.2
	8	0.884	0.868	0.900	9	1.1
Activity	12	0.879	0.844	0.896	7	2.0
	18	0.872	0.872	0.872	1	—
	24	0.879	0.876	0.882	2	0.4

<sup>a</sup>See Table 4 for definition of terms.

TABLE 8

Functional Properties of Custards Made from Eggs Stored at 4° C.						
Variable	Storage (Weeks)	Mean	Minimum	Maximum	n	C.V.
Penetration	4	0.68	0.67	0.77	10	12.7
	8	0.70	0.64	0.76	9	9.1
	12	0.75	0.57	0.83	7	20.3
	18	0.94	0.85	1.02	2	12.6
Force (N)	24	0.82	0.76	0.88	2	10.5
	4	35	34	36	10	2.4
	8	35	34	36	9	1.6
	12	35	35	36	7	1.2
Custard Height (mm)	18	36	36	36	2	0.4
	24	35	35	35	2	1.0
	4	7.1	3.0	11.6	10	38.1
	8	5.9	3.5	7.5	9	20.5
% Sag	12	6.5	4.6	8.0	7	19.5
	18	7.2	6.4	8.1	2	15.9
	24	6.6	4.9	8.2	2	36.0

Visual observations of the interiors of opened packages revealed very little sedimentation during storage. A very thin layer of a fine, light yellow, granular-like material was observed on the bottom of cartons after four weeks of refrigerated storage.

Shelf Life. The times of spoilage of egg from each trial are presented in Table 9.

TABLE 9

Shelf Life for Liquid Whole Egg Stored at 4° C.	
Process	Shelf Life (Weeks)
1	4-8
2	8-12
3	>12
4	8-12
5	>18
6	18-24
6.1	>24
7	12-18
8	20-24
9	18-20

These data were used to generate the time and temperature guidelines set forth in FIG. 5.

The invention has been discussed with a degree of specificity above. This discussion has been provided for illustrative purposes only, with the scope of the invention being defined by the following claims.

That which is claimed is:

1. A method of ultrapasteurizing liquid whole egg, comprising passing the liquid whole egg as a continuous stream through a pasteurizing apparatus, during which the liquid whole egg is heated to a predetermined real temperature, by contacting said liquid whole egg to a heated surface wherein the total thermal treatment received by the liquid whole egg is described by an equivalent temperature and an equivalent time defining a

point above the 5% SPL (BATCH) line of FIG. 3, but insufficient to cause coagulation of the liquid whole egg.

2. A method according to claim 1, wherein said liquid whole egg is homogenized after it is heated.

3. A method according to claim 1, followed by the step of aseptically packaging said liquid whole egg.

4. A method of ultrapasteurizing liquid whole egg, comprising passing the liquid whole egg as a continuous stream through a pasteurizing apparatus, during which the liquid whole egg is

(a) heated to a predetermined holding temperature by contacting said liquid whole egg to a heated surface, then

(b) maintained at said predetermined holding temperature for a predetermined holding time, and then

(c) cooled, wherein the total thermal treatment received by the liquid whole egg is defined by an equivalent temperature and an equivalent time defining a point above the 5% SPL (BATCH) line of FIG. 3, but insufficient to cause coagulation of the liquid whole egg.

5. A method of ultrapasteurizing liquid whole egg, comprising passing the liquid whole egg as a continuous stream through a pasteurizing apparatus, during which the liquid whole egg is heated to a predetermined real temperature by contacting said liquid whole egg to a heated surface while at least periodically subjecting said continuous stream of liquid whole egg to turbulence, wherein the total thermal treatment received by the liquid whole egg is described by an equivalent time and an equivalent temperature defining a point above the 5% SPL (BATCH) line of FIG. 3, but insufficient to cause said liquid whole egg to coagulate.

6. A method according to claim 5, wherein said liquid whole egg is subjected to turbulence for a major portion of the time said liquid whole egg is heated.

7. A method according to claim 5, wherein said liquid whole egg is dispersed before said liquid whole egg is heated.

8. A method according to claim 5, wherein every particle of liquid whole egg in said continuous stream of liquid whole egg is in contact with said heated surface for a total time less than the average residence time of each particle in the heating unit.

9. A method of ultrapasteurizing liquid whole egg, comprising passing the liquid whole egg as a continuous stream through a pasteurizing apparatus, during which the liquid whole egg is

(a) heated to a predetermined holding temperature by contacting said liquid whole egg to a heated surface while at least periodically subjecting said continuous stream of liquid whole egg to turbulence, then

(b) maintained at said predetermined holding temperature for a predetermined holding time, and then

(c) cooled, wherein the total thermal treatment received by the liquid whole egg is defined by an equivalent time and an equivalent temperature above the 5% SPL (BATCH) line of FIG. 3, but insufficient to cause said liquid whole egg to coagulate.

10. A method of making packaged liquid whole egg characterized by a preselected refrigerated shelf life of about four weeks to about 36 weeks, comprising passing the liquid whole egg as a continuous stream through a pasteurizing apparatus to produce non-sterile pasteur-

ized liquid whole egg, during which the liquid whole egg is heated by contacting said liquid whole egg to a heated surface for a predetermined time and to a predetermined temperature while at least periodically subjecting said continuous stream of liquid whole egg product to turbulence, wherein the liquid whole egg is heated for a predetermined time and to a predetermined temperature insufficient to cause more than a 5% soluble protein loss therefrom, and wherein said predetermined temperature and said predetermined time are chosen to impart said preselected shelf life to said liquid whole egg, followed by aseptically packaging the non-sterile pasteurized liquid whole egg.

11. A method according to claim 10, wherein said pasteurizing apparatus is sterilized before said liquid whole egg is passed therethrough, and wherein said packaged liquid whole egg is characterized by a preselected shelf life of about eight weeks to about 36 weeks.

12. A method according to claim 10, wherein said liquid whole egg is subjected to turbulence for a major portion of the time said liquid whole egg is heated.

13. A method of making packaged liquid whole egg characterized by a preselected refrigerated shelf life of about four weeks to about 36 weeks, comprising passing the liquid whole egg as a continuous stream through a pasteurizing apparatus to produce non-sterile pasteurized liquid whole egg, during which the liquid whole egg is

- (a) heated by contacting said liquid whole egg to a heated surface for a time sufficient to raise said liquid whole egg to a predetermined holding temperature while at least periodically subjecting said continuous stream of liquid whole egg to turbulence, then
- (b) maintained at said predetermined holding temperature for a predetermined holding time, wherein said holding temperature and holding time are selected to cause a soluble protein loss of not more than 5% therefrom, and wherein said holding temperature and holding time are selected to impart said preselected shelf life to said liquid whole egg, and then
- (c) cooled, followed by
- (d) aseptically packaging the non-sterile pasteurized liquid whole egg.

14. A method according to claim 13, wherein said pasteurizing apparatus is sterilized before said liquid whole egg is passed therethrough, and wherein said packaged liquid whole egg is characterized by a preselected shelf life of about eight weeks to about 36 weeks.

15. A method according to claim 13, wherein said liquid whole egg is subjected to turbulence for a major portion of the time said liquid whole egg is heated.

16. A method of making packaged liquid whole egg characterized by a preselected refrigerated shelf life of about four weeks to about 36 weeks, comprising passing the liquid whole egg as a continuous stream through a pasteurizing apparatus to produce non-sterile pasteurized liquid whole egg, during which the liquid whole egg is heated by contacting said liquid whole egg to a

heated surface for a predetermined time and to a predetermined temperature while at least periodically subjecting said continuous stream of liquid whole egg to turbulence, wherein the liquid whole egg is heated for a predetermined time and to a predetermined temperature insufficient to cause more than a 5% soluble protein loss therefrom, wherein the total thermal treatment received by the liquid whole egg product is described by an equivalent temperature and an equivalent time defining a point above the 5% (SPL) (BATCH) line of FIG. 3, and wherein said predetermined temperature and said predetermined time are chosen to impart said preselected shelf life to said liquid whole egg, followed by aseptically packaging the non-sterile pasteurized liquid whole egg.

17. A method according to claim 16, wherein said pasteurizing apparatus is sterilized before said liquid whole egg is passed therethrough, and wherein said packaged liquid whole egg is characterized by a preselected shelf life of about eight weeks to about 36 weeks.

18. A method according to claim 16, wherein said liquid whole egg is subjected to turbulence for a major portion of the time said liquid whole egg is heated.

19. A method of making packaged liquid whole egg characterized by a preselected refrigerated shelf life of about four weeks to about 36 weeks, comprising passing the liquid whole egg as a continuous stream through a pasteurizing apparatus to produce non-sterile pasteurized liquid whole egg during which the liquid whole egg is

- (a) heated by contacting said liquid whole egg to a heated surface for a time sufficient to raise said liquid whole egg to a predetermined holding temperature while at least periodically subjecting said continuous stream of liquid whole egg to turbulence, then
- (b) maintained at said predetermined holding temperature for a predetermined holding time, wherein said holding temperature and holding time are selected to cause a soluble protein loss of not more than 5% therefrom, and wherein said holding temperature and holding time are selected to impart said preselected shelf life to said liquid whole egg, and then
- (c) cooled, wherein the total thermal treatment received by the liquid whole egg is described by an equivalent temperature and an equivalent time defining a point above the 5% SPL (BATCH) line of FIG. 3, followed by
- (d) aseptically packaging the non-sterile pasteurized liquid whole egg.

20. A method according to claim 19, wherein said pasturing apparatus is sterilized before said liquid whole egg is passed therethrough, and wherein said packaged liquid whole egg is characterized by a preselected shelf life of about eight weeks to about 36 weeks.

21. A method according to claim 19, wherein said liquid whole egg is subjected to turbulence for a major portion of the time said liquid whole egg is heated.

\* \* \* \* \*

- [54] METHOD FOR THE ULTRAPASTEURIZATION OF LIQUID WHOLE EGG PRODUCTS
- [75] Inventors: Kenneth R. Swartzel; Hershell R. Ball, Jr.; Mohammad-Hossein Hamid-Samimi, all of Raleigh, N.C.
- [73] Assignee: North Carolina State University, Raleigh, N.C.
- [\*] Notice: The portion of the term of this patent subsequent to Feb. 28, 2006 has been disclaimed.
- [21] Appl. No.: 628,716
- [22] Filed: Dec. 17, 1990

Related U.S. Application Data

- [63] Continuation of Ser. No. 535,718, Jun. 11, 1990, Pat. No. 4,994,291, which is a continuation of Ser. No. 311,594, Feb. 16, 1989, Pat. No. 4,957,759, which is a continuation of Ser. No. 904,744, Sep. 8, 1986, Pat. No. 4,808,425.

- [51] Int. Cl.<sup>3</sup> ..... A23L 3/00
- [52] U.S. Cl. .... 426/399; 426/521; 426/614
- [58] Field of Search ..... 426/399, 521, 614

References Cited

U.S. PATENT DOCUMENTS

- 2,565,311 8/1951 Koonz et al. .... 426/521
- 3,113,872 12/1963 Jones ..... 426/511
- 3,404,008 10/1968 Ballas et al. .... 426/521
- 3,579,631 5/1971 Stewart et al. .... 424/86
- 4,675,202 6/1987 Wenger et al. .... 426/614

OTHER PUBLICATIONS

Egg Pasteurization Manual ARS74-48, Mar. 1969, U.S.

Department of Agriculture, Agriculture Research Service.

7 CFR Part 59 (1985).

*Poultry Sci.* 61, 1461-1462 (1982) (Abstract).

W. K. Stone and P. R. Rony, Aseptic Processing of Liquid Eggs Pasteurized in a Teflon Heat Exchanger (1983) and Letter from W. K. Stone dated Apr. 20, 1983.

E. O. Essary, P. R. Rony and W. F. Collins, New Uses of Heated Aseptically Packaged Fluid Egg Products. Laura C. Jacobs, Aseptic Packaging Promises New Role for Pasteurized Liquid Eggs.

M. H. Hamid-Samimi and K. R. Swartzel, *J. of Food Proc. and Pres.* 8, 219 (1984).

Kenneth R. Swartzel, *J. of Agri. and Food Chem.*, 34 396 (May/Jun. 1986).

Abstract concerning Poultry Science Association Annual Meeting, Jul. 29-Aug. 2, 1985, Iowa State University, Ames.

Mohammad-Hossein Hamid-Samimi, Thesis: Criteria Development for Extended Shelf-Life Pasteurized Liquid Whole Egg (1984).

Primary Examiner—Marianne Cintins

Attorney, Agent, or Firm—Bell, Seltzer, Park & Gibson

[57] ABSTRACT

Methods of ultrapasteurizing liquid whole egg products in continuous flow, high temperature, short time pasteurization equipment are provided. The equivalent point method is preferably used to evaluate the total thermal treatment received by the product in this equipment. Also disclosed is a method of making liquid whole egg products having preselcted, extended, refrigerated shelf lives.

19 Claims, 4 Drawing Sheets

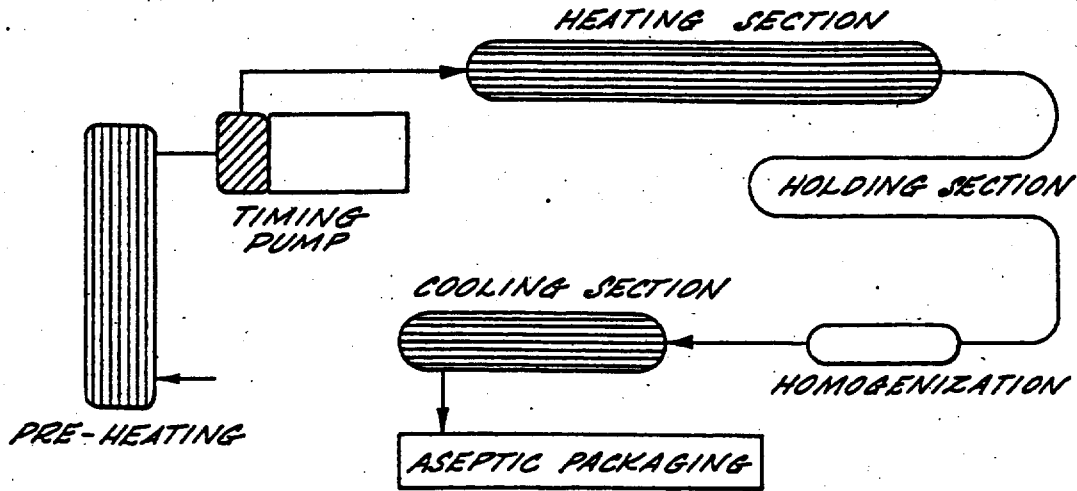


FIG. 1.

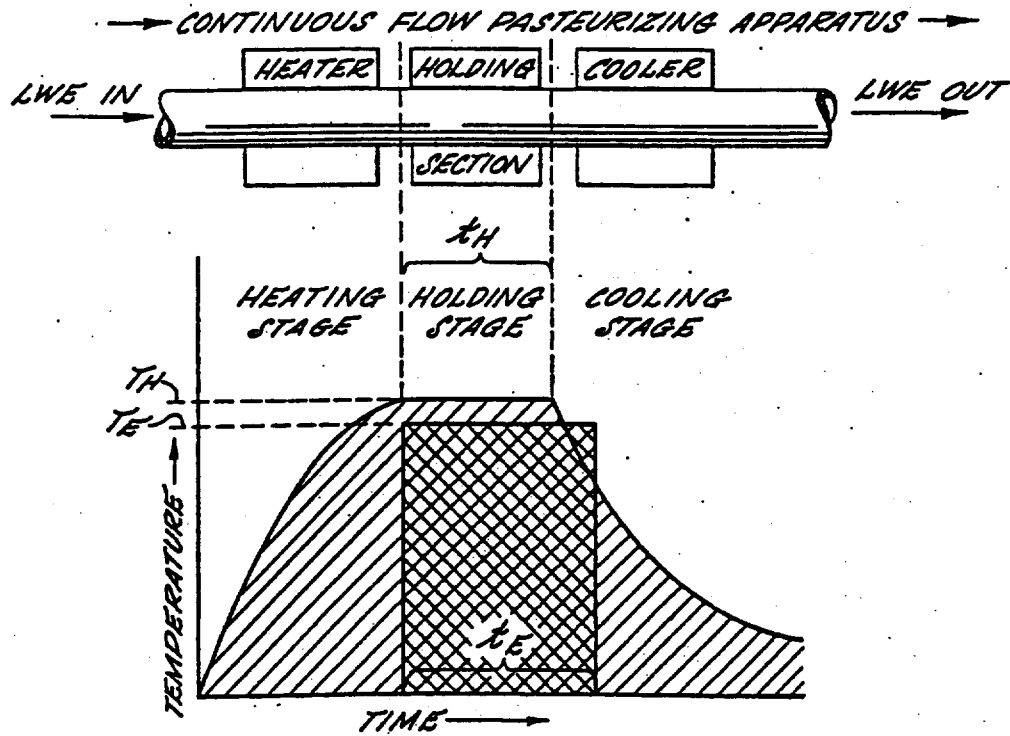


FIG. 2.



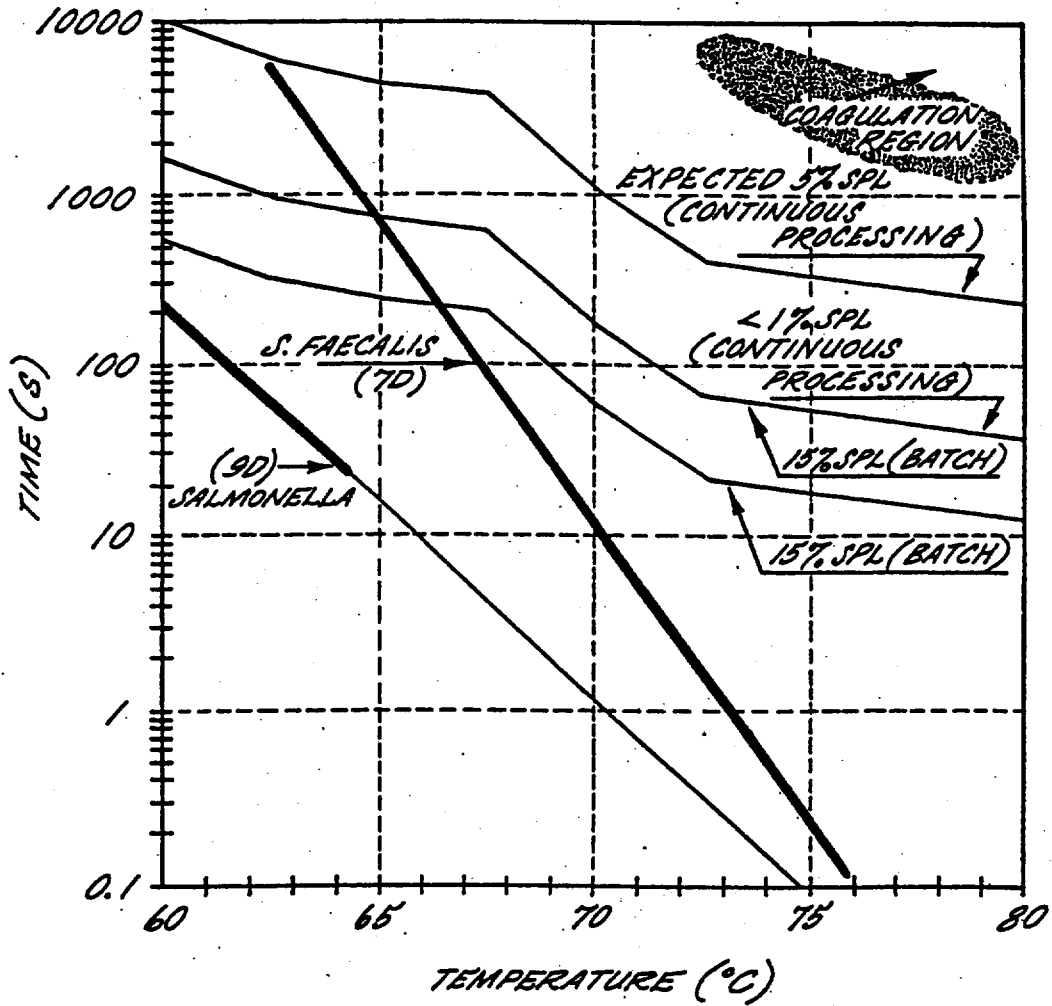


FIG. 3.

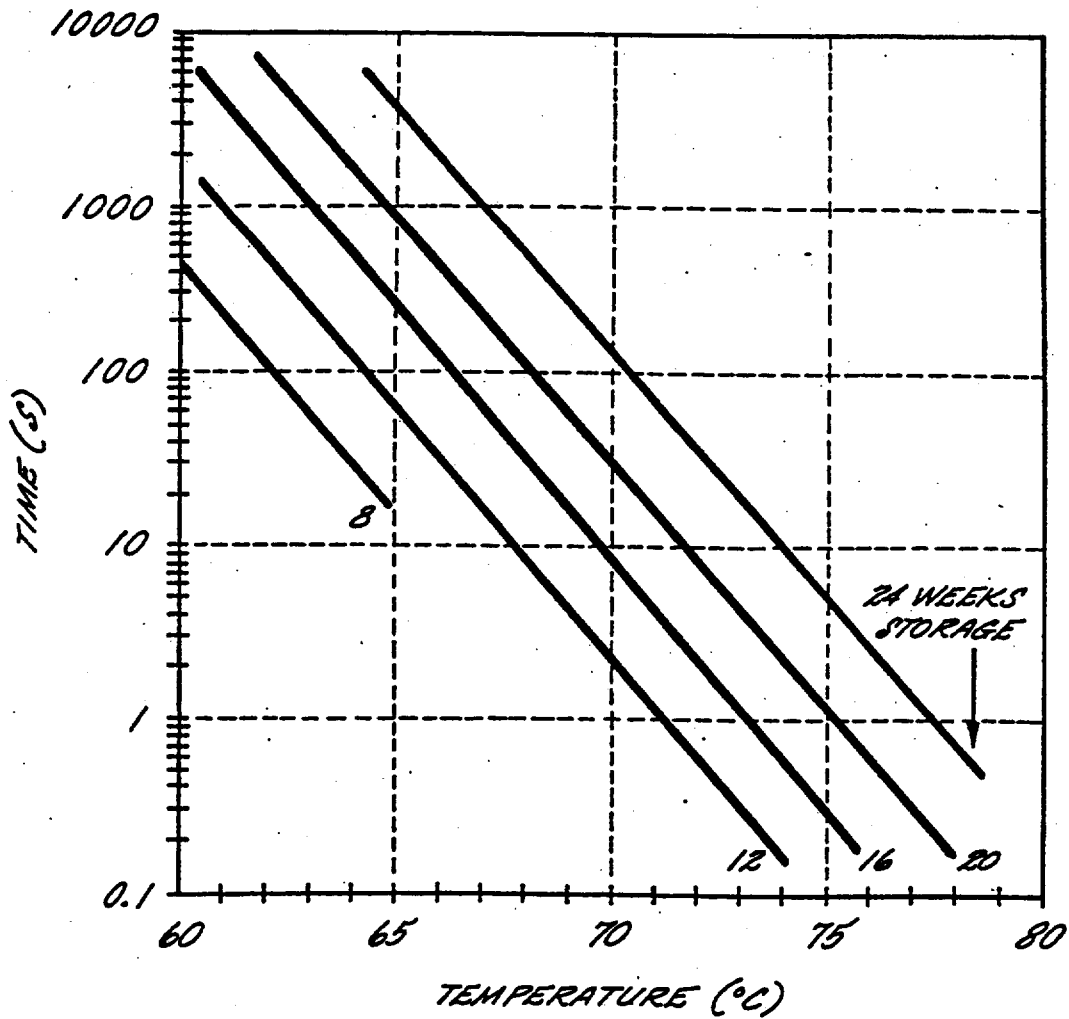


FIG. 4.

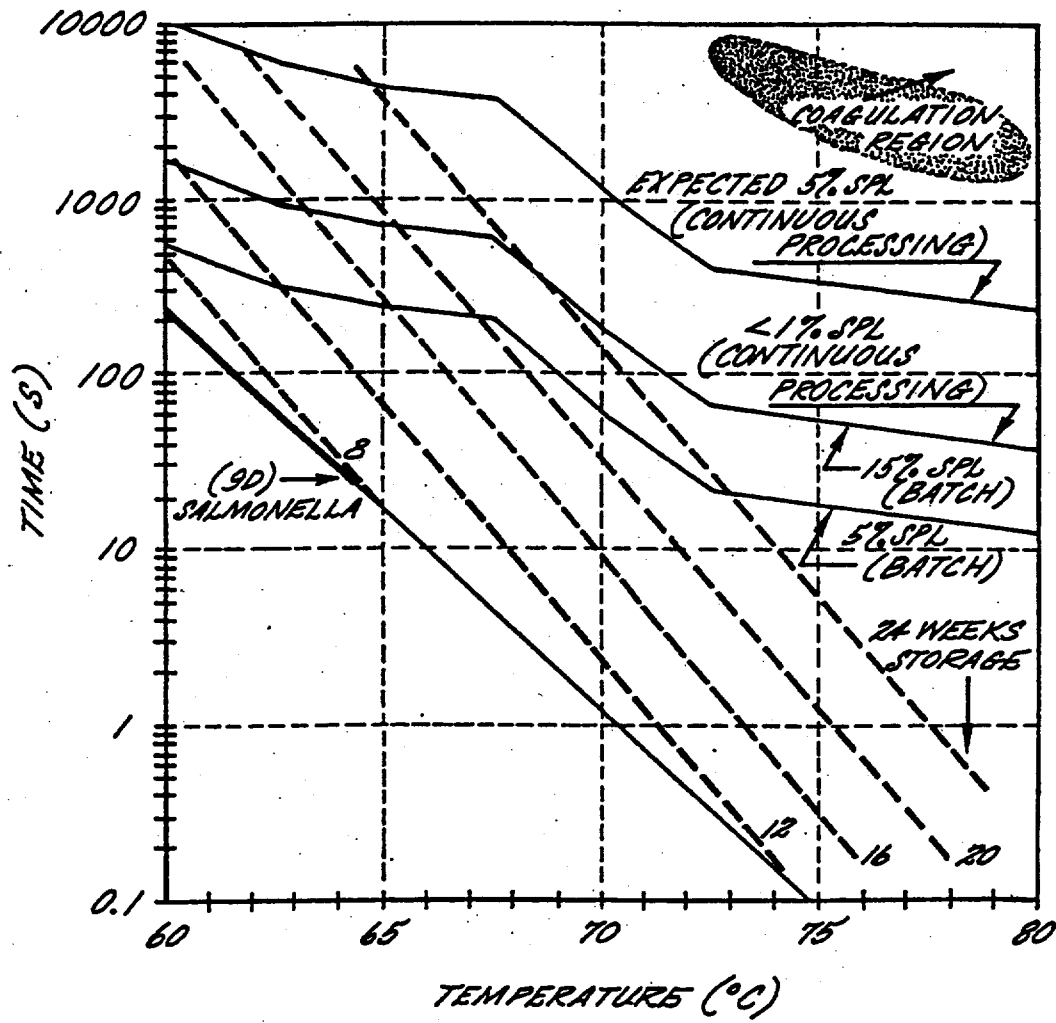


FIG. 5.

## METHOD FOR THE ULTRAPASTEURIZATION OF LIQUID WHOLE EGG PRODUCTS

This application is a continuation of pending prior U.S. application Ser. No. 07/535,718, filed June 11, 1990 now U.S. Pat. No. 4,994,291, which is a continuation of prior U.S. application Ser. No. 07/311,594, filed Feb. 16, 1989, now U.S. Pat. No. 4,957,759, which is a continuation of prior U.S. application Ser. No. 06/904,744, filed Sept. 8, 1986, now U.S. Pat. No. 4,808,425, issued Feb. 28, 1989.

### DESCRIPTION OF THE INVENTION

The present invention relates to the pasteurization of liquid whole egg products generally, and particularly relates to ultrapasteurization methods which can be used to produce liquid whole egg products which have good functional properties and which have extended refrigerated shelf lives.

### BACKGROUND OF THE INVENTION

The U.S. egg industry produced more than 300 million pounds of frozen pasteurized egg products in 1985. The relatively mild pasteurization processes used are designed to eliminate Salmonella from eggs for all practical purposes, but do not destroy organisms capable of spoiling egg products held under refrigerated temperatures above freezing. The survival of spoilage organisms in pasteurized egg, coupled with conventional packaging technology, results in products with limited shelf life (7-14 days at 40° F.) that require freezing and frozen distribution systems for preservation. Freezing is cost intensive, lowers the functional quality (flavor, performance, etc.) of the egg product, and results in an inconvenient product that requires thawing prior to use.

Standard pasteurization practices for liquid whole egg products are generally discussed in the *Egg Pasteurization Manual* (USDA Agricultural Research Service 1969). See also U.S. Pat. No. 3,949,099 to Kaufman, at column 1, lines 46-58 (summarizing pasteurization processes). The *Egg Pasteurization Manual* notes that experiments conducted in England to establish treatment conditions used there, which were carried out in a high temperature, short time pasteurization unit, included trials with holding times of two and one-half minutes and temperatures up to 151 degrees Fahrenheit (66.1 degrees Centigrade). The functional quality of these eggs is not discussed; however, it is noted that England adopted a lower temperature of 148 degrees Fahrenheit as a treatment condition. The Manual observes that such "severe" treatments help increase the stability of egg products in liquid form, but does not teach how this can be accomplished without sacrificing desirable functional properties of the products. For other types of egg products which are more heat stable, pasteurization temperatures as high as 152 degrees Fahrenheit (66.67 degrees Centigrade) have been reported. Again, little is known about how to ultrapasteurize (decrease the number of spoilage microorganisms to levels lower than obtained with a pasteurization procedure) these products by heating without sacrificing functional performance.

Higher temperatures than those investigated in England have been explored. See e.g., Essary, E. O., Rony, P. R., and Collins, W. F., *New uses of heated aseptically packaged fluid egg products*. Report to the American Egg Board (1983). This work suggested that merging

techniques of ultrapasteurization with aseptic packaging can be accomplished to yield safe, stable, and functional liquid whole egg. This research suggested and used a heat exchanger operated in laminar flow to process whole egg at elevated temperatures, and used an ethylene oxide-flushed glove box to aseptically package the product (neither device approved for the commercial production of a salable product). Holding temperatures of up to 154 degrees Fahrenheit (67.8 degrees Centigrade) were reported. The results of this pioneering work demonstrated the possibility of extending the refrigerated shelf life of liquid whole egg products, but did not enable the commercial production of a refrigerated product which could be sold to consumers.

To carry out ultrapasteurization of liquid whole egg products on commercial equipment, the time and temperature parameters of the thermal treatment must be selected with care. Arbitrary increases in thermal treatment will likely produce a functionally unacceptable product, or—even worse—coagulation of the product and blockage of the pasteurizing equipment. Because such pasteurizing equipment operates at high pressures (e.g., 1,500 p.s.i. and more) the consequences of blockage are serious. For these reasons, it is essential to know how liquid whole egg products respond to various thermal treatments before experimenting with the production of these products on commercial equipment.

Because this essential information was not available, Hamid-Samimi investigated the time and temperature parameters which should be used in commercial equipment to obtain a functionally acceptable, ultrapasteurized, liquid whole egg product. M. H. Hamid-Samimi, *Criteria Development for Extended Shelf-Life Pasteurized Liquid Whole Egg*. Ph.D. Thesis, North Carolina State University (1984). This research was carried out at the laboratory bench, with a Brookfield viscometer, which processed the product in small batches rather than continuously. Processing times and temperatures defining thermal treatments producing a soluble protein loss (SPL) of up to 5% from the product, as an upper limit, were suggested as producing a functionally acceptable product. The suggested 5% SPL limit was defined by a graph line in the thesis; this line is reproduced herein in FIG. 3 as the 5% SPL (Batch) line. Time and temperature values tested by other investigators which were believed to be the limits of pasteurization are summarized in M. H. Hamid-Samimi and K. R. Swartzel, *J. Food Processing and Preservation* 8: 219, 221 FIG. 1 (1984). All are below the 5% SPL (Batch) line.

The present inventors sought to test the predictions of Hamid-Samimi by ultrapasteurizing liquid whole egg on continuous flow, high temperature, short time pasteurization equipment. It was unexpectedly found that functionally acceptable liquid whole egg can be produced at times and temperatures greater than previously believed. These findings, which will be explained in detail below, enable the commercial production of functionally acceptable products with longer refrigerated shelf lives than heretofore available. As will also be explained below, discovery of these unexpected results has led to the identification of several steps which should be taken to produce ultrapasteurized liquid whole egg products that have superior functional properties.

The object of the present invention, in short, is to provide liquid whole egg products for refrigerated distribution which have greatly reduced levels of spoilage

microorganisms, while still having good functional properties.

### SUMMARY OF THE INVENTION

This object is achieved by a method for ultrapasteurizing liquid whole egg products. The method comprises passing the liquid whole egg product as a continuous stream through a pasteurizing apparatus, during which the liquid whole egg product is heated to a predetermined real temperature. The method is practiced so that the total thermal treatment received by the liquid whole egg product is described by an equivalent temperature and an equivalent time (these terms are explained in detail below) defining a point above the 5% SPL (Batch) line of FIG. 3, but insufficient to cause coagulation of the product.

Also disclosed herein is a method of making a packaged liquid whole egg product characterized by a preselected refrigerated shelf life of from about four weeks to about 36 weeks. This method comprises passing the liquid whole egg product as a continuous stream through a pasteurizing apparatus, during which the liquid whole egg product is heated for a predetermined time and to a predetermined temperature. The predetermined time and the predetermined temperature are chosen to impart the preselected shelf life to the liquid whole egg product. After it is heated, the liquid whole egg product is aseptically packaged.

Preferably, the continuous stream of liquid whole egg product referred to in each of the methods above is at least periodically subjected to turbulence while it is heated. The liquid whole egg products are also, preferably, homogenized after they have been heated. In addition, the methods described above are more narrowly described as methods in which the liquid whole egg product is heated to a predetermined holding temperature, then maintained at said predetermined holding temperature for a predetermined holding time, and then cooled.

### BRIEF DESCRIPTION OF THE DRAWINGS

FIG. 1 is a schematic diagram of a continuous flow pasteurizing apparatus suitable for carrying out the present invention.

FIG. 2 is a diagram illustrating the differences and relations between real holding times and holding temperatures, and equivalent times and equivalent temperatures for describing total thermal treatments, in continuous flow pasteurizing equipment.

FIG. 3 is a graph showing time and temperature regions for the ultrapasteurization of liquid whole egg products.

FIG. 4 is a graph showing equivalent times and equivalent temperatures that give particular refrigerated shelf lives for liquid whole egg.

FIG. 5 is a combination graph in which FIGS. 3 and 4 are superimposed, with the *S. faecalis* line removed

### DETAILED DESCRIPTION OF THE INVENTION

Thermal treatments simultaneously produce beneficial and undesirable changes in food products. Knowledge of kinetic methods, and how they can be applied to the mechanics of designing a thermal process, aids in attaining food quality retention and process efficiency. Determining the time and temperature requirement for a thermal process depends upon destruction of spoilage and disease causing microbial spores while minimizing

undesirable physical, chemical and biological transformations that occur within the product.

As schematically shown in FIG. 1, with arrowheads indicating direction of flow, continuous flow thermal processing equipment comprises heating, holding, and cooling sections. The thermal treatment received by the product in the heating and cooling stage, (illustrated in FIG. 2), is oftentimes not considered instead, only the holding time ( $t_H$ ) and holding temperature ( $T_H$ ) are considered. However, when products are pasteurized in such equipment at higher temperatures and shorter times, as is taught herein, the contribution of the heating stage, and perhaps the cooling stage, to the total thermal treatment of the product becomes significant, and must be accounted for if a product with good functional qualities is to be obtained and coagulation during pasteurization is to be avoided. It is accordingly recommended that the equivalent point method for evaluating thermal treatments be applied in practicing the present invention. As explained in detail below, this method describes the total thermal treatment received by a product in continuous flow equipment with one equivalent time ( $t_E$ ) and one equivalent temperature ( $T_E$ ) (see FIG. 2).

Procedures for use of the equivalent point method for analyzing the thermal effects on products during continuous flow heating have been previously outlined (Swartzel, 1982, *J. Food Sci.* 47:1886 and Swartzel, 1986, *J. Agric. Food Chem.* 34:397) and are known to those skilled in the art. This method differs substantially from previous methods in that all other methods define the thermal treatment based upon a single factor such as enzyme inactivation, microbial destruction, protein denaturation, nutrient loss, etc. The problem with these other methods is that a physical and/or chemical effect (flavor, color, product separation and gelation during storage if thermally related) may actually be the shelf life limiting factor.

The unique feature of the equivalent point method lies in the fact that, for any thermal curve, one equivalent time and equivalent temperature combination exists (see FIG. 2). This equivalent time and temperature combination will yield the exact thermal effect on all constituents within the product as would the original thermal curve. This unique time and temperature combination is not dependent on individual constituent kinetics, as are all previous thermal evaluation procedures (it is independent of constituent activation energy).

To determine the equivalent point of a thermal system, a complete thermal history of the treatment must be available. This is obtained by measuring mixed mean product temperatures at various locations (entrance to the heat exchanger, exit of the heat exchanger and at least two locations inside the heat exchanger). Time is calculated by correlating mean residence time with location of the temperature probe. With heat exchangers into which it is difficult or impractical to insert thermal probes, time-temperature curves are calculated based on knowledge of the product's physical characteristics and on the geometry of the processing equipment.

With available time-temperature curves and a basic knowledge of kinetic relationships, equivalent points can routinely be calculated. The log of a product constituent concentration ratio (initial concentration divided by concentration after treatment) is set equivalent to the integration of that constituent's Arrhenius equation (or any other appropriate function describing the

temperature dependency of the rate of the reaction associated with the constituent change) for the particular time-temperature interval (thermal history previously defined) For a given activation energy each section of a thermal treatment (heating, holding, and cooling) will produce a unique thermal constituent concentration ratio For the different sections the effect may be summed For the original activation energy selected, a linear infinite log (time)-temperature relationship exists. Any and all of these infinite time and temperature combinations would produce the same thermal effect on a constituent (with the same activation energy) as during the original thermal treatment. By reexamining the original thermal curves with different activation energies a series of infinite linear log (time)-temperature relationships are developed (one line in a log (time)-temperature plot per activation energy). Uniquely all lines intersect at one point. This unique time-temperature is the equivalent point for the original thermal curve. It accounts for all thermal treatment and is used to accurately predict constituent change, or product characteristic.

FIG. 3 sets forth thermal treatments which should be used to ultrapasteurize liquid whole egg products. Thermal treatments defined by points above the 5% SPL (Batch) line have not heretofore been suggested. For practicing the present invention in continuous flow processing equipment, the thermal treatment is described by a point on FIG. 3 defining an equivalent time and an equivalent temperature, as explained above. The thermal treatment should be more than sufficient to pasteurize the liquid whole egg product "Pasteurize" means to cause a nine log cycle (9D) or 99.999999% reduction in Salmonella in the product being treated. The thermal treatment should be insufficient to cause the liquid whole egg product to coagulate. The thermal treatment should more particularly cause not more than a 15% soluble protein loss (SPL) in the liquid whole egg product being treated, and will preferably cause not more than a 5% soluble protein loss in the product being treated. The expected 5% SPL (continuous processing) line on FIG. 3 indicates approximately the upper limit on thermal treatments which can be tolerated without sustaining more than a 5% soluble protein loss (the exact location of this line for any one process will depend on the physical factors discussed below). More preferably, the thermal treatment will be designed to produce not more than about a 1% soluble protein loss from the product. As shown in FIG. 3, equivalent times and equivalent temperatures defining points along the line previously believed to represent the line at which a 15% soluble protein loss would be obtained (the 15% SPL (Batch) line), are now known to represent thermal treatments which produce ultrapasteurized products having less than a 1% soluble protein loss under continuous flow.

The line defining thermal treatments causing a seven log cycle reduction in the spoilage bacteria *Streptococcus faecalis* is labeled in FIG. 3 as the *S. faecalis* (7D) line. The *S. faecalis* line has a steeper slope than the several SPL lines. This illustrates that thermal treatments employing higher temperatures and shorter times are preferred for practicing the present invention. Thus, holding soluble protein loss constant (so that treatment time must be decreased as treatment temperature is increased), thermal treatments in which the product is subjected to treatment temperatures of about 67.0 degrees Centigrade or more are preferred to thermal treat-

ments in which the product is subjected to treatment temperatures of 65° C.; treatment temperatures of about 69.0° C. or more are preferred to treatment temperatures of 67° C.; treatment temperatures of about 71.0° C. or more are preferred to treatment temperatures of 69° C.; treatment temperatures of about 73.0° C. or more are preferred to 71° C.; and so on. The foregoing statement is true whether the real temperatures (or holding temperatures) of the processes are being compared, or equivalent temperatures are being compared (thus the term "treatment temperature" is used to encompass both).

Treatment temperatures are primarily limited by the ability to accurately time the duration of the thermal treatment: as temperature is increased the treatment time must be decreased, and shorter treatment times are more difficult to administer with precision. Generally, equivalent temperatures not more than about 90° C. are preferred, and equivalent temperatures not more than about 80° C. are more preferred.

Desirable thermal treatments for practicing the present invention can also be described with reference to the *S. faecalis* lines. Preferably, the thermal treatment will define a point above the *S. faecalis* (7D) line, and more preferably the thermal treatment will define a point above the *S. faecalis* (9D) line. While this latter line is not plotted in FIG. 3, it can be plotted in accordance with the equations given below.

Equations for lines in the figures are as follows, where t=time in seconds, T=temperature in degrees Centigrade, and n=number of decimal reductions. Salmonella line:  $\log(t) = 15.96 - 0.227(T)$ . *S. faecalis* lines:  $\log(t) = 24.62 + \log(n) - 0.346(T)$ . % SPL lines:  $\log(t) = 10 \log(\% \text{ SPL}) = 9 - b$ , where a and b are given in Table 1 below:

TABLE 1

T range °C.	a (for Batch lines)	b	a (Expected) (for continuous flow lines)
60-62.5	7.494	0.091	8.761
62.5-67.5	4.103	0.037	5.370
67.5-72.5	14.68	0.194	15.942
72.5 and above	3.014	0.033	4.281

These equations can be used to extend the teaching of the figures beyond their depicted scope.

The liquid whole egg product is preferably heated by contacting the product to a heated surface. The heated surface is comprised of a corrosion-resistant, nontoxic and nonabsorbent material such as stainless steel. Standards for evaluating the acceptability of such product contact surfaces (the 3-A Sanitary Standards) are known and established. See, e.g. *Egg Pasteurization Manual, supra*, at 27.

To obtain a product with reduced amounts of spoilage microorganisms, the pasteurizing apparatus should be sterilized before the liquid whole egg product is passed therethrough. Sterilizing is preferably accomplished by passing hot water under pressure through the pasteurizing apparatus, as is known in the art, so that, among other things, hot water is contacted to the heating surface at a temperature and pressure and for a time sufficient to sterilize the heating surface.

In addition, the product, after ultrapasteurization, should be aseptically packaged. Aseptically packaged means packaged to the exclusion of microorganisms other than those carried by the liquid whole egg prod-

uct. Equipment suitable for aseptically packaging liquid whole egg products is commercially available.

FIG. 4 illustrates the refrigerated shelf life of liquid whole egg after it is ultrapasteurized and aseptically packaged, as explained above. The term "refrigerated," as used herein, means stored at a temperature of 4° C. Time and temperatures for points on each line represent equivalent times and temperatures, as also explained above. A liquid whole egg product having a preselected shelf life of from about 4-36 weeks is made by selecting a point on a line or in a region which will provide the desired shelf life, determining the equivalent time and equivalent temperature which correspond to the point selected, and—preferably through the use of the equivalent point method—establishing the operating conditions on the particular pasteurizing apparatus being used that will provide the selected thermal treatment. Products having shelf lives not depicted in FIG. 4 are made by extrapolating the teachings of the figure, in light of the teachings above. Preferably, this process is carried out in pasteurizing apparatus which has been sterilized before the liquid whole egg product is passed there-through, as explained above, to produce products having shelf lives of about eight weeks or more. In addition, it will be appreciated that longer shelf lives are generally obtained at the expense of greater levels of soluble protein loss. Thus, if product distribution systems do not require otherwise, products with shelf lives of up to about 32 weeks are preferred, and products with shelf lives up to about 24 weeks are more preferred.

FIG. 5 combines portions of FIGS. 3 and 4. It shows how the thermal treatments selected to provide a desired shelf life can at the same time be selected to provide products with good functional properties. More particularly, thermal treatments can be selected which produce liquid whole egg products having the desired shelf life and a soluble protein loss not greater than 5%.

The foregoing graphs have been presented to aid the understanding of the present invention. Some variation about the plotted lines is to be expected when the present invention is practiced on different equipment, or with different products. These graphs are accordingly not to be taken as limiting the present invention, as departures could be made therefrom while still capturing and benefitting from the teachings of the invention.

To obtain a superior ultrapasteurized liquid whole egg product, the contact time of the liquid product to heated surfaces during pasteurization should be reduced. More particularly, every particle of liquid whole egg product should be in contact with the heated surface or surfaces of the unit in which the product is heated for a total time less than the residence time of the particle in the heating unit. (The term "particle" as used herein has its standard meaning in the egg pasteurization field. See, e.g., 7 C.F.R. § 59.570(b) (1985)). This is accomplished by mixing the product at least periodically while it is being heated. In a continuous flow pasteurizing apparatus, such mixing is accomplished by introducing turbulence into the stream of the product at least periodically while it is being heated, as discussed below. Other steps which are preferably employed to reduce fluid element contact time to heated surfaces include providing portions of the thermal treatment in which fluid elements are not in contact with heated surfaces, such as by providing a portion of the thermal treatment in a holding section, and by providing heated contact surface area to product volume ratios of less than 18 cm<sup>2</sup>/cm<sup>3</sup> (Thus the surface area to volume ratio

is preferably less than about 10, and is more preferably in the area of about 2).

It is also desirable to induce physical forces to make the product more homogeneous prior to thermal treatment, such as by inducing shear forces capable of reducing protein and fat unit size. This is preferably accomplished by dispersing the product prior to heating. Dispersing may be carried out with a dispersing valve or with a timing pump, as is known in the art. Such treatment advantageously reduces fouling, and serves to reduce any tendency of the product to coagulate. Such a dispersing step may be carried out by conducting a more rigorous homogenization step, but it is recommended that such more expensive homogenizing equipment be used as described below.

It is preferable that a homogenization step after heating be included. The term "homogenized," as used herein, means to subject the product to physical forces to reduce particle size. Such procedures are known in the art, and may be carried out on different types of equipment. It is preferable to carry out this homogenizing step with homogenizing equipment at total pressures of about 1,000 p.s.i. or more. Pressures of about 1,500 p.s.i. or more are more preferred, and pressures of 2,000 p.s.i. or more still more preferred.

Of these steps, it is particularly desirable to mix the liquid whole egg product at least periodically while it is heated. As noted above, in continuous flow equipment mixing is carried out by at least periodically subjecting the stream of liquid whole egg product to turbulence while it is heated. Turbulence, which is the mixing of particles over the cross-section of the product stream, is discussed in the *Egg Pasteurization Manual* at pages 6-8. Such turbulence is characterized by a Reynolds number greater than about 2,300, and preferably greater than about 4,600. Commercial high temperature, short time pasteurizing units are available which at least periodically impart turbulence to the stream of product being pasteurized while the product is being heated. For the purposes of the present invention, greater levels of turbulence are preferred. Thus the liquid whole egg product is preferably subjected to turbulence for a major portion of the time it is heated. Plate heat exchangers, trombone heat exchangers, spiral heat exchangers, and scrape surface heat exchangers are illustrative of the types of known heat exchangers which can be used to subject liquid whole egg products to turbulence while they are heated. The physical forces induced in scrape surface heat exchangers are generally thought of as "mixing," but these exchangers induce turbulence at least in regions of the product stream, and are therefore considered to induce turbulence for purposes of the present invention.

Examples of whole egg products which can be pasteurized in liquid form by the method of the present invention include whole egg, fortified whole egg (whole egg with added yolk), salt whole egg (e.g., salt 10%), sugar whole egg (e.g., sugar 10%), blends of whole egg with syrup solids, syrups, dextrose and dextrans and/or gums and thickening agents, blends of whole eggs with less than 1% sugar and/or salt, scrambled egg mixes (for example, a mix of about 51% egg solids, 30% skim milk solids, 15% vegetable oil and 1.5% salt), reduced cholesterol egg products and blends thereof, custard blends, and the like. Products which are extremely sensitive to thermal processing and which are particularly suitable for ultrapasteurization by the present invention include, for example, liquid whole

egg and blends thereof (less than 2% added nonegg ingredients), fortified whole egg and blends thereof (24-38% egg solids, 2-12% added nonegg ingredients), liquid salt whole egg, liquid sugar whole egg, and other liquid whole egg blends which are 24-38% egg solids and 12% or less of added nonegg ingredients. Terms used herein have their standard meaning in accordance with industry and regulatory usage. See, e.g., 7 C.F.R. § 59.570(b) (1985).

The invention having been explained in general terms above, the following examples are provided to further illustrate the invention.

#### EXAMPLES 1-10

**Raw Egg Product.** Raw liquid whole egg was obtained from a local breaking plant (Gold Kist, Durham, N.C.). The egg was taken from their raw holding tank which was agitated to thoroughly blend approximately 30,000 pounds of egg. The egg was manually filled into 13.6 kg (30 lb) metal cans and were kept refrigerated before being transported 13.2 km (20 mi) to our laboratory in an insulated truck. The egg was held overnight at 4° C. (40° F.) or allowed to stand at room temperature for up to 12 hours to achieve higher bacterial numbers.

**Thermal Processes.** The time-temperature processes used in this study were designed to be equal to or more severe than minimum conditions defined by the 9D line for the destruction of *Salmonella* in whole egg (USDA, 1969) and within predetermined limits of denaturation of egg protein defined as percent soluble protein loss (%SPL) by Hamid-Samimi et al., *J. Food Sci.* 49:132 (1984). The objectives of this design were to provide *Salmonella* negative whole egg with a low number of surviving spoilage organisms while retaining adequate functional properties.

The thermal processing system used is outlined in FIG. 1. It consisted of a plate-type heat exchanger for preheat, various modifications of the No-Bac Unitherm model XLV (Cherry Burrell Corporation, Cedar Rapids, Iowa) to achieve different holding times, an aseptic homogenizer operated at 10.34 mPa (1,500 p.s.i.), and an aseptic packaging system (Model AB-3-250, Tetra Pak Inc., Dallas, Tex.). The flow rate was  $2.89 \times 10^{-4} \text{ m}^3/\text{sec}$  (275 GPH) with heating, holding, and cooling pipe diameters of 12.45 mm ID (5/8" nominal) stainless steel.

Before each process the entire system was sterilized at 121° C. for 30 minutes using hot water in the product section and steam in the heating media section and then cooled. The product and heating media temperatures were recorded for evaluation of the thermal effect of the heating section and to determine the total thermal effects. (Swartzel, *J. Agri. Food Chem.* 34:396 (1986). The temperatures were measured using Type T thermocouples with an electronic data logger (Model 9302, Monitor Labs., Inc., San Diego, Calif.). Each thermocouple probe was scanned every 30 seconds (one minute for process #1) and the readout sent to a computer for analyses. The specific locations of the thermocouples in the system were as described by Swartzel and Jones. Paper No. 84-6006 of the American Society of Agricultural Engineers (1984).

Approximately one hour prior to initiation of each process, 408.2 kg (900 lb) of raw egg were transferred from the metal cans to a 568 l (150 gal) vessel (Creamery Package Mfg. Co., Chicago, Ill.) and then mixed at room temperature with the stirring propeller at ca. 30

r.p.m. This volume of egg required approximately 20 minutes to process, therefore the last liter of egg was processed not later than 80 minutes after being removed from the cooler. Nine processes designated 1, 2, 3, 4, 5, 6, 7, 8, and 9 were run. Process 6 was repeated and designated 6.1. They were conducted two days apart on egg picked up on the same day. Egg for processes 6.1 to 9 were held at room temperature for not more than 12 hours to achieve a higher initial microbial load. All egg incubated at room temperature was chilled to 4° C. (40° F.) prior to processing.

After holding the egg at the scheduled process time and temperature and prior to packaging, the temperature was reduced to less than 10° C. (50° F.) in less than 26 seconds. Occasionally, due to technical difficulties it was not possible to cool the processed egg to below 10° C. In those instances the processed egg was moved into a freezer at -20° C. for 20 minutes after packaging. The packaging material was a low oxygen permeable laminate of polyethylene, paper, and aluminum foil formed into 250 ml containers (Tetra Pak aseptic filler model AB-3). Each package was dated and coded so that egg processed in the first seven minutes, the second seven minutes, and the remaining time were numbered 1, 2, and 3, respectively. The processed and packaged egg was held overnight at 4° C. (40° F.) prior to obtaining samples and being distributed for four and 10° C. storage.

**Sampling** Samples of raw egg for physical, chemical, and functional testing were aseptically removed from the mixing vat approximately 30 minutes prior to processing. The samples were then held overnight at 4° C. for evaluation with the pasteurized egg. Pasteurized samples were obtained on the day after processing or at selected times during storage at four and 10° C. Analyses were made on the combined contents of three or four individual packages representing the first, second, and third portions of each process run. When four packages were required, two packages from the middle portion of each process were used. Any sediment on the bottom of the cartons was scraped out and mixed into the egg by magnetic stirring.

**Chemical Assays.** The pH of the product was determined with a Fisher Accumet pH meter, model 600, equipped with a calomel reference and glass indicating electrodes. Solids were determined in triplicate by weighing two ml samples into disposable aluminum pans and drying in a forced draft oven for 24 hours. The AOAC (1985) microKjeldahl procedure was used to determine protein content of the samples. The extent of denaturation was estimated by determining the loss of soluble protein as described by Hamid-Samimi et al., supra, and the alpha-amylase activity of the egg was determined as described by Shrimpton and Monsey, *J. Hyg.* 60:153 (1962).

**Sponge Cakes.** True sponge cakes were made by using half of the amounts of ingredients listed following the procedures given by Gorman and Ball (1986) (Chapter 15 in *Egg Science and Technology*, 3rd Ed., W. J. Stadelman and O. J. Cotterill, Eds., AVI Publishing Co., Inc. Westport, Conn.) with the omission of vanilla. Two separate batches of batter were mixed for each treatment and 340 g of batter was weighed into rectangular pans (21.5 x 11.5 x 6.5 cm, id.). Cakes were baked at 191° C. for 25 minutes, inverted on a wire rack and allowed to stand at room temperature overnight. Heights were determined from the mean of four measurements along the center line of the long axis of the



cake. Cakes were then kept in plastic bags for further rheological evaluations.

Textural properties of the cakes were evaluated using an Instron Universal Testing Machine (Model 1122, Instron Engineering Corporation, Canton, Mass.). A plate was connected to a 2000-g load cell and positioned at the surface of the 5-cm cube of cake. The cross head and chart speeds were 200 mm/min and 100 mm/min, respectively. Three samples from each cake were subjected to deformation-relaxation cycles. The cubed cake samples were kept in a plastic bag before and after each test. The water activity of the cake samples were determined by placing three Durotherm (Luft, West Germany) water activity meters in the plastic bag. Each meter was calibrated daily with a solution of barium chloride (aW 0.90 at 20° C.).

Custards. Duplicate custards of the flan type were made. Ingredients were 190-ml evaporated milk, 196-g sweetened condensed milk, 125-g whole egg, 50-g water, and one teaspoon vanilla. All ingredients were blended in a Waring blender at low speed for one minute and 360-g were weighed into a rectangular pan (14.3×8.0×5.6 cm, id.) which had been sprayed with "PAM" (Boyle-Midway, Inc., New York, N.Y.). Pans were placed in a tray containing 2.5-cm water and baked at 191° C. for 40 minutes. After overnight storage at 10° C., height of the custard in the pan was determined from the mean of three measurements made and with calipers along the center line of the long axis of the custard. Custards were removed from the pan after the sides were loosened with a spatula and allowed to stand at room temperature for 45 minutes. Height was again determined and percent sag was calculated according to Gardner et al. *Poultry Sci.* 61:75 (1982). Custards were stored in plastic bags at 10° C. for rheological evaluation.

The flat plate described above for evaluation of cake texture was replaced with a 10.5 mm diameter rod with a semispherical tip and force-deformation curves to failure were obtained for each custard. Cross head speed was 100 mm/min and all other parameters were the same as used in evaluations of the cakes. Five values were averaged to obtain the penetration force (FI) for each custard.

Organoleptic Evaluation. Flavor of processed and stored egg was evaluated by one judge using the USDA palatability score (Laboratory Methods for Egg Products, USDA, Agricultural Marketing Service Poultry Division, Grading Branch, Washington, D.C. 20250 (1984)).

Thermal Process. The process times and temperatures used in this study are presented in Table 2.

TABLE 2

Proc. No.	Actual		Equivalent		Heating Value <sup>b</sup> (G × 10 <sup>42</sup> )	Theoretical % SPL <sup>c</sup>
	Time (Sec.)	Temp. (°C.)	Time (Sec.)	Temp. (°C.)		
1	26.2	63.7	30.4	63.1	6.1	0.52
2	92.0	63.8	97.5	63.3	20.8	1.74
3	192.2	65.3	192.4	65.1	72.8	5.97
4	9.2	67.8	15.7	66.5	8.4	0.71
5	36.9	68.2	63.0	67.5	44.6	3.70
6	123.0	68.3	125.5	67.9	99.4	8.10
6.1	123.0	68.9	129.0	68.4	117.6	9.50
7	2.7	71.5	9.5	68.5	8.9	0.75
8	30.1	72.2	36.5	71.5	78.9	6.46

TABLE 2-continued

Proc. No.	Actual		Equivalent		Heating Value <sup>b</sup> (G × 10 <sup>42</sup> )	Theoretical % SPL <sup>c</sup>
	Time (Sec.)	Temp. (°C.)	Time (Sec.)	Temp. (°C.)		
9	56.7	72.0	62.5	71.8	146.8	11.70

<sup>a</sup>See Swartzel, J. *Food Sci.* 47:1886 (1982), and Hamid-Samimi et al., *supra* (1984) for descriptions of heating value and % SPL.  
<sup>b</sup>G values are determined based on activation energy for SPL.  
<sup>c</sup>Based on laboratory batch data.

The 10 processes, numbers 1-9, were performed in the same chronological order as they are numbered. After gaining process experience and as the result of evaluations during the study, it was determined that longer holding times and temperatures than expected could be used. The actual temperatures reported in Table 3 are the averages of temperature readings, every 30 seconds, of the temperature probes at the beginning and end of the holding tube.

Equivalent times and temperatures as well as holding times and temperatures are set forth in Table 2. It can be seen that equivalent times are generally longer than the corresponding holding times, and equivalent temperatures are generally lower than the corresponding holding temperatures. At longer times, the differences between corresponding holding temperatures and equivalent temperatures are smaller.

The calculated heating value, G, shown in Table 2, gives a means for making a comparison of the relatively severity of the different processes. Processes 9, 6.1, 6 and 8 had the highest G values, respectively. The percent SPL based on the heating value (G) are also shown in Table 2.

Chemical Properties of Processed Egg. The results of alpha-amylase activity assays (Table 3) confirms that the enzyme is inactivated by mild heat processes. Table 3 shows that the thermal processes used did not affect protein content or the soluble protein content.

TABLE 3

Process No.	Alpha-Amylase <sup>a</sup>			MicroKjeldahl <sup>b</sup>			% Soluble Protein <sup>c</sup> (From Absorbance)
	Raw	UHT	Plant	Raw	UHT	Plant	
1	0.045	0.048	0.099	13.10	11.60	13.1	86.2
2	0.033	0.588	—	12.59	11.96	—	102.3
3	0.055	1.050	—	11.67	11.32	—	101.3
4	0.029	0.031	0.137	11.83	11.79	11.51	101.1
5	0.046	1.000	—	10.19	10.13	—	100.3
6	0.053	1.120	—	12.27	12.34	—	100.9
6.1	0.040	1.130	—	12.70	12.54	—	103.3
7	0.052	0.764	—	12.37	12.53	—	104.5
8	0.063	1.000	—	11.19	11.42	—	100.4
9	0.060	1.170	—	11.74	11.77	—	100.7

<sup>a</sup>Alpha-Amylase data is reported as the absorbance at 585 nm. Activity is inversely related in absorbance.  
<sup>b</sup>MicroKjeldahl data is reported as percent protein.  
<sup>c</sup>Absorbance at 280 nm of heated egg/control (raw) egg in solution as described by Hamid-Samimi et al., *supra* (1984).

The chemical data indicate that the processes did not result in extensive damage to the egg proteins. The predicted percent soluble protein losses (Table 3) were based on studies conducted with small amounts of egg (1 ml) being heated in the cup of a brookfield viscometer (Hamid-Samimi et al., *supra*, 1984). The egg was heated while various shear rates were applied to simu-

late egg under dynamic conditions that exist in conventional heat exchangers. Thus, this work revealed that the model system resulted in prediction equations that underestimated the thermal treatments that liquid whole egg products could tolerate while still obtaining products with good functional properties. Analysis of the causes of these unexpectedly good results led to the guidelines discussed above which should be followed to obtain functionally superior ultrapasteurized products.

Function of Processed Eggs. The functional properties of the processed eggs agreed with the physical and chemical results. Based on the data presented in Tables 4 and 5 for nonstored egg, there appeared to be very little heat effect on the performance of the ultrapasteurized egg relative to raw or commercially pasteurized egg. Cake height as an indication of the leavening ability and force to deform, springiness, and relaxation parameter (Peleg and Normand, *Rheologica Acta* 22:108 (1983)) as indicators of textural properties were very similar for all egg examined.

TABLE 4

Functional Properties of Cakes for Control (Raw), Ultrapasteurized (UP) at Zero Day Storage, and Commercially Pasteurized Eggs (Plant)						
Variable	Treatment	Mean	Minimum	Maximum	n	C.V.
Maximum Force <sup>a</sup> (N)	Raw	10.02	7.79	13.70	10	17.3
	UP	10.49	9.18	12.91	10	10.5
	Plant	9.73	9.56	9.91	2	2.5
Relaxation Parameter	Raw	0.394	0.379	0.417	10	3.24
	UP	0.410	0.395	0.442	10	3.34
	Plant	0.402	0.402	0.403	2	0.17
Springiness <sup>c</sup>	Raw	0.83	0.81	0.86	10	1.94
	UP	0.83	0.81	0.87	10	2.47
	Plant	0.82	0.81	0.82	2	1.32
Cake Height (mm)	Raw	65.1	63.3	66.7	10	1.66
	UP	61.7	55.1	65.5	10	5.26
	Plant	64.8	64.7	64.8	2	0.11
Water Activity	Raw	0.873	0.832	0.891	10	2.53
	UP	0.875	0.835	0.892	10	2.37
	Plant	0.892	0.892	0.892	1	—

<sup>a</sup>Force required to deform the sample of cake by 26 mm.  
<sup>b</sup>Asymptotic relaxation value as defined by Peleg and Normand, supra (1983).  
<sup>c</sup>Ratio of the second peak force to the first peak force in the force deformation cycle.

TABLE 5

Functional Properties of Custards for Controls (Raw), Zero Day Storage Ultrapasteurized (UP) and Commercially Pasteurized Eggs (Plant)						
Variable	Treatment	Mean	Minimum	Maximum	n	C.V.
Penetration Force (N)	Raw	0.82	0.76	0.96	10	8.20
	UP	0.70	0.59	0.80	10	8.56
	Plant	0.79	0.77	0.81	2	3.69
Custard Height (mm)	Raw	35.7	35.1	36.7	10	1.66
	UP	35.6	35.1	36.3	10	5.26
	Plant	34.6	34.0	35.3	2	0.11
% Sag	Raw	7.2	5.65	9.54	10	16
	UP	7.1	5.41	8.56	10	13
	Plant	4.6	2.66	6.51	2	59

The water activity of the cakes were similar indicating that the experimental handling procedures for the cakes were uniform and should not have affected the instrumental evaluation of textural properties. The custard data indicated that all egg sources evaluated had good ability to form gels. The gels had excellent integrity as indicated by the relatively low percent sag, yet the custards were relatively tender as indicated by the penetration forces. Although weep was not measured, very little syneresis was noted even after holding the custards

overnight for textural evaluations. The limited organoleptic evaluation of the processed eggs indicated that the thermal processes did not affect flavor or aroma in scrambled eggs relative to scrambled egg made from a fresh shell egg. The USDA palatability scores were seven to eight (eight being the highest score).

Refrigerated Storage Effect. As long as the processed egg was not obviously spoiled, as indicated by organoleptic evaluations, storage at 4° C. maintained the chemical, functional, and organoleptic properties of the processed egg up to 24 weeks for some of the samples. The data presented in Tables 6, 7, and 8 were taken from stored egg that was judged organoleptically sound. The criteria for that judgment were: (1) that the color was normal, i.e., within the expected range of color observed for eggs immediately post-processing, and (2) that there were no objectional aromas or flavors. In this study, because of the sampling procedure where most of the samples were checked at four-week intervals, there were no borderline decisions, a sample was obviously acceptable or unacceptable. Bright yellow colors, off-aromas, and pH values below seven were typical of samples judged to be spoiled.

TABLE 6

Means for Proteins, Solids and pH for Controls (Raw), Commercially Pasteurized (Plant) and Ultrapasteurized (UP) Egg						
Variable	Treatment <sup>a</sup>	Mean	Minimum	Maximum	n	C.V.
% Protein	Raw	11.92	10.19	13.10	10	6.8
	Plant	12.30	11.51	13.10	2	9.1
	UP 0	11.74	10.13	12.54	10	6.0
% Solids	Raw	24.6	23.9	25.2	10	1.6
	Plant	24.8	24.4	25.2	2	2.5
	UP 0	24.5	24.0	25.0	10	1.3
pH	4	24.4	24.0	24.9	10	1.3
	UP 8	24.4	24.0	24.7	9	0.9
	12	24.3	23.8	24.7	7	1.3
	18	24.9	24.4	25.5	2	3.1
	24	24.8	24.7	24.9	2	0.3
	Raw	7.5	7.2	7.6	10	1.7
pH	Plant	7.1	7.1	7.2	2	0.5
	0	7.5	7.3	7.6	10	1.4
	4	7.4	7.2	7.6	10	1.4
	UP 8	7.4	7.3	7.5	9	1.2
	12	7.3	7.2	7.4	7	1.2
	18	7.4	7.4	7.4	2	0
24	7.4	7.4	7.4	2	0	

<sup>a</sup>Numbers indicate storage at 4° C. in weeks for processed eggs.

TABLE 7

Functional Properties of Cakes Made from Eggs Stored at 4° C.						
Variable	Storage (Weeks)	Mean	Minimum	Maximum	n	C.V.
Maximum Force <sup>a</sup> (N)	4	9.78	7.90	14.95	10	21.3
	8	10.37	7.82	14.33	9	20.5
	12	11.29	8.84	14.28	7	18.2
	18	11.42	10.32	12.53	2	13.6
	24	10.53	9.57	11.49	2	12.9
	Relaxation Parameter <sup>b</sup>	4	.3937	0.3759	0.4167	10
Springiness <sup>c</sup>	8	.3876	0.3636	0.4132	9	3.9
	12	.3846	0.3717	0.4032	7	3.0
	18	.3788	0.3788	0.3788	2	3.1
	24	.3745	0.3704	0.3788	2	1.5
	8	0.829	0.799	0.853	10	1.7
	12	0.834	0.811	0.872	9	2.0
Height (mm)	18	0.834	0.820	0.843	7	0.9
	24	0.831	0.829	0.832	2	0.3
	4	0.815	0.787	0.843	2	4.9
	8	61	54	65	10	6.02
	18	64	63	67	9	2.06
	24	64	60	65	7	2.7

TABLE 7-continued

Functional Properties of Cakes Made from Eggs Stored at 4° C.						
Variable	Storage (Weeks)	Mean	Minimum	Maximum	n	C.V.
Water Activity	18	63	62	65	2	3.0
	24	65	65	65	2	0.22
	4	0.860	0.796	0.888	10	4.2
	8	0.884	0.868	0.900	9	1.1
	12	0.879	0.844	0.896	7	2.0
	18	0.872	0.872	0.872	1	—
	24	0.879	0.876	0.882	2	0.4

See Table 4 for definition of terms.

TABLE 8

Functional Properties of Custards Made from Eggs Stored at 4° C.						
Variable	Storage (Weeks)	Mean	Minimum	Maximum	n	C.V.
Penetration Force (N)	4	0.68	0.47	0.77	10	12.7
	8	0.70	0.64	0.76	9	9.1
	12	0.75	0.57	0.83	7	20.3
	18	0.94	0.85	1.02	2	12.6
Custard Height (mm)	24	0.82	0.76	0.88	2	10.5
	4	35	34	36	10	2.4
	8	35	34	36	9	1.6
	12	35	35	36	7	1.2
% Sag	18	36	36	36	2	0.4
	24	35	35	35	2	1.0
	4	7.1	3.0	11.6	10	38.1
	8	5.9	3.5	7.5	9	20.5
	12	6.5	4.6	8.0	7	19.5
	18	7.2	6.4	8.1	2	15.9
	24	6.6	4.9	8.2	2	36.0

Visual observations of the interiors of opened packages revealed very little sedimentation during storage. A very thin layer of a fine, light yellow, granular-like material was observed on the bottom of cartons after four weeks of refrigerated storage.

Shelf Life. The times of spoilage of egg from each trial are presented in Table 9.

TABLE 9

Shelf Life for Liquid Whole Egg Stored at 4° C.	
Process	Shelf Life (Weeks)
1	4-8
2	8-12
3	>12
4	8-12
5	>18
6	18-24
6.1	>24
7	12-18
8	20-24
9	18-20

These data were used to generate the time and temperature guidelines set forth in FIG. 5.

The invention has been discussed with a degree of specificity above. This discussion has been provided for illustrative purposes only, with the scope of the invention being defined by the following claims.

That what which is claimed is:

1. A method of ultrapasteurizing a liquid whole egg product, comprising passing the liquid whole egg product as a continuous stream through a pasteurizing apparatus, during which the liquid whole egg product is

- (a) heated to a predetermined holding temperature by contacting said liquid whole egg product to a heated surface, then

(b) maintained at said predetermined holding temperature for a predetermined holding time, and then

(c) cooled, wherein the total thermal treatment received by the liquid whole egg product is defined by an equivalent temperature and an equivalent time defining a point above the 5% SPL (BATCH) line of FIG. 3, but insufficient to cause coagulation of the liquid whole egg product, and then

(d) aseptically packaged to provide a packaged liquid whole egg product characterized by a refrigerated shelf life of about four weeks to about 36 weeks.

2. A method according to claim 1, wherein said pasteurizing apparatus is sterilized before said liquid whole egg product is passed therethrough, and wherein said packaged liquid whole egg product is characterized by a preselected shelf life of about eight weeks to about 36 weeks.

3. A method according to claim 1, wherein said liquid whole egg product is subjected to turbulence for a major portion of the time said liquid whole egg product is heated.

4. A method of ultrapasteurizing a liquid whole egg product, comprising passing the liquid whole egg product as a continuous stream through a pasteurizing apparatus, during which the liquid whole egg product is heated to a predetermined real temperature by contacting said liquid whole egg product to a heated surface while at least periodically subjecting said continuous stream of liquid whole egg product to turbulence, wherein the total thermal treatment received by the liquid whole egg product is described by an equivalent time and an equivalent temperature defining a point above the 5% SPL (BATCH) line of FIG. 3, but insufficient to cause said liquid whole egg product to coagulate, followed by aseptically packaging the liquid whole egg product to provide a package liquid whole egg product characterized by a refrigerated shelf life of about four weeks to about 36 weeks.

5. A method according to claim 4, wherein said liquid whole egg product is subjected to turbulence for a major portion of the time said liquid whole egg product is heated.

6. A method according to claim 4, wherein said liquid whole egg product is dispersed before said liquid whole egg product is heated.

7. The method according to claim 4, wherein said pasteurizing apparatus is sterilized before said liquid whole egg product is passed therethrough, and wherein said packaged liquid whole egg product is characterized by a preselected shelf life of about eight weeks to about 36 weeks.

8. A method of ultrapasteurizing a liquid whole egg product, comprising passing the liquid whole egg product as a continuous stream through a pasteurizing apparatus, during which the liquid whole egg product is

- (a) heated to a predetermined holding temperature by contracting said liquid whole egg product to a heated surface while at least periodically subjecting said continuous stream of liquid whole egg product to turbulence, then

(b) maintained at said predetermined holding temperature for a predetermined holding time, and then

(c) cooled, wherein the total thermal treatment received by the liquid whole egg product is defined by an equivalent time and an equivalent temperature above the 5% SPL (batch) line of FIG. 3, but insufficient to cause said liquid whole egg product to coagulate, and then (d) aseptically packaged to

17

provide a packaged liquid whole egg product characterized by a refrigerated shelf life of about four weeks to about 36 weeks.

9. A method according to claim 8, wherein said liquid whole egg product is subjected to turbulence for a major portion of the time said liquid whole egg product is heated.

10. A method according to claim 8, wherein said liquid whole egg product is dispersed before said liquid whole egg product is heated.

11. A method according to claim 8, wherein said pasteurizing apparatus is sterilized before said liquid whole egg product is passed therethrough, and wherein said packaged liquid whole egg product is characterized by a preselected shelf life of about eight weeks to about 36 weeks.

12. A method of making a packaged liquid whole egg product characterized by a preselected refrigerated shelf life of about four weeks to about 36 weeks, comprising passing the liquid whole egg product as a continuous stream through a pasteurizing apparatus, during which the liquid whole egg product is heated by contacting said liquid whole egg product to a heated surface for a predetermined time and to a predetermined temperature while at least periodically subjecting said continuous stream of liquid whole egg product to turbulence, wherein the liquid whole egg product is heated for a predetermined time and to a predetermined temperature selected so that the total thermal treatment received by the liquid whole egg product is defined by an equivalent time and an equivalent temperature not greater than the expected 5% SPL (continuous processing) line of FIG. 3, and wherein said predetermined temperature and said predetermined time are chosen to impart said preselected shelf life to said liquid whole egg product, followed by aseptically packaging the liquid whole egg product.

13. A method according to claim 12 wherein said pasteurizing apparatus is sterilized before said liquid whole egg product is passed therethrough, and wherein said packaged liquid whole egg product is characterized by a preselected shelf life of about eight weeks to about 36 weeks.

14. A method according to claim 12 wherein said liquid whole egg product is subjected to turbulence for

18

major portion of the time said liquid whole egg product is heated.

15. A method of making a packaged liquid whole egg product characterized by a preselected refrigerated shelf life of about four weeks to about 36 weeks, comprising passing the liquid whole egg product as a continuous stream through a pasteurizing apparatus, during which the liquid whole egg product is

(a) heated by contacting said liquid whole egg product to a heated surface for a time sufficient to raise said liquid whole egg product to a predetermined holding temperature while at least periodically subjecting said continuous stream of liquid whole egg product to turbulence, then

(b) maintained at said predetermined hold temperature for a predetermined hold time, wherein said holding temperature and holding time are selected so that the total thermal treatment received by the liquid whole egg product is defined by an equivalent time and an equivalent temperature not greater than the expected 5% SPL (continuous processing) line of FIG. 3, and wherein said holding temperature and holding time are selected to impart said preselected shelf life to said liquid whole egg product, and then

(c) cooled, followed by

(d) aseptically packaging the liquid whole egg product.

16. A method according to claim 15, wherein said pasteurizing apparatus is sterilized before said liquid whole egg product is passed therethrough, and wherein said packaged liquid whole egg product is characterized by preselected shelf life of about eight weeks to about 36 weeks.

17. A method according to claim 16 wherein said liquid whole egg product is subjected to turbulence for a major portion of the time said liquid whole egg product is heated.

18. A method according to claim 1, 4, 8, 12, 16, wherein said liquid whole egg product is liquid whole egg.

19. A method according to claim 1, 4, 8, 12, 16, wherein said liquid whole egg product is a liquid whole egg blend which is about 24-38% egg solids and about 12% or less of added nonegg ingredients.

30

35

60

65



US004957759B1

# REEXAMINATION CERTIFICATE (4000th)

United States Patent [19]

[11] B1 4,957,759

Swartzel et al.

[45] Certificate Issued Feb. 29, 2000

- [54] METHOD FOR THE ULTRAPASTEURIZATION OF LIQUID WHOLE EGG PRODUCTS
- [75] Inventors: Kenneth R. Swartzel; Hershell R. Ball, Jr.; Mohammad-Hossein Hamid-Samimi, all of Raleigh, N.C.
- [73] Assignee: North Carolina State University, Raleigh, N.C.

- Document from Nulaid Litigation PX N-53 (NU006330-72).
- Document from Nulaid Litigation PX N-53A (NU007905-08).
- Document from Nulaid Litigation PX N-57 (NU004321-30).
- Document from Nulaid Litigation PX N-58 (NU006121-35).
- Document from Nulaid Litigation PX N-62 (NU004318-20).
- Document from Nulaid Litigation PX N-63 (NU004709-13).
- Document from Nulaid Litigation PX N-69 (NU005733).
- Document from Nulaid Litigation PX N-70 (NU007512-13).
- Document from Nulaid Litigation PX N-95 (NU005709).
- Document from Nulaid Litigation PX N-99 (NU007118).
- Document from Nulaid Litigation PX N-107 (NU004732-33).
- Document from Nulaid Litigation PX N-108 (NU005674-76).
- Document from Nulaid Litigation PX N-110 (NU005731).
- Document from Nulaid Litigation PX N-116 (NU005667-68).
- Document from Nulaid Litigation PX N-150A (Copy of notebook cover; NU010129).
- Document from Nulaid Litigation PX N-151 A (NU010130, NU010139, NU010141, NU010143).
- Document from Nulaid Litigation PX N-152A (NU010144-47).
- Document from Nulaid Litigation PX N-153A (NU010148, NU010151, NU010153, NU010160, NU010163).
- Document from Nulaid Litigation PX N-154 (NU006299-6300).
- Document from Nulaid Litigation PX N-155 (NU007065).
- Document from Nulaid Litigation PX N-156A (NU010188-89, NU010193).
- Document from Nulaid Litigation PX N-158 (NU006301-02).
- Document from Nulaid Litigation PX N-161 (NU007063-64).
- Document from Nulaid Litigation PX N-164A (NU010279, NU010285-86, NU010289-90, NU010292-93, NU010296-97, NU010300-01).

**Reexamination Requests:**

- No. 90/003.630, Nov. 10, 1994
- No. 90/004.272, Jun. 11, 1996
- No. 90/004.274, Jun. 13, 1996

**Reexamination Certificate for:**

- Patent No.: 4,957,759
- Issued: Sep. 18, 1990
- Appl. No.: 07/311,594
- Filed: Feb. 16, 1989

[\*] Notice: This patent is subject to a terminal disclaimer.

Certificate of Correction issued Jan. 7, 1992.

**Related U.S. Application Data**

- [63] Continuation of application No. 06/904,744, Sep. 8, 1986, Pat. No. 4,808,425.
- [51] Int. Cl.<sup>7</sup> \_\_\_\_\_ A23L 3/00
- [52] U.S. Cl. \_\_\_\_\_ 426/399; 426/521; 426/614
- [58] Field of Search \_\_\_\_\_ 426/399, 521, 426/614

[56] **References Cited**

**PUBLICATIONS**

- Document from Nulaid Litigation PX N-16 (NU006461-64).
- Document from Nulaid Litigation PX N-18 (NU006006-20).

**PLAINTIFF'S**  
 Exhibit SETI-6  
 Date: 10-3-01  
 Debby J. Campeau  
 Stewart & Associates

Document from Nulaid Litigation PX N-165 (NU007060).  
Document from Nulaid Litigation PX N-168A (NU010538, NU010549).  
Document from Nulaid Litigation PX N-170 (NU007059).  
Document from Nulaid Litigation PX N-171A (NU010249, NU010257, NU010262-63, NU010265-67).  
Document from Nulaid Litigation PX N-172 A (NU010269-70, NU010272-74).  
Document from Nulaid Litigation PX N-181A (NU010398, NU010400-02, NU010404, NU010418).  
Document from Nulaid Litigation PX N-182A (NU010427-28, NU010431).  
Document from Nulaid Litigation PX N-183 (NU007634, NU07638-39).  
Document from Nulaid Litigation PX N-184A (NU010466, NU010469-70, NU010482, NU010490).  
Document from Nulaid Litigation PX N-185 (NU010065, NU010071, NU010074-77, NU010080).  
Document from Nulaid Litigation PX N-187 (NU006772, NU006775-76).  
Document from Nulaid Litigation PX N-189 (NU007514-28).  
Document from Nulaid Litigation PX N-239 (NU002518).  
Document from Nulaid Litigation PX N-245 (NU002356-58).  
Document from Nulaid Litigation PX N-277 (NU011735, NU011726, NU011734).  
Document from Nulaid Litigation PX N-287 (NU002932-34).  
Document from Nulaid Litigation PX N-298 (NU006551).  
Document from Nulaid Litigation PX N-311 (Handwritten list).  
Document from Nulaid Litigation PX N-321 (NU011892).  
Document from Nulaid Litigation PX N-323 (NU012011).  
Document from Nulaid Litigation PX N-347 (NU011857-81).  
Document from Nulaid Litigation PX N-375 (NU002542).  
Document from Nulaid Litigation PX N-465 (NU009279).  
Document from Nulaid Litigation PX N-466 (NU009277, NU009275-76, NU009273-74, NU009271-72, NU009267-70, NU009264-66).  
Document from Nulaid Litigation PX N-467 (NU009262-63, NU009258, NU009260-61, NU009255-57, NU009251-54, NU009248-50, NU009244-47, NU009241-43, NU009237-40).  
Document from Nulaid Litigation PX N-472 (NU011990-91).  
Document from Nulaid Litigation PX N-485 (NU009401-02).  
Document from Nulaid Litigation PX N-487 (NU009397-98).  
Document from Nulaid Litigation PX N-490 (NU009386-87).  
Document from Nulaid Litigation PX N-509 (1 page handwritten notes dated Feb. 25, 1991 through Mar. 15, 1991).  
Document from Nulaid Litigation PX N-510 (NU011992-93).  
Document from Nulaid Litigation PX N-520 (NU012231-38).  
Document from Nulaid Litigation PX N-527 (9 pages typed diary).  
Document from Nulaid Litigation PX N-528 (NU012598-607).  
Document from Nulaid Litigation PX N-529 (NU012608-10).  
Document from Nulaid Litigation PX N-544 (KL000846-47).  
Document from Nulaid Litigation PX N-559 (NU012611-14).  
Document from Nulaid Litigation PX N-560 (NU012592-95).  
Document from Nulaid Litigation PX N-561 (NU012596-97).  
Document from Nulaid Litigation PX N-578 (NU012619-22).  
Document from Nulaid Litigation PX N-580 (NU012626-28).  
Document from Nulaid Litigation PX N-581 (NU012629-33).  
Document from Nulaid Litigation PX N-582 (NU012634-39).  
Document from Nulaid Litigation PX N-583 (NU012640-47).  
Document from Nulaid Litigation PX N-590 (PSC-50A; 4 page correspondence from Mitchell to Mello dated Aug. 13, 1992).  
Document from Nulaid Litigation PX N-602 (NU012663-72).  
Document from Nulaid Litigation PX N-617 (NU012648-53).  
Document from Nulaid Litigation PX N-683 (2 page memo from Brockmeyer to File dated Oct. 9, 1989).  
Document from Nulaid Litigation PX N-689 (NU063104A, NU063104-17).  
Document from Nulaid Litigation PSC-9 (Copy of United States Patent No. 4,808,425; 14 pages).  
Document from Nulaid Litigation PSC-11 (Excerpt from article published in *Food Technology*, Aug. 1988).  
Document from Nulaid Litigation PSC-12 (Article entitled Aseptic eggs are 'terrific time saver').  
Document from Nulaid Litigation PSC-19 (7 pages handwritten notes).  
Document from Nulaid Litigation PSC-20 (3 pages handwritten notes).  
Document from Nulaid Litigation PSC-21 (2 pages correspondence from Ford to McFarlin dated Feb. 7, 1986).  
Document from Nulaid Litigation PSC-22 (1 page correspondence from McFarlin to Ford dated Feb. 27, 1986).  
Document from Nulaid Litigation PSC-23 (1 page correspondence from Ford to McFarlin dated Mar. 11, 1986).  
Document from Nulaid Litigation PSC-24 (1 page correspondence from McFarlin to W. J. Scholle dated May 2, 1986).  
Document from Nulaid Litigation PSC-25 (3 page correspondence from McFarlin to Ovadia dated May 9, 1986).  
Document from Nulaid Litigation PSC-26 (1 page correspondence from McFarlin to W. J. Scholle dated Jun. 11, 1986).  
Document from Nulaid Litigation PSC-29 (2 page correspondence from McFarlin to Mello dated Jul. 17, 1986).  
Document from Nulaid Litigation PSC-30 (1 page correspondence from McFarlin to Ball dated Aug. 7, 1986).  
Document from Nulaid Litigation PSC-31 (2 page correspondence from McFarlin to Ovadia dated Nov. 7, 1986).  
Document from Nulaid Litigation PSC-32 (1 page correspondence from McFarlin to Ball dated Feb. 10, 1987).  
Document from Nulaid Litigation PSC-33 (1 page handwritten notes).

## OTHER PUBLICATIONS

- Cover sheet, pp. 2-7 and pp. 36-40 of the transcript of the deposition of James Coe, taken on Aug. 8, 1991, in Michael Foods, Inc. and North Carolina State University v. Papetti's High-Grade Egg Products, Inc., Civil Action 89-4645, as well as the cover sheet, pp. 6-9 and pp. 36-51 of the transcript of the deposition of Patrick Foley, taken on Nov. 21, 1994, in Sunny Fresh Foods, Inc. v. Michael Foods, Inc. and North Carolina State University, Civil Action 4-92C635.
- Cover sheet and pp. 659-600 of the transcript of the deposition of Dr. Hershell Ball, taken on Jan. 16-17, 1995, in Sunny Fresh Foods, Inc. v. Michael Foods, Inc. and North Carolina State University, Civil Action 4-92C635.
- Cover sheet and p. 318 of the transcript of the deposition of Kenneth Sibley, taken on Jan. 30-31, 1995, in Sunny Fresh Foods, Inc. v. Michael Foods, Inc. and North Carolina State University, Civil Action 4-92C635.
- Cover page and pp. 40-42 of Brief for Defendant-Appellant Papetti's High-Grade Egg Products, Inc. in Michael Foods, Inc. and North Carolina State University v. Papetti's High-Grade Egg Products, Inc., Appeal No. 94-1064.
- Order dated Nov. 10, 1992, in Michael Foods, Inc. and North Carolina State University v. Papetti's High-Grade Egg Products, Inc., Civil Action No. 89-4645.
- Order dated Jul. 20, 1994, in Michael Foods, Inc. and North Carolina State University v. Papetti's High-Grade Egg Products, Inc., Appeal No. 94-1064.
- Cover sheet and p. 673 of the transcript of the deposition of Dr. Mohammad H. Hamid-Samimi, taken on Dec. 30, 1994, in Sunny Fresh Foods, Inc. v. Michael Foods, Inc. and North Carolina State University, Civil Action 4-92C635.
- Cover sheet and p. 577 of the transcript of the deposition of Dr. Hershell Ball, taken on Jan. 16-17, 1995, in Sunny Fresh Foods, Inc. v. Michael Foods, Inc. and North Carolina State University, Civil Action 4-92C635.
- Cover sheet, p. 242 and pp. 340-341 of the transcript of the deposition of Kenneth Sibley, taken on Jan. 30-31, 1995, in Sunny Fresh Foods, Inc. v. Michael Foods, Inc. and North Carolina State University, Civil Action 4-92C635.
- Cover sheet and pp. 24-27 of the transcript of the deposition of Scott Woodward, taken on Jun. 13, 1991, in Michael Foods, Inc. and North Carolina State University v. Papetti's High-Grade Egg Products, Inc., Civil Action 89-4645.
- Sample Sonstegard Foods' pasteurization records.
- U.S.D.A. Criteria for Approval to Use an Expiration Date on Containers of Liquid Egg Products Packaged for Extended Shelf Life Under Refrigerated Conditions, Rev. 1 (Feb. 3, 1992).
- Cover sheet and pp. 210-211 of the deposition of Kenneth Sibley, taken on Jan. 30-31, 1995, in Sunny Fresh Foods, Inc. v. Michael Foods, Inc. and North Carolina State University, Civil Action 4-92C635.
- Cover sheet and pp. 116-117, 122 of the deposition of Dr. Mohammad H. Hamid-Samimi, taken on Nov. 21, 1994, in Sunny Fresh Foods, Inc. v. Michael Foods, Inc. and North Carolina State University, Civil Action 4-92C635.
- Watt Poultry Yearbook, U.S.A. Edition, p.45 (1994-95). U.S. Department of Agriculture Egg Products Statistics, released Mar. 4, 1994.
- Egg Industry*, vol. 99, No. 6 (Nov.-Dec. 1993).
- U.S.D.A. Poultry Yearbook, Statistical Bulletin No. 916 (1994).
- Dec. 24, 1992 *Minneapolis Star Tribune* newspaper article Competitor Will Accept Michael Foods's Patent.
- Cover sheet and pp. 887-894 of the deposition of Dr. Hershell Ball, taken on Jan. 16-17, 1995, in Sunny Fresh Foods, Inc. v. Michael Foods, Inc. and North Carolina State University, Civil Action 4-92C635.
- F.D.A. Notice Liquid Eggs Deviating from the Standard of Identity; Temporary Permit for Market Testing, Fed. Reg., vol. 54, No. 10 (Jan. 17, 1989).
- Marketing brochures of Michael Foods and M.G. Waldbaum's easy egg products.
- Letter from Richard G. Olson to the Docket Management Branch of the United States Food and Drug Administration dated Nov. 22, 1991.
- Newspaper article Michael Foods Halts Production of Its Reduced Cholesterol Eggs.
- Papetti's Reply Brief In Support Of Its Cross-Motion For Partial Summary Judgment Of Invalidity, in Michael's Foods, Inc. and North Carolina State University v. Papetti's Hygrade Egg Products, Inc., Civil Action No. 89-4645.
- M.E. St. Louis et al., The Emergence of Grade A Eggs as a Major Source of *Salmonella Senteritidis*, *Journal of the American Medical Association*, vol. 259, No. 14 (Apr. 1, 1988).
- H. Ball et al., Selected Bibliography Of Doctoral Dissertations On Eggs and Egg Products, *Egg Science and Technology*, pp. 431 and 434.
- Cover sheet, pp. 47-50 and pp. 109-112 of the transcript of the deposition of Dr. Philip Sonstegard, taken on Feb. 22-23, 1994, in Sunny Fresh Foods, Inc. v. Michael Foods, Inc. and North Carolina State University, Civil Action 4-92C635; and USDA Egg Mix Purchase Terms.
- In re Recreative Technologies Corp., No. 95-1337 (Fed. Cir. May 13, 1996).
- Cover page and p. 47 of the Transcript of Proceedings dated Oct. 23, 1992, in Michael Foods, Inc. and North Carolina State University v. Papetti's High-Grade Edgg Products, Inc., Civil Action 89-4645.
- Markman v. Westview Instruments, Inc. et al., No. 95-26 (U.S. Apr. 23, 1996).
- Order dated Jan. 12, 1995, in Michael Foods, Inc. and North Carolina State University v. Papetti's High-Grade Egg Products, Inc., Civil Action 89-4645.
- Cover sheet and p. 94 of the transcrip of Dr. Hershell Ball, taken on Oct. 4, 1994, in Sunny Fresh Foods, Inc. v. Michael Foods, Inc. and North Carolina State University, Civil Action 4-92C635.
- Egg Industry*, vol. 100, No. 1.
- M.H. Hamid Samimi et al., Pasteurization Design Criteria for Production of Extended Shelf-Life Refrigerated Liquid Whole Egg, *Journal of Food Processing and Preservation*, pp. 219-224, vol. 8, No. 3/4 (Apr., 1985).

- Document from Nulaid Litigation PSC-34 (NU003312-19).  
 Document from Nulaid Litigation PSC-50A (11 page correspondence from Mitchell to Mello dated Aug. 13, 1992).  
 Nulaid Litigation Document Nos. NU067555-58.  
 Nulaid Litigation Document Nos. NU012085-103.  
 Supplemental Interrogatory Responses of Nulaid Foods, Inc., pp. 1, 2, 9, 14, 55 and Verification, Nulaid Foods, Inc. v. Michael Foods, Inc. and North Carolina State University/ Michael Foods, Inc. and North Carolina State University v. Nulaid Foods, Inc.  
 Deposition Excerpts of Stanley G. Andre, pp. 1, 8-16, 82-83.  
 Deposition Excerpts of Ernest Glaser, pp. 1, 8-14, 17-21, 34, 128-129, 137-138, 142-143, 206, 241-242, 314-316, 335-336, 338-345, 394-395, 416, 557, 675, 848-855, 897, 980-981, 1073, 1197-1199, 1201-1202, 1205-1208, 1211-1212, 1215, 1275-1276, 1321-1323, 1379, 1427-1430.  
 Deposition Excerpts of George Patrick McFarlin, pp. 1, 7-10, 22-32, 62-64, 146, 176-177, 186-189, 194-195, 198-199, 212, 215, 226-227, 233-235, 275, 282, 305.  
 Deposition Excerpts of Mark A. Mello, pp. 1, 15-21, 59-60, 68-71, 73, 84-85, 90-91, 191, 275, 397-398, 435-438, 456, 688-690, 1044, 1052-1054, 1058-1059, 1179, 1182-1184, 1239-1240.  
 Deposition Excerpts of Jeff Ovadia, pp. 1, 22-23, 115-120, 213, 381-382, 384, 397-399.  
 Deposition Excerpts of Jose Ramirez, pp. 1, 15-28, 48, 117-130, 140-142, 187-192, 200-201.  
 Deposition Excerpts of Mohammed H. Hamid-Samimi, pp. 1, 96 (Dec. 7, 1993), cover sheet of vol. One taken Nov. 29, 1994, pp. 81-11, 45-46.  
 Deposition Excerpts of Dr. Hershell R. Ball, Jr., pp. 1, 17-18, 22, 123-124, 133-134 (Jun. 23, 1994), cover page of vol. 2 taken Jun. 24, 1994, p. 314, cover page of vol. V taken Apr. 28, 1994, pp. 762-763, 767.  
 Deposition Excerpts of Kenneth R. Swartzel, Ph.D., cover page of vol. V taken Nov. 1, 1994, pp. 17-19.  
 Deposition Excerpts of Jeffrey Alan Walker, pp. 1, 79, 127, 132-133, 139.  
 Deposition Excerpts of Robert Amundson, cover page taken Apr. 4, 1994, pp. 56-57, 84, 87.  
 Deposition Excerpts of Robert Pike, cover page taken Mar. 10, 1994, pp. 68, 89-90, 106-109, 134.  
 Statement By Nulaid Foods, Inc. Regarding Applicants' Submission of Nulaid's Confidential Information (with Attachments).  
 Hanson et al. "Pasteurization of Liquid Egg Products v. the Effect on Performance in Custards and Sponge Cakes." Journal Paper No. J-1446 of the Iowa Agriculture Experiment Station, Ames, IA. Project No. 811, pp. 277-283, 1946.  
 Murdock et al. "the Pasteurization of Liquid Whole Egg." Mon. Bull. Minist. Hlth. Lab. Serv. vol. 19, pp. 134-152, 1960.  
 Stadelman et al. 2nd Ed. Egg Science and Technology. AVI Publishing Co., Westport, CT, pp. 161-186, 1977.  
 News and Observer newspaper, Raleigh, NC. NCSU Researchers Crack the Secret of Long Shelf-Life for Eggs. p. 8A, Sep. 3, 1985.  
 Food in Canada, vol. 24. Non-Stop Liquid Egg Process Said to Destroy Salmonella. p. 28, 1964.  
 Chester-Jensen Company, Inc. publication. Improved Parallel Flow Plates Maintain Maximum Heat Transfer; Assure Utmost Economy. pp. K1-3 to K1-6, Feb. 1963.

Primary Examiner—Anthony Weier

[57]

ABSTRACT

Methods of ultrapasteurizing liquid whole egg products in continuous flow, high temperature, short time pasteurization equipment are provided. The equivalent point method is preferably used to evaluate the total thermal treatment received by the product in this equipment. Also disclosed is a method of making liquid whole egg products having preselected, extended, refrigerated shelf lives.



1  
**REEXAMINATION CERTIFICATE  
ISSUED UNDER 35 U.S.C. 307**

THE PATENT IS HEREBY AMENDED AS  
INDICATED BELOW.

Matter enclosed in heavy brackets [ ] appeared in the patent, but has been deleted and is no longer a part of the patent; matter printed in italics indicates additions made to the patent.

AS A RESULT OF REEXAMINATION, IT HAS BEEN DETERMINED THAT:

Claims 1 and 4 are determined to be patentable as amended.

Claims 2, 3, 5 and 6, dependent on an amended claim, are determined to be patentable.

1. A method of making a packaged liquid whole egg product characterized by a preselected refrigerated shelf life of about four weeks to about 36 weeks, comprising passing the liquid whole egg product as a continuous stream through a pasteurizing apparatus, during which the liquid whole egg product is heated by contacting said liquid whole egg product to a heated surface for a predetermined time and to a predetermined temperature while at least periodically subjecting said continuous stream of liquid whole egg product to turbulence, wherein the liquid [while] whole egg product is heated for a predetermined time and to a predetermined temperature insufficient to cause more than a 5% soluble protein loss from said product, wherein the total thermal treatment received by the liquid whole egg product

is described by an equivalent temperature and an equivalent time defining a point above the 5% SPL (BATCH) line of FIG. 3, and wherein said predetermined temperature and said predetermined time are chosen to impart said preselected shelf life to said liquid whole egg product, followed by aseptically packaging the liquid whole egg product.

4. A method of making a packaged liquid whole egg product characterized by a preselected refrigerated shelf life of about four weeks to about 36 weeks, comprising passing the liquid whole egg product as a continuous stream through a pasteurizing apparatus, during which the liquid whole egg product is

(a) heated by contacting said liquid whole egg product to a heated surface for a time sufficient to raise said liquid whole egg product to a predetermined holding temperature while at least periodically subjecting said continuous stream of liquid whole egg product to turbulence, then

(b) maintained at said [preselected] *predetermined* holding temperature for a predetermined holding time, wherein said holding temperature and holding time are selected to cause a soluble protein loss of not more than 5% from said product, and wherein said holding temperature and holding time are selected to impart said preselected shelf life to said liquid whole egg product, and then

(c) cooled wherein the total thermal treatment received by the liquid whole egg product is described by an equivalent temperature and an equivalent time defining a point above the 5% SPL (BATCH) line of FIG. 3, followed by

(d) aseptically packaging the liquid whole egg product.

\* \* \* \* \*



US004994291B1

# REEXAMINATION CERTIFICATE (4021st)

United States Patent [19]

[11] B1 4,994,291

Swartzel et al.

[45] Certificate Issued \*Mar. 21, 2000

[54] METHOD FOR THE ULTRAPASTEURIZATION OF LIQUID WHOLE EGG

[75] Inventors: Kenneth R. Swartzel; Hershell R. Ball, Jr.; Mohammad-Hossein Hamid-Samimi. all of Raleigh, N.C.

[73] Assignee: North Carolina State University. Raleigh, N.C.

### Reexamination Requests:

- No. 90/003.631. Nov. 10, 1994
- No. 90/004.546. Feb. 11, 1997

### Reexamination Certificate for:

- Patent No.: 4,994,291
- Issued: Feb. 19, 1991
- Appl. No.: 07/535,718
- Filed: Jan. 11, 1990

[\*] Notice: This patent is subject to a terminal disclaimer.

Certificate of Correction issued Jul. 28, 1992.

### Related U.S. Application Data

[63] Continuation of application No. 07/311,594, Feb. 16, 1989, Pat. No. 4,957,759, which is a continuation of application No. 06/904,744, Sep. 8, 1986, Pat. No. 4,808,425.

[51] Int. Cl.<sup>7</sup> ..... A23L 3/00

[52] U.S. Cl. .... 426/399; 426/521; 426/614

[58] Field of Search ..... 426/399, 525, 426/614, 106, 520

### [56] References Cited

#### U.S. PATENT DOCUMENTS

- 2,936,240 5/1960 Kauffman .
- 3,212,906 10/1965 Jones .
- 4,511,589 4/1985 Padly .

#### OTHER PUBLICATIONS

- Sep. 3, 1985 *Raleigh News and Observer* article NCSU Researchers Crack The Secret of Shelf Life for Eggs.
- Hanson, et al., *Pasteurization of Liquid Egg Products—The Effect on Performance in Custards and Sponge Cakes*, *Poultry Science*, (1946) vol. 26, pp. 277–283.
- Murdock et al., *The Pasteurization Of Liquid Whole Egg*, *Monthly Bulletin of the Ministry of Health and Public Health Laboratory Service*, pp. 134–151.
- Moller-Madsen, *Pasteurization of Egg Products*, *Non-Stop Liquid Egg Process Said To Destroy Salmonella*, *Food in Canada*, Aug. 1964, pp. 28–29.
- Improved Parallel Flow Plates Maintain Maximum Heat Transfer; Assure Utmost Economy. Chester-Jensen, pp. K1-3–K1-6.
- F.E. Cunningham, *Egg Product Pasteurization*, Chapter 12 of W.J. Stadelman and O.J. Cotterill *Egg Science and Technology* (1973).

Alfa-Laval brochure entitled "Liquid Egg Pasteurization—Whole Eggs and Egg Yolks".

Annual Report of the Cooperative Regional Projects NC-133. Jan. 1 to Dec. 31, 1984.

Cover sheet, pp. 139–153 of Proceedings of the International Conference On UHT Processing And Aseptic Packaging of Milk and Milk Products (Nov. 27–29, 1979).

E.O. Essary et al., *New Avenues for Eggs*, *The Virginia Poultryman*, pp. 42, 64–65 (May 1982).

*Egg Pasteurization Manual*, U.S. Dept. of Agriculture (March 1969).

W.K. Stone et al., *Aseptic Processing of Liquid Eggs Pasteurized in a Teflon Heat Exchanger* (1983).

E.O. Essary et al., *New Uses of Heated Aseptically Packaged Fluid Egg Products* (1983).

*Samimi thesis*, *Criteria Development For Extended Shelf-Life Pasteurized Liquid Whole Egg* (1984).

Ball et al., *Function And Shelf Life Of Ultrapasteurized, Aseptically Package Whole Egg*, *Poultry Science Association Annual Meeting* Jul. 29–Aug. 2, 1985.

Samimi, et al., *Aseptic Packaging of Ultra-Pasteurized Egg*, *Design and Economic Conditions*, *IUFOST Symposium on Aseptic Processing and Packaging of Foods* (1985).

G. Maessmans et al., *Theoretical Consideration of the General Validity of the Equivalent Point Method in Thermal Process Evaluation*, *Journal of Food Engineering*, vol. 24, pp. 225–248 (1995).

R.M. Martinez et al., *The Effects of Ultra-Pasteurization With and Without Homogenization on Chemical, Physical, and Functional Properties of Aseptically Packaged Liquid Whole Egg*, *Poultry Science*, vol. 74, pp. 742–752 (1995).

Parkinson, *Effect Of Pasteurization On The Chemical Composition Of Liquid Whole Eggs*, *J. Sci. Fd. Agric.*, vol. 19, pp. 582–589, Oct. 1968.

T. Sugihara et al., *Heat Pasteurization Of Liquid Whole Egg*, *Food Technology*, pp. 100–107, Aug. 1966.

Affidavit of Dr. Isy Elroy dated Nov. 17, 1994.

Declaration of Jerry Rose, dated Jun. 11, 1996.

Declaration of Donald Roberts, dated Jun. 11, 1996.

Declaration of Dr. Scott Woodward, dated Jun. 10, 1996.

Affidavit of Alfred Keil, dated Sep. 19, 1991.

Application for Temporary Marketing Permit for Interstate Shipment of Experimental Packs of Ultra-Pasteurized Liquid Whole Eggs, and Egg Products Under Refrigerated Conditions, dated Nov. 5, 1988.

Application of Swartzel et al., Ser. No. 904.744, on Sep. 29, 1987.

(List continued on next page.)

Primary Examiner—Anthony J. Weier

### [57] ABSTRACT

Methods of ultrapasteurizing liquid whole egg products in continuous flow, high temperature, short time pasteurization equipment are provided. The equivalent point method is preferably used to evaluate the total thermal treatment received by the product in this equipment. Also disclosed is a method of making liquid whole egg products having preselected, extended, refrigerated shelf lives.

PLAINTIFF'S  
 Exhibit SFII-S  
 Date: 10-3-01  
 Debby J. Campeau  
 Stirewalt & Associates

3

(d) aseptically packaging the non-sterile pasteurized liquid whole egg.

16. A method of making packaged liquid whole egg characterized by a preselected refrigerated shelf life of about four weeks to about 36 weeks, comprising passing the liquid whole egg as a continuous stream through a pasteurizing apparatus to produce non-sterile pasteurized liquid whole egg, during which the liquid whole egg is heated by contacting said liquid whole egg to a heated surface for a predetermined time and to a predetermined temperature while at least periodically subjecting said continuous stream of liquid whole egg to turbulence, wherein the liquid whole egg is heated for a predetermined time and to a predeter-

4

mined temperature insufficient to cause more than a 5% soluble protein loss therefrom, wherein the total thermal treatment received by the liquid whole egg [product] is described by an equivalent temperature and an equivalent time defining a point above the 5% [(JSPLD)] (BATCH) line of FIG. 3, and wherein said predetermined temperature and said predetermined time are chosen to impart said preselected shelf life to said liquid whole egg, followed by aseptically packaging the non-sterile pasteurized liquid whole egg.

\* \* \* \* \*

REEXAMINATION CERTIFICATE  
ISSUED UNDER 35 U.S.C. 307

THE PATENT IS HEREBY AMENDED AS  
INDICATED BELOW.

Matter enclosed in heavy brackets [ ] appeared in the patent, but has been deleted and is no longer a part of the patent; matter printed in italics indicates additions made to the patent.

AS A RESULT OF REEXAMINATION, IT HAS BEEN DETERMINED THAT:

The patentability of claims 19-21 is confirmed.

Claim 3 is cancelled.

Claims 1, 4, 5, 9, 10, 13 and 16 are determined to be patentable as amended.

Claims 2, 6-8, 11, 12, 14, 15, 17 and 18, dependent on an amended claim, are determined to be patentable.

1. A method of ultrapasteurizing liquid whole egg, comprising passing the liquid whole egg as a continuous stream through a pasteurizing apparatus, during which the liquid whole egg is heated to a predetermined real temperature, by contacting said liquid whole egg to a heated surface wherein the total thermal treatment received by the liquid whole egg is described by an equivalent temperature and an equivalent time defining a point above the 5% SPL (BATCH) line of FIG. 3, but insufficient to cause coagulation of the liquid whole egg followed by the step of aseptically packaging the liquid whole egg to provide a packaged liquid whole egg having an extended refrigerated shelf life.

4. A method of ultrapasteurizing liquid whole egg, comprising passing the liquid whole egg as a continuous stream through a pasteurizing apparatus, during which the liquid whole egg is

- (a) heated to a predetermined holding temperature by contacting said liquid whole egg to a heated surface, then
- (b) maintained at said predetermined holding temperature for a predetermined holding time, and then
- (c) cooled, wherein the total thermal treatment received by the liquid whole egg is defined by an equivalent temperature and an equivalent time defining a point above the 5% SPL (BATCH) line of FIG. 3, but insufficient to cause coagulation of the liquid whole egg[.]; and
- (d) aseptically packaging the liquid whole egg to provide a packaged liquid whole egg having an extended refrigerated shelf life.

5. A method of ultrapasteurizing liquid whole egg, comprising passing the liquid whole egg as a continuous stream through a pasteurizing apparatus, during which the liquid whole egg is heated to a predetermined real temperature by contacting said liquid whole egg to a heated surface while at least periodically subjecting said continuous stream of liquid whole egg to turbulence, wherein the total thermal treatment received by the liquid whole egg is described by an equivalent time and an equivalent temperature defining a point above the 5% SPL (BATCH) line of FIG. 3, but insufficient to cause said liquid whole egg to coagulate, followed by the

step of aseptically packaging the liquid whole egg to provide a packaged liquid whole egg having an extended refrigerated shelf life.

9. A method of ultrapasteurizing liquid whole egg, comprising passing the liquid whole egg as a continuous stream through a pasteurizing apparatus, during which the liquid whole egg is

- (a) heated to a predetermined holding temperature by contacting said liquid whole egg to a heated surface while at least periodically subjecting said continuous stream of liquid whole egg to turbulence, then
- (b) maintained at said predetermined holding temperature for a predetermined holding time, and then
- (c) cooled, wherein the total thermal treatment received by the liquid whole egg is defined by an equivalent time and an equivalent temperature defining a point above the 5% SPL (BATCH) line of FIG. 3, but insufficient to cause said liquid whole egg to coagulate[.]; and
- (d) aseptically packaging the liquid whole egg to provide a packaged liquid whole egg having an extended refrigerated shelf life.

10. A method of making packaged liquid whole egg characterized by a preselected refrigerated shelf life of about four weeks to about 36 weeks, comprising passing the liquid whole egg as a continuous stream through a pasteurizing apparatus to produce non-sterile pasteurized liquid whole egg, during which the liquid whole egg is heated by contacting said liquid whole egg to a heated surface for a predetermined time and to a predetermined temperature while at least periodically subjecting said continuous stream of liquid whole egg [product] to turbulence, wherein the liquid whole egg is heated for a predetermined time and to a predetermined temperature insufficient to cause more than a 5% soluble protein loss therefrom, wherein the total thermal treatment received by the liquid whole egg is described by an equivalent temperature and an equivalent time defining a point above the 5% SPL (BATCH) line of FIG. 3 and wherein said predetermined temperature and said predetermined time are chosen to impart said preselected shelf life to said liquid whole egg, followed by aseptically packaging the non-sterile pasteurized liquid whole egg.

13. A method of making packaged liquid whole egg characterized by a preselected refrigerated shelf life of about four weeks to about 36 weeks, comprising passing the liquid whole egg as a continuous stream through a pasteurizing apparatus to produce non-sterile pasteurized liquid whole egg, during which the liquid whole egg is

- (a) heated by contacting said liquid whole egg to a heated surface for a time sufficient to raise said liquid whole egg to a predetermined holding temperature while at least periodically subjecting said continuous stream of liquid whole egg to turbulence, then
- (b) maintained at said predetermined holding temperature for a predetermined holding time, wherein said holding temperature and holding time are selected to cause a soluble protein loss of not more than 5% therefrom, wherein the total thermal treatment received by the liquid whole egg is described by an equivalent temperature and an equivalent time defining a point above the 5% SPL (BATCH) line of FIG. 3 and wherein said holding temperature and holding time are selected to impart said preselected shelf life to said liquid whole egg, and then
- (c) cooled, followed by

3

(d) aseptically packaging the non-sterile pasteurized liquid whole egg.

16. A method of making packaged liquid whole egg characterized by a preselected refrigerated shelf life of about four weeks to about 36 weeks, comprising passing the liquid whole egg as a continuous stream through a pasteurizing apparatus to produce non-sterile pasteurized liquid whole egg, during which the liquid whole egg is heated by contacting said liquid whole egg to a heated surface for a predetermined time and to a predetermined temperature while at least periodically subjecting said continuous stream of liquid whole egg to turbulence, wherein the liquid whole egg is heated for a predetermined time and to a predeter-

4

mined temperature insufficient to cause more than a 5% soluble protein loss therefrom, wherein the total thermal treatment received by the liquid whole egg [product] is described by an equivalent temperature and an equivalent time defining a point above the 5% [(SPL)] (BATCH) line of FIG. 3, and wherein said predetermined temperature and said predetermined time are chosen to impart said preselected shelf life to said liquid whole egg, followed by aseptically packaging the non-sterile pasteurized liquid whole egg.

\* \* \* \* \*



US004808425B1

# REEXAMINATION CERTIFICATE (4093rd)

United States Patent [19]

[11] B1 4,808,425

Swartzel et al.

[45] Certificate Issued May 30, 2000

[54] METHOD FOR THE ULTRAPASTEURIZATION OF LIQUID WHOLE EGG PRODUCTS

[75] Inventors: Kenneth R. Swartzel; Hershell R. Ball, Jr.; Mohammad-Hossein Hamid-Samimi, all of Raleigh, N.C.

[73] Assignee: North Carolina State University, Raleigh, N.C.

3,928,632	12/1975	Glaser et al.	426/772
3,949,099	4/1976	Kaufman	
3,970,763	7/1976	Moran et al.	
4,511,589	4/1985	Padly et al.	
4,524,083	6/1985	Liot	
4,534,986	8/1985	Hasting	
4,675,202	6/1987	Wenger et al.	
4,695,472	9/1987	Dunn et al.	
5,096,728	3/1992	Rapp	
5,290,583	3/1994	Reznik et al.	426/614

### FOREIGN PATENT DOCUMENTS

717935	9/1965	Canada	
58-63346	3/1983	China	
122383	10/1984	European Pat. Off.	
58-63368	4/1983	Japan	
71791	12/1964	Netherlands	
0612503	11/1943	United Kingdom	

### OTHER PUBLICATIONS

Statement By Nulaid Foods, Inc. Regarding Applicants' Submission of Nulaid's Confidential Information (with Attachments) no date.

Parkinson, T.L., Effect of Pasteurisation on the Chemical Composition of Liquid Whole Egg. I. Development of a scheme for the fractionation of the proteins of whole egg. *J. Sci. Fd Agric.*, vol. 18, pp. 208-213 (May 1967).

Parkinson, T.L., Effect of Pasteurisation on the Chemical Composition of Liquid Whole Egg. II. Comparison of the protein fractionation patterns of raw and pasteurised liquid whole egg. *J. Sci. Fd Agric.*, vol. 19, pp. 582-589 (Oct. 1968).

Amended Final Judgment Except for Accounting, *Michael Foods, Inc. and North Carolina State University v. Papetti's Hygrade Egg Products, Inc.*, Sep. 21, 1993.

*Criteria For Approval to Use An Expiration Date on Containers of Liquid Egg Products Packaged for Extended Shelf Life Under Refrigerated Conditions*, USDA (Feb. 1992).

Winter, et al., Pasteurization of Liquid Egg Products III. Destruction of Salmonella in Liquid Whole Egg. *Am. J. Pub. Hlth.*, vol. 36, pp. 451-460 (May 1946).

Abstract, Evaluation of Ultrapasteurized Aseptically Packaged Whole Liquid Egg—Homogenized and Unhomogenized, *Poultry Science*, vol. 65, Supplement 1, 1986.

Ball, Hershell, Jr. et al., Functionality and Microbial Stability of Ultrapasteurized, Aseptically Packaged Refrigerated Whole Egg. *Journal of Food Science*, vol. 52, No. 5, 1987, pp. 1212-1218.

(List continued on next page.)

Primary Examiner—Anthony Weier

[57] ABSTRACT

Methods of ultrapasteurizing liquid whole egg products in continuous flow, high temperature, short time pasteurization equipment are provided. The equivalent point method is preferably used to evaluate the total thermal treatment received by the product in this equipment. Also disclosed is a method of making liquid whole egg products having preselected, extended, refrigerated shelf lives.

### Reexamination Requests:

No. 90/003,629, Nov. 10, 1994  
No. 90/003,755, Jan. 25, 1995

### Reexamination Certificate for:

Patent No.: 4,808,425  
Issued: Feb. 28, 1989  
Appl. No.: 06/904,744  
Filed: Sep. 8, 1986

Certificate of Correction issued Nov. 7, 1989.

[51] Int. Cl.<sup>7</sup> A23B 5/005; A23L 1/32; A23L 3/16

[52] U.S. Cl. 426/399; 426/521; 426/614

[58] Field of Search 426/399, 521, 426/520, 614, 106

[56] References Cited

### U.S. PATENT DOCUMENTS

902,812	11/1908	Goetz et al.	
1,004,515	9/1911	Willmann	
1,005,275	10/1911	Mollinger	
1,186,524	6/1916	Kraft	
1,436,947	11/1922	Davis	
1,522,384	1/1925	Parsons et al.	
1,790,117	1/1931	Stassano	
1,798,413	3/1931	Graves	
1,920,539	8/1933	White	
2,024,255	12/1935	Russell	
2,049,591	8/1936	Rafn	
2,270,540	1/1942	Mallory	
2,390,872	12/1945	Dahlbert et al.	
2,478,748	8/1949	De Boer	
2,565,311	8/1951	Koonz et al.	
2,788,283	4/1957	Stewart, Jr. et al.	
2,806,797	9/1957	Brasch et al.	
2,847,310	8/1958	Turnbow	
2,901,225	8/1959	Abrams	
2,936,240	5/1960	Kauffman	
3,093,487	6/1963	Jones et al.	
3,113,872	12/1963	Jones	
3,166,424	1/1965	Stewart et al.	
3,212,906	10/1965	Jones	
3,223,156	12/1965	Brown et al.	
3,277,959	10/1966	Withers	
3,290,156	12/1966	Ibrig	
3,328,175	6/1967	Cunningham et al.	
3,404,008	10/1968	Ballas et al.	
3,459,388	8/1969	Kohl et al.	
3,475,180	10/1969	Jones	
3,567,470	3/1971	McElroy	
3,573,935	4/1971	Sourby et al.	
3,579,631	5/1971	Stewart et al.	
3,830,149	8/1974	Kaufman	

PLAINTIFF'S
Exhibit <u>SFI-4</u>
Date: <u>10-3-01</u>
Debby J. Campeau

## OTHER PUBLICATIONS

- Payawal, Soledad r. et al., *Pasteurization of Liquid-Egg Products II. Effect of Heat Treatments on Appearance and Viscosity*, 1945.
- Van Arsdel, Wallace B., *Food Dehydration*, Second Edition, vol. 2, 1973.
- Stadelman, W.J. et al., *Egg and Poultry-Meat Processing*, 1988.
- Trial Transcript, vols. 1-7, Mar. 5-13, 1992 of *Michael Foods, Inc. & North Carolina State University v. Barrow Food Company*.
- Stadelman, W.J., A Wider Outlook For Poultry Products, *Food & Beverage Technology International*, 1989.
- Translation of Danish A.A. Moller Madsen article Pasteurization of Egg Products, *Sundhedsplejen*, Dec. 1958.
- Letter of Nov. 3, 1992 from William L. Mentlik, Esq. to James D. Myers, Esq. regarding *Michael Foods, Inc. et al. v. Papetti's Hygrade Egg Products, Inc.*; Civil Action No. 89-4645 (MTB).
- Roberts Dairy Company et al. v. The United States v. Milton G. Waldbaum Co.*, 530 F.2d 1342 (1976).
- Opinion and Order of The Honorable Maryanne Trump Barry of United States District Court, District of New Jersey; *Michael Foods, Inc. et al. and Papetti's Hygrade Egg Products, Inc.*, Civil Action No. 89-4645(MTB); filed Nov. 10, 1992.
- Videotape: excerpts from two "Quaker State" videotapes submitted previously. No date avail.
- Opinion, U.S. District Court, District of New Jersey, *Michael Foods, Inc. and North Carolina State University v. Papetti's Hygrade Egg Products, Inc.*, No. 89-4645 (Jul. 12, 1993).
- Griese, Jr., Ultrapasteurization of Liquid Whole Eggs Earn IFT Food Technology Industrial Achievement Award, *Food Technology*, 48:94-96 (Sep. 1994).
- License Agreement, North Carolina State University and Michael Foods, Inc. Nov/Dec. 1989.
- Deposition of Mohammad Samimi, vol. I (*Michael Foods, et al. v. Papetti's*) pp. 7-8. No date.
- Agreement for purchase of all Capital Stock, Morning Glory Eggs, May 27, 1988.
- Thornton, More Easy Eggs, *Egg Industry* Sep/Oct. 1989.
- Deposition of Hugh Oldach, vol. I (*Michael Foods, et al. v. Papetti's*) pp. 59-122 (Jul. 30, 1991).
- Letter from H. Oldach to S. Reichsteiner (Asep Tech, Inc.) Apr. 19, 1985.
- Letter Mr. H. Miller (FranRica) to A. Papetti, Oct. 12, 1984.
- FranRica proposal to A. Papetti, Oct. 15, 1984.
- Letter from H. Oldach to E. Rorke (Moore Products), Nov. 2, 1982.
- Letter from H. Oldach to A. Papetti, Nov. 2, 1982.
- Deposition of H. Oldach, vol. II, (*Michael Foods, et al. v. Papetti's*) pp. 131-276, Jul. 31, 1991.
- Confidential Report of H. Oldach (Asep Tech) regarding commercial ultrapasteurization. No date
- Deposition of E. Essary. No date.
- Deposition of P. Rony. No date.
- Handwritten notes of P. Rony. No date.
- Letter from Peter Rony (Virginia Polytechnic Institute) to Oldach and Essary regarding heat exchanger for Papetti's tests, Nov. 6, 1982.
- Confidential Disclosure Agreement, North Carolina State University and TetraPak, Inc. No date.
- Deposition of Charles Sizer, (*Michael Foods, et al. v. Papetti's*) p. 45, Jul. 31, 1991.
- Letter from P. Horvath (TetraPak) to L. McBee (Papetti's), Dec. 2, 1988.
- Easy Egg™ packaging no date.
- Memo and letters from TetraPak to L. McBee (Papetti's) with copy of Swartzel '425 patent, Mar. 22, 1989.
- Meeting memo from Tetrapak to Papetti's regarding use of TetraPak system. No date.
- FDA application from Morning Glory Eggs for temporary permit to market ultrapasteurized liquid whole egg. No date.
- Confidential Disclosure Agreement (North Carolina State University and Bartow Foods), Nov. 1986.
- Letter from H. Ball to J. Benincasa, Jul. 9, 1987.
- Proposal from Benincasa Company to Burger King, Mar. 26, 1990.
- Letter from Benincasa Company to Marriott Corp., Apr. 6, 1990.
- Memo, TetraPak, Inc. regarding meeting with Bartow Foods, Apr. 3, 1989.
- Letter from H. Oldach to H. Magwire (USDA) regarding protocol for Quaker State tests, May 25, 1983.
- Memo from P. Rony to E. Essary regarding Teflon Tube Heat Exchanger, Apr. 8, 1983.
- Letter from E. Essary to P. Rony regarding Teflon Tube Heat Exchanger, Apr. 3, 1983.
- Letter from H. Oldach to W. Ranson (DuPont) regarding suspension of testing of Teflon Tube Heat Exchanger, May 2, 1984.
- H. Oldach letter regarding substitution of U.V. light for ethylene oxide, Jul. 26, 1983.
- Excerpt of Defendant Papetti's Reply to Plaintiff Michael Foods' Statement of Uncontested Facts. No date.
- Miscellaneous documents regarding recognition of North Carolina State University process. No date.
- Egg Industry*, "Morning Glory's Easy Eggs", pp. 17-21 (Nov. 1988).
- Handwritten notes of P. Rony regarding ultrapasteurization process. No date.
- Letter from FranRica to H. Oldach no date.
- Letter from Papetti attorneys (Lerner, David, et al.) to USDA regarding disclosure of documents. No date.
- Letters from Papetti attorneys (Lerner, David, et al.) to Mr. Lupo (Michael Foods' attorney) regarding plant inspection and videos. No date.
- Federal Circuit Slip Opinion, *Michael Foods, Inc. and North Carolina State University, v. Papetti's Hygrade Egg Products, Inc.*, No. 94-1064 (Fed. Cir. Jul. 20, 1994).
- Institute of Food Technologists Achievement Awards, Food Technology Industrial Achievement Award, *Supplement to Food Technology* 47 (1993).
- Various correspondence re: receipt of IFT award no date available.
- Avoset Second Nature® Packaging no date available.
- Avoset Second Nature® Logo no date available.
- Product Bulletin Second Nature® Imitation Eggs. (Exhibit # PX N-440) no date available.
- Avoset Second Nature ® brochure. (Exhibit # PX N-452) no date available.
- Avoset Newsletter, Second Nature® Egg Product (Spring 1977). (Exhibit # PX N-454).
- Avoset Products brochure. (Exhibit #PX N-508) no date.
- "Avoset Travels High and Fast", *Good Packaging*, vol. 5, No. 5 (May 1973).
- S K & F News Bulletin, #5818 (Nov. 1972).

- Who is Avoset?* no date.
- Ernest Glaser, Testimony on behalf of Avoset Food Corp., U.S.D.A. Milk Market Order Hearing Officer, Bloomington, Minn. (Nov. 15, 1971). (Exhibit # PX N-436).
- The Avoset story as presented at the National Food Brokers Association Convention (Dec. 10, 1974). (Exhibit # PX N-432).
- Ernest Glaser, Statement by Ernest Glaser, President, Avoset Food Corporation, Press Luncheon, St. Regis (Sep. 18, 1975).
- Sonstegard Deposition Transcript and Exhibits no date avail.
- Papetti's Appeal Brief.
- Michael Foods' and NCSU's Brief in Opposition to Papetti's Appeal no date avail.
- Michael Foods' and NSCU's Brief in Opposition to Papetti's Appeal no date avail.
- Papetti's Appeal Reply Brief no date avail.
- Appendix to Papetti's Appeal no date avail.
- PBS-Search Videotape; PBS Search segment no date.
- Stadelman et al, *Egg and Poultry Meat Processing*, Chapters 3 and 4 (1988).
- Sales Summary.
- Excerpts from Minutes of the Board of Directors of Michael Foods no date.
- Overview of Aseptic Packaging Systems & Machinery, Dairy & Ice Cream Field; article describes "modern aseptic packaging systems" no date.
- Annual Report of Cooperative Regional Projects, Dec. 1983.
- Bergquist, D.H., "Eggs," Chapter 16 of *Food Dehydration* no date.
- Egg Pasteurization Manual, USDA, Mar. 1969.
- 7 CFR Part 59 (1985).
- Hamid Samimi et al, Pasteurization Design Criteria For Production of Extended Shelf-Life Refrigerated Liquid Whole Egg, *J. of Food Proc. and Pres.* 8, 219 (1984).
- Hamid-Samimi Thesis *Criteria Development for Extended Shelf-Life Pasteurized Liquid Whole Egg*, 1984.
- Swartzel, K.R., Equivalent-Point Method for Thermal Evaluation of Continuous Flow Systems, *J. of Agri. and Food Chem.* 34, 196 (May/June, 1986).
- Abstract of Poultry Science Annual Meeting, Jul. 29-Aug. 2, 1985, Ames, Iowa.
- Noted dated Oct. 31, 1983.
- Poultry Science Abstracts, New Uses of Heated Aseptically Packaged Fluid Egg Products, E.O. Essary et al., 61, 1461-1462 (1982).
- Stone et al, *Aseptic Processing of Liquid Eggs Pasteurized in a Teflon Heat Exchanger* (1983).
- Photographs of VPI Work no date.
- Quaker State Videotapes no date.
- Hanson et al, *Pasteurization of Liquid Egg Products V. The Effect on Performance in Custards and Sponge Cakes*, 1946.
- Knight et al., The Baking Properties of Pasteurized Whole Egg, *Food Techn.* (1967).
- Murdock et al, The Pasteurization of Liquid Whole Egg, *Mon. Bull. Minist. Hlth. Lab. Serv.*, vol. 19, 134-152 (1960).
- Heller et al, The Pasteurization of Liquid Whole Egg and The Evaluation of the Baking Properties of Frozen Whole Egg, *J. Hyg. Camb.*, 60, 135 (1962).
- Danish Moeller-Madsen publication in *Sundhedsplejen* vol. 10, No. 8, pp. 102-105 (1958).
- Aggarwal, Ultra-Pasteurization of Egg Nog with Modern Processing and Packaging Equipment, *J. Milk Food Technol.*, vol. 38, No. 7, 419-422 (1975).
- Payne et al, Heat Resistant Bacteria in Pasteurized Whole Egg, *J. App. Bact.*, 46, 601-613 (1979).
- Kaufman et al, *Flow Characteristics in Holding Tubes of Commercial Egg Pasteurizers*, (1968).
- Sugihara et al, Heat Pasteurization of Liquid Whole Egg, *Food Technology*, Aug. (1966).
- Brooks,  $\alpha$ -Amylase in Whole Egg and Its Sensitivity to Pasteurizing Temperatures, *J. Hyg. Camb.* (1962) *J. Hyg. Camb.*, 60, 145 (1962).
- Should Egg Pasteurization Requirements Be Changed?, *Poultry Processing & Marketing* Nov. 1962.
- Statutory Instruments, 1963 No. 1503.
- Shafi et al, *Microbial Flora of Commercially Pasteurized Egg Products*, (1969).
- Winter et al, Pasteurization of Liquid Egg Products I. Bacteria Reduction in Liquid Whole Egg and Improvement in Keeping Quality, *Am. J. Pub. Hlth.*, vol. 36, 451-460 (1942).
- Winter et al, Pasteurization of Liquid Egg Products III. Destruction of Salmonella in Liquid Whole Egg, *Am. J. Pub. Hlth.*, vol. 36, 451-460 (1946).
- Stadelman, W.J. et al., *Egg Science & Technology*, Chapter 12, First Edition (1973).
- Stadelman, W.J. et al., *Egg Science & Technology*, Chapter 12, Second Edition (1977).
- Stadelman, W.J. et al., *Egg Science & Technology*, Chapter 12, Third Edition (1986).
- Williamette Materials—no date.
- Annual Report of the NC-133 Project, 1984.
- Attendance List of the NC-133 Annual Meeting, 1985.
- Transcript of Scott Woodward deposition no date.
- Transcript of the Deposition of Mary L. Murphy no date.
- Declaration of Dr. Glenn Froning no date.
- Ltr. Bruce Sales to USDA re: FOIA request no date.
- Second Amended Complaint with Exhibits no date.
- Answer to Second Amended Complaint, Affirmative Defenses and Counterclaim no date.
- Plaintiff's Brief in Support of Plaintiffs' Motion for Summary Judgment of Infringement no date.
- Combined Brief in Opposition to Plaintiffs' Motion for Summary Judgment of Infringement and in Support of Papetti's Cross Motion for Partial Summary Judgment of Invalidity with Exhibits no date.
- Plaintiffs' Brief in Reply to Defendant's Opposition to Plaintiffs' Motion For Summary Judgment on the Issue of Infringement no date.
- Plaintiffs' Brief in Opposition to Defendant's Cross-Motion for Summary Judgment on the Issue of Invalidity no date.
- Papetti's Reply Brief in Support of its Cross Motion for Partial Summary Judgment of Invalidity with Exhibits no date.
- Brief of Defendant Papetti's Hygrade Egg Products, Inc. in Support of its Motion for Summary Judgment with Exhibits no date.
- Plaintiffs' Brief in Opposition to Defendant's Motion For Summary Judgment of Noninfringement.
- Reply Brief of Defendant Papetti's Hygrade Egg Products, Inc. in Support of its Motion for Summary Judgment of Noninfringement with Exhibits no date.
- Plaintiffs' Brief in Support of Plaintiffs' Motion for Summary Judgment on the Issue of Inequitable Conduct no date.
- Brief of Defendant's Papetti's Hygrade Egg Products, Inc. in Opposition to Plaintiffs' Motion for Summary Judgment on Inequitable Conduct no date.



Plaintiff's Brief in Reply to Defendant's Opposition to Plaintiff's Motion for Summary Judgment on The Issue on Inequitable Conduct no date.

Exhibit vol. 1 in Support of Plaintiffs' Motion for Summary Judgment of Infringement no date.

Exhibit vol. 2 in Support of Plaintiffs' Motion for Summary Judgment of Infringement no date.

Exhibit vol. 3 in Support of Plaintiffs' Motion for Summary Judgment of Infringement no date.

Exhibit vol. 4 in Support of Plaintiffs' Motion for Summary Judgment of Infringement no date.

Exhibit vol. 5 in Support of Plaintiffs' Motion for Summary Judgment of Infringement no date.

Exhibit vol. 6 in Support of Plaintiffs' Motion for Summary Judgment of Infringement no date.

Exhibit vol. 1 in Support of Plaintiffs' Opposition to Defendant's Motion for Summary Judgment of Noninfringement and Exhibit 92 in Support of Plaintiffs' Motion for Summary Judgment of Infringement no date.

Exhibits in Support of Plaintiffs' Opposition to Defendant's Motion for Summary Judgment of Invalidity no date.

Exhibit vol. 1 in Support of Plaintiffs' Motion for Summary Judgment on the Issue of Inequitable Conduct no date.

Exhibit vol. 2 in Support of Plaintiffs' Motion for Summary Judgment on the Issue of Inequitable Conduct no date.

Exhibit vol. 3 in Support of Plaintiffs' Motion for Summary Judgment on the Issue of Inequitable Conduct no date.

Ess test data no date.

Memo Mar. 4, 1980 to Dr. Rony from E.O. Essary re: Fourth Whole Eggs Pasteurization Run no date.

Memo Mar. 4, 1980 to Dr. Rony from E.O. Essary re: Third Whole Eggs Pasteurization Run no date.

Memo Mar. 4, 1980 to Dr. Rony from E.O. Essary re: Second Whole Eggs Pasteurization Run no date.

Memo Mar. 4, 1990 to Dr. Rony from E.O. Essary re: First Whole Eggs Pasteurization Run no date.

Memo Mar. 10, 1980 to Dr. Rony from E.O. Essary re: Fifth Whole Eggs Pasteurization Run no date.

Memo Jul. 2, 1981 to Dr. Rony from E.O. Essary re: Requested Material no date.

Memo Mar. 10, 1980 to E.O. Essary from Dr. Rony re: 3rd & 4th whole eggs pasteurization runs no date.

Handwritten notes no date.

Memo Feb. 12, 1980 to E.O. Essary from Dr. Rony re: 2nd whole egg pasteurization run no date.

Handwritten notes Feb. 12, 1980 no date.

Memor Feb. 5, 1980 to E.O. Essary from Dr. Rony re: 1st whole egg pasteurization run no date.

Memo Nov. 1, 1979 to E.O. Essary from Dr. Rony re: eggs project.

Letter Mar. 11, 1977 to Mr. Louis B. Raffel of American Egg Board from E.O. Essary.

Draft of *New Uses of Heated Aseptically Packaged Fluid Egg Products* by E.O. Essary, W.K. Stone and P.R. Rony no date.

Letter May 4, 1979 from Louis B. Raffel to E.O. Essary.

Proposal submitted to American Egg Board by Virginia Polytechnical Institute and State University; title *New Uses of Heated Aseptically Packaged Fluid Egg Products* by E.O. Essary no date.

Funding agreement between American Egg Board and VPI for *New Uses of Heated Aseptically Packaged Fluid Egg Products* no date.

Title: *New Uses of Heated Aseptically Packaged Fluid Egg Products*; by E.O. Essary, W.F. Collins & P.R. Rony no date.

E.O. Essary, W. F. Collins P.R. Rony, *New Uses of Heated Aseptically Packaged Fluid Egg Products*. Progress Report, Nov. 8, 1979.

Handwritten notes Aug. 13, 1980.

Letter Dec. 3, 1980 to Louis B. Raffel of American Egg Board from E.O. Essary.

E.O. Essary, W. F. Collins & P.R. Rony, *New Uses of Heated Aseptically Packaged Fluid Egg Products*, Progress Report, Nov. 12, 1980.

Schematic of Liquid Egg Pasteurization System no date.

Microbiological & Functional Analysis Sampling Plan for Aseptically Processed and Packaged Liquid Whole Egg no date.

Oxford Chemical products descriptions no date.

Memo to Essary, Rony & Stone from Hugh G. Oldach no date.

Letter Oct. 11, 1976 from Rony & Stone to Dr. Hoffman of DeLaval Separator Co.

VPI Temperature forms no date.

Teflon: Effective heat transfer, Operating pressure limits & Comparisons—Teflon to Metal no date.

Letter Jun. 8, 1976 to P. Euphosin of VPI from Don Herman of PNUCOR.

Product description and specification no date.

Features of New Pasteurization Process no date.

P.R. Rony, W.K. Stone & Gary Criscione, *A Teflon Heat Exchanger for the Ultrahigh Temperature Pasteurization of Fluid Food Products*, Oct. 1976 no date.

Memo Jun. 24, 1974 to Dr. Robertson from Rony, Stone & Criscione re: submission of invention to university committee on patents.

Submission of invention to University Committee on Patents, Jun. 24, 1974.

Letter Sep. 19, 1973 to Rony from Stone.

Stone, W.K. & Rony, P.R. *Ultrahigh Temperature Pasteurization in the Teflon Heat Exchanger and Aseptic Packaging in Glass and Plastic Containers* no date.

Stone, W.K., Rony, P.R. & Large, P.M., *A Teflon Heat Exchanger for Ultrahigh Temperature Pasteurization of Ice Cream Mix for Aseptic Packaging* no date.

Stone, W.K., Rony, P.R. & Collins, W.F., *A New Procedure for UHT Pasteurization of Egg Nog for Aseptic Packaging* no date.

Stone, W.K., Rony, P.R. & Wood, C.B., *A Teflon Heat Exchanger for Ultrahigh Temperature Pasteurization of Apple Juice for Aseptic Packaging* no date.

Githens, R.E et al., Flexible-tube Heat Exchangers, Chem. Eng. Progress (vol. 61, No. 7) (Jul. 1965).

Hood, R.R., Designing Heat Exchangers in Teflon, Chem. Eng. May 1967.

*Installation, Operation, Maintenance of Shell and Tube Heat Exchangers* no date.

Third run notes, Mar. 11, 1977.

Letter May 27, 1981, to E.O. Essary from Hugh Oldach.

PELA HodLine Newsletter article Aseptic Packaged Eggs Being Researched at Virginia Tech no date.

Addendum—1980 from USDA Reports of Shell Eggs broken and egg products packed under federal inspection.

Letter Sep. 9, 1981 to E.O. Essary from Hugh Oldach.

Aug. 29, 1981 Weekly Digest article News in a Minute.

Handwritten notes Jul. 1, 1981.

Letter Jun. 17, 1981 to Hugh Oldach from E.O. Essary.

Swartzel, K.R., A Continuous Flow Procedure for Reaction Kinetic Data Generation, Jour. of Food Sci., (vol. 49, 1984).

- Kline et al., Heat Pasteurization of Raw Liquid Egg White, *Food Tech.*, Aug. 1966, vol. 20, No. 5.
- Memo to Dr. Rony from Diane C. no date.
- Draft memorandum of agreement between NCSU and William Oldach no date.
- Draft proposal no date.
- Cover of Food Product Development no date.
- Jacobs, Laura C., *Aseptic packaging promises new role for pasteurized liquid eggs*, Apr. 1981.
- Letter Jun. 2, 1981 to E.O. Essary from Jerry H. Gass of The Virginia Poultryman.
- Confidentiality Agreement no date.
- Memo Sep. 14, 1981 to Henry A. McGee, Jr. from P. Rony re: Egg Pasteurization Research.
- Letter Sep. 14, 1981 to Hugh Oldach from P. Rony.
- University Patent Policy—Virginia Polytechnic University no date.
- Frozen Egg Production in the 48 Contiguous States of the U.S.A. no date.
- List of states with Plants using automatic breaking equipment no date.
- Confidential Report re: The Commercial Development of a Process to Ultra-Pasteurize Fluid Egg Products and To Aseptically Package Same Under License to Aseptech, Inc. no date.
- Preiser Scientific—Scientific Instruments, Laboratory Supplies, Microscopes & Chemicals sales information no date.
- Teflon Heat Exchangers—Reactor Coil Model R500—Product Bulletin no date.
- Teflon Heat Exchangers—Shell and Tube Model 525CT-20—Product Bulletin no date.
- Stone, W.K. et al, *Aseptic Processing of Liquid Eggs Pasteurized in a Teflon Heat Exchanger* no date.
- Letter Dec. 2, 1984 to E.O. Essary from Hugh Oldach.
- Letter May 9, 1984 to W.K. Stone from Hugh Oldach.
- Letter Apr. 30, 1984 to Dr. Rony from Hugh Oldach.
- Letter Apr. 10, 1984 to William Oldach from E.O. Essary.
- Table 1. Parameters Used and Results Obtained in Conducting Pasteurization Study no date.
- New Uses of Heated Aseptically Packaged Fluid Egg Products*, E.O. Essary et al. no date.
- Quality of The Treated Fluid Foods discussion no date.
- A New UHT Process for Pasteurization and/or Sterilization no date.
- Microbiological Safety, Functional Stability and Extended Shelf-Life of Refrigerated Liquid Whole Egg Aseptically Processed and Packaged* no date.
- Microbiological and Functional Analysis Sampling Plan for Aseptically Processed and Packaged Liquid Whole Egg* no date.
- Current Cost Benefit of Frozen Eggs Paced in 5 Gallon Bag-in-Box Versus Plastic, Composite and Metal Cans no date.
- Aseptic Processing and Packaging—A Fresh Approach to Fresh Liquid Milk*—product information from Gossner Foods, Inc. no date.
- Maunder, Duane, Possible Use of Ultraviolet Sterilization of Containers for Aseptic Packaging, *Food Technology*, Apr. 1977.
- Letter Aug. 28, 1984 to Mr. Jones of USDA from Hugh Oldach.
- Letter Oct. 9, 1984 to Hugh Oldach from Magwire of USDA.
- Letter Sep. 7, 1984 to Hugh Oldach from Magwire of USDA.
- Letter Aug. 30, 1984 to Hugh Oldach from Magwire of USDA.
- Aseptic Processing and Packaging Systems in Federally Inspected Meat and Poultry Establishments*, Jun. 1984, Prepared by: Meat & Poultry Inspection of USDA.
- Rice, Judy, Shelf-stable Meat & Poultry Products in Semi-Rigid Aseptic Packaging, *Food Processing* (Sep., 1984).
- Memorandum of Agreement between NCSU and William Oldach no date.
- Nelson, Philip E., Outlook for Aseptic Bag-in-Box Packaging of Products for Remanufacture, *Food Tech.* (Mar. 1984).
- Description and Packaging cost comparisons from pasteurization forward no date.
- Microbiological History of Aseptically Packaged Salted Whole Egg no date.
- Sample data from QC Inc labs to William Oldach of Aseptech no date.
- Ling, A.C. et al., Fouling of Heat Transfer Surfaces by Solutions of Egg Albumin, *Journ. Food Prot.*, vol. 41, No. 3 (Mar., 1978).
- Abstract: Function and Shelf Life of Ultrapasteurized, Aseptically Packaged Whole Egg, H.R. Ball et al. no date.
- Nath, K. R. et al., *Heat Induced Cleavage of Flavoprotein in Hard Cooked Eggs* no date.
- Martinez, J.B. et al., *Quality Preservation of Liquid Whole Egg*; production no date.
- The Pasteurization of Liquid Egg, *Food Manufacture*, Jul., 1950.
- Swartzel, K.R., Tubular Heat Exchanger Fouling by Milk During Ultra High Temperature Processing, *Jour. of Food Sci.*, vol. 48 (1983).
- Kline, Leo et al., Effects of Pasteurization on Egg Products, *The Bakers Digest*, Aug. 1966.
- Deindoerfer, F.H. et al., *Microbiological Process Discussion—Analytical Method for Calculating Heat Sterilization Times* no date.
- PSA and SPSS Abstracts—Poultry Science, vol. 65 Supp. 1 (1986).
- Kaufman, V.F. et al., *Test Methods for Measuring Minimum Holding Times in Continuous Egg Pasteurizers* no date.
- Veerkamp, C. H. et al., *Influence of Varying Residence-time Distribution on Inactivation of Microorganisms During Pasteurization of Egg Products* no date.
- Abstract, P. M. Foegeeding et al., *Characterization of Microorganisms in Refrigerated Ultrapasteurized, Aseptically Packaged Liquid Whole Egg* no date.
- Proceedings—International Conference on UHT Processing and Aseptic Packaging of Milk and Milk Products Nov. 27-29, 1979.
- National Dairy Council—Newer Knowledge of Milk and other Fluid Dairy Products no date.
- Project No. NC-133 description no date.
- Reviewer's Comments on New or Revised Regional Research Project—NC-133, May 21, 1980.
- Reviewer's Comments on New or Revised Regional Research Project—NC-133, May 23, 1980.
- Addendum to Regional Research Project Outline—NC-133 no date.
- Letter Aug. 21, 1981 from Maurer NC-133 Chairman to Dr. Roy Arnold.
- Addendum to NC-133 Regional Project no date.
- Procedures: Safety and stability of poultry products no date.
- USDA Analysis and Evaluation of Continuing Regional Research Projects by SEA/CR Staff no date.

- Annual Report of Cooperative Regional Projects—NC-133 (Jan. 1 to Dec. 31, 1980).
- USDA Analysis and Evaluation of Continuing Regional Research Projects by SEA/CR Staff no date.
- Annual Report of Cooperative Regional Projects—NC-133 (Jan. 1 to Dec. 31, 1981).
- Materials Presented with the abstract entitled "Bulletins and Review Articles Published by the North Central Regional Poultry Products Research Committee 1948-1982" at the 1983 Poultry Science Assoc. Meetings.
- Minutes of the NC-133 Research Committee at Kansas State University, Apr. 3, 1984.
- NC-173—Address update, May 1984.
- USDA Cooperative State Research Service—Analysis and Evaluation of Continuing RRF Projects by CSRS Representative no date.
- NC-183—Development of new processes and technologies for the processing of poultry products—discussion no date.
- Annual Report of Cooperative Regional Projects—NC-183 (Oct. 1 to Dec. 31, 1986).
- Minutes of NC-183 Technical Advisory Committee no date.
- Committee of Nine Project Review Committee—NC-183 no date.
- Letter Oct. 28, 1987 to George J. Mountney of USDA from Shai Barbur of University of Guelph.
- Annual Report of Cooperative Regional Projects—NC-183 (Jan. 1 to Dec. 31, 1987) no date.
- 1989 NC-183 Mailing List.
- Annual Report of Cooperative Regional Projects—NC-183 (Jan. 1 to Dec. 31, 1988).
- Minutes of NC-183 Technical Advisory Committee no date.
- Address list no date.
- Letter Jan. 18, 1990 to Dr. Naegle of USDA from Roald Lund of North Dakota State University.
- Annual Report of Cooperative Regional Projects—NC-183 (Jan. 1, to Dec. 13, 1989).
- Article—Mar. 1988 from Poultry & Egg Marketing Marriot looking for quality, value and consistency in eggs.
- Article—Small egg processor given choice: modernize or fail no date.
- Table Ready brochure no date.
- Letter Feb. 22, 1989 to Dr. Naegle from Gary Robde of University of Wisconsin.
- Article—Complex Process. Easy Eggs no date.
- Defendant's Exhibit #2067 in *Michael Foods et al v. Papetti* litigation; Mar. 18, 1985 letter from Wilkinson.
- Defendant's Exhibit #2071 in *Michael Foods et al v. Papetti* litigation; Aug. 13, 1985 letter from Murphy to Ball.
- Defendant's Exhibit #2077 in *Michael Foods et al v. Papetti* litigation; Molly Murphy notes dated Dec. 18, 1984.
- Defendant's Exhibit #2078 in *Michael Foods et al v. Papetti* litigation; "Aseptically Processed Foods: Material Costs & Functions" (Feb. 5-7, 1985).
- Defendant's Exhibit #2079 in *Michael Foods et al v. Papetti* litigation; Cherry-Burrell brochure, "Aseptic Processing Systems Capabilities" no date.
- Defendant's Exhibit #2084 in *Michael Foods et al v. Papetti* litigation; Swartzel et al., "System Design and Calibration of a Continuous Flow Apparatus for Kinetic Studies" (1985).
- Defendant's Exhibit #2087 in *Michael Foods et al v. Papetti* litigation; Samimi et al., "Flow Behavior of Liquid Whole Egg During Thermal Treatments" (1984).
- Defendant's Exhibit #2089 in *Michael Foods et al v. Papetti* litigation; Samimi et al., "Maximum Change in Physical and Quality Parameters of Fluid Foods During Continuous Flow Heating. Application to Liquid Whole Egg" (1984).
- Defendant's Exhibit #2112 in *Michael Foods et al v. Papetti* litigation; John Andrew et al., "Liquid and Frozen Egg Processing" (1971).
- Defendant's Exhibit #2118 in *Michael Foods et al v. Papetti* litigation; Cherry-Burrell CB-201 Technical Digest "Aseptic Processing" (1977).
- Defendant's Exhibit #2119 in *Michael Foods et al v. Papetti* litigation; Technical Digest CB-201 "Aseptic Processing" no date.
- Defendant's Exhibit #2120 in *Michael Foods et al v. Papetti* litigation; Alfa Laval Literature on liquid egg pasteurization no date.
- Defendant's Exhibit #2121 in *Michael Foods et al v. Papetti* litigation; Alfa-Laval literature on liquid egg pasteurization no date.
- Defendant's Exhibit #2122 in *Michael Foods et al v. Papetti* litigation; "Shell Egg Processing Plant Design" (1971).
- Defendant's Exhibit #2123 in *Michael Foods et al v. Papetti* litigation; "Egg—From Raw Product to Industrial Product—" (Feb. 1971).
- Defendant's Exhibit #2128 in *Michael Foods et al v. Papetti* litigation; Second Nature egg product container no date.
- Defendant's Exhibit #10 in *Michael Foods et al v. Bartow Food Company*; Milton G. Waldbaum Co. Sales Memorandum identifying 10,000 lb. sale of dried whole eggs to General Foods no date.
- Defendant's Exhibit #11 in *Michael Foods et al v. Bartow Food Company*; letter dated Sep. 21, 1989, from Howard, Magwire, National Supervisor, Egg Products, Poultry Grading Branch, USDA, addressed to Dean Hughson of the Milton G. Waldbaum Co.
- Defendant's Exhibit #12 in *Michael Foods et al v. Bartow Food Company*; vol. 36, No. 5 of the Virginia Poultryman, pp. 42 and 64 no date.
- Defendant's Exhibit #43 in *Michael Foods et al v. Bartow Food Company*; USDA announcement PY-61, Apr. 1973 *Purchase of Egg Mix*.
- Defendant's Exhibit #84 in *Michael Foods et al v. Bartow Food Company*; letter dated Aug. 12, 1983 from Ball to Baker.
- Defendant's Exhibit #85 in *Michael Foods et al v. Bartow Food Company*; *Evaluation of Aseptic Packaging for Conventionally Pasteurized and Ultrapasteurized Whole Egg*, research proposal by Ball et al., Jul. 20, 1983.
- Defendant's Exhibit #88 in *Michael Foods et al v. Bartow Food Company*; Residence Times of Egg Products in Holding Tubes in Egg Pasteurizers, article by Scalzo, et al., *Food Tech.*, vol. 23 (1969).
- Defendant's Exhibit #94 in *Michael Foods et al v. Bartow Food Company*; The Viscosity of Egg and Egg Products, Scalzo et al., *Food Technology*, vol. 24 (1970).
- Defendant's Exhibit #96 in *Michael Foods et al v. Bartow Food Company*; *Maximum Product Parameter Changes in Liquid Foods*, Paper No. 84-6506, Samimi et al., American Society of Agricultural Engineers no date.
- Defendant's Exhibit #104 in *Michael Foods et al v. Bartow Food Company*; Aseptic Packaging of Dairy Products, Amantea, *Food Technology* (1983).
- Schematic of Pasteurizing Apparatus no date.
- Letter May 2, 1984 from William Oldach to William Ranson.

Letter May 25, 1983 from Hugh Oldach to Howard Mag-wire.

Memo Jul. 26, 1983 from Oldach to all concerned parties re: ethylene oxide.

Essary et al., *New Uses of Heated Aseptically Packaged Fluid Egg Products* no date.

Document from Nulaid Litigation PX N-16 (NU006461-64) no date available.

Document from Nulaid Litigation PX N-18 (NU006006-20) no date available.

Document from Nulaid Litigation PX N-53 (NU006330-72) no date available.

Document from Nulaid Litigation PX N-53A (NU007906-08) no date available.

Document from Nulaid Litigation PX N-57 (NU004321-30) no date available.

Document from Nulaid Litigation PX N-58 (NU006121-35) no date available.

Document from Nulaid Litigation PX N-62 (NU004318-20) no date available.

Document from Nulaid Litigation PX N-63 (NU004709-13) no date available.

Document from Nulaid Litigation PX N-69 (NU005733) no date available.

Document from Nulaid Litigation PX N-70 (NU007512-13) no date available.

Document from Nulaid Litigation PX N-95 (NU005709) no date available.

Document from Nulaid Litigation PX N-99 (NU007118) no date available.

Document from Nulaid Litigation PX N-107 (NU004732-33) no date available.

Document from Nulaid Litigation PX N-108 (NU005674-76) no date available.

Document from Nulaid Litigation PX N-110 (NU005731) no date available.

Document from Nulaid Litigation PX N-116 (NU005667-68) no date available.

Document from Nulaid Litigation PX N-150A (Copy of notebook cover; NU010129) no date available.

Document from Nulaid Litigation PX N-151A (NU010130, NU010139, NU010141, NU010143) no date available.

Document from Nulaid Litigation PX N-152A (NU010144-47) no date.

Document from Nulaid Litigation PX N-153A (NU010148, NU010151, NU010153, NU010160, NU010163) no date.

Document from Nulaid Litigation PX N-154 (NU006299-6300) no date.

Document from Nulaid Litigation PX N-155 (NU007065) no date.

Document from Nulaid Litigation PX N-156A (NU010188-89, NU010193) no date.

Document from Nulaid Litigation PX N-158 (NU006301-02) no date.

Document from Nulaid Litigation PX N-161 (NU007063-64) no date.

Document from Nulaid Litigation PX N-164A (NU010279, NU010285-86, NU010289-90, NU010292-93, NU010296-97, NU0101300-01) no date.

Document from Nulaid Litigation PX N-165 (NU007060) no date.

Document from Nulaid Litigation PX N-168A (NU010538, NU010549) no date.

Document from Nulaid Litigation PX N-170 (NU007059) no date.

Document from Nulaid Litigation PX N-171A (NU010249, NU010257, NU010262-63, NU-010265-67) no date.

Document from Nulaid Litigation PX N-172A (NU010269-70, NU010272-74) no date.

Document from Nulaid Litigation PX N-181A (NU010398, NU010400-02, NU0101404, NU010418) no date.

Document from Nulaid Litigation PX N-182A (NU010427-28, NU010431) no date.

Document from Nulaid Litigation PX N-183 (NU007634, NU07638-39) no date.

Document from Nulaid Litigation PX N-184A (NU010466, NU010469-70, NU010482, NU010490) no date.

Document from Nulaid Litigation PX N-185 (NU010065, NU010071, NU010074-77, NU010080) no date.

Document from Nulaid Litigation PX N-187 (NU006772, NU006775-76) no date.

Document from Nulaid Litigation PX N-189 (NU007514-28) no date.

Document from Nulaid Litigation PX N-239 (NU002518) no date.

Document from Nulaid Litigation PX N-245 (NU002356-58) no date.

Document from Nulaid Litigation PX N-277 (NU011735, NU011726, NU011734) no date.

Document from Nulaid Litigation PX N-287 (NU002932-34) no date.

Document from Nulaid Litigation PX N-298 (NU006551) no date.

Document from Nulaid Litigation PX N-311 (Handwritten list) no date.

Document from Nulaid Litigation PX N-321 (NU011892) no date.

Document from Nulaid Litigation PX N-323 (NU012011) no date.

Document from Nulaid Litigation PX N-347 (NU011857-81) no date.

Document from Nulaid Litigation PX N-375 (NU002542) no date.

Document from Nulaid Litigation PX N-465 (NU009279) no date.

Document from Nulaid Litigation PX N-466 (NU009277, NU009275-76, NU009273-74, NU009271-72, NU009267-70, NU009264-66) no date.

Document from Nulaid Litigation PX N-467 (NU009262-63, NU009258, NU009260-61, NU009255-57, NU009251-54, NU009248-50, NU009244-47, NU009241-43, NU009237-40) no date.

Document from Nulaid Litigation PX N-472 (NU011990-91) no date.

Document from Nulaid Litigation PX N-485 (NU009401-02) no date.

Document from Nulaid Litigation PX N-487 (NU009397-98) no date.

Document from Nulaid Litigation PX N-490 (NU009386-87) no date.

Document from Nulaid Litigation PX N-509 (1 page handwritten notes dated Feb. 25, 1991 through Mar. 15, 1991).

Document from Nulaid Litigation PX N-510 (NU011992-93) no date.

Document from Nulaid Litigation PX N-520 (NU012231-38) no date.

Document from Nulaid Litigation PX N-527 (9 pages typed diary) no date.

Document from Nulaid Litigation PX N-528 (NU012598-607) no date.

Document from Nulaid Litigation PX N-529 (NU012608-10) no date.	Document from Nulaid Litigation PSC-34 (NU003312-19) no date.
Document from Nulaid Litigation PX N-544 (KL000846-47) no date.	Document from Nulaid Litigation PSC-50A (11 page correspondence from Mitchell to Mello dated Aug. 13, 1992).
Document from Nulaid Litigation PX N-559 (NU012611-14) no date.	Nulaid Litigation Document Nos. NU067555-58 no date.
Document from Nulaid Litigation PX N-560 (NU012592-95) no date.	Nulaid Litigation Document Nos. NU012085-103 no date.
Document from Nulaid Litigation PX N-561 (NU012596-97) no date.	Supplemental Interrogatory Responses of Nulaid Foods, Inc., pp. 1, 2, 9, 14, 55 and Verification, <i>Nulaid Foods, Inc. v. Michael Foods, Inc. and North Carolina State University/ Michael Foods, Inc. and North Carolina State University v. Nulaid Foods, Inc.</i>
Document from Nulaid Litigation PX N-578 (NO012619-22) no date.	Deposition Excerpts of Stanley G. Andre, pp. 1, 8-16, 82-83.
Document from Nulaid Litigation PX N-580 (NU012626-28) no date.	Deposition Excerpts of Ernest Glaser, pp. 1, 8-14, 17-21, 34, 128-129, 137-138, 142-143, 206, 241-242, 314-316, 335-336, 338-345, 394-395, 416, 557, 675, 848-855, 897, 980-981, 1073, 1197-1199, 1201-1202, 1205-1208, 1211-1212, 1215, 1275-1276, 1321-1323, 1379, 1427-1430 no date.
Document from Nulaid Litigation PX N-581 (NU0126269-33) no date.	Deposition Excerpts of George Patrick McFarlin, pp. 1, 7-10, 22-32, 62-64, 146, 176-177, 186-189, 194-195, 198-199, 212, 215, 226-227, 233-235, 275, 282, 305 no date.
Document from Nulaid Litigation PX N-582 (NU012634-39) no date.	Deposition Excerpts of Mark A. Mello, pp. 1, 15-21, 59-60, 68-71, 73, 84-85, 90-91, 191, 275, 397-398, 435-438, 456, 688-690, 1044, 1052-1054, 1058-1059, 1179, 1182-1184, 1239-1240.
Document from Nulaid Litigation PX N-583 (NU012650-47) no date.	Deposition Excerpts of Jeff Ovadia, pp. 1, 22-23, 115-120, 213, 381-382, 384, 397-399.
Document from Nulaid Litigation PX N-590 (PSC-50A; 4 page correspondence from Mitchell to Mello dated Aug. 13, 1992).	Deposition Excerpts of Jose Ramirez, pp. 1, 15-28, 48, 117-130, 140-142, 187-192, 200-201, no date.
Document from Nulaid Litigation PX N-602 (NU012663-72) no date.	Deposition Excerpts of Mohammed H. Hamid-Samimi, pp. 1, 96 (Dec. 7, 1993), cover sheet of vol. One taken Nov. 29, 1994, pp. 8-11, 45-46.
Document from Nulaid Litigation PX N-617 (NU012648-53) no date.	Deposition Excerpts of Dr. Hershell R. Ball, Jr. pp. 1, 17-18, 22, 123-124, 133-134 (Jun. 23, 1994), cover page of vol. 2 taken Jun. 24, 1994, p. 314, cover page of vol. V taken Apr. 28, 1994, pp. 762-763, 767.
Document from Nulaid Litigation PX N-683 (2 page memo from Brockmeyer to File dated Oct. 9, 1989).	Deposition Excerpts of Keneth R. Swartzel, Ph.D., cover page of vol. V taken Nov. 1, 1994, pp. 17-19.
Document from Nulaid Litigation PX N-689 (NU063104A, NU063104-17) no date.	Deposition Excerpts of Jeffrey Alan Walker, pp. 1, 79, 127, 132-133, 139 no date.
Document from Nulaid Litigation PSC-9 (Copy of United States Patent No. 4,808425; 14 pages) no date.	Deposition Excerpts of Robert Amundson, cover page taken Apr. 4, 1994, pp. 56-57, 84, 87.
Document from Nulaid Litigation PSC-11 (Excerpt from article published in <i>Food Technology</i> , Aug. 1988).	Deposition Excerpts of Robert Pike, cover page taken Mar. 10, 1994, pp. 68, 89-90, 106-109, 134.
Document from Nulaid Litigation PSC-12 (Article entitled Aseptic eggs are 'terrific time saver') no date.	Essary et al "New Uses of Heated Aseptically Packaged Fluid Egg Products" 1983.
Document from Nulaid Litigation PSC-19 (7 pages hand-write notes) no date.	Chester Jensen Plate Heat Exchanger brochure. 2-M, Feb. 1963.
Document from Nulaid Litigation PSC-20 (3 pages hand-written notes) no date.	"NCSA Researchers Crack the Secret of Long Shelf-Life for Eggs", <i>The News and Observer</i> (Raleigh, N.C. newspaper) Sep. 3, 1985.
Document from Nulaid Litigation PSC-21 (2 pages correspondence from Ford to McFarlin dated Feb. 7, 1986).	"Non-Stop Liquid Egg Process Said to Destroy Salmonella" <i>Food in Canada</i> (magazine) Aug. 1964.
Document from Nulaid Litigation PSC-22 (1 page correspondence from McFarlin to Ford dated Feb. 27, 1986).	Mollet-Madsen, Pasteurization of Egg Products. <i>Sundhedsplejen</i> Dec. 1958, pp. 102-105 original and translated versions.
Document from Nulaid Litigation PSC-23 (1 page correspondence from Ford to McFarlin dated Mar. 11, 1986).	Winter et al. "Pasteurization of Liquid Egg Products I. Bacteria Production in Liquid Whole Egg and Improvement in Keeping Quality". <i>Food Research</i> 11, 1946; pp. 229-245.
Document from Nulaid Litigation PSC-24 (1 page correspondence from McFarlin to W. J. Scholle dated May 2, 1986).	Payawal et al. Pasteurization of Liquid Egg Products. II. Effect of Heat Treatments on Appearance and Viscosity. <i>Food Research</i> , 11; 1946. pp. 246-250.
Document from Nulaid Litigation PSC-25 (3 page correspondence from McFarlin to Ovadia dated May 9, 1986).	
Document from Nulaid Litigation PSC-26 (1 page correspondence from McFarlin to W. J. Scholle dated Jun. 11, 1986).	
Document from Nulaid Litigation PSC-29 (2 page correspondence from McFarlin to Mello dated Jul. 17, 1986).	
Document from Nulaid Litigation PSC-30 (1 page correspondence from McFarlin to Ball dated Aug. 7, 1986).	
Document from Nulaid Litigation PSC-31 (2 pages correspondence from McFarlin to Ovadia dated Nov. 7, 1986).	
Document from Nulaid Litigation PSC-32 (1 page correspondence from McFarlin to Ball dated Feb. 10, 1987).	
Document from Nulaid Litigation PSC-33 (1 page hand-write notes) no date.	

- Abstract concerning Poultry Science Association Annual Meeting, Jul. 29–Aug. 2, 1985, Iowa State University, Ames, IA.
- Mohammad-Hossein Hamid-Samimi, Thesis: Criteria Development for Extended Shelf-Life Pasteurized Liquid Whole Egg (1984).
- Veerkamp et al. *Food Science Technology*, vol. 7, No. 5, 1974, pp. 306–310.
- Webster's II New Riverside University Dictionary, 1984, pp. 286 and 1032.
- Samimi et al. 1984. "Pasteurization Design Criteria for Production of Extended Shelf-Life Refrigerated Liquid Whole Egg". *J. Food Proc. and Pres.* 8:219–224.
- Essary et al. 1983. "New Uses of Heated-Aseptically Packaged Liquid Egg Products." pp. 1–20.
- J. Marriott. "Where and How to Use Plate Heat Exchangers." *Chemical Engineering*, Apr. 5, 1971, pp. 127–134.
- Hanson et al. 1946. "Pasteurization of Liquid Egg Products v. the Effect on Performance in Custards and Sponge Cakes." Journal Paper No. J-1446 of the Iowa Agriculture Experiment Station, Ames, Iowa, Project No. 811 pp. 277–283.
- Murdock et al. 1960. "The Pasteurization of Liquid Whole Egg." *Mon. Bull. Minist. Hlth. Lab. Serv.* vol. 19, pp. 134–152.
- Stadelman et al. 1977. 2<sup>nd</sup> Ed. *Science and Technology*. AVI Publishing Co., Westport, CT, pp. 161–186.
- Raju et al. "Consider the Plate Heat Exchanger". *Chemical Engineering*, Aug. 11, 1980, pp. 133–144.
- U.S.D.A. 1969. *Egg Pasteurization Manual*.
- Egg Pasteurization Manual ARS74-48*, Feb. 1969, U.S. Department of Agriculture, Agriculture Research Service.
- Poultry Sci.*, vol. 61 (1982), pp. 1461–1462 (abstract).
- W. K. Stone and P. R. Rony, *Aseptic Processing of Liquid Eggs Pasteurized in a Teflon Heat Exchanger* (1983), and Letter from W. K. Stone, dated Apr. 20, 1983.
- E. O. Essary, P. R. Rony and W. F. Collins, *New Uses of Heated Aseptically Packaged Fluid Egg Products*.
- Laura C. Jacobs, *Aseptic Packaging Promises New Role for Pasteurized Liquid Eggs*.
- M. H. Hamid-Samimi and K. R. Swartzel, *Journal of Food Processing and Preservation* 8, 219 (1984).
- Kenneth R. Swartzel, *Journal of Agricultural and Food Chemistry*, 34 396 (May/June, 1986).
- Abstract concerning Poultry Science Association Annual Meeting, Jul. 29–Aug. 2, 1985, Iowa State University, Ames.

1  
**REEXAMINATION CERTIFICATE**  
**ISSUED UNDER 35 U.S.C. 307**

THE PATENT IS HEREBY AMENDED AS  
 INDICATED BELOW.

Matter enclosed in heavy brackets [ ] appeared in the patent, but has been deleted and is no longer a part of the patent; matter printed in italics indicates additions made to the patent.

AS A RESULT OF REEXAMINATION, IT HAS BEEN DETERMINED THAT:

Claim 3 is cancelled.

Claims 1, 4, 5, 9, 10, 15, 18 and 24-26 are determined to be patentable as amended.

Claims 2, 6-8, 11-14, 16, 17 and 19-23, dependent on an amended claim, are determined to be patentable.

1. A method of ultrapasteurizing a liquid whole egg product, comprising passing the liquid whole egg product as a continuous stream through a pasteurizing apparatus, during which the liquid whole egg product is heated to a predetermined real temperature, by contacting said liquid whole egg product to a heated surface wherein the total thermal treatment received by the liquid whole egg product is described by an equivalent temperature and an equivalent time defining a point above the 5% SPL (BATCH) line of FIG. 3, but insufficient to cause coagulation of the liquid whole egg product *followed by the step of aseptically packaging the liquid whole egg product to a packaged liquid whole egg product having an extended refrigerated shelf life.*

4. A method of ultrapasteurizing a liquid whole egg product, comprising passing the liquid whole egg product as a continuous stream through a pasteurizing apparatus, during which the liquid whole egg product is

(a) heating to a predetermined holding temperature by contacting said liquid whole egg product to a heated surface, then

(b) maintained at said predetermined holding temperature for a predetermined holding time, and then

(c) cooled, wherein the total thermal treatment received by the liquid whole egg product is defined by an equivalent temperature and an equivalent time defining a point above the 5% SPL (BATCH) line of FIG. 3, but insufficient to cause coagulation of the liquid whole egg product; *and*

(d) *aseptically packaging the liquid whole egg product to provide a packaged liquid whole egg product having an extended refrigerated shelf life.*

5. A method of ultrapasteurizing a liquid whole egg product, comprising passing the liquid whole egg product as a continuous stream through a pasteurizing apparatus, during which the liquid whole egg product is heated to a predetermined real temperature of at least 63.7° C. by contacting said liquid whole egg product to a heated surface while at least periodically subjecting said continuous stream of liquid whole egg product to turbulence, wherein the total thermal treatment received by the liquid whole egg product is described by an equivalent time and an equivalent temperature defining a point above the 5% SPL (BATCH) line of FIG. 3, but insufficient to cause said liquid whole egg product to coagulate *followed by the step of aseptically*

2

*packaging the liquid whole egg product to provide a packaged liquid whole egg product having an extended refrigerated shelf life.*

9. A method of ultrapasteurizing a liquid whole egg product, comprising passing the liquid whole egg product as a continuous stream through a pasteurizing apparatus, during which the liquid whole egg product is

(a) heated to a predetermined holding temperature by contacting said liquid whole egg product to a heated surface while at least periodically subjecting said continuous stream of liquid whole egg product to turbulence, then

(b) maintained at said predetermined holding temperature for a predetermined holding time, and then

(c) cooled, wherein the total thermal treatment received by the liquid whole egg product is defined by an equivalent time and an equivalent temperature above the 5% SPL (BATCH) line of FIG. 3, but insufficient to cause said liquid whole egg product to coagulate; *and*

(d) *aseptically packaging the liquid whole egg product to provide a packaged liquid whole egg product having an extended refrigerated shelf life.*

10. A method of ultrapasteurizing a liquid whole egg product, comprising passing the liquid whole egg product as a continuous stream through a pasteurizing apparatus, during which the liquid whole egg product is

(a) heated to a predetermined holding temperature, then

(b) maintained at said predetermined holding temperature for a predetermined holding time, then

(c) homogenized *at said predetermined holding temperature*, and then

(d) cooled, wherein the total thermal treatment received by the liquid whole egg product is defined by an equivalent temperature and an equivalent time defining a point above the (9D) Salmonella line of FIG. 3, but insufficient to cause coagulation of the liquid whole egg product, and where the liquid whole egg product which is homogenized consists essentially of the liquid whole egg product which is heated.

15. A method of making a packaged liquid whole egg product characterized by a preselected refrigerated shelf life of about four weeks to about 36 weeks, comprising passing the liquid whole egg product as a continuous stream through a pasteurizing apparatus, during which the liquid whole egg product is heated by contacting said liquid whole egg product to a heated surface for a predetermined time and to a predetermined temperature of at least 63.7° C. while at least periodically subjecting said continuous stream of liquid whole egg product to turbulence, wherein the liquid whole egg product is heated for a predetermined time and to a predetermined temperature insufficient to cause more than a 5% soluble protein loss from said product, *wherein the total thermal treatment received by the liquid whole egg product is described by an equivalent temperature and an equivalent time defining a point above the 5% SPL (BATCH) line of FIG. 3 and wherein said predetermined temperature and said predetermined time are chosen to impart said preselected shelf life to said liquid whole egg product, followed by aseptically packaging the liquid whole egg product.*

18. A method of making a packaged liquid whole egg product characterized by a preselected refrigerated shelf life of about four weeks to about 36 weeks, comprising passing the liquid whole egg product as a continuous stream through a pasteurizing apparatus, during which the liquid whole egg product is

(a) heated by contacting said liquid whole egg product to a heated surface for a time sufficient to raise said liquid

3

whole egg product to a predetermined holding temperature of at least 63.7° C. while at least periodically subjecting said continuous stream of liquid whole egg product to turbulence, then

- (b) maintained at said predetermined holding temperature for a predetermined holding time, wherein said holding temperature and holding time are selected to cause a soluble protein loss of not more than 5% from said product, wherein the total thermal treatment received by the liquid whole egg product is described by an equivalent temperature and an equivalent time defining a point above the 5% SPL (BATCH) line of FIG. 3 and wherein said holding temperature and holding time are selected to impart said preselected shelf life to said liquid whole egg product, and then
- (c) cooled, followed by
- (d) aseptically packaging the liquid whole egg product.

24. A method of ultrapasteurizing a liquid whole egg product, comprising passing the liquid whole egg product as a continuous stream through a pasteurizing apparatus, during which the liquid whole egg product is

- (a) heated to a predetermined holding temperature, then
- (b) maintained at said predetermined holding temperature for a predetermined holding time, and then
- (c) cooled, wherein the total thermal treatment received by the liquid whole egg product is defined by an equivalent temperature and an equivalent time defining a point above the 15% SPL (BATCH) line of FIG. 3, but insufficient to cause coagulation of the liquid whole egg product; and
- (d) aseptically packaging the liquid whole egg product to provide a packaged liquid whole egg product having an extended refrigerated shelf life.

4

25. A method of ultrapasteurizing a liquid whole egg product, comprising passing the liquid whole egg product as a continuous stream through a pasteurizing apparatus, during which the liquid whole egg product is heated to a predetermined real temperature by contacting said liquid whole egg product to a heated surface, wherein the total thermal treatment received by the liquid whole egg product is described by an equivalent temperature and an equivalent time defining a point above the 5% SPL (BATCH) line of FIG. 3, but insufficient to cause coagulation of the liquid whole egg product, and wherein the total thermal treatment received by the product is insufficient to cause more than a 5% soluble protein loss from the product followed by the step of aseptically packaging the liquid whole egg product to provide a packaged liquid whole egg product having an extended refrigerated shelf life.

26. A method of ultrapasteurizing a liquid whole egg product, comprising passing the liquid whole egg product as a continuous stream through a pasteurizing apparatus, during which the liquid whole egg product is heated to a predetermined real temperature, wherein the total thermal treatment received by the liquid whole egg product is described by an equivalent temperature and an equivalent time defining a point above the 15% SPL (BATCH) line of FIG. 3, but insufficient to cause coagulation of the liquid whole egg product, and wherein the total thermal treatment received by the product is insufficient to cause more than a 5% soluble protein loss from the product followed by the step of aseptically packaging the liquid whole egg product to provide a packaged liquid whole egg product having an extended refrigerated shelf life.

\* \* \* \* \*





US00RE37225E

(19) **United States**  
(12) **Reissued Patent**  
Swartzel et al.

(10) Patent Number: **US RE37,225 E**  
(45) Date of Reissued Patent: **Jun. 12, 2001**

(54) **METHOD FOR THE  
ULTRAPASTEURIZATION OF LIQUID  
WHOLE EGG PRODUCTS**

1543512 4/1979 (GB)

**OTHER PUBLICATIONS**

(75) Inventors: **Kenneth R. Swartzel, Raleigh;**  
**Hershell R. Ball, Jr., New Hill, both of**  
**NC (US); Mohammad-Hossein**  
**Hamid-Samimi, Eden Prairie, MN (US)**

Bonduelle, M., "A New Technique in the Preservation of Egg Products," 1978, pp. 1-10.

Essary, "New Uses of Heated Aseptically Packaged Fluid Egg Products."

Stone et al., "Aseptic Processing of Liquid Eggs Pasteurized In A Teflon Heat Exchanger," (1983) and Letter from W. K. Stone dated Apr. 20, 1983.

PSA Abstract.

Declaration of Essary.

Declaration of Stone.

Egg Pasteurization Manual ARS74-48, Mar. 1969, U.S.

Department of Agriculture, Agriculture Research Service.\*

7 CFR Part 59 (1985).\*

*Poultry Sci.* 61, 1461-1462 (1982) (Abstract).\*

E. O. Essary, P. R. Rony and W. F. Collins, New Uses of Heated Aseptically Packaged Fluid Egg Products.\*

Laura C. Jacobs, Aseptic Packaging Promises New Role for Pasteurized Liquid Eggs.\*

M. H. Hamid-Samimi and K. R. Swartzel, *J. of Food Proc. and Pres.* 8, 219 (1984).\*

Kenneth R. Swartzel, *J. of Agri. and Food Chem.*, 34 396 (May/Jun. 1986).\*

Abstract concerning Poultry Science Association Annual Meeting, Jul. 29-Aug. 2, 1985, Iowa State University, Ames.\*

Mohammad-Hossein Hamid-Samimi, Thesis: Criteria Development for Extended Shelf-Life Pasteurized Liquid Whole Egg (1984).\*

\* cited by examiner

*Primary Examiner*—Anthony J. Weier

(74) *Attorney, Agent, or Firm*—Myers Bigel Sibley & Sajovec, P.A.

(73) Assignee: **North Carolina State University,**  
**Raleigh, NC (US)**

(21) Appl. No.: **08/061,985**

(22) Filed: **May 14, 1993**

**Related U.S. Patent Documents**

Reissue of:

(64) Patent No.: **5,019,408**  
Issued: **May 28, 1991**  
Appl. No.: **07/628,716**  
Filed: **Dec. 17, 1990**

U.S. Applications:

(

(63) Continuation of application No. 07/880,899, filed on May 8, 1992, now abandoned, which is a continuation of application No. 07/535,718, filed on Jun. 11, 1990, now Pat. No. 4,994,291, which is a continuation of application No. 07/311,594, filed on Feb. 16, 1989, now Pat. No. 4,957,759, which is a continuation of application No. 06/904,744, filed on Sep. 8, 1986, now Pat. No. 4,808,425.

(51) Int. Cl.<sup>7</sup> ..... **A23L 1/32; A23L 3/16;**  
**A23B 5/005**

(52) U.S. Cl. .... **426/399; 426/521; 426/614**

(58) Field of Search ..... **426/399, 521,**  
**426/520, 614, 106**

(56) **References Cited**

**U.S. PATENT DOCUMENTS**

2,565,311 • 8/1951 Koonz et al. .... 426/521  
3,113,872 12/1963 Jones et al. .  
3,404,008 • 10/1968 Ballas et al. .... 426/521  
3,409,446 • 11/1968 Van Olphen .  
3,579,631 • 5/1971 Stewart et al. .... 424/86  
3,717,474 2/1973 Fioriti .  
4,333,959 6/1982 Bracco .  
4,524,083 • 6/1985 Liot .  
4,675,202 • 6/1987 Wenger et al. .... 426/614

**FOREIGN PATENT DOCUMENTS**

1271154 7/1961 (FR) .  
364129 6/1930 (GB) .  
390131 6/1930 (GB) .

(57) **ABSTRACT**

Methods of ultrapasteurizing liquid whole egg products in continuous flow, high temperature, short time pasteurization equipment are provided. The equivalent point method is preferably used to evaluate the total thermal treatment received by the product in this equipment. Also disclosed is a method of making liquid whole egg products having preselected, extended, refrigerated shelf lives.

The questions raised in reexamination request No. 90/003, 682, filed Jan. 5, 1995, have been considered and the results thereof are reflected in this reissue patent which constitutes the reexamination certificate required by 35 U.S.C. 307 as provided in 37 CFR 1.570(e).

**26 Claims, 4 Drawing Sheets**

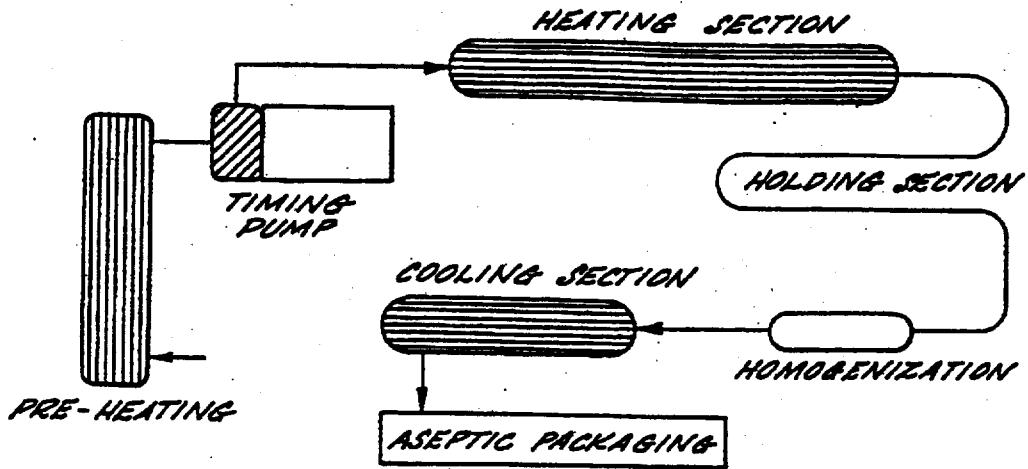


FIG. 1.

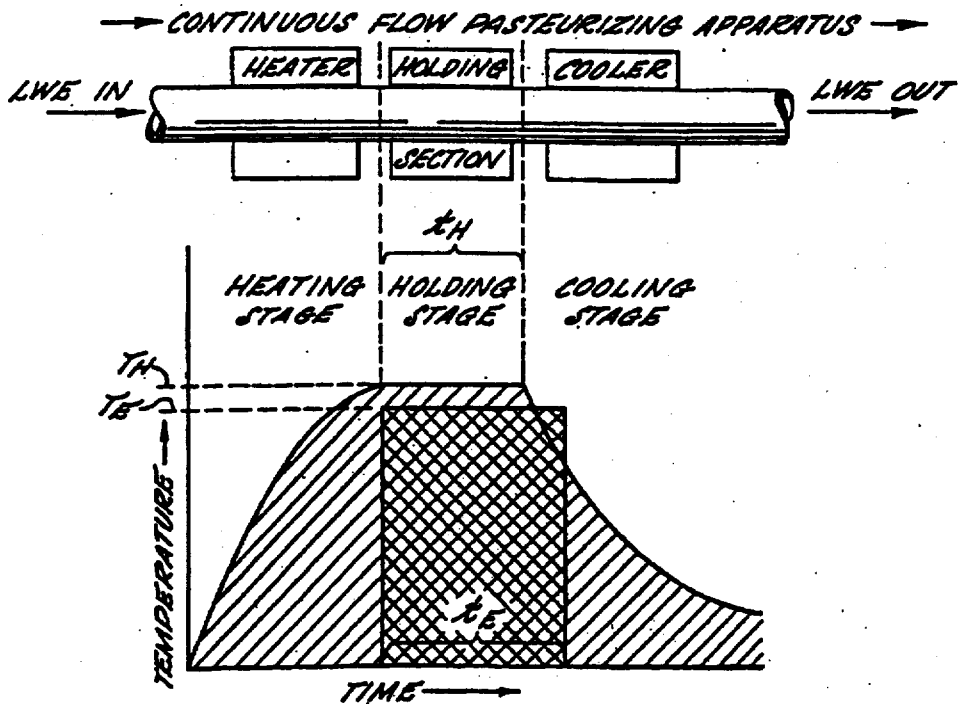


FIG. 2.

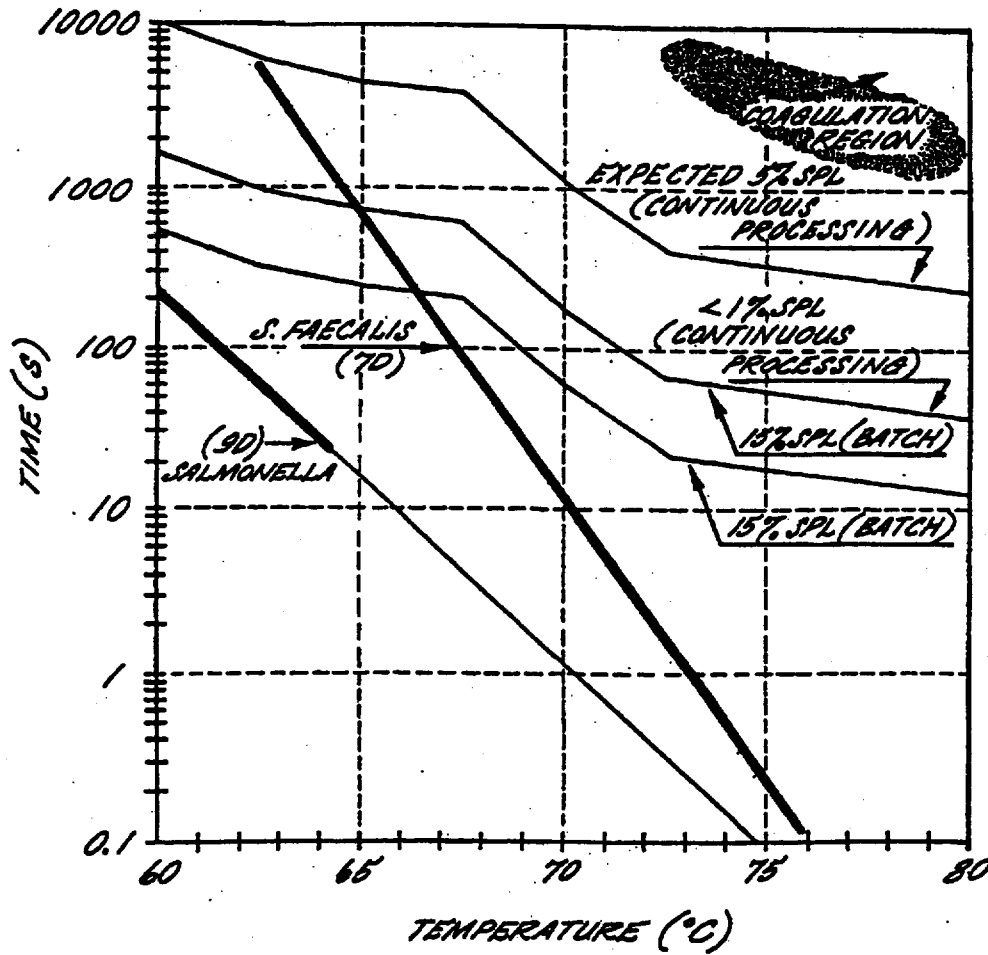


FIG. 3.

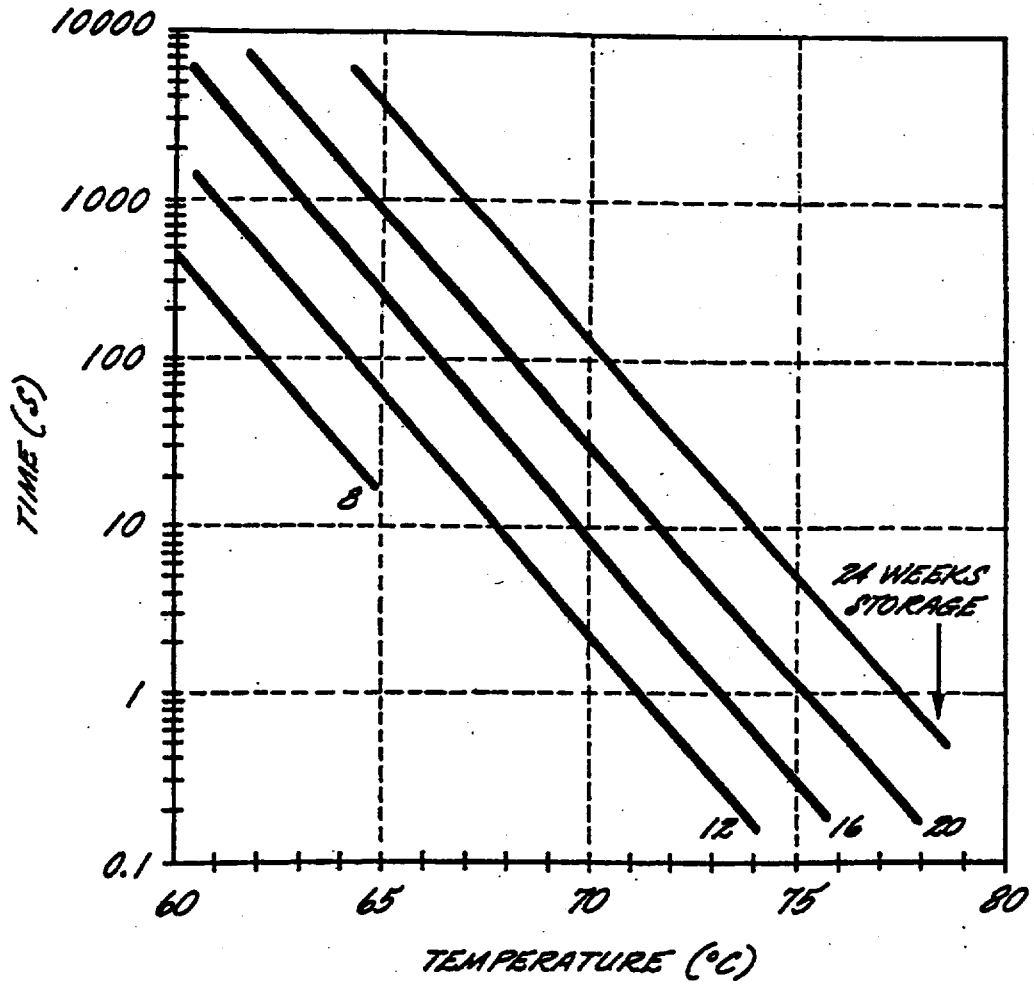


FIG. 4.

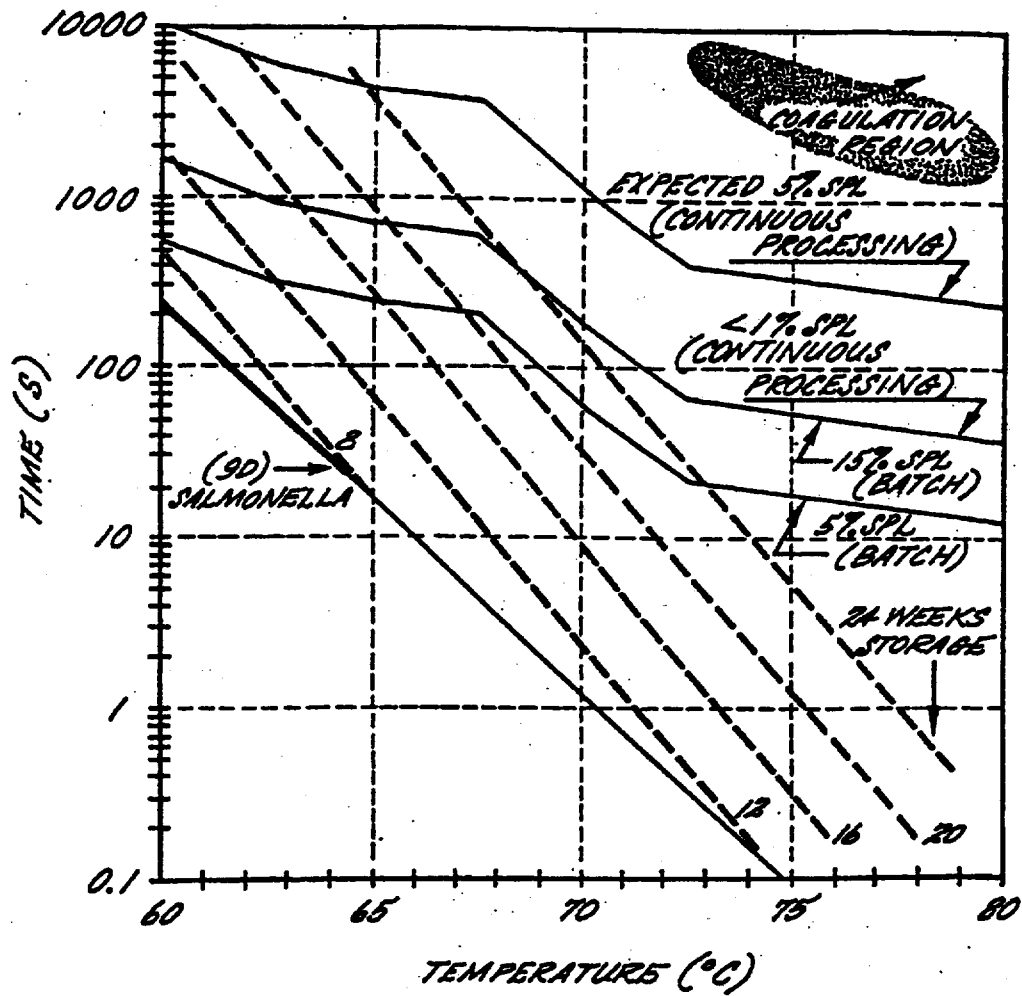


FIG. 5.

## METHOD FOR THE ULTRAPASTEURIZATION OF LIQUID WHOLE EGG PRODUCTS

Matter enclosed in heavy brackets [ ] appears in the original patent but forms no part of this reissue specification; matter printed in italics indicates the additions made by reissue.

*This application is a continuation of prior reissue application Ser. No. 07/880,899, filed May 8, 1992, now abandoned the disclosure of which is incorporated by reference herein in its entirety. [This] application Ser. No. 07/880,899 is a reissue application of U.S. application Ser. No. 07/628,716 filed Dec. 17, 1990 and now U.S. Pat. No. 5,019,408 which is a continuation of pending prior U.S. application Ser. No. 07/535,718, filed Jun. 11, 1990 now U.S. Pat. No. 4,994,291, which is a continuation of prior U.S. application Ser. No. 07/311,594, filed Feb. 16, 1989, now U.S. Pat. No. 4,957,759, which is a continuation of prior U.S. application Ser. No. 06/904,744, filed Sept. 8, 1986, now U.S. Pat. No. 4,808,425, issued Feb. 28, 1989.*

### DESCRIPTION OF THE INVENTION

The present invention relates to the pasteurization of liquid whole egg products generally, and particularly relates to ultrapasteurization methods which can be used to produce liquid whole egg products which have good functional properties and which have extended refrigerated shelf lives.

### BACKGROUND OF THE INVENTION

The U.S. egg industry produced more than 300 million pounds of frozen pasteurized egg products in 1985. The relatively mild pasteurization processes used are designed to eliminate Salmonella from eggs for all practical purposes, but do not destroy organisms capable of spoiling egg products held under refrigerated temperatures above freezing. The survival of spoilage organisms in pasteurized egg, coupled with conventional packaging technology, results in products with limited shelf life (7-14 days at 40° F.) that require freezing and frozen distribution systems for preservation. Freezing is cost intensive, lowers the functional quality (flavor, performance, etc.) of the egg product, and results in an inconvenient product that requires thawing prior to use.

Standard pasteurization practices for liquid whole egg products are generally discussed in the Egg Pasteurization Manual (USDA Agricultural Research Service 1969). See also U.S. Pat. No. 3,949,099 to Kaufman, at column 1, lines 46-58 (summarizing pasteurization processes). The Egg Pasteurization Manual notes that experiments conducted in England to establish treatment conditions used there, which were carried out in a high temperature, short time pasteurization unit, included trials with holding times of two and one-half minutes and temperatures up to 151 degrees Fahrenheit (66.1 degrees Centigrade). The functional quality of these eggs is not discussed; however, it is noted that England adopted a lower temperature of 148 degrees Fahrenheit as a treatment condition. The Manual observes that such "severe" treatments help increase the stability of egg products in liquid form, but does not teach how this can be accomplished without sacrificing desirable functional properties of the products. For other types of egg products which are more heat stable, pasteurization temperatures as high as 152 degrees Fahrenheit (66.67 degrees Centigrade) have been reported. Again, little is known about how to ultrapasteurize (decrease the number of spoilage microorganisms to

levels lower than obtained with a pasteurization procedure) these products by heating without sacrificing functional performance.

Higher temperatures than those investigated in England have been explored. See e.g., Essary, E. O., Rony, P. R., and Collins, W. F., New uses of heated aseptically packaged fluid egg products. Report to the American Egg Board (1983). This work suggested that merging techniques of ultrapasteurization with aseptic packaging can be accomplished to yield safe, stable, and functional liquid whole egg. This research suggested and used a heat exchanger operated in laminar flow to process whole egg at elevated temperatures, and used an ethylene oxide-flushed glove box to aseptically package the product (neither device approved for the commercial production of a salable product). Holding temperatures of up to 154 degrees Fahrenheit (67.8 degrees Centigrade) were reported. The results of this pioneering work demonstrated the possibility of extending the refrigerated shelf life of liquid whole egg products, but did not enable the commercial production of a refrigerated product which could be sold to consumers.

To carry out ultrapasteurization of liquid whole egg products on commercial equipment, the time and temperature parameters of the thermal treatment must be selected with care. Arbitrary increases in thermal treatment will likely produce a functionally unacceptable product, or—even worse—coagulation of the product and blockage of the pasteurizing equipment. Because such pasteurizing equipment operates at high pressures (e.g., 1,500 p.s.i. and more) the consequences of blockage are serious. For these reasons, it is essential to know how liquid whole egg products respond to various thermal treatments before experimenting with the production of these products on commercial equipment.

Because this essential information was not available, Hamid-Samimi investigated the time and temperature parameters which should be used in commercial equipment to obtain a functionally acceptable, ultrapasteurized, liquid whole egg product M. H. Hamid-Samimi, Criteria Development for Extended Shelf-Life Pasteurized Liquid Whole Egg. Ph.D. Thesis, North Carolina State University (1984). This research was carried out at the laboratory bench, with a Brookfield viscometer, which processed the product in small batches rather than continuously. Processing times and temperatures defining thermal treatments producing a soluble protein loss (SPL) of up to 5% from the product, as an upper limit, were suggested as producing a functionally acceptable product. The suggested 5% SPL limit was defined by a graph line in the thesis: this line is reproduced herein in FIG. 3 as the 5% SPL (Batch) line. Time and temperature values tested by other investigators which were believed to be the limits of pasteurization are summarized in M. H. Hamid-Samimi and K. R. Swartzel, J. Food Processing and Preservation 8: 219, 221 FIG. 1 (1984). All are below the 5% SPL (Batch) line.

The present inventors sought to test the predictions of Hamid-Samimi by ultrapasteurizing liquid whole egg on continuous flow, high temperature, short time pasteurization equipment. It was unexpectedly found that functionally acceptable liquid whole egg can be produced at times and temperatures greater than previously believed. These findings, which will be explained in detail below, enable the commercial production of functionally acceptable products with longer refrigerated shelf lives than heretofore available. As will also be explained below, discovery of these unexpected results has led to the identification of several steps which should be taken to produce ultrapasteurized liquid whole egg products that have superior functional properties.

The object of the present invention, in short, is to provide liquid whole egg products for refrigerated distribution which have greatly reduced levels of spoilage microorganisms, while still having good functional properties.

#### SUMMARY OF THE INVENTION

This object is achieved by a method of ultrapasteurizing liquid whole egg products. The method comprises passing the liquid whole egg product as a continuous stream through a pasteurizing apparatus, during which the liquid whole egg product is heated to a predetermined real temperature. The method is practiced so that the total thermal treatment received by the liquid whole egg product is described by an equivalent temperature and an equivalent time (these terms are explained in detail below) defining a point above the 5% SPL (Batch) line of FIG. 3, but insufficient to cause coagulation of the product.

Also disclosed herein is a method of making a package liquid whole egg product characterized by a preselected refrigerated shelf life of from about four weeks to about 36 weeks. This method comprises passing the liquid whole egg product as a continuous stream through a pasteurizing apparatus, during which the liquid whole egg product is heated for a predetermined time and to a predetermined temperature. The predetermined time and the predetermined temperature are chosen to impart the preselected shelf life to the liquid whole egg product. After it is heated, the liquid whole egg product is aseptically packaged.

Preferably, the continuous stream of liquid whole egg product referred to in each of the methods above is at least periodically subjected to turbulence while it is heated. The liquid whole egg products are also, preferably, homogenized after they have been heated. In addition, the methods described above are more narrowly described as methods in which the liquid whole egg product is heated to a predetermined holding temperature, then maintained at said predetermined holding temperature for a predetermined holding time, and then cooled.

#### BRIEF DESCRIPTION OF THE DRAWINGS

FIG. 1 is a schematic diagram of a continuous flow pasteurizing apparatus suitable for carrying out the present invention.

FIG. 2 is a diagram illustrating the differences and relations between real holding times and holding temperatures, and equivalent times and equivalent temperatures for describing total thermal treatments, in continuous flow pasteurizing equipment.

FIG. 3 is a graph showing time and temperature regions for the ultrapasteurization of liquid whole egg products.

FIG. 4 is a graph showing equivalent times and equivalent temperatures that give particular refrigerated shelf lives for liquid whole egg.

FIG. 5 is a combination graph in which FIGS. 3 and 4 are superimposed, with the *S. faecalis* line removed

#### DETAILED DESCRIPTION OF THE INVENTION

Thermal treatments simultaneously produce beneficial and undesirable changes in food products. Knowledge of kinetic methods, and how they can be applied to the mechanics of designing a thermal process, aids in attaining food quality retention and process efficiency. Determining the time and temperature requirement for a thermal process depends upon destruction of spoilage and disease causing

microbial spores while minimizing undesirable physical, chemical and biological transformations that occur within the product.

As schematically shown in FIG. 1, with arrowheads indicating direction of flow, continuous flow thermal processing equipment comprises heating, holding, and cooling sections. The thermal treatment received by the product in the heating and cooling stage, (illustrated in FIG. 2), is oftentimes not considered instead, only the holding time ( $t_H$ ) and holding temperature ( $T_H$ ) are considered. However, when products are pasteurized in such equipment at higher temperatures and shorter times, as is taught herein, the contribution of the heating stage, and perhaps the cooling stage, to the total thermal treatment of the product becomes significant, and must be accounted for if a product with good functional qualities is to be obtained and coagulation during pasteurization is to be avoided. It is accordingly recommended that the equivalent point method for evaluating thermal treatments be applied in practicing the present invention. As explained in detail below, this method describes the total thermal treatment received by a product in continuous flow equipment with one equivalent time ( $t_E$ ) and one equivalent temperature ( $T_E$ ) (see FIG. 2).

Procedures for use of the equivalent point method for analyzing the thermal effects on products during continuous flow heating have been previously outlined (Swartzel, 1982, J. Food Sci. 47:1886 and Swartzel, 1986, J. Agric. Food Chem 34:397) and are known to those skilled in the art. This method differs substantially from previous methods in that all other methods define the thermal treatment based upon a single factor such as enzyme inactivation, microbial destruction, protein denaturation, nutrient loss, etc. The problem with these other methods in that a physical and/or chemical effect (flavor, color, product separation and gelation during storage if thermally related) may actually be the shelf life limiting factor.

The unique feature of the equivalent point method lies in the fact that, for any thermal curve, one equivalent time and equivalent temperature combination exists (see FIG. 2). This equivalent time and temperature combination will yield the exact thermal effect on all constituents within the product as would the original thermal curve. This unique time and temperature combination is not dependent on individual constituent kinetics, as are all previous thermal evaluation procedures (it is independent of constituent activation energy).

To determine the equivalent point of a thermal system, a complete thermal history of the treatment must be available. This is obtained by measuring mixed mean product temperatures at various locations (entrance to the heat exchanger, exit of the heat exchanger and at least two locations inside the heat exchanger). Time is calculated by correlating means residence time with location of the temperature probe. With heat exchangers into which it is difficult or impractical to insert thermal probes, time-temperature curves are calculated based on knowledge of the product's physical characteristics and on the geometry of the processing equipment.

With available time-temperature curves and a basic knowledge of kinetic relationships, equivalent points can routinely be calculated. The log of a product constituent concentration ratio (initial concentration divided by concentration after treatment) is set equivalent to the integration of that constituent's Arrhenius equation (or any other appropriate function describing the temperature dependency of the rate of the reaction associated with the constituent change)

for the particular time-temperature interval (thermal history previously defined) For a given activation energy each section of a thermal treatment (heating, holding, and cooling) will produce a unique thermal constituent concentration ratio For the difference sections the effect may be summed For the original activation energy selected, a linear infinite log (time)-temperature relationship exists. Any and all of these infinite time and temperature combinations would produce the same thermal effect on a constituent (with the same activation energy) as during the original thermal treatment. By reexamining the original thermal curves with different activation energies a series of infinite linear log (time)-temperature relationships are developed (one line in a log (time)-temperature plot per activation energy). Uniquely all lines intersect at one point. This unique time-temperature is the equivalent point for the original thermal curve. It accounts for all thermal treatment and is used to accurately predict constituent change, or product characteristic.

FIG. 3 sets forth thermal treatments which should be used to ultrapasteurize liquid whole egg products. Thermal treatments defined by points above the 5% SPL (Batch) line have not heretofore been suggested. For practicing the present invention in continuous flow processing equipment, the thermal treatment is described by a point on FIG. 3 defining an equivalent time and an equivalent temperature, as explained above. The thermal treatment should be more than sufficient to pasteurize the liquid whole egg product "Pasteurize" means to cause a nine log cycle (9D) or 99.9999999% reduction in Salmonella in the product being treated. The thermal treatment should be insufficient to cause the liquid whole egg product to coagulate. The thermal treatment should more particularly cause not more than a 15% soluble protein loss (SPL) in the liquid whole egg product being treated, and will preferably cause not more than 5% soluble protein loss in the product being treated. The expected 5% SPL (continuous processing) line on FIG. 3 indicated approximately the upper limit on thermal treatments which can be tolerated without sustaining more than a 5% soluble protein loss (the exact location of this line for any one process will depend on the physical factors discussed below). More preferably, the thermal treatment will be designed to produce not more than about a 1% soluble protein loss from the product. As shown in FIG. 3, equivalent times and equivalent temperatures defining points along the line previously believed to represent the line at which a 15% soluble protein loss would be obtained (the 15% SPL (Batch) line), are now known to represent thermal treatments which produce ultrapasteurized products having less than a 1% soluble protein loss under continuous flow.

The line defining thermal treatments causing a seven log cycle reduction in the spoilage bacteria *Streptococcus faecalis* is labeled in FIG. 3 as the *S. faecalis* (7D) line. The *S. faecalis* line has a steeper slope than the several SPL lines. This illustrates that thermal treatments employing higher temperatures and shorter times are preferred for practicing the present invention. Thus, holding soluble protein loss constant (so that treatment time must be decreased as treatment temperature is increased), thermal treatments in which the product is subjected to treatment temperatures of about 67.0 degrees Centigrade or more are preferred to thermal treatments in which the product is subjected to treatment temperatures of 65° C.; treatment temperatures of about 69.0° C. or more are preferred to treatment temperatures of 67° C.; treatment temperatures of about 71.0° C. or more are preferred to treatment temperatures of 69° C.; treatment temperatures of about 73.0° C. or more are pre-

ferred to 71° C.; and so on. The foregoing statement is true whether the real temperatures (or holding temperatures) of the processes are being compared, or equivalent temperatures are being compared (thus the term "treatment temperature" is used to encompass both).

Treatment temperatures are primarily limited by the ability to accurately time the duration of the thermal treatment: as temperature is increased the treatment time must be decreased, and shorter treatment times are more difficult to administer with precision. Generally, equivalent temperatures not more than about 90° C. are preferred, and equivalent temperatures not more than about 80° C. are more preferred.

Desirable thermal treatments for practicing the present invention can also be described with reference to the *S. faecalis* lines. Preferably, the thermal treatment will define a point above the *S. faecalis* (7D) line, and more preferably the thermal treatment will define a point above the *S. faecalis* (9D) line. While this latter line is not plotted in FIG. 3, it can be plotted in accordance with the equations given below.

Equations for lines in the figures are as follows, where t=time in seconds, T=temperature in degrees Centigrade, and n=number of decimal reductions. *Salmonella* line:  $\log(t) = 15.96 - 0.227(T)$ . *S. faecalis* lines:  $\log(t) = 24.62 + \log(n) - 0.346(T)$ . % SPL lines:  $\log(t) = 10 \log(\% \text{ SPL}) - b$ , where a and b are given in Table 1 below:

TABLE 1

T range ° C.	a (for Batch lines)	b	a (Expected) (for continuous flow lines)
60-62.5	7.494	0.091	8.761
62.5-67.5	4.103	0.037	5.370
67.5-72.5	14.68	0.194	15.942
72.5 and above	3.014	0.033	4.281

These equations can be used to extend the teaching of the figures beyond their depicted scope.

The liquid whole egg product is preferably heated by contacting the product to a heated surface. The heated surface is comprised of a corrosion-resistant, nontoxic and nonabsorbent material such as stainless steel. Standards for evaluating the acceptability of such product contact surfaces (the 3-A Sanitary Standards) are known and established. See, e.g. Egg Pasteurization Manual, supra, at 27.

To obtain a product with reduced amounts of spoilage microorganisms, the pasteurizing apparatus should be sterilized before the liquid whole egg product is passed there-through. Sterilizing is preferably accomplished by passing hot water under pressure through the pasteurizing apparatus, as is known in the art, so that, among other things, hot water is contacted to the heating surface at a temperature and pressure and for a time sufficient to sterilize the heating surface.

In addition, the product, after ultrapasteurization, should be aseptically packaged. Aseptically packaged means packaged to the exclusion of microorganisms other than those carried by the liquid whole egg product. Equipment suitable for aseptically packaging liquid whole egg products is commercially available.

FIG. 4 illustrates the refrigerated shelf life of liquid whole egg after it is ultrapasteurized and aseptically packaged, as explained above. The term "refrigerated," as used herein, means stored at a temperature of 4° C. Time and temperatures for points on each line represent equivalent times and temperatures, as also explained above. A liquid whole egg



product having a preselected shelf life of from about 4-36 weeks is made by selecting a point on a line or in a region which will provide the desired shelf life, determining the equivalent time and equivalent temperature which correspond to the point selected, and—preferably through the use of the equivalent point method—establishing the operating conditions on the particular pasteurizing apparatus being used that will provide the selected thermal treatment. Products having shelf lives not depicted in FIG. 4 are made by extrapolating the teachings of the figure, in light of the teachings above. Preferably, this process is carried out in pasteurizing apparatus which has been sterilized before the liquid whole egg product is passed therethrough, as explained above, to produce products having shelf lives of about eight weeks or more. In addition, it will be appreciated that longer shelf lives are generally obtained at the expense of greater levels of soluble protein loss. Thus, if product distribution systems do not require otherwise, products with self lives of up to about 32 weeks are preferred, and products with shelf lives up to about 24 weeks are more preferred.

FIG. 5 combines portions of FIGS. 3 and 4. It shows how the thermal treatments selected to provide a desired shelf life can at the same time be selected to provide products with good functional properties. More particularly, thermal treatments can be selected which produce liquid whole egg products having the desired shelf life and a soluble protein loss not greater than 5%.

The foregoing graphs have been presented to aid the understanding of the present invention. Some variation about the plotted lines is to be expected when the present invention is practiced on different equipment, or with different products. These graphs are accordingly not to be taken as limiting the present invention, as departures could be made therefrom while still capturing and benefitting from the teachings of the invention.

To obtain a superior ultrapasteurized liquid whole egg product, the contact time of the liquid product to heated surfaces during pasteurization should be reduced. More particularly, every particle of liquid whole egg product should be in contact with the heated surface or surfaces of the unit in which the product is heated for a total time less than the residence time of the particle in the heating unit. (The term "particle" as used herein has its standard meaning in the egg pasteurization field. See, e.g., 7 C.F.R. § 59.570(b) (1985)). This is accomplished by mixing the product at least periodically while it is being heated. In a continuous flow pasteurizing apparatus, such mixing is accomplished by introducing turbulence into the stream of the product at least periodically while it is being heated, as discussed below. Other steps which are preferably employed to reduce fluid element contact time to heated surfaces include providing portions of the thermal treatment in which fluid elements are not in contact with heated surfaces, such as by providing a portion of the thermal treatment in a holding section, and by providing heated contact surface area to product volume ratios of less than  $18 \text{ cm}^2/\text{cm}^3$  (Thus the surface area to volume ratio is preferably less than about 10, and is more preferably in the area of about 2).

It is also desirable to induce physical forces to make the product more homogeneous prior to thermal treatment, such as by inducing shear forces capable of reducing protein and fat unit size. This is preferably accomplished by dispersing the product prior to heating. Dispersing may be carried out with a dispersing valve or with a timing pump, as is known in the art. Such treatment advantageously reduces fouling, and serves to reduce any tendency of the product to coagulate. Such a dispersing step may be carried out by conduct-

ing a more rigorous homogenization step, but it is recommended that such more expensive homogenizing equipment be used as described below.

It is preferable that a homogenization step after heating be included. The term "homogenized," as used herein, means to subject the product to physical forces to reduce particle size. Such procedures are known in the art, and may be carried out on different types of equipment. It is preferable to carry out this homogenizing step with homogenizing equipment as total pressures of about 1,000 p.s.i. or more. Pressures of about 1,500 p.s.i. or more are more preferred, and pressures of 2,000 p.s.i. or more still more preferred.

Of these steps, it is particularly desirable to mix the liquid whole egg product at least periodically while it is heated. As noted above, in continuous flow equipment mixing is carried out by at least periodically subjecting the stream of liquid whole egg product to turbulence while it is heated. Turbulence, which is the mixing of particles over the cross-section of the product stream, is discussed in the Egg Pasteurization Manual at pages 6-8. Such turbulence is characterized by a Reynolds number greater than about 2,300, and preferably greater than about 4,600. Commercial high temperature, short time pasteurizing units are available which at least periodically impart turbulence to the stream of product being pasteurized while the product is being heated. For the purposes of the present invention, greater levels of turbulence are preferred. Thus the liquid whole egg product is preferably subjected to turbulence for a major portion of the time it is heated. Plate heat exchangers, trombone heat exchangers, spiral heat exchangers, and scrape surface heat exchangers are illustrative of the types of known heat exchangers which can be used to subject liquid whole egg products to turbulence while they are heated. The physical forces induced in scrape surface heat exchangers are generally thought of as "mixing," but these exchangers induce turbulence at least in regions of the product stream, and are therefore considered to induce turbulence for purposes of the present invention.

Examples of whole egg products which can be pasteurized in liquid form by the method of the present invention include whole egg, fortified whole egg (whole egg with added yolk), salt whole egg (e.g., salt 10%), sugar whole egg (e.g., sugar 10%), blends of whole egg with syrup solids, syrups, dextrose and dextrans and/or gums and thickening agents, blends of whole eggs with less than 1% sugar and/or salt, scrambled egg mixes (for example, a mix of about 51% egg solids, 30% skim milk solids, 15% vegetable oil and 1.5% salt), reduced cholesterol egg products and blends thereof, custard blends, and the like. Products which are extremely sensitive to thermal processing and which are particularly suitable for ultrapasteurization by the present invention include, for example, liquid whole egg and blends thereof (less than 2% added nonegg ingredients), fortified whole egg and blends thereof (24-38% egg solids, 2-12% added nonegg ingredients), liquid salt whole egg, liquid sugar whole egg, and other liquid whole egg blends which are 24-38% egg solids and 12% or less of added nonegg ingredients. Terms used herein have their standard meaning in accordance with industry and regulatory usage. See, e.g., 7 C.F.R. § 59.570(b) (1985).

The invention having been explained in general terms above, the following examples are provided to further illustrate the invention.

#### EXAMPLES 1-10

Raw Egg Product. Raw liquid whole egg was obtained from a local breaking plant (Gold Kist, Durham, N.C.). The

egg was taken from their raw holding tank which was agitated to thoroughly blend approximately 30,000 pounds of egg. The egg was manually filled into 13.6 kg (30 lb) metal cans and were kept refrigerated before being transported 13.2 km (20 mi) to our laboratory in an insulated truck. The egg was held overnight at 4° C. (40° F.) or allowed to stand at room temperature for up to 12 hours to achieve higher bacterial numbers.

Thermal Processes. The time-temperature processes used in this study were designed to be equal to or more severe than minimum conditions defined by the 9D line for the destruction of Salmonella in whole egg (USDA, 1969) and within predetermined limits of denaturation of egg protein defined as percent soluble protein loss (%SPL) by Hamid-Samimi et al., *J. Food Sci.* 49:132 (1984). The objectives of this design were to provide Salmonella negative whole egg with a low number of surviving spoilage organisms while retaining adequate functional properties.

The thermal processing system used is outlined in FIG. 1. It consisted of a plate-type heat exchanger for preheat, various modifications of the No-Bac Unitherm model XLV (Cherry Burrell Corporation, Cedar Rapids, Iowa) to achieve different holding times, an aseptic homogenizer operated at 10.34 mPa (1,500 p.s.i.), and an aseptic package system (Model AB-3-250, Tetra Pak Inc., Dallas, Tex.). The flow rate was  $2.89 \times 10^{-3} \text{ m}^3/\text{sec}$  (275 GPH) with heating, holding, and cooling pipe diameters of 12.45 mm ID (5/8" nominal) stainless steel.

Before each process the entire system was sterilized at 121° C. for 30 minutes using hot water in the product section and steam in the heating media section and then cooled. The product and heating media temperatures were recorded for evaluation of the thermal effect of the heating section and to determine the total thermal effects. (Swartzel, *J. Agri. Food Chem.* 34:396 (1986). The temperatures were measured using Type T thermocouples with an electronic data logger (Model 9302, Monitor Labs., Inc., San Diego, Calif.). Each thermocouple probe was scanned every 30 seconds (one minute for process #1) and the readout sent to a computer for analyses. The specific locations of the thermocouples in the system were as described by Swartzel and Jones. Paper No. 84-6006 of the American Society of Agricultural Engineers (1984).

Approximately one hour prior to initiation of each process, 408.2 kg (900 lb) of raw egg were transferred from the metal cans to a 568 l (150 gal) vessel (Creamery Package Mfg. Co., Chicago, Ill.) and then mixed at room temperature with the stirring propeller at ca. 30 r.p.m. This volume of egg required approximately 20 minutes to process, therefore the last liter of egg was processed not later than 80 minutes after being removed from the cooler. Nine processes designated 1, 2, 3, 4, 5, 6, 7, 8, and 9 were run. Process 6 was repeated and designated 6.1. They were conducted two days apart on egg picked up on the same day. Egg for processes 6.1 to 9 were held at room temperature for not more than 12 hours to achieve a higher initial microbial load. All egg incubated at room temperature was chilled to 4° C. (40° F.) prior to processing.

After holding the egg at the scheduled process time and temperature and prior to packaging, the temperature was reduced to less than 1020 C. (50° F.) in less than 26 seconds. Occasionally, due to technical difficulties it was not possible to cool the processed egg to below 10° C. In those instances the processed egg was moved into a freezer at -20° C. for 20 minutes after packaging. The packaging material was a low oxygen permeable laminate of polyethylene, paper, and

aluminum foil formed into 250 ml containers. (Tetra Pak aseptic filler model AB-3). Each package was dated and coded so that egg processed in the first seven minutes, the second seven minutes, and the remaining time were numbered 1, 2, and 3, respectively. The processed and packaged egg was held overnight at 4° C. (40° F.) prior to obtaining samples and being distributed for four and 10° C. storage.

Sampling Samples of raw egg for physical, chemical, and functional testing was aseptically removed from the mixing vat approximately 30 minutes prior to processing. The samples were then held overnight at 4° C. for evaluation with the pasteurized egg. Pasteurized samples were obtained on the day after processing or at selected times during storage at four and 10° C. Analyses were made on the combined contents of three or four individual packages representing the first, second, and third portions of each process run. When four packages were required, two packages from the middle portion of each process were used. Any sediment on the bottom of the cartons was scraped out and mixed into the egg by magnetic stirring.

Chemical Assays. The pH of the product was determined with a Fisher Accumet pH meter, model 600, equipped with a calomel reference and glass indicating electrodes. Solids were determined in triplicate by weighing two ml samples into disposable aluminum pans and drying in a forced draft oven for 24 hours. The AOAC (1985) microKjeldahl procedure was used to determine protein content of the samples. The extent of denaturation was estimated by determining the loss of soluble protein as described by Hamid-Samimi et al., *supra*, and the alpha-amylase activity of the egg was determined as described by Shrimpton and Monsey, *J. Hyg.* 60:153 (1962).

Sponge Cakes. True sponge cakes were made by using half of the amounts of ingredients listed following the procedures given by Gorman and Ball (1986) (Chapter 15 in *Egg Science and Technology*, 3rd Ed., W. J. Stadelman and O. J. Cotterill, Eds., AVI Publishing Co., Inc. Westport, Conn.) with the omission of vanilla. Two separate batches of batter were mixed for each treatment and 340 g of batter was weighed into rectangular pans (21.5x11.5x6.5 cm, id.). Cakes were baked at 191° C. for 25 minutes, inverted on a wire rack and allowed to stand at room temperature overnight. Heights were determined from the mean of four measurements along the center line of the long axis of the cake. Cakes were then kept in plastic bags for further rheological evaluations.

Textural properties of the cakes were evaluated using an Instron Universal Testing Machine (Model 1122, Instron Engineering Corporation, Canton, Mass.) A plate was connected to a 2000-g load cell and positioned at the surface of the 5-cm cube of cake. The cross head and chart speeds were 200 mm/min and 100 mm/min, respectively. Three samples from each cake were subjected to deformation-relaxation cycles. The cubed cake samples were kept in a plastic bag before and after each test. The water activity of the cake samples were determined by placing three Durotherm (Lufft, West Germany) water activity meters in the plastic bag. Each meter was calibrated daily with a solution of barium chloride (aW 0.90 at 20° C.).

Custards. Duplicate custards of the flan type were made. Ingredients were 190-ml evaporated milk, 196-g sweetened condensed milk, 125-g whole egg, 50-g water, and one teaspoon vanilla. All ingredients were blended in a Waring blender at low speed for one minute and 360-g were weighed into a rectangular pan (14.3x8.0x5.6 cm, id.) which had been sprayed with "PAM" (Boyle-Midway, Inc., New York,

N.Y.). Pans were placed in a tray containing 2.5-cm water and baked at 191° C. for 40 minutes. After overnight storage at 10° C., height of the custard in the pan was determined from the mean of three measurements made and with calipers along the center line of the long axis of the custard. Custards were removed from the pan after the sides were loosened with a spatula and allowed to stand at room temperature for 45 minutes. Height was again determined and percent sag was calculated according to Gardner et al. Poultry Sci. 61:75 (1982). Custards were stored in plastic bags at 10° C. for rheological evaluation.

The flat plate described above for evaluation of cake texture was replaced with a 10.5 mm diameter rod with a semispherical tip and force-deformation curves to failure were obtained for each custard. Cross head speed was 100 mm/min and all other parameters were the same as used in evaluation of the cakes. Five values were averaged to obtain the penetration force (F1) for each custard.

Organoleptic Evaluation. Flavor of processed and stored egg was evaluated by one judge using the USDA palatability score (Laboratory Methods for Egg Products, USDA, Agricultural Marketing Service Poultry Division, Grading Branch, Washington, D.C. 20250 (1984)).

Thermal Process. The process times and temperatures used in this study are presented in Table 2.

TABLE 2

Actual, Equivalent Times and Temperatures, Calculated Heating Value of Treatments and Predicted % SPL Based on Heating Value <sup>a</sup>						
Proc. No.	Actual		Equivalent		Heating	Theoretical % SPL <sup>c</sup>
	Time (Sec.)	Temp. (° C.)	Time (Sec.)	Temp. (° C.)	Value <sup>b</sup> (G × 10 <sup>42</sup> )	
1	26.2	63.7	30.4	63.1	6.1	0.52
2	92.0	63.8	97.5	63.3	20.8	1.74
3	192.2	65.3	192.4	65.1	72.8	5.97
4	9.2	67.8	15.7	66.5	8.4	0.71
5	56.9	68.2	63.0	67.5	44.6	3.70
6	123.0	68.3	125.5	67.9	99.4	8.10
6.1	123.0	68.9	129.0	68.4	117.6	9.50
7	2.7	71.5	9.5	68.5	8.9	0.75
8	30.1	72.2	36.5	71.5	78.9	6.46
9	56.7	72.0	62.5	71.8	146.8	11.70

<sup>a</sup>See Swartzel, J. Food Sci. 47:1886 (1982), and Hamid-Samimi et al., supra (1984) for descriptions of heating value and % SPL.  
<sup>b</sup>G values are determined based on activation energy for SPL.  
<sup>c</sup>Based on laboratory batch data.

The 10 processes, numbers 1-9, were performed in the same chronological order as they are numbered. After gaining process experience and as the result of evaluations during the study, it was determined that longer holding times and temperatures than expected could be used. The actual temperatures reported in Table 3 are the averages of temperature readings, every 30 seconds, of the temperature probes at the beginning and end of the holding tube.

Equivalent times and temperatures as well as holding times and temperatures are set forth in Table 2. It can be seen that equivalent times are generally longer than the corresponding holding times, and equivalent temperatures are generally lower than the corresponding holding temperatures. At longer times, the differences between corresponding holding temperatures and equivalent temperatures are smaller.

The calculated heating value, G, shown in Table 2, gives a means for making a comparison of the relatively severity of the different processes. Processes 9, 6.1, 6 and 8 had the

highest G values, respectively. The percent SPL based on the heating value (G) are also shown in Table 2.

Chemical Properties of Processed Egg. The results of alpha-amylase activity assays (Table 3) confirms that the enzyme is inactivated by mild heat processes. Table 3 shows that the thermal processes used did not affect protein content or the soluble protein content.

TABLE 3

Process No.	Thermal Effects on Alpha-Amylase Activity, Protein Content and % Soluble Protein						% Soluble Protein <sup>c</sup> (From Absorbance)
	Alpha-Amylase <sup>a</sup>			MicroKjeldahl <sup>b</sup>			
	Raw	UHT	Plant	Raw	UHT	Plant	
1	0.045	0.048	0.099	13.10	11.60	13.1	86.2
2	0.033	0.598	—	12.59	11.96	—	102.3
3	0.055	1.050	—	11.67	11.32	—	101.3
4	0.029	0.031	0.137	11.83	11.79	11.51	101.1
5	0.046	1.000	—	10.19	10.13	—	100.3
6	0.053	1.120	—	12.27	12.34	—	100.9
6.1	0.040	1.130	—	12.70	12.54	—	103.3
7	0.052	0.764	—	12.37	12.53	—	104.5
8	0.063	1.000	—	11.19	11.42	—	100.4
9	0.060	1.170	—	11.74	11.77	—	100.7

<sup>a</sup>Alpha-Amylase data is reported as the absorbance at 585 nm. Activity is inversely related in absorbance.  
<sup>b</sup>MicroKjeldahl data is reported as percent protein.  
<sup>c</sup>Absorbance at 280 nm of heated egg/control (raw) egg in solution as described by Hamid-Samimi et al., supra (1984).

The chemical data indicate that the processes did not result in extensive damage to the egg proteins. The predicted percent soluble protein losses (Table 3) were based on studies conducted with small amounts of egg (1 ml) being heated in the cup of a brookfield viscometer (Hamid-Samimi et al., supra, 1984). The egg was heated while various shear rates were applied to simulate egg under dynamic conditions that exist in conventional heat exchangers. Thus, this work revealed that the model system resulted in prediction equations that underestimated the thermal treatments that liquid whole egg products could tolerate while still obtaining products with good functional properties. Analysis of the causes of these unexpectedly good results led to the guidelines discussed above which should be followed to obtain functionally superior ultrapasteurized products.

Function of Processed Eggs. The functional properties of the processed eggs agreed with the physical and chemical results. Based on the data presented in Tables 4 and 5 for nonstored egg, there appeared to be very little heat effect on the performance of the ultrapasteurized egg relative to raw or commercially pasteurized egg. Cake height as an indication of the leavening ability and force to deform, springiness, and relaxation parameter (Peleg and Normand, Rheologica Acta 22:108 (1983)) as indicators of textural properties were very similar for all egg examined.

TABLE 4

Variable	Treatment	Functional Properties of Cakes for Control (Raw), Ultrapasteurized (UP) at Zero Day Storage, and Commercially Pasteurized Eggs (Plant)				n	C.V.
		Mean	Minimum	Maximum			
Maximum Force <sup>a</sup> (N)	Raw	10.02	7.79	13.70	10	17.3	
	UP	10.49	9.18	12.91	10	10.5	
	Plant	9.73	9.56	9.91	2	2.5	

TABLE 4-continued

Functional Properties of Cakes for Control (Raw), Ultrapasteurized (UP) at Zero Day Storage, and Commercially Pasteurized Eggs (Plant)						
Variable	Treat- ment	Mean	Minimum	Maximum	n	C.V.
Relaxation <sup>b</sup>	Raw	0.394	0.379	0.417	10	3.24
	UP	0.410	0.395	0.442	10	3.34
	Plant	0.402	0.402	0.403	2	0.17
Spring- iness <sup>c</sup>	Raw	0.83	0.81	0.86	10	1.94
	UP	0.83	0.81	0.87	10	2.47
	Plant	0.82	0.81	0.82	2	1.32
Cake Height (mm)	Raw	65.1	63.3	66.7	10	1.66
	UP	61.7	55.1	65.5	10	5.26
	Plant	64.8	64.7	64.8	2	0.11
Water Activity	Raw	0.873	0.832	0.891	10	2.53
	UP	0.875	0.835	0.892	10	2.37
	Plant	0.892	0.892	0.892	1	—

<sup>a</sup>Force required to deform the sample of cake by 26 mm.  
<sup>b</sup>Asymptotic relaxation value as defined by Peleg and Normand, supra (1983).  
<sup>c</sup>Ratio of the second peak force to the first peak force in the force deformation cycle.

TABLE 5

Functional Properties of Custards for Controls (Raw), Zero Day Storage Ultrapasteurized (UP) and Commercially Pasteurized Eggs (Plant)						
Variable	Treat- ment	Mean	Minimum	Maximum	n	C.V.
Penetra- tion Force (N)	Raw	0.82	0.76	0.96	10	8.20
	UP	0.70	0.59	0.80	10	8.56
	Plant	0.79	0.77	0.81	2	3.69
Custard Height (mm)	Raw	35.7	35.1	36.7	10	1.66
	UP	35.6	35.1	36.3	10	5.26
	Plant	34.6	34.0	35.3	2	0.11
% Sag	Raw	7.2	5.65	9.54	10	16
	UP	7.1	5.41	8.56	10	13
	Plant	4.6	2.66	6.51	2	59

The water activity of the cakes were similar indicating that the experimental handling procedures for the cakes were uniform and should not have affected the instrumental evaluation of textural properties. The custard data indicated that all egg sources evaluated had good ability to form gels. The gels had excellent integrity as indicated by the relatively low percent sag, yet the custards were relatively tender as indicated by the penetration forces. Although weep was not measured, very little syneresis was noted even after holding the custards overnight for textural evaluation. The limited organoleptic evaluation of the processed eggs indicated that the thermal processes did not affect flavor or aroma in scrambled eggs relative to scrambled egg made from a fresh shell egg. The USDA palatability scores were seven to eight (eight being the highest score).

Refrigerated Storage Effect. As long as the processed egg was not obviously spoiled, as indicated by organoleptic evaluations, storage 4° C. maintained the chemical, functional, and organoleptic properties of the processed egg up to 24 weeks for some of the samples. The data presented in Tables 6, 7, and 8 were taken from stored egg that was judged organoleptically sound. The criteria for that judgment were: (1) that the color was normal, i.e., within the expected range of color observed for eggs immediately post-processing, and (2) that there were no objectional aromas or flavors. In this study, because of the sampling

procedure where most of the samples were checked at four-week intervals, there were no borderline decisions, a sample was obviously acceptable or unacceptable. Bright yellow colors, off-aromas, and pH values below seven were typical of samples judged to be spoiled.

TABLE 6

Means for Proteins, Solids and pH for Controls (Raw), Commercially Pasteurized (Plant) and Ultrapasteurized (UP) Egg						
Variable	Treat- ment	Mean	Minimum	Maximum	n	C.V.
% Protein	Raw	11.92	10.19	13.10	10	6.8
	Plant	12.30	11.51	13.10	2	9.1
	UP 0	11.74	10.13	12.54	10	6.0
% Solids	Raw	24.6	23.9	25.2	10	1.6
	Plant	24.8	24.4	25.2	2	2.5
	0	24.5	24.0	25.0	10	1.3
pH	4	24.4	24.0	24.9	10	1.3
	UP 8	24.4	24.0	24.7	9	0.9
	12	24.3	23.8	24.7	7	1.3
pH	18	24.9	24.4	25.5	2	3.1
	24	24.8	24.7	24.9	2	0.3
	Raw	7.5	7.2	7.6	10	1.7
pH	Plant	7.1	7.1	7.2	2	0.5
	0	7.5	7.3	7.6	10	1.4
	4	7.4	7.2	7.6	10	1.4
pH	UP 8	7.4	7.3	7.5	9	1.2
	12	7.3	7.2	7.4	7	1.2
	18	7.4	7.4	7.4	2	0
pH	24	7.4	7.4	7.4	2	0

<sup>a</sup>Numbers indicate storage at 4° C. in weeks for processed eggs.

TABLE 7

Functional Properties of Cakes Made from Eggs Stored at 4° C.						
Variable	Storage (Weeks)	Mean	Minimum	Maximum	n	C.V.
Maximum Force <sup>a</sup> (N)	4	9.78	7.90	14.95	10	21.3
	8	10.37	7.82	14.53	9	20.5
	12	11.39	8.84	14.28	7	18.2
	18	11.42	10.32	12.53	2	13.6
	24	10.53	9.57	11.49	2	12.9
Relaxa- tion	4	.3937	0.3759	0.4167	10	3.7
	8	.3876	0.3636	0.4132	9	3.9
	12	.3846	0.3717	0.4032	7	3.0
	18	.3788	0.3788	0.3788	2	3.1
	24	.3745	0.3704	0.3788	2	1.5
Spring- iness <sup>c</sup>	8	0.829	0.799	0.853	10	1.7
	12	0.834	0.811	0.872	9	2.0
	18	0.834	0.820	0.843	7	0.9
	18	0.831	0.829	0.832	2	0.3
	24	0.815	0.787	0.843	2	4.9
Height (mm)	4	61	54	65	10	6.02
	8	64	63	67	9	2.06
	12	64	60	65	7	2.7
	18	63	62	65	2	3.0
	24	65	65	65	2	0.22
Water Activity	4	0.860	0.796	0.888	10	4.2
	8	0.884	0.868	0.900	9	1.1
	12	0.879	0.844	0.896	7	2.0
	18	0.872	0.872	0.872	1	—
	24	0.879	0.876	0.882	2	0.4

<sup>a</sup>See Table 4 for definition of terms.

TABLE 8

Functional Properties of Custards Made from Eggs Stored at 4° C.						
Variable	Storage (Weeks)	Mean	Minimum	Maximum	n	C.V.
Penetration	4	0.68	0.47	0.77	10	12.7
	8	0.70	0.64	0.76	9	9.1
	12	0.75	0.57	0.83	7	20.3
	18	0.94	0.85	1.02	2	12.6
Force (N)	24	0.82	0.76	0.88	2	10.5
	4	35	34	36	10	2.4
	8	35	34	36	9	1.6
	12	35	35	36	7	1.2
Custard Height (mm)	18	36	36	36	2	0.4
	24	35	35	35	2	1.0
	4	7.1	3.0	11.6	10	38.1
	8	5.9	3.5	7.5	9	20.5
% Sag	12	6.5	4.6	8.0	7	19.5
	18	7.2	6.4	8.1	2	15.9
	24	6.6	4.9	8.2	2	36.0

Visual observations of the interiors of opened packages revealed very little sedimentation during storage. A very thin layer of a fine, light yellow, granular-like material was observed on the bottom of cartons after four weeks of refrigerated storage.

Shelf Life. The times of spoilage of egg from each trial are presented in Table 9.

TABLE 9

Shelf Life for Liquid Whole Egg Stored at 4° C.	
Process	Shelf Life (Weeks)
1	4-8
2	8-12
3	>12
4	8-12
5	>18
6	18-24
6.1	>24
7	12-18
8	20-24
9	18-20

These data were used to generate the time and temperature guidelines set forth in FIG. 5.

The invention has been discussed with a degree of specificity above. This discussion has been provided for illustrative purposes only, with the scope of the invention being defined by the following claims.

That what which is claimed is:

1. A method of ultrapasteurizing a liquid whole egg product, comprising passing the liquid whole egg product as a continuous stream through a pasteurizing apparatus, during which the liquid whole egg product is

(a) heated to a predetermined holding temperature by contacting said liquid whole egg product to a heated surface, then

(b) maintained at said predetermined holding temperature for a predetermined holding time, and then

(c) cooled, wherein the total thermal treatment received by the liquid whole egg product is defined by an equivalent temperature and an equivalent time defining a point above the 5% SPL (Batch) line of FIG. 3, but insufficient to cause coagulation of the liquid whole egg product, and then

(d) aseptically packaged to provide a packaged liquid whole egg product characterized by a refrigerated shelf life of about four weeks to about 36 weeks.

2. A method according to claim 1, wherein said pasteurizing apparatus is sterilized before said liquid whole egg product is passed therethrough, and wherein said packaged liquid whole egg product is characterized by a preselected shelf life of about eight weeks to about 36 weeks.

3. A method according to claim 1, wherein said liquid whole egg product is subjected to turbulence for a major portion of the time said liquid whole egg product is heated.

4. A method of ultrapasteurizing a liquid whole egg product, comprising passing the liquid whole egg product as a continuous stream through a pasteurizing apparatus, during which the liquid whole egg product is heated to a predetermined real temperature by contacting said liquid whole egg product to a heated surface while at least periodically subjecting said continuous stream of liquid whole egg product to turbulence, wherein the total thermal treatment received by the liquid whole egg product is described by an equivalent time and an equivalent temperature defining a point above the 5% SPL (Batch) line of FIG. 3, but insufficient to cause said liquid whole egg product to coagulate, followed by aseptically packaging the liquid whole egg product to provide a [package] packaged liquid whole egg product characterized by a refrigerated shelf life of about four weeks to about 36 weeks.

5. A method according to claim 4, wherein said liquid whole egg product is subjected to turbulence for a major portion of the time said liquid whole egg product is heated.

6. A method according to claim 4, wherein said liquid whole egg product is dispersed before said liquid whole egg product is heated.

7. The method according to claim 4, wherein said pasteurizing apparatus is sterilized before said liquid whole egg product is passed therethrough, and wherein said packaged liquid whole egg product is characterized by a preselected shelf life of about eight weeks to about 36 weeks.

8. A method of ultrapasteurizing a liquid whole egg product, comprising passing the liquid whole egg product as a continuous stream through a pasteurizing apparatus, during which the liquid whole egg product is

(a) heated to a predetermined holding temperature by [contracting] contacting said liquid whole egg product to a heated surface while at least periodically subjecting said continuous stream of liquid whole egg product to turbulence, then

(b) maintained at said predetermined holding temperature for a predetermined holding time, and then

(c) cooled, wherein the total thermal treatment received by the liquid whole egg product is defined by an equivalent time and an equivalent temperature above the 5% SPL (batch) line of FIG. 3, but insufficient to cause said liquid whole egg product to coagulate, and then (d) aseptically packaged to provide a packaged liquid whole egg product characterized by a refrigerated shelf life of about four weeks to about 36 weeks.

9. A method according to claim 8, wherein said liquid whole egg product is subjected to turbulence for a major portion of the time said liquid whole egg product is heated.

10. A method according to claim 8, wherein said liquid whole egg product is dispersed before said liquid whole egg product is heated.

11. A method according to claim 8, wherein said pasteurizing apparatus is sterilized before said liquid whole egg product is passed therethrough, and wherein said packaged liquid whole egg product is characterized by a preselected shelf life of about eight weeks to about 36 weeks.

12. A method of making a packaged liquid whole egg product characterized by a preselected refrigerated shelf life