

1 John E. Gartman (SBN 152300)
John W. Thornburgh (SBN 154627)
2 Jennifer K. Bush (SBN 216986)
FISH & RICHARDSON P.C.
3 12390 El Camino Real
San Diego, California 92130
4 Telephone: (858) 678-5070
Facsimile: (858) 678-5099

5 Attorneys for Plaintiff
6 CALLAWAY GOLF COMPANY

FILED

2007 AUG -6 AM 8:38

CLERK US DISTRICT COURT
SOUTHERN DISTRICT OF CALIFORNIA

BY LD DEPUTY

7
8 UNITED STATES DISTRICT COURT
9 SOUTHERN DISTRICT OF CALIFORNIA
10

11 CALLAWAY GOLF COMPANY

12 v.

13 TAYLOR MADE GOLF COMPANY, INC.
14

Case No. '07 CV 1424 JAH AJB

COMPLAINT FOR PATENT
INFRINGEMENT AND DECLARATORY
JUDGMENT

DEMAND FOR JURY TRIAL

15
16 For its Complaint, Plaintiff alleges:

17 PARTIES

18 1. Plaintiff Callaway Golf Company ("Callaway Golf") is a corporation organized and
19 existing under the laws of the State of Delaware, having a principal place of business in Carlsbad,
20 California.

21 2. Defendant Taylor Made Golf Company, Inc. ("Taylor Made") is a corporation
22 organized and existing under the laws of the State of Delaware, having a principal place of
23 business in Carlsbad, California.

24 JURISDICTION AND VENUE

25 3. This Court has subject matter jurisdiction under the patent laws of the United
26 States, 35 U.S.C. § 1 et seq. and under the Declaratory Judgment Act 28 U.S.C. § 2201 et seq.
27 The Court has subject matter jurisdiction under 28 U.S.C. §§ 1331, 1338, 2201 and 2202.
28

ORIGINAL

1 4. This Court has personal jurisdiction over Taylor Made by virtue of, *inter alia*, its
2 principal place of business in California.

3 5. Venue is proper under 28 U.S.C. §§ 1391 and 1400.

4 6. On October 28, 2003, United States Patent No. 6,638,185 ("the '185 Patent"), on an
5 invention entitled "Multi-layer Golf Ball" was duly and legally issued by the United States Patent
6 and Trademark Office. A true and correct copy of the '185 Patent is attached as Exhibit A of this
7 Complaint.

8 7. On January 9, 2007, United States Patent No. 7,160,207 ("the '207 Patent"), on an
9 invention entitled "Multi-layer Golf Ball" was duly and legally issued by the United States Patent
10 and Trademark Office. A true and correct copy of the '207 Patent is attached as Exhibit B of this
11 Complaint.

12 8. On information and belief, Defendant Taylor Made is engaged in the business of
13 manufacturing, using, importing, offering for sale, and/or selling in the district golf balls that
14 infringe Callaway Golf's intellectual property rights.

15 9. Defendant Taylor Made asserts that it is the owner of U.S. Patent No. 6,547,678
16 ("the '678 patent"), entitled "Golf Ball Dimple Structures With Vortex Generators," which issued
17 on April 15, 2003. A true and correct copy of the '678 Patent is attached as Exhibit C of this
18 Complaint.

19 10. Defendant Taylor Made asserts that it is the owner by assignment of U.S. Patent
20 No. 6,991,558 ("the '558 patent"), entitled "Golf Club Head," which issued on January 31, 2006.
21 A true and correct copy of the '558 Patent is attached as Exhibit D of this Complaint.

22 11. Defendant Taylor Made asserts that it is the owner by assignment of U.S. Patent
23 No. 7,198,575 (the "'575 patent"), entitled "Golf Club Head," which issued on April 3, 2007. A
24 true and correct copy of the '575 Patent is attached as Exhibit E of this Complaint.

25 12. Defendant Taylor Made asserts that it is the owner by assignment of U.S. Patent
26 No. 6,719,644 ("the '644 patent"), entitled "Golf Club Head and Face," which issued on April 13,
27 2004. A true and correct copy of the '644 Patent is attached as Exhibit F of this Complaint.
28

- 1
- 2
- 3
- 4
- 5
- 6
- 7
- 8
- 9
- 10
- 11
- 12
- 13
- 14
- 15
- 16
- 17
- 18
- 19
- 20
- 21
- 22
- 23
- 24
- 25
- 26
- 27
- 28

3
4
5

6
7
8

9

10

11
12

13
14

15
16
17

18
19
20

21

22
23
24

25
26
27

1 causing infringing products to be made, used, imported, offered for sale, and/or sold in the United
2 States, all in violation of 35 U.S.C. § 271.

3 23. Taylor Made has been on notice of the '185 and '207 Patents.

4 24. Callaway Golf has been damaged and has suffered irreparable injury due to acts of
5 infringement by Taylor Made and will continue to suffer irreparable injury unless Taylor Made's
6 activities are enjoined.

7 25. Callaway Golf has suffered and will continue to suffer substantial damages by
8 reason of Taylor Made's act of patent infringement as alleged above and Callaway Golf is entitled
9 to recover from Taylor Made the damages sustained as a result of Taylor Made's acts.

10 26. Taylor Made has willfully and deliberately infringed the '185 and '207 Patents in
11 disregard of Callaway Golf's rights.

12 **COUNT II**

13 **(Declaratory Judgment that Callaway Golf**
14 **Has a License to Practice One or More**
15 **Claims of the '575 and/or '558 Patents)**

16 27. Callaway Golf incorporates by reference the allegations in paragraphs 1 through 26
17 above.

18 28. On January 5, 2005, Callaway Golf and Taylor Made entered into a License
19 Agreement, pursuant to which Callaway Golf has a license to practice one of more claims of the
20 '575 and/or '558 patents.

21 29. This is an action for declaratory judgment that Callaway Golf has a license to
22 practice one of more claims of the '575 and/or '558 patents.

23 30. An actual controversy exists between Callaway Golf and Taylor Made concerning
24 whether Callaway Golf's accused products directly or indirectly infringe or have infringed any
25 valid claim of the '575 and '558 patents, and whether Callaway Golf is liable for the purported
26 infringement of any such claim. An actual controversy also exists between Callaway Golf and
27 Taylor Made concerning whether the '575 and '558 patents are invalid for failing to meet one or
28 more of the requirements for patentability set forth in 35 U.S.C. §§ 101, 102, 103, and 112.



5

6

8

11

14

16

22

COUNT IV

(Declaratory Judgment of Estoppel)

37. Callaway Golf incorporates by reference the allegations in paragraphs 1 through 36 above.

38. On January 5, 2005, Callaway Golf and Taylor Made entered into a License Agreement, pursuant to which Callaway Golf has a license to practice one of more claims of the '575 and/or '558 patents.

39. If Taylor Made were to enforce one or more claims of the '575 and/or '558 patents against Callaway Golf, that would derogate from the rights Taylor Made granted Callaway Golf in the License Agreement. Taylor Made is therefore estopped from enforcing one or more claims of the '575 and/or '558 patents.

40. This is an action for declaratory judgment that Taylor Made is estopped from enforcing one of more claims of the '575 and/or '558 patents.

41. An actual controversy exists between Callaway Golf and Taylor Made concerning whether Callaway Golf's accused products directly or indirectly infringe or have infringed any valid claim of the '575 and/or '558 patents, and whether Callaway Golf is liable for the purported infringement of any such claim. An actual controversy also exists between Callaway Golf and Taylor Made concerning whether the '575 and/or '558 patents are invalid for failing to meet one or more of the requirements for patentability set forth in 35 U.S.C. §§ 101, 102, 103, and 112.

42. A judicial declaration that Taylor Made is estopped from enforcing one of more claims of the '575 and/or '558 patents is necessary and appropriate, so that Callaway Golf can ascertain its rights and duties with respect to designing, developing, marketing, and selling its products.

COUNT V

**(Declaratory Judgment of Noninfringement
of Any Valid Claim of the '678, '558, '575, and '644 patents)**

43. Plaintiff Callaway Golf realleges and incorporates by reference paragraphs 1-42 above.

- 1
- 2
- 3
- 4
- 5
- 6
- 7
- 8
- 9
- 10
- 11
- 12
- 13
- 14
- 15
- 16
- 17
- 18
- 19
- 20
- 21
- 22
- 23
- 24
- 25
- 26
- 27
- 28

3
4
5
6

7
8

9
10
11
12

13

14
1516
1718
19

20
21
22

23

24

25

26
27
28

1 appropriate, so that Callaway Golf can ascertain its rights and duties with respect to designing,
2 developing, marketing, and selling its products.

3 WHEREFORE, Callaway Golf prays for judgment:

4 A. That Taylor Made has infringed the '185 and '207 patents;

5 B. That Taylor Made has induced infringement and/or contributorily infringed the '185
6 and '207 patents;

7 C. Enjoining and restraining Taylor Made, its officers, agents, subsidiaries, servants,
8 partners, employees, attorneys and all others in active concert or participation with defendant
9 from:

10 a. Making, using, selling, importing, or offering to sell any goods that in any way
11 infringe, either literally or under the doctrine of equivalents, the '185 and '207
12 patents; and

13 b. Inducing or contributorily infringing the '185 and '207 patents.

14 D. That Taylor Made's infringement of the '185 and '207 patents was willful;

15 E. For an award of damages adequate to compensate Callaway Golf for Taylor Made's
16 infringement of the Patent-In-Suit, but no less than a reasonable royalty, with interest, including
17 pre-judgment interest, and a trebling of such damages due to Taylor Made's willful and deliberate
18 infringement;

19 F. That all infringing material be impounded or destroyed;

20 G. For monetary damages in an amount according to proof;

21 H. For interest on said damages at the legal rate from and after the date such damages
22 were incurred;

23 I. That this is an exceptional case and for an award for Callaway Golf's attorneys' fees
24 and costs; and

25 J. For such other relief as the Court may deem just and proper.

26 K. Declaring that Callaway Golf has an express and/or implied license to practice one
27 or more claims of the '558 and '575 patents;

1 L. Declaring that Taylor Made is estopped from enforcing the '575 and '558 patents
2 against Callaway Golf;

3 M. Declaring that no valid claims of the '678, '558, '575, and '644 patents are infringed
4 by Callaway Golf;

5 N. Declaring that one or more claims of the '678, '558, '575, and '644 patents are
6 invalid;

7 O. Awarding Callaway Golf its attorneys' fees and costs of this action.

8 P. Declaring this case exceptional under 35 U.S.C. § 285; and

9 Q. Awarding such other relief as this Court deems just and proper.

10
11 **DEMAND FOR JURY TRIAL**

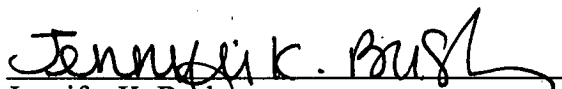
12 Callaway Golf hereby demands a jury trial as to all issues triable to a jury.

13
14 Dated:

8/3/07

FISH & RICHARDSON P.C.

15
16 By:


Jennifer K. Bush

17
18 Attorneys for Plaintiff
19 CALLAWAY GOLF COMPANY
20
21
22
23
24
25
26
27
28



US006638185B2

(12) **United States Patent**
Kennedy, III et al.

(10) Patent No.: **US 6,638,185 B2**
(45) Date of Patent: ***Oct. 28, 2003**

(54) **MULTI-LAYER GOLF BALL**

(56) **References Cited**

(75) **Inventors:** Thomas J. Kennedy, III, Wilbraham, MA (US); Michael J. Tzivunis, Chicopee, MA (US); Viktor Keller, Bradenton, FL (US); William M. Risen, Jr., Rumford, RI (US); Mark L. Binette, Ludlow, MA (US); John L. Nealon, Springfield, MA (US)

U.S. PATENT DOCUMENTS

2,741,480 A	4/1956	Smith
2,973,800 A	3/1961	Muccino
3,053,539 A	9/1962	Piechowski
3,264,272 A	8/1966	Rees

(List continued on next page.)

(73) **Assignee:** The Top-Flite Golf Company, Chicopee, MA (US)

FOREIGN PATENT DOCUMENTS

(*) **Notice:** Subject to any disclaimer, the term of this patent is extended or adjusted under 35 U.S.C. 154(b) by 0 days.

This patent is subject to a terminal disclaimer.

CA	2 137 841	12/1944
EP	0 589 647 A2	9/1993
EP	0 630 665 A2	5/1994
EP	0 633 043 A1	1/1995
GB	494031	10/1938
GB	2 245 580	1/1992
GB	2 248 067	3/1992
GB	2 264 302	8/1993
GB	2 276 628	5/1994
GB	2 286 400	8/1995
GB	2 291 811	2/1996
GB	2 291 812	2/1996
WO	00212	1/1995

(21) **Appl. No.:** 09/992,798

(22) **Filed:** Nov. 5, 2001

(65) **Prior Publication Data**

US 2003/0013557 A1 Jan. 16, 2003

Related U.S. Application Data

(63) Continuation-in-part of application No. 09/783,484, filed on Feb. 14, 2001, which is a continuation of application No. 09/040,456, filed on Mar. 18, 1998, now Pat. No. 6,213,894, which is a continuation-in-part of application No. 08/631,613, filed on Apr. 10, 1996, now Pat. No. 5,803,831, which is a continuation-in-part of application No. 08/591,046, filed on Jan. 25, 1996, now abandoned, and a continuation-in-part of application No. 08/542,793, filed on Oct. 13, 1995, now abandoned, which is a continuation-in-part of application No. 08/070,510, filed on Jun. 1, 1993, now abandoned, application No. 09/992,798, which is a continuation-in-part of application No. 09/411,690, filed on Oct. 1, 1999, now Pat. No. 6,290,614, which is a continuation-in-part of application No. 09/040,798, filed on Mar. 18, 1998.

(51) **Int. Cl.⁷** A63B 37/12

(52) **U.S. Cl.** 473/374

(58) **Field of Search** 473/370, 373, 473/374, 367, 368, 378

OTHER PUBLICATIONS

Dupont Product Information Sheet for Surlyn 8940.*

(List continued on next page.)

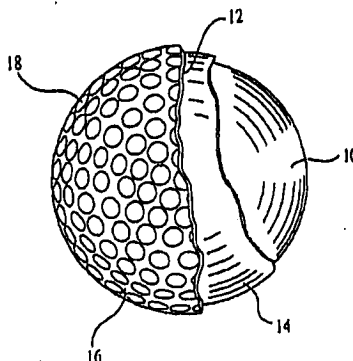
Primary Examiner—Mark S. Graham

Assistant Examiner—Raeann Gorden

(57) **ABSTRACT**

Disclosed herein is a multi-layer golf ball having a soft outer cover. The golf ball has an inner cover layer with a Shore D hardness of 60 or more, and an outer cover with a Shore D hardness of 55 or less, and more preferably 50 or less. In a particularly preferred form of the invention, the outer cover comprises one or more polyurethane materials. The golf ball of the invention has exceptionally soft feel and high spin rates on short shots of 80 yards or less and, particularly, 40 yards or less, while maintaining good distance and average spin on full shots.

17 Claims, 1 Drawing Sheet



US 6,638,185 B2

Page 2

U.S. PATENT DOCUMENTS

3,313,545 A	4/1967	Bartsch	5,253,871 A	10/1993	Viollaz
3,373,123 A	3/1968	Brice et al.	5,273,286 A	12/1993	Sun
3,384,612 A	5/1968	Brandt et al.	5,273,287 A	12/1993	Molitor et al.
3,395,109 A	7/1968	Molitor et al.	5,274,041 A	12/1993	Yamada
3,458,205 A	7/1969	Smith et al.	5,281,651 A	1/1994	Arjunn et al.
3,502,338 A	3/1970	Cox	5,300,334 A	4/1994	Niederst et al.
3,534,965 A	10/1970	Harrison et al.	5,304,608 A	4/1994	Yabuki et al.
3,572,721 A	3/1971	Harrison et al.	5,306,760 A	4/1994	Sullivan
3,883,145 A	5/1975	Cox et al.	5,312,857 A	5/1994	Sullivan
3,979,126 A	9/1976	Dusbiber	5,314,187 A	5/1994	Proudfit 473/373
3,989,568 A	11/1976	Isaac 156/182	5,324,783 A	6/1994	Sullivan
4,076,255 A	2/1978	Moore et al.	5,328,959 A	7/1994	Sullivan
4,085,937 A	4/1978	Schenk	5,330,837 A	7/1994	Sullivan
4,123,061 A	10/1978	Dusbiber	5,334,673 A	8/1994	Wu
4,190,711 A	2/1980	Zdrachala et al.	5,338,610 A	8/1994	Sullivan
4,218,543 A	8/1980	Weber et al.	5,368,304 A	11/1994	Sullivan et al.
4,248,432 A	2/1981	Hewitt et al.	5,368,806 A	11/1994	Harasin et al.
4,272,079 A	6/1981	Nakade et al.	5,387,750 A	2/1995	Chiang
4,274,637 A	6/1981	Molitor	5,403,010 A	4/1995	Yabuki et al.
4,337,946 A	7/1982	Saito et al.	5,439,227 A	8/1995	Egashira et al.
4,431,193 A	2/1984	Nesbitt 473/374	5,480,155 A	1/1996	Molitor et al.
4,442,282 A	4/1984	Kolycheck	5,482,285 A	1/1996	Yabuki et al.
4,570,937 A	2/1986	Yamada	5,484,870 A	1/1996	Wu
4,582,887 A	4/1986	Dominguez et al.	5,490,673 A	2/1996	Hiraoka
4,590,219 A	5/1986	Nissen et al.	5,490,674 A	2/1996	Hamada et al.
4,607,090 A	8/1986	Dominguez	5,492,972 A	2/1996	Stefani
4,650,193 A	3/1987	Molitor et al.	5,508,350 A	4/1996	Cadorniga et al.
4,674,751 A	6/1987	Molitor et al.	5,553,852 A	9/1996	Higuchi et al.
4,679,795 A	7/1987	Melvin et al.	5,586,950 A	12/1996	Endo
4,683,257 A	7/1987	Kakiuchi et al.	5,628,699 A	5/1997	Maruko et al.
4,688,801 A	8/1987	Reiter	5,668,239 A	9/1997	Nodelman et al.
4,690,981 A	9/1987	Slatz	5,674,137 A	10/1997	Maruko et al.
4,695,055 A	9/1987	Newcomb et al.	5,688,191 A	11/1997	Cavallaro et al.
4,714,253 A	12/1987	Nakahara et al.	5,692,974 A	12/1997	Wu et al.
4,762,322 A	8/1988	Molitor et al.	5,730,665 A	3/1998	Shimosaka et al.
4,798,386 A	1/1989	Berard	5,733,206 A	3/1998	Nesbitt et al.
4,848,770 A	7/1989	Shama	5,733,207 A	3/1998	Sullivan et al.
4,852,884 A	8/1989	Sullivan	5,733,428 A	3/1998	Calabria et al.
4,858,923 A	8/1989	Gobush et al.	5,739,247 A	4/1998	Lesko et al.
4,858,924 A	8/1989	Saito et al.	5,739,253 A	4/1998	Nodelman et al.
4,878,674 A	11/1989	Newcomb et al.	5,750,580 A	5/1998	Mayer et al.
4,884,814 A	12/1989	Sullivan	5,759,676 A	6/1998	Cavallaro et al.
4,911,451 A	3/1990	Sullivan et al.	5,779,561 A	7/1998	Sullivan et al.
4,919,434 A	4/1990	Saito	5,779,562 A	7/1998	Melvin et al.
4,957,297 A	9/1990	Newcomb et al.	5,779,563 A	7/1998	Yamagishi et al.
4,979,746 A	12/1990	Gentiluomo	5,783,293 A	7/1998	Lammi
4,984,804 A	1/1991	Yamada et al.	5,792,008 A	8/1998	Kakiuchi et al.
4,986,545 A	1/1991	Sullivan	5,797,808 A	8/1998	Hayashi et al.
5,002,281 A	3/1991	Nakahara et al.	5,800,284 A	9/1998	Sullivan et al.
5,006,297 A	4/1991	Brown et al.	5,803,831 A	9/1998	Sullivan et al.
5,019,319 A	5/1991	Nakamura et al.	5,810,678 A	9/1998	Cavallaro et al.
5,026,067 A	6/1991	Gentiluomo	5,813,923 A	9/1998	Cavallaro et al.
5,035,425 A	7/1991	Edwards	5,816,937 A	10/1998	Shimosaka et al.
5,045,591 A	9/1991	Meyer et al.	5,820,488 A	10/1998	Sullivan et al.
5,048,838 A	9/1991	Chikarnishi et al.	5,820,489 A	10/1998	Sullivan et al.
5,068,151 A	11/1991	Nakamura	5,820,491 A	10/1998	Hatch et al.
5,072,944 A	12/1991	Nakahara et al.	5,827,167 A	10/1998	Dougan et al.
5,096,201 A	3/1992	Egashira et al.	5,830,087 A	11/1998	Sullivan et al.
5,098,105 A	3/1992	Sullivan	5,833,553 A	11/1998	Sullivan et al.
5,104,126 A	4/1992	Gentiluomo	5,833,554 A	11/1998	Sullivan et al.
5,120,791 A	6/1992	Sullivan	5,836,833 A	11/1998	Shimosaka et al.
5,142,835 A	9/1992	Mroccn	5,849,168 A	12/1998	Lutz
5,150,906 A	9/1992	Molitor et al.	5,856,388 A	1/1999	Harris et al.
5,156,405 A	10/1992	Kitao et al.	5,863,264 A	1/1999	Yamagishi et al.
5,184,828 A	2/1993	Kim et al.	5,873,796 A	2/1999	Cavallaro et al.
5,187,013 A	2/1993	Sullivan	5,885,172 A	3/1999	Hebert et al.
5,197,740 A	3/1993	Pocklington et al.	5,888,437 A	3/1999	Calabria et al.
5,219,973 A	6/1993	Slack et al.	5,891,973 A	4/1999	Sullivan et al.
5,222,739 A	6/1993	Horiuchi et al.	5,897,884 A	4/1999	Calabria et al.
5,244,969 A	9/1993	Yamada	5,899,822 A	5/1999	Yamagishi et al.
			5,902,192 A	5/1999	Kashiwagi et al.

US 6,638,185 B2

Page 3

5,902,855 A 5/1999 Sullivan
 5,908,358 A 6/1999 Wu
 5,919,100 A 7/1999 Boehm et al.
 5,919,862 A 7/1999 Rajagopalan
 5,922,252 A 7/1999 Stanton et al.
 5,929,189 A 7/1999 Ichikawa et al.
 5,935,021 A 8/1999 Kashiwagi et al.
 5,947,842 A 9/1999 Cavallaro et al.
 5,947,843 A 9/1999 Calabria et al.
 5,959,059 A 9/1999 Vedula et al.
 5,976,035 A 11/1999 Umezawa et al.
 5,984,807 A 11/1999 Wal et al.
 6,083,119 A 7/2000 Sullivan et al.
 6,123,628 A 9/2000 Ichikawa et al.
 6,210,293 B1 * 4/2001 Sullivan 473/374
 6,213,894 B1 4/2001 Sullivan et al.
 6,290,614 B1 9/2001 Kennedy, III et al.

OTHER PUBLICATIONS

Translated claims for JP 1,771,941, publ. Aug. 6, 1992.
 Translated claims for JP 1,795,357, publ. Jan. 19, 1993.
 English Abstract for EP 637,459, publ. Feb. 8, 1995.
 A General Reference Manual, "The Chemistry of Polyurethane Coatings," Mobay Corporation, 1-16 (1988).
 A Properties Guide, "Thermoplastics and Polyurethanes," Bayer corporation, 1-29 (no date).
 Mobay Corporation, "The Chemistry of Polyurethane Coatings," A General Reference Manual, pp 2-15.
 DuPont NUCREL 035 Resin, DuPont Company, Wilmington, DE 19898 (no date included).

Bayer Corporation, "Engineering Polymers Properties Guide Thermoplastics and Polyurethanes," brochure, pp. 2-7, 28-29.

ESCOR Acid Terpolymers, Exxon Chem. Co.

Cytec Industries, Inc., "TMXDI(META) Aliphatic Isocyanates," brochure, pp 2-11, 9/94.

Miles Inc., "Engineering Polymers Properties Guide Thermoplastics and thermosets," brochure, pp 2-23, 5/94.

Bayer Corporation, "Engineering Polymers RIM and Part Mold Design—Polyurethanes," brochure, pp. 1-85, 5/95.

Research Disclosure No. 27103—DuPont—Nov. 1986.

Polyurethane Handbook, "Chemistry—Raw Materials—Processing Applications—Properties," edited by Oertel et al., Hanser/Gardner Publications, Inc., 101, 102(1994).

DuPont NUCREL® 035 Resin—Technical Information, DuPont Company, Polymer Products Dept., Wilmington, DE 1989.

ESCOR® Acid Terpolymers, EXXON Chemical.

A Design Guide, "RIM Part and Mold Design," Bayer Corporation, 1-84 (1995).

Product Announcement, "New Polyurea System Offering Rapid Mold Times And Excellent Thermal Stability For Automotive Fascias Is Introduced by Mobay", PRNewswire, Mar. 1, 1998.

* cited by examiner

U.S. Patent

Oct. 28, 2003

US 6,638,185 B2

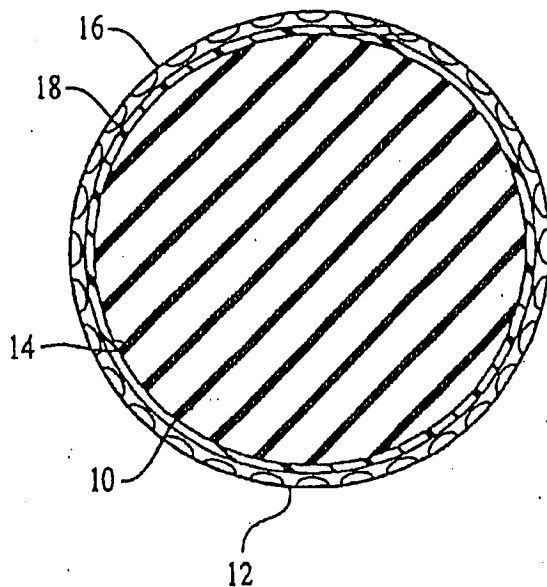


FIG. 1

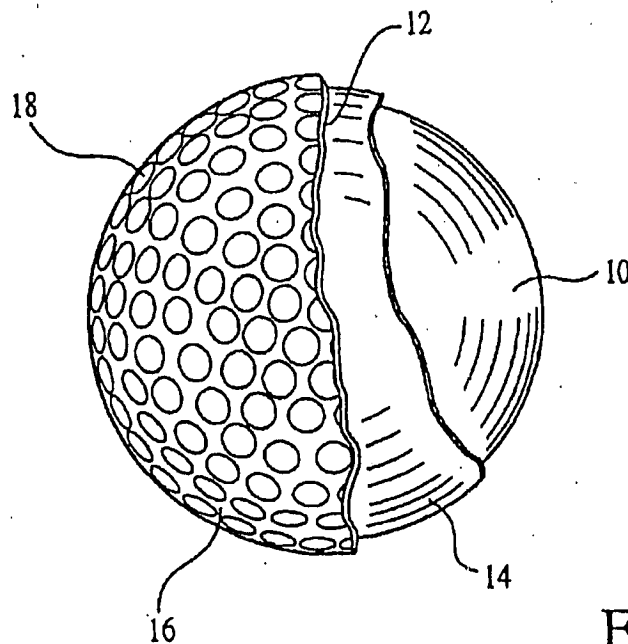


FIG. 2

US 6,638,185 B2

1

MULTI-LAYER GOLF BALL

CROSS REFERENCES TO RELATED APPLICATIONS

This application is a continuation-in-part of U.S. application Ser. No. 09/783,484 filed on Feb. 14, 2001, which is a continuation of U.S. application Ser. No. 09/040,456 filed on Mar. 18, 1998, now U.S. Pat. No. 6,213,894, which is a continuation-in-part of U.S. application Ser. No. 08/631,613 filed on Apr. 10, 1996, now U.S. Pat. No. 5,803,831, which is a continuation-in-part of U.S. application Ser. No. 08/591,046 filed on Jan. 25, 1996, now abandoned, and a continuation-in-part of application Ser. No. 08/542,793 filed on Oct. 13, 1995, now abandoned, which in turn is a continuation-in-part of U.S. application Ser. No. 08/070,510 filed Jun. 1, 1993, now abandoned. This application is also a continuation-in-part of U.S. application Ser. No. 09/411,690 filed on Oct. 1, 1999 now U.S. Pat. No. 6,290,614, which is a continuation-in-part of U.S. application Ser. No. 09/040,798 filed on Mar. 18, 1998.

FIELD OF THE INVENTION

The present invention relates to golf balls and, more particularly, to improved golf balls comprising multi-layer covers which have a hard inner layer and a relatively soft outer layer.

BACKGROUND OF THE INVENTION

Traditional golf ball covers have been comprised of balata or blends of balata with elastomeric or plastic materials. The traditional balata covers are relatively soft and flexible. Upon impact, the soft balata covers compress against the surface of the club producing high spin. Consequently, the soft and flexible balata covers provide an experienced golfer with the ability to apply a spin to control the ball in flight in order to produce a draw or a fade, or a backspin which causes the ball to "bite" or stop abruptly on contact with the green. Moreover, the soft balata covers produce a soft "feel" to the low handicap player. Such playability properties (workability, feel, etc.) are particularly important in short iron play with low swing speeds and are exploited significantly by relatively skilled players.

Despite all the benefits of balata, balata covered golf balls are easily cut and/or damaged if mis-hit. Golf balls produced with balata or balata-containing cover compositions therefore have a relatively short life-span.

As a result of this negative property, balata and its synthetic substitutes, trans-polybutadiene and transpolyisoprene, have been essentially replaced as the cover materials of choice by new cover materials comprising ionomeric resins.

Ionomeric resins are polymers containing interchain ionic bonding. As a result of their toughness, durability and flight characteristics, various ionomeric resins sold by E.I. DuPont de Nemours & Company under the trademark "Surlyn®" and more recently, by the Exxon Corporation (see U.S. Pat. No. 4,911,451) under the trademarks "Escort®" and the designation Iolek®, have become the materials of choice for the construction of golf ball covers over the traditional "balata" (transpolyisoprene, natural or synthetic) rubbers. As stated, the softer balata covers, although exhibiting enhanced playability properties, lack the durability (cut and abrasion resistance, fatigue endurance, etc.) properties required for repetitive play.

Ionomeric resins are generally ionic copolymers of an olefin, such as ethylene, and a metal salt of an unsaturated

2

carboxylic acid, such as acrylic acid, methacrylic acid, or maleic acid. Metal ions, such as sodium or zinc, are used to neutralize some portion of the acidic group in the copolymer resulting in a thermoplastic elastomer exhibiting enhanced properties, i.e. durability, etc., for golf ball cover construction over balata. However, some of the advantages gained in increased durability have been offset to some degree by the decreases produced in playability. This is because although the ionomeric resins are very durable, they tend to be very hard when utilized for golf ball cover construction, and thus lack the degree of softness required to impart the spin necessary to control the ball in flight. Since the ionomeric resins are harder than balata, the ionomeric resin covers do not compress as much against the face of the club upon impact, thereby producing less spin. In addition, the harder and more durable ionomeric resins lack the "feel" characteristic associated with the softer balata related covers.

As a result, while there are currently more than fifty (50) commercial grades of ionomers available both from DuPont and Exxon, with a wide range of properties which vary according to the type and amount of metal cations, molecular weight, composition of the base resin (i.e., relative content of ethylene and methacrylic and/or acrylic acid groups) and additive ingredients such as reinforcement agents, etc., a great deal of research continues in order to develop a golf ball cover composition exhibiting not only the improved impact resistance and carrying distance properties produced by the "hard" ionomeric resins, but also the playability (i.e., "spin", "feel", etc.) characteristics previously associated with the "soft" balata covers, properties which are still desired by the more skilled golfer.

Consequently, a number of two-piece (a solid resilient center or core with a molded cover) and three-piece (a liquid or solid center, elastomeric winding about the center, and a molded cover) golf balls have been produced to address these needs. The different types of materials utilized to formulate the cores, covers, etc. of these balls dramatically alters the balls' overall characteristics. In addition, multi-layered covers containing one or more ionomer resins have also been formulated in an attempt to produce a golf ball having the overall distance, playability and durability characteristics desired.

This was addressed by Spalding Sports Worldwide, Inc., the assignee of the present invention, in U.S. Pat. No. 4,431,193 where a multi-layered golf ball is produced by initially molding a first cover layer on a spherical core and then adding a second layer. The first layer is comprised of a hard, high flexural modulus resinous material such as type 1605 Surlyn® (now designated Surlyn® 8940). Type 1605 Surlyn® (Surlyn® 8940) is a sodium ion based low acid (less than or equal to 15 weight percent methacrylic acid) ionomer resin having a flexural modulus of about 51,000 psi. An outer layer of a comparatively soft, low flexural modulus resinous material such as type 1855 Surlyn® (now designated Surlyn® 9020) is molded over the inner cover layer. Type 1855 Surlyn® (Surlyn® 9020) is a zinc ion based low acid (10 weight percent methacrylic acid) ionomer resin having a flexural modulus of about 14,000 psi.

The '193 patent teaches that the hard, high flexural modulus resin which comprises the first layer provides for a gain in coefficient of restitution over the coefficient of restitution of the core. The increase in the coefficient of restitution provides a ball which serves to attain or approach the maximum initial velocity limit of 255 feet per second as provided by the United States Golf Association (U.S.G.A.) rules. The relatively soft, low flexural modulus outer layer provides for the advantageous "feel" and playing characteristics of a balata covered golf ball.

US 6,638,185 B2

3

In various attempts to produce a durable, high spin ionomer golf ball, the golfing industry has blended the hard ionomer resins with a number of softer ionomeric resins. U.S. Pat. Nos. 4,884,814 and 5,120,791 are directed to cover compositions containing blends of hard and soft ionomeric resins. The hard copolymers typically are made from an olefin and an unsaturated carboxylic acid. The soft copolymers are generally made from an olefin, an unsaturated carboxylic acid, and an acrylate ester. It has been found that golf ball covers formed from hard-soft ionomer blends tend to become scuffed more readily than covers made of hard ionomer alone. It would be useful to develop a golf ball having a combination of softness and durability which is better than the softness-durability combination of a golf ball cover made from a hard-soft ionomer blend.

Most professional golfers and good amateur golfers desire a golf ball that provides distance when hit off a driver, control and stopping ability on full iron shots, and high spin on short "touch and feel" shots. Many conventional two-piece and thread wound performance golf balls have undesirable high spin rates on full shots. The excessive spin on full shots is a sacrifice made in order to achieve more spin which is desired on the shorter touch shots. It would be beneficial to provide a golf ball which has high spin for touch shots without generating excessive spin on full shots.

SUMMARY OF THE INVENTION

An object of the invention is to provide a golf ball with a soft cover which has good scuff resistance.

Yet another object of the invention is to provide a golf ball having a favorable combination of spin rate and durability.

A further object of the invention is to provide a golf ball having a soft cover made from a cover material which is blended with minimal mixing difficulties.

Another object of the invention is to provide a method of making a golf ball which has a soft cover with good scuff resistance and cut resistance.

Another object of the invention is to provide a golf ball which has a high spin on shots of 250 feet or less and an average spin on full shots using a 9 iron.

Yet another object of the invention is to provide a method of making a durable golf ball with a relatively high spin rate.

A further object of the invention is to provide a multi-layer golf ball having exceptionally soft feel and high spin rates on short shots while maintaining good distance on full shots.

Yet another object of the invention is to provide a multi-layer golf ball having a high spin rate on short shots and not having an excessive spin rate on long shots.

Other objects will be in part obvious and in part pointed out more in detail hereafter.

In a first aspect, the present invention provides a golf ball, comprising a core, a thermoplastic inner cover layer formed over the core, the inner cover layer having a Shore D hardness of at least 60 as measured on the surface thereof, and an outer cover layer formed over the inner cover layer, the outer cover layer having a Shore D hardness of no more than 55 as measured on the surface thereof, the golf ball having a PGA compression of 100 or less and a coefficient of restitution of at least 0.770.

In another aspect, the present invention provides a golf ball comprising a core, an inner cover layer formed over the core, and an outer cover layer formed over the inner cover layer. The inner cover layer has a Shore D hardness of at least 60 as measured on the curved surface thereof and is

4

formed of a composition including at least one material selected from the group of consisting of polyphenylene ether/ionomer blends, ionomers, polyamides, polyurethanes, polyester elastomers, polyester amides, metallocene catalyzed polyolefins, and blends thereof. The outer cover layer has a Shore D hardness of no more than 55 as measured on the curved surface thereof. The golf ball has a spin factor of about 5, a PGA compression of 100 or less, and a coefficient of restitution of at least 0.770.

In yet another aspect, the present invention provides a golf ball comprising an inner ball and an outer cover layer formed over the inner ball. The inner ball comprises a core and an inner cover layer disposed about the core. The inner ball has a coefficient of restitution of at least 0.780. The outer cover layer has a Shore D hardness of no more than 55 as measured on the curved surface thereof. The golf ball has a coefficient of restitution of at least 0.770 and a PGA compression of 100 or less.

In a further aspect, the present invention provides a golf ball comprising a core, an inner cover layer disposed about the core, and an outer cover layer disposed about the inner cover layer. The inner cover layer has a Shore D hardness of at least 60 as measured on the curved surface thereof and comprises at least one material selected from the group consisting of polyphenylene ether/ionomer blends, ionomers, polyamides, polyurethanes, polyester elastomers, polyester amides, metallocene catalyzed polyolefins, and blends thereof. The outer cover layer has a Shore D hardness of no more than 55 as measured on the curved surface thereof and comprises at least one material selected from the group consisting of polyphenylene ether/ionomer blends, ionomers, polyamides, polyurethanes, polyester elastomers, polyester amides, metallocene catalyzed polyolefins, and blends thereof. The golf ball has a PGA compression of 100 or less and a coefficient of restitution of at least 0.770.

The invention accordingly comprises the several steps and the relation of one or more of such steps with respect to each of the others and the articles possessing the features, properties, and the relation of elements exemplified in the following detailed disclosure.

BRIEF DESCRIPTION OF THE DRAWINGS

The following is a brief description of the drawings, which are presented for the purposes of illustrating the invention and not for the purposes of limiting the same.

FIG. 1 is a cross-sectional view of a golf ball embodying the invention illustrating a core 10 and a cover 12 consisting of an inner layer 14 and an outer layer 16 having dimples 18; and

FIG. 2 is a diametrical cross-sectional view of a golf ball of the invention having a core 10 and a cover 12 made of an inner layer 14 and an outer layer 16 having dimples 18.

DETAILED OF THE PREFERRED EMBODIMENTS

The present invention relates to improved multi-layer golf balls, particularly a golf ball comprising a multi-layered cover 12 over a solid core 10, and method for making same. The golf balls of the invention, which can be of a standard or enlarged size, have a unique combination of high coefficient of restitution and a high spin rate on short shots.

The core 10 of the golf ball can be formed of a solid, a liquid, or any other substance which will result in an inner ball, i.e. core and inner cover layer, having the desired COR, compression and hardness. The multi-layered cover 12 com-

US 6,638,185 B2

5

prises two layers: a first or inner layer or ply 14 and a second or outer layer or ply 16. The inner layer 14 can be ionomer, ionomer blends, non-ionomer, non-ionomer blends, or blends of ionomer and non-ionomer. The outer layer 16 is softer than the inner layer and can be ionomer, ionomer blends, non-ionomer, non-ionomer blends or blends of ionomer and non-ionomer.

In a first preferred embodiment, the inner layer 14 is comprised of a high acid (i.e. greater than 16 weight percent acid) ionomer resin or high acid ionomer blend. Preferably, the inner layer is comprised of a blend of two or more high acid (i.e. at least 16 weight percent acid) ionomer resins neutralized to various extents by different metal cations. The inner cover layer may or may not include a metal stearate (e.g., zinc stearate) or other metal fatty acid salt. The purpose of the metal stearate or other metal fatty acid salt is to lower the cost of production without affecting the overall performance of the finished golf ball. In a second embodiment, the inner layer 14 is comprised of a low acid (i.e. 16 weight percent acid or less) ionomer blend. Preferably, the inner layer is comprised of a blend of two or more low acid (i.e. 16 weight percent acid or less) ionomer resins neutralized to various extents by different metal cations. The inner cover layer may or may not include a metal stearate (e.g., zinc stearate) or other metal fatty acid salt.

It has been found that a hard inner layer provides for a substantial increase in resilience (i.e., enhanced distance) over known multi-layer covered balls. The softer outer layer provides for desirable "feel" and high spin rate while maintaining respectable resiliency. The soft outer layer allows the cover to deform more during impact and increases the area of contact between the club face and the cover, thereby imparting more spin on the ball. As a result, the soft cover provides the ball with a balata-like feel and playability characteristics with improved distance and durability. Consequently, the overall combination of the inner and outer cover layers results in a golf ball having enhanced resilience (improved travel distance) and durability (i.e. cut resistance, etc.) characteristics while maintaining and in many instances, improving, the playability properties of the ball.

The combination of a hard inner cover layer with a soft, relatively low modulus ionomer, ionomer blend or other non-ionomeric thermoplastic elastomer outer cover layer provides for excellent overall coefficient of restitution (i.e., excellent resilience) because of the improved resiliency produced by the inner cover layer. While some improvement in resiliency is also produced by the outer cover layer, the outer cover layer generally provides for a more desirable feel and high spin, particularly at lower swing speeds with highly lofted clubs such as half wedge shots.

Inner Cover Layer

The inner cover layer is harder than the outer cover layer and generally has a thickness in the range of 0.01 to 0.15 inches, preferably 0.01-0.10 inches, more preferably 0.03 to 0.07 inches for a 1.68 inch ball and 0.05 to 0.10 inches for a 1.72 inch (or more) ball. The core and inner cover layer together form an inner ball having a coefficient of restitution of 0.780 or more and more preferably 0.790 or more, and a diameter in the range of 1.48-1.66 inches for a 1.68 inch ball and 1.50-1.70 inches for a 1.72 inch (or more) ball. The inner cover layer has a Shore D hardness of 60 or more. It is particularly advantageous if the golf balls of the invention have an inner layer with a Shore D hardness of 65 or more.

6

The above-described characteristics of the inner cover layer provide an inner ball having a PGA compression of 100 or less. It is found that when the inner ball has a PGA compression of 90 or less, excellent playability results.

The inner layer compositions of the embodiments described herein may include the high acid ionomers such as those developed by E.I. DuPont de Nemours & Company under the trademark Surlyn® and by Exxon Corporation under the trademark Escor® or tradename Iotek®, or blends thereof. Examples of compositions which may be used as the inner layer herein are set forth in detail in U.S. Ser. No. 08/174,765, now abandoned, which is a continuation of U.S. Ser. No. 07/776,803 filed Oct. 15, 1991, now abandoned, and Ser. No. 08/493,089, issued as U.S. Pat. No. 5,688,869, which is a continuation of Ser. No. 07/981,751, now abandoned, which in turn is a continuation of Ser. No. 07/901,660 filed Jun. 19, 1992, now abandoned, all of which are incorporated herein by reference. Of course, the inner layer high acid ionomer compositions are not limited in any way to those compositions set forth in said copending applications.

The high acid ionomers which may be suitable for use in formulating the inner layer compositions of the subject first and third embodiments of the invention are ionic copolymers which are the metal, i.e., sodium, zinc, magnesium, etc., salts of the reaction product of an olefin having from about 2 to 8 carbon atoms and an unsaturated monocarboxylic acid having from about 3 to 8 carbon atoms. Preferably, the ionomeric resins are copolymers of ethylene and either acrylic or methacrylic acid. In some circumstances, an additional comonomer such as an acrylate ester (i.e., iso- or n-butylacrylate, etc.) can also be included to produce a softer terpolymer. The carboxylic acid groups of the copolymer are partially neutralized (i.e., approximately 10-100%, preferably 30-70%) by the metal ions. Each of the high acid ionomer resins which may be included in the inner layer cover compositions of the invention contains greater than about 16% by weight of a carboxylic acid, preferably from about 17% to about 25% by weight of a carboxylic acid, more preferably from about 18.5% to about 21.5% by weight of a carboxylic acid.

Although the inner layer cover composition preferably includes a high acid ionomeric resin and the scope of the patent embraces all known high acid ionomeric resins falling within the parameters set forth above, only a relatively limited number of these high acid ionomeric resins have recently become commercially available.

The high acid ionomeric resins available from Exxon under the designation Escor® and/or Iotek®, are somewhat similar to the high acid ionomeric resins available under the Surlyn® trademark. However, since the Escor®/Iotek® ionomeric resins are sodium or zinc salts of poly(ethylene-acrylic acid) and the Surlyn® resins are zinc, sodium, magnesium, etc. salts of poly(ethylene-methacrylic acid), distinct differences in properties exist.

Examples of the high acid methacrylic acid based ionomers found suitable for use in accordance with this invention include Surlyn® 8220 and 8240 (both formerly known as forms of Surlyn® AD-8422), Surlyn® 9220 (zinc cation), Surlyn® SEP-503-1 (zinc cation), and Surlyn® SEP-503-2 (magnesium cation). According to DuPont, all of these ionomers contain from about 18.5 to about 21.5% by weight methacrylic acid.

More particularly, Surlyn® AD-8422 is currently commercially available from DuPont in a number of different grades (i.e., AD-8422-2, AD-8422-3, AD-8422-5, etc.)

US 6,638,185 B2

7

based upon differences in melt index. According to DuPont, Surlyn® 8422, which is believed recently to have been redesignated as 8220 and 8240, offers the following general

8

properties when compared to Surlyn® 8920, the stiffest, hardest of all on the low acid grades (referred to as "hard" ionomers in U.S. Pat. No. 4,884,814):

TABLE 1

	LOW ACID (15 wt % Acid)		HIGH ACID (>20 wt % Acid)	
	SURLYN® 8920	SURLYN® 8422-2	SURLYN® 8422-3	
<u>IONOMER</u>				
Cation	Na	Na	Na	
Melt Index	1.2	2.8	1.0	
Sodium, Wt %	2.3	1.9	2.4	
Base Resin MI	60	60	60	
MP ¹ , ° C.	88	86	85	
FP ¹ , ° C.	47	48.5	45	
<u>COMPRESSION MOLDING²</u>				
Tensile Break (psi)	4350	4190	5330	
Yield (psi)	2880	3670	3590	
Elongation (%)	315	263	289	
Flex Modulus (Kpsi)	53.2	76.4	88.3	
Shore D Hardness	66	67	68	

¹DSC second heat, 10° C./min heating rate.

²Samples compression molded at 150° C. annealed 24 hours at 60° C. 8422-2, -3 were homogenized at 190° C. before molding.

In comparing Surlyn® 8920 to Surlyn® 8422-2 and Surlyn® 8422-3, it is noted that the high acid Surlyn® 8422-2 and 8422-3 ionomers have a higher tensile yield, lower elongation, slightly higher Shore D hardness and much higher flexural modulus. Surlyn® 8920 contains 15 weight percent methacrylic acid and is 59% neutralized with sodium.

In addition, Surlyn® SEP-503-1 (zinc cation) and Surlyn® SEP-503-2 (magnesium cation) are high acid zinc and magnesium versions of the Surlyn® AD 8422 high acid ionomers. When compared to the Surlyn® AD 8422 high acid ionomers, the Surlyn® SEP-503-1 and SEP-503-2 ionomers can be defined as follows:

Surlyn® Ionomer	Ion	Melt Index	Neutralization %
AD 8422-3	Na	1.0	45
SEP 503-1	Zn	0.8	38
SEP 503-2	Mg	1.8	43

Furthermore, Surlyn® 8162 is a zinc cation ionomer resin containing approximately 20% by weight (i.e. 18.5-21.5% weight) methacrylic acid copolymer that has been 30-70% neutralized. Surlyn® 8162 is currently commercially available from DuPont.

Examples of the high acid acrylic acid based ionomers suitable for use in the present invention also include the Escor® or Iotek® high acid ethylene acrylic acid ionomers produced by Exxon such as Ex 1001, 1002, 959, 960, 989, 990, 1003, 1004, 993, 994. In this regard, Escor® or Iotek® 959 is a sodium ion neutralized ethylene-acrylic neutralized ethylene-acrylic acid copolymer. According to Exxon, Ioteks® 959 and 960 contain from about 19.0 to about 21.0% by weight acrylic acid with approximately 30 to about 70 percent of the acid groups neutralized with sodium and zinc ions, respectively. The physical properties of these high acid acrylic acid based ionomers are as follows:

US 6,638,185 B2

9

10

TABLE 2

Property	Exxon High Acid Ionomers					
	Ex 1001	Ex 1002	ESCOR ® (IOTEX) 959	Ex 1003	Ex 1004	ESCOR ® (IOTEX) 960
Melt Index, g/10 min.	1.0	1.6	2.1	1.1	2.0	1.8
Cation	Na	Na	Na	Zn	Zn	Zn
Melting Point, ° C.	83.7	83.7	—	82	82.5	79
Vicat Softening Point, ° C.	51.5	51.5	58	56	55	55
Tensile @ Break	34.4 MPa	31.7 MPa	34 MPa	24.8 MPa	20.6 MPa	24 MPa
Elongation @ Break, %	341	348	280	387	437	430
Hardness, Shore D	63	62	65	54	53	57
Flexural Modulus	365 MPa	380 MPa	480 MPa	147 MPa	130 MPa	170 MPa

TABLE 3

Property	Unit	Additional Exxon High Acid Ionomers			
		EX 989	EX 993	EX 994	EX 990
Melt Index	g/10 min.	1.30	1.25	1.32	1.24
Moisture	ppm	482	214	997	654
Cation Type	—	Na	Li	K	Zn
M+ content by AAS	wt %	2.74	0.87	4.54	0
Zn content by AAS	wt %	0	0	0	3.16
Density	kg/m ³	959	945	976	977
Vicat softening point	° C.	52.5	51	50	55.0
Crystallization point	° C.	40.1	39.8	44.9	54.4
Melting point	° C.	82.6	81.0	80.4	81.0
Tensile at yield	MPa	23.8	24.6	22	15.5
Tensile at break	MPa	32.3	31.1	29.7	23.8
Elongation at break	%	330	260	340	357
1% secant modulus	MPa	389	379	312	205
Flexural modulus	MPa	340	368	303	183
Abrasion resistance	mg	20.0	9.2	15.2	20.5
Hardness Shore D	—	62	62.5	61	56
Zwick Rebound	%	61	63	59	48

Furthermore, as a result of the development by the assignee of this application of a number of new high acid ionomers neutralized to various extents by several different types of metal cations, such as by manganese, lithium, potassium, calcium and nickel cations, several new high acid ionomers and/or high acid ionomer blends besides sodium, zinc and magnesium high acid ionomers or ionomer blends are now available for golf ball cover production. It has been found that these new cation neutralized high acid ionomer blends produce inner cover layer compositions exhibiting enhanced hardness and resilience due to synergies which occur during processing. Consequently, the metal cation neutralized high acid ionomer resins recently produced can be blended to produce substantially higher C.O.R.'s than those produced by the low acid ionomer inner cover compositions presently commercially available.

More particularly, several new metal cation neutralized high acid ionomer resins have been produced by the inventor by neutralizing, to various extents, high acid copolymers of an alpha-olefin and an alpha, beta-unsaturated carboxylic acid with a wide variety of different metal cation salts. This discovery is the subject matter of U.S. application Ser. No. 08/493,089, now U.S. Pat. No. 5,688,869, incorporated herein by reference. It has been found that numerous new metal cation neutralized high acid ionomer resins can be obtained by reacting a high acid copolymer (i.e. a copolymer containing greater than 16% by weight acid, preferably from about 17 to about 25 weight percent acid, and more prefer-

ably about 20 weight percent acid), with a metal cation salt capable of ionizing or neutralizing the copolymer to the extent desired (i.e. from about 10% to 90%).

The base copolymer is made up of greater than 16% by weight of an alpha, beta-unsaturated carboxylic acid and an alpha-olefin. Optionally, a softening comonomer can be included in the copolymer. Generally, the alpha-olefin has from 2 to 10 carbon atoms and is preferably ethylene, and the unsaturated carboxylic acid is a carboxylic acid having from about 3 to 8 carbons. Examples of such acids include acrylic acid, methacrylic acid, ethacrylic acid, chloroacrylic acid, crotonic acid, maleic acid, fumaric acid, and itaconic acid, with acrylic acid being preferred.

The softening comonomer that can be optionally included in the inner cover layer for the golf ball of the invention may be selected from the group consisting of vinyl esters of aliphatic carboxylic acids wherein the acids have 2 to 10 carbon atoms, vinyl ethers wherein the alkyl groups contains 1 to 10 carbon atoms, and alkyl acrylates or methacrylates wherein the alkyl group contains 1 to 10 carbon atoms. Suitable softening comonomers include vinyl acetate, methyl acrylate, methyl methacrylate, ethyl acrylate, ethyl methacrylate, butyl acrylate, butyl methacrylate, or the like.

Consequently, examples of a number of copolymers suitable for use to produce the high acid ionomers included in the present invention include, but are not limited to, high acid embodiments of an ethylene/acrylic acid copolymer, an ethylene/methacrylic acid copolymer, an ethylene/itaconic acid copolymer, an ethylene/maleic acid copolymer, an ethylene/methacrylic acid/vinyl acetate copolymer, an ethylene/acrylic acid/vinyl alcohol copolymer, etc. The base copolymer broadly contains greater than 16% by weight unsaturated carboxylic acid, from about 39 to about 83% by weight ethylene and from 0 to about 40% by weight of a softening comonomer. Preferably, the copolymer contains about 20% by weight unsaturated carboxylic acid and about 80% by weight ethylene. Most preferably, the copolymer contains about 20% acrylic acid with the remainder being ethylene.

Along these lines, examples of the preferred high acid base copolymers which fulfill the criteria set forth above, are a series of ethylene-acrylic copolymers which are commercially available from The Dow Chemical Company, Midland, Michigan, under the Primacor® designation. These high acid base copolymers exhibit the typical properties set forth below in Table 4.

US 6,638,185 B2

11

12

TABLE 4

Typical Properties of Primacor Ethylene-Acrylic Acid Copolymer							
GRADE	PERCENT ACID	DENSITY G/CC	MELT INDEX	TENSILE YD ST G/10 MIN	FLEXURAL MODULUS (PSI)	VICAT SOFT PT (° PSI)	SHORE D HARDNESS (° C.)
ASTM		D-792	D-1238*	D-630	D-790	D-1525	D-2240
5980	20.0	0.958	300.0	—	4800	43	50
5990	20.0	0.955	1300.0	650		40	42
5981	20.0	0.960	300.0	900	3200	46	48
5983	20.0	0.958	500.0	850	3100	44	45
5991	20.0	0.953	2600.0	635	2600	38	40

*190° C.

Due to the high molecular weight of the Primacor® 5981 grade of the ethylene-acrylic acid copolymer, this copolymer is the more preferred grade utilized in the invention.

The metal cation salts utilized in the invention are those salts which provide the metal cations capable of neutralizing, to various extents, the carboxylic acid groups of the high acid copolymer. These include acetate, oxide or hydroxide salts of lithium, calcium, zinc, sodium, potassium, nickel, magnesium, and manganese.

Examples of such lithium ion sources are lithium hydroxide monohydrate, lithium hydroxide, lithium oxide and lithium acetate. Sources for the calcium ion include calcium hydroxide, calcium acetate and calcium oxide. Suitable zinc ion sources are zinc acetate dihydrate and zinc acetate, a blend of zinc oxide and acetic acid. Examples of sodium ion sources are sodium hydroxide and sodium acetate. Sources for the potassium ion include potassium hydroxide and potassium acetate. Suitable nickel ion sources are nickel acetate, nickel oxide and nickel hydroxide. Sources of magnesium include magnesium oxide, magnesium hydroxide, and magnesium acetate. Sources of manganese include manganese acetate and manganese oxide.

The new metal cation neutralized high acid ionomer resins are produced by reacting the high acid base copolymer with various amounts of the metal cation salts above the crystalline melting point of the copolymer, such as at a

temperature from about 200° F. to about 500° F., preferably from about 250° F. to about 350° F. under high shear conditions at a pressure of from about 10 psi to 10,000 psi. Other well known blending techniques may also be used. The amount of metal cation salt utilized to produce the new metal cation neutralized high acid based ionomer resins is the quantity which provides a sufficient amount of the metal cations to neutralize the desired percentage of the carboxylic acid groups in the high acid copolymer. The extent of neutralization is generally from about 10% to about 90%.

As indicated below in Table 5 and more specifically in Example 1 in U.S. application Ser. No. 08/493,089, issued as U.S. Pat. No. 5,688,869, a number of new types of metal cation neutralized high acid ionomers can be obtained from the above indicated process. These include new high acid ionomer resins neutralized to various extents with manganese, lithium, potassium, calcium and nickel cations. In addition, when a high acid ethylene/acrylic acid copolymer is utilized as the base copolymer component of the invention and this component is subsequently neutralized to various extents with the metal cation salts producing acrylic acid based high acid ionomer resins neutralized with cations such as sodium, potassium, lithium, zinc, magnesium, manganese, calcium and nickel, several new cation neutralized acrylic acid based high acid ionomer resins are produced.

TABLE 5

Formulation No.	Wt-% Cation Salt	Wt % Neutralization	Melt Index	C.O.R.	Shore D Hardness
1 (NaOH)	6.98	67.5	0.9	.804	71
2 (NaOH)	5.66	54.0	2.4	.808	73
3 (NaOH)	3.84	35.9	12.2	.812	69
4 (NaOH)	2.91	27.0	17.5	.812	(brittle)
5 (MnAc)	19.6	71.7	7.5	.809	73
6 (MnAc)	23.1	88.3	3.5	.814	77
7 (MnAc)	15.3	53.0	7.5	.810	72
8 (MnAc)	26.5	106	0.7	.813	(brittle)
9 (LiOH)	4.54	71.3	0.6	.810	74
10 (LiOH)	3.38	52.5	4.2	.818	72
11 (LiOH)	2.34	35.9	18.6	.815	72
12 (KOH)	5.30	36.0	19.3	Broke	70
13 (KOH)	8.26	57.9	7.18	.804	70
14 (KOH)	10.7	77.0	4.3	.801	67
15 (ZnAc)	17.9	71.5	0.2	.806	71
16 (ZnAc)	13.9	53.0	0.9	.797	69
17 (ZnAc)	9.91	36.1	3.4	.793	67
18 (HgAc)	17.4	70.7	2.8	.814	74
19 (HgAc)	20.6	87.1	1.5	.815	76
20 (HgAc)	13.8	53.8	4.1	.814	74
21 (CuAc)	13.2	69.2	1.1	.813	74

US 6,638,185 B2

13

14

TABLE 5-continued

Formulation No.	Wt-% Cation Salt	Wt % Neutralization	Melt Index	C.O.R.	Shore D Hardness
22 (CaAc)	7.12	34.9	10.1	.808	70
Controls:					
Hardness	50/50 Blend of Iotek® 8000/7030 C.O.R. = 810/65 Shore D				
Hardness	DuPont High Acid Surlyn® 8422 (Na) C.O.R. = 811/70 Shore D				
Hardness	DuPont High Acid Surlyn® 8162 (Zn) C.O.R. = 807/65 Shore D				
Hardness	Exxon High Acid Iotek® IX-960 (Zn) C.O.R. = 796/65 Shore D				
23 (HgO)	2.91	53.5	2.5	.813	
24 (HgO)	3.85	71.5	2.8	.808	
25 (HgO)	4.76	89.3	1.1	.809	
26 (HgO)	1.96	35.7	7.5	.815	
Control for formulation 23-26 is 50/50 Iotek® 8000/7030					
C.O.R. = 814, Formulation 26 C.O.R. was normalized to that control accordingly					
27 (NiAc)	13.04	61.1	0.2	.802	71
28 (NiAc)	10.71	48.9	0.5	.799	72
29 (NiAc)	8.26	36.7	1.8	.796	63
30 (NiAc)	5.66	24.4	7.5	.786	64
Control for Formulation No. 27-30 is 50/50 Iotek 8000/7030, C.O.R. = .807					

When compared to low acid versions of similar cation neutralized ionomer resins, the new metal cation neutralized high acid ionomer resins exhibit enhanced hardness, modulus and resilience characteristics. These are properties that are particularly desirable in a number of thermoplastic fields, including the field of golf ball manufacturing.

When utilized in the construction of the inner layer of a multi-layered golf ball, it has been found that the new acrylic acid based high acid ionomers extend the range of hardness beyond that previously obtainable while maintaining the beneficial properties (i.e. durability, click, feel, etc.) of the softer low acid ionomer covered balls, such as balls produced utilizing the low acid ionomers disclosed in U.S. Pat. Nos. 4,884,814 and 4,911,451.

Moreover, as a result of the development of a number of new acrylic acid based high acid ionomer resins neutralized to various extents by several different types of metal cations, such as manganese, lithium, potassium, calcium and nickel cations, several new ionomers or ionomer blends are now available for production of an inner cover layer of a multi-layered golf ball. By using these high acid ionomer resins, harder, stiffer inner cover layers having higher C.O.R.s, and thus longer distance, can be obtained.

More preferably, it has been found that when two or more of the above-indicated high acid ionomers, particularly blends of sodium and zinc high acid ionomers, are processed to produce the covers of multi-layered golf balls, (i.e., the inner cover layer herein) the resulting golf balls will travel further than previously known multi-layered golf balls produced with low acid ionomer resin covers due to the balls' enhanced coefficient of restitution values.

The low acid ionomers which may be suitable for use in formulating the inner layer compositions of the subject invention are ionic copolymers which are the metal, i.e., sodium, zinc, magnesium, etc., salts of the reaction product of an olefin having from about 2 to 8 carbon atoms and an unsaturated monocarboxylic acid having from about 3 to 8 carbon atoms. Preferably, the ionomeric resins are copolymers of ethylene and either acrylic or methacrylic acid. In some circumstances, an additional comonomer such as an acrylate ester (i.e., iso- or n-butylacrylate, etc.) can also be included to produce a softer terpolymer. The carboxylic acid groups of the copolymer are partially neutralized (i.e., approximately 10-100%, preferably 30-70%) by the metal ions. Each of the low acid ionomer resins which may be included in the inner layer cover compositions of the invention contains 16% by weight or less of a carboxylic acid.

The inner layer compositions include the low acid ionomers such as those developed and sold by E.I. DuPont de Nemours & Company under the trademark Surlyn® and by Exxon Corporation under the trademark Escor® or trademark Iotek®, or blends thereof.

The low acid ionomer resins available from Exxon under the designation Escor® and/or Iotek®, are somewhat similar to the low acid ionomeric resins available under the Surlyn® trademark. However, since the Escor®/Iotek® ionomeric resins are sodium or zinc salts of poly(ethylene-acrylic acid) and the Surlyn® resins are zinc, sodium, magnesium, etc. salts of poly(ethylene-methacrylic acid), distinct differences in properties exist.

When utilized in the construction of the inner layer of a multi-layered golf ball, it has been found that the low acid ionomer blends extend the range of compression and spin rates beyond that previously obtainable. More preferably, it has been found that when two or more low acid ionomers, particularly blends of sodium and zinc ionomers, are processed to produce the covers of multi-layered golf balls, (i.e., the inner cover layer herein) the resulting golf balls will travel further and at an enhanced spin rate than previously known multi-layered golf balls. Such an improvement is particularly noticeable in enlarged or oversized golf balls.

As shown in the Examples, use of an inner layer formulated from blends of lower acid ionomers produces multi-layer golf balls having enhanced compression and spin rates. These are the properties desired by the more skilled golfer.

In one embodiment of the inner cover layer, a blend of high and low acid ionomer resins is used. These can be the ionomer resins described above, combined in a weight ratio which preferably is within the range of 10-90 to 90-10 high and low acid ionomer resins.

Another embodiment of the inner cover layer is primarily or fully non-ionomeric thermoplastic material. Suitable non-ionomeric materials include metallocene catalyzed polyolefins or polyamides, polyamide/ionomer blends, polyphenylene ether/ionomer blends, etc., which have a Shore D hardness of at least 60 and a flex modulus of greater than about 30,000 psi, or other hardness and flex modulus values which are comparable to the properties of the ionomers described above. Other suitable materials include but are not limited to thermoplastic or thermosetting polyurethanes, thermoplastic block polyesters, e.g., a polyester elastomer such as that marketed by DuPont under the trademark Hyrel®, or thermoplastic block polyamides, e.g., a poly-

US 6,638,185 B2

15

other amide such as that marketed by Elf Atochem S.A. under the trademark Pebax®, a blend of two or more non-ionomeric thermoplastic elastomers, or a blend of one or more ionomers and one or more non-ionomeric thermoplastic elastomers. These materials can be blended with the ionomers described above in order to reduce cost relative to the use of higher quantities of ionomer.

Outer Cover Layer

While the core with the hard inner cover layer formed thereon provides the multi-layer golf ball with power and distance, the outer cover layer 16 is comparatively softer than the inner cover layer. The softness provides for the feel and playability characteristics typically associated with balata or balata-blend balls. The outer cover layer or ply is comprised of a relatively soft, low modulus (about 1,000 psi to about 10,000 psi) and, in one embodiment, low acid (less than 16 weight percent acid) ionomer, an ionomer blend, a non-ionomeric thermoplastic or thermosetting material such as, but not limited to, a metallocene catalyzed polyolefin such as Exact® material available from Exxon®, a thermoplastic or thermoset polyurethane, thermoplastic block polyesters, e.g., a polyester elastomer such as that marketed by DuPont under the trademark Hytrel®, or thermoplastic block polyamides, such as a polyether amide such as that marketed by Elf Atochem S.A. under the trademark Pebax®, a blend of two or more non-ionomeric thermoplastic or thermosetting materials, or a blend of one or more ionomers and one or more non-ionomeric thermoplastic materials. The outer layer is 0.010 to about 0.15 inches in thickness, preferably 0.01–0.10 inches in thickness, more desirably 0.03 to 0.06 inches in thickness for a 1.680 inch ball and 0.04 to 0.07 inches in thickness for a 1.72 inch or more ball), but thick enough to achieve desired playability characteristics while minimizing expense. Thickness is defined as the average thickness of the non-dimpled areas of the outer cover layer. The outer cover layer 16 has a Shore D hardness of 55 or less, and more preferably 50 or less.

In one embodiment, the outer cover layer preferably is formed from an ionomer which constitutes at least 75 weight % of an acrylate ester-containing ionic copolymer or blend of acrylate ester-containing ionic copolymers. This type of outer cover layer in combination with the core and inner cover layer described above results in golf ball covers having a favorable combination of durability and spin rate. The one or more acrylate ester-containing ionic copolymers each contain an olefin, an acrylate ester, and an acid. In a blend of two or more acrylate ester-containing ionic copolymers, each copolymer may contain the same or a different olefin, acrylate ester and acid than are contained in the other copolymers. Preferably, the acrylate ester-containing ionic copolymer or copolymers are terpolymers, but additional monomers can be combined into the copolymers if the monomers do not substantially reduce the scuff resistance or other good playability properties of the cover.

For a given copolymer, the olefin is selected from the group consisting of olefins having 2 to 8 carbon atoms, including, as non-limiting examples, ethylene, propylene, butene-1, hexene-1 and the like. Preferably the olefin is ethylene.

The acrylate ester is an unsaturated monomer having from 1 to 21 carbon atoms which serves as a softening comonomer. The acrylate ester preferably is methyl, ethyl, n-propyl, n-butyl, n-octyl, 2-ethylhexyl, or 2-methoxyethyl 1-acrylate, and most preferably is methyl acrylate or n-butyl acrylate. Another suitable type of softening comonomer is an alkyl

16

vinyl ether selected from the group consisting of n-butyl, n-hexyl, 2-ethylhexyl, and 2-methoxyethyl vinyl ethers.

The acid is a mono- or dicarboxylic acid and preferably is selected from the group consisting of methacrylic, acrylic, ethacrylic, α -chloroacrylic, crotonic, maleic, fumaric, and itaconic acid, or the like, and half esters of maleic, fumaric and itaconic acid, or the like. The acid group of the copolymer is 10–100% neutralized with any suitable cation, for example, zinc, sodium, magnesium, lithium, potassium, calcium, manganese, nickel, chromium, tin, aluminum, or the like. It has been found that particularly good results are obtained when the neutralization level is about 50–100%.

The one or more acrylate ester-containing ionic copolymers each has an individual Shore D hardness of about 5–64. The overall Shore D hardness of the outer cover is 55 or less, and generally is 40–55. It is preferred that the overall Shore D hardness of the outer cover is in the range of 40–50 in order to impart particularly good playability characteristics to the ball.

The outer cover layer of the invention is formed over a core to result in a golf ball having a coefficient of restitution of at least 0.770, more preferably at least 0.780, and most preferably at least 0.790. The coefficient of restitution of the ball will depend upon the properties of both the core and the cover. The PGA compression of the golf ball is 100 or less, and preferably is 90 or less.

The acrylate ester-containing ionic copolymer or copolymers used in the outer cover layer can be obtained by neutralizing commercially available acrylate ester-containing acid copolymers such as polyethylene-methyl acrylate-acrylic acid terpolymers, including Escor® ATX (Exxon Chemical Company) or poly (ethylene-butyl acrylate-methacrylic acid) terpolymers, including Nucrel® (DuPont Chemical Company). Particularly preferred commercially available materials include ATX 320, ATX 325, ATX 310, ATX 350, and blends of these materials with Nucrel® 010 and Nucrel® 035. The acid groups of these materials and blends are neutralized with one or more of various cation salts including zinc, sodium, magnesium, lithium, potassium, calcium, manganese, nickel, etc. The degree of neutralization ranges from 10–100%. Generally, a higher degree of neutralization results in a harder and tougher cover material. The properties of non-limiting examples of commercially available un-neutralized acid terpolymers which can be used to form the golf ball outer cover layers of the invention are provided below in Table 6.

TABLE 6

Trade Name	Melt Index dg/min ASTM D1238	Acid No. % KOH/g	Flex modulus MPa (ASTM D790)	Hardness (Shore D)
ATX 310	6	45	80	44
ATX 320	5	45	50	34
ATX 325	20	45	9	30
ATX 350	6	15	20	28
Nucrel® 010	11	60	40	40
Nucrel® 035	35	60	59	40

The ionomer resins used to form the outer cover layers can be produced by reacting the acrylate ester-containing acid copolymer with various amounts of the metal cation salts at a temperature above the crystalline melting point of the copolymer, such as a temperature from about 200° F. to about 500° F., preferably from about 250° F. to about 350° F., under high shear conditions at a pressure of from about 100 psi to 10,000 psi. Other well known blending techniques

US 6,638,185 B2

17

may also be used. The amount of metal cation salt utilized to produce the neutralized ionic copolymers is the quantity which provides a sufficient amount of the metal cations to neutralize the desired percentage of the carboxylic acid groups in the high acid copolymer. When two or more different copolymers are to be used, the copolymers can be blended before or after neutralization. Generally, it is preferable to blend the copolymers before they are neutralized to provide for optimal mixing.

The compatibility of the acrylate ester-containing copolymers with each other in a copolymer blend produces a golf ball outer cover layer having a surprisingly good scuff resistance for a given hardness of the outer cover layer. The golf ball according to the invention has a scuff resistance of no higher than 3.0. It is preferred that the golf ball has a scuff resistance of no higher than about 2.5 to ensure that the golf ball is scuff resistant when used in conjunction with a variety of types of clubs, including sharp-grooved irons, which are particularly inclined to result in scuffing of golf ball covers. The best results according to the invention are obtained when the outer cover layer has a scuff resistance of no more than about 2.0. The scuff resistance test is described in detail below.

Additional materials may also be added to the inner and outer cover layer of the present invention as long as they do not substantially reduce the playability properties of the ball. Such materials include dyes (for example, Ultramarine Blue™ sold by Whitaker, Clark, and Daniels of South Plainsfield, N.J.) (see U.S. Pat. No. 4,679,795); pigments such as titanium dioxide, zinc oxide, barium sulfate and zinc sulfide; UV absorbers; antioxidants; antistatic agents; and stabilizers. Moreover, the cover compositions of the present invention may also contain softening agents such as those disclosed in U.S. Pat. Nos. 5,312,857 and 5,306,760, including plasticizers, metal stearates, processing acids, etc., and reinforcing materials such as glass fibers and inorganic fillers, as long as the desired properties produced by the golf ball covers of the invention are not impaired.

The outer layer in another embodiment of the invention includes a blend of a soft (low acid) ionomer resin with a small amount of a hard (high acid) ionomer resin. A low modulus ionomer suitable for use in the outer layer blend has a flexural modulus measuring from about 1,000 to about 10,000 psi, with a hardness of about 20 to about 40 on the Shore D scale. A high modulus ionomer herein is one which measures from about 15,000 to about 70,000 psi as measured in accordance with ASTM method D-790. The hardness may be defined as at least 50 on the Shore D scale as measured in accordance with ASTM method D-2240.

Soft ionomers primarily are used in formulating the hard/soft blends of the cover compositions. These ionomers include acrylic acid and methacrylic acid based soft ionomers. They are generally characterized as comprising sodium, zinc, or other mono- or divalent metal cation salts of a terpolymer of an olefin having from about 2 to 8 carbon atoms, methacrylic acid, acrylic acid, or another α , β -unsaturated carboxylic acid, and an unsaturated monomer of the acrylate ester class having from 1 to 21 carbon atoms. The soft ionomer is preferably made from an acrylic acid base polymer in an unsaturated monomer of the acrylate ester class.

Certain ethylene-acrylic acid based soft ionomer resins developed by the Exxon Corporation under the designation lotek® 7520 (referred to experimentally by differences in neutralization and melt indexes as LDX 195, LDX 196, LDX 218 and LDX 219) may be combined with known hard

18

ionomers such as those indicated above to produce the inner and outer cover layers. The combination produces higher C.O.R.s at equal or softer hardness, higher melt flow (which corresponds to improved, more efficient molding, i.e., fewer rejects) as well as significant cost savings versus the outer layer of multi-layer balls produced by other known hard-soft ionomer blends as a result of the lower overall raw materials costs and improved yields.

Test data collected indicates that lotek® 7520 resins have Shore D hardnesses of about 32 to 36 (per ASTM D-2240), melt flow indexes of 3 ± 0.5 g/10 min (at 190° C. per ASTM D-1288), and a flexural modulus of about 2500-3500 psi (per ASTM D-790). Furthermore, testing by an independent testing laboratory by pyrolysis mass spectrometry indicates that lotek® 7520 resins are generally zinc salts of a terpolymer of ethylene, acrylic acid, and methyl acrylate.

Furthermore, it has been found that a grade of an acrylic acid based soft ionomer available from the Exxon Corporation under the designation lotek® 7510 is also effective when combined with the hard ionomers indicated above in producing golf ball covers exhibiting higher C.O.R. values at equal or softer hardness than those produced by known hard-soft ionomer blends. In this regard, lotek® 7510 has the advantages (i.e. improved flow, higher C.O.R. values at equal hardness, increased clarity, etc.) produced by the lotek® 7520 resin when compared to the methacrylic acid base soft ionomers known in the art (such as the Surlyn® 8625 and the Surlyn® 8629 combinations disclosed in U.S. Pat. No. 4,884,814).

In addition, lotek® 7510, when compared to lotek® 7520, produces slightly higher C.O.R. values at equal softness/hardness due to the lotek® 7510's higher hardness and neutralization. Similarly, lotek® 7510 produces better release properties (from the mold cavities) due to its slightly higher stiffness and lower flow rate than lotek® 7520. This is important in production where the soft covered balls tend to have lower yields caused by sticking in the molds and subsequent punched pin marks from the knockouts.

According to Exxon, lotek® 7510 is of similar chemical composition as lotek® 7520 (i.e. a zinc salt of a terpolymer of ethylene, acrylic acid, and methyl acrylate) but is more highly neutralized. Based upon FTIR analysis, lotek® 7520 is estimated to be about 30-40 wt.-% neutralized and lotek® 7510 is estimated to be about 40-60 wt.-% neutralized. The typical properties of lotek® 7510 in comparison of those of lotek® 7520 in comparison of those of lotek® 7520 are set forth below:

TABLE 7

Physical Properties of lotek® 7510 in Comparison to lotek® 7520

Property	Unit	lotek® 7520	lotek® 7510
Melt Index	g/10 min.	2.0	0.8
Density	g/cc	0.96	0.97
Melting Point	° F.	151	149
Vicat Softening Point	° F.	108	109
Flex Modulus	psi	3800	5300
Tensile Strength	psi	1450	1750
Elongation	%	760	690
Hardness, Shore D	—	32	35

The hard ionomer resins utilized to produce the outer cover layer composition hard/soft blends include ionic copolymers which are the sodium, zinc, magnesium, lithium, etc. salts of the reaction product of an olefin having from 2 to 8 carbon atoms and an unsaturated monocarboxy-

US 6,638,185 B2

19

lic acid having from 3 to 8 carbon atoms. The carboxylic acid groups of the copolymer may be totally or partially (i.e. approximately 15-75 percent) neutralized.

The hard ionomeric resins are likely copolymers of ethylene and acrylic and/or methacrylic acid, with copolymers of ethylene and acrylic acid being the most preferred. Two or more types of hard ionomeric resins may be blended into the outer cover layer compositions in order to produce the desired properties of the resulting golf balls.

As discussed earlier herein, the hard ionomeric resins introduced under the designation Escor® and sold under the designation Iotek® are somewhat similar to the hard ionomeric resins sold under the Surlyn® trademark. However, since the Iotek® ionomeric resins are sodium or zinc salts of poly(ethylene-acrylic acid) and the Surlyn® resins are zinc or sodium salts of poly(ethylene-methacrylic acid) some distinct differences in properties exist. As more specifically indicated in the data set forth below, the hard Iotek® resins (i.e., the acrylic acid based hard ionomer resins) are the more preferred hard resins for use in formulating the layer blends

20

for use in the present invention. In addition, various blends of Iotek® and Surlyn® hard ionomeric resins, as well as other available ionomeric resins, may be utilized in the present invention in a similar manner.

Examples of commercially available hard ionomeric resins which may be used in the present invention in formulating the outer cover blends include the hard sodium ionic copolymer sold under the trademark Surlyn® 8940 and the hard zinc ionic copolymer sold under the trademark Surlyn® 9910. Surlyn® 8940 is a copolymer of ethylene with methacrylic acid and about 15 weight percent acid which is about 29 percent neutralized with sodium ions. This resin has an average melt flow index of about 2.8. Surlyn® 9910 is a copolymer of ethylene and methacrylic acid with about 15 weight percent acid which is about 58 percent neutralized with zinc ions. The average melt flow index of Surlyn® 9910 is about 0.7. The typical properties of Surlyn® 9910 and 8940, as well as other Surlyn® resins, are set forth below in Tables 8 and 9:

TABLE 8

Typical Properties of Commercially Available Hard Surlyn® Resins Suitable for Use in the Present Invention							
	ASTM D	8940	9910	8920	8528	9970	9730
Cation type		Sodium	Zinc	Sodium	Sodium	Zinc	Zinc
Melt flow index, gms/10 min.	D-1238	2.8	0.7	0.9	1.3	14.0	1.6
Specific gravity, g/cm ³	D-792	0.95	0.97	0.95	0.94	0.95	0.95
Hardness, Shore D	D-2240	65	64	66	60	62	63
Tensile strength, (kpsi)	D-638	(4.8)	(3.6)	(5.4)	(4.2)	(3.2)	(4.1)
MPa		33.1	24.8	37.2	29.0	22.1	28.3
Elongation, %	D-638	470	290	350	450	460	460
Flexural Modulus, (kpsi)	D-790	(51)	(48)	(55)	(32)	(28)	(30)
MPa		350	330	380	220	190	210
Tensile Impact (23° C.), KJ/m ² (ft-lbs/in ²)	D-1822S	1020	1020	865	1160	760	1240
Vicat Temperature, ° C.	D-1525	63	62	58	73	61	73

TABLE 9

Properties of Additional Hard Surlyn® Resins				
Ionomer	SURLYN®			
	8920	8140	9120	
Cation	Na	Na	Na	
Melt Flow Index	0.9	2.6	1.3	
MP	84	88	85	
PP	52	49	50	
Tensile Strength	5.4	5.0	3.8	
Yield Strength	2.2	2.8	2.4	
Elongation	350	340	280	
Flex Modulus	55	71	64	
Shore D Hardness	66	70	69	

Examples of the more pertinent acrylic acid based hard ionomer resin suitable for use in the cover compositions sold under the Iotek® tradename by the Exxon Corporation include Iotek®, but are not limited to, 8000, 8010, 8020, 8030, 7030, 7010, 7020, EX 1001-1009, Iotek® 959 and Iotek® 960, as well as the materials listed above on Tables 2 and 3. The typical properties of the remainder of these and other Iotek® ionomers suited for use in formulating the cover compositions are set forth below in Tables 10 and 11:

US 6,638,185 B2

21

22

TABLE 10

		Typical Properties of Iotek® Ionomers						
Resin Properties	ASTM							
	Method	Units	7010	7020	7030	8000	8020	8030
Cation type			zinc	zinc	zinc	sodium	sodium	sodium
Melt Index	D-1238	g/10 min	0.8	1.5	2.5	0.8	1.6	2.8
Density	D-1505	kg/m ³	968	966	964	957	956	956
Melting Point	D-3417	° C.	83.5	84	85	83	84	87
Crystallization Point	D-3417	° C.	55	56	58	45	47	49
Vicat Softening Point	D-1525	° C.	60	60	60	54	54.5	55.5
Tensile strength at break	D-638	MPa	24.5	23.5	22.6	33	32.5	32
Yield Strength	D-638	MPa	14	13	12	19	18.5	18
Elongation at break	D-638	%	440	450	460	370	380	410
1% Secant Modulus	D-638	MPa	150	135	125	280	280	280
Shore Hardness, D	D-2240	—	54	53	52	60	60	60
Flex Modulus (3 mm)	D-790	MPa	190	175	155	320	340	355

TABLE 11

Additional Examples of Exxon Ionomer						
PROPERTY	Ex1005	Ex1006	Ex1007	Ex1008	Ex1009	7310
Melt Index, g/10 min.	0.7	1.3	1.0	1.4	0.8	1.0
Cation	Na	Na	Zn	Zn	Na	Zn
Melting Point, ° C.	85.3	86	85.8	86	91.3	91
Vicat Softening Point, ° C.	54	57	60.5	60	56	69
Tensile @ break, MPa	33.9	33.5	24.1	23.6	32.4	24
Elongation @ Break, %	403	421	472	427	473	520
Hardness, Shore D	58	58	51	50	56	52
Flexural Modulus, MPa	289	290	152	141	282	150

It has been determined that when hard/soft ionomer blends are used for the outer cover layer, good results are achieved when the relative combination is in a range of about 3–25 percent hard ionomer and about 75–97 percent soft ionomer.

Moreover, in alternative embodiments, either the inner and/or the outer cover layer may also comprise up to 100 wt % of a soft, low modulus, non-ionomeric thermoplastic or thermoset material. Non-ionomeric materials are suitable so long as they produce the playability and durability characteristics desired without adversely affecting the enhanced travel distance characteristic produced by the high acid ionomer resin composition. These include but are not limited to styrene-butadiene-styrene block copolymers, including functionalized styrene-butadiene-styrene block copolymers, styrene-ethylene-butadiene-styrene (SEBS) block copolymers such as Kraton® materials from Shell Chem. Co., and functionalized SEBS block copolymers; metallocene catalyzed polyolefins; ionomer/rubber blends such as those in Spalding U.S. Pat. Nos. 4,986,545; 5,098,105 and 5,187,013; and, Hytrel® polyester elastomers from DuPont and Pebax® polyetheramides from Elf Atochem S.A.

A preferred non-ionomeric material suitable for the inner and/or outer cover layer includes polyurethane. Polyurethanes are polymers which are used to form a broad range of products. They are generally formed by mixing two primary

ingredients during processing. For the most commonly used polyurethanes, the two primary ingredients are a polyisocyanate (for example, diphenylmethane diisocyanate monomer ("MDI") and toluene diisocyanate ("TDI") and their derivatives) and a polyol (for example, a polyester polyol or a polyether polyol).

A wide range of combinations of polyisocyanates and polyols, as well as other ingredients, are available. Furthermore, the end-use properties of polyurethanes can be controlled by the type of polyurethane utilized, i.e., whether the material is thermoset (cross linked molecular structure) or thermoplastic (linear molecular structure).

Cross linking occurs between the isocyanate groups (—NCO) and the polyol's hydroxyl end-groups (—OH). Additionally, the end-use characteristics of polyurethanes can also be controlled by different types of reactive chemicals and processing parameters. For example, catalysts are utilized to control polymerization rates. Depending upon the processing method, reaction rates can be very quick (as in the case for some reaction injection molding systems (i.e., "RIM") or may be on the order of several hours or longer (as in several coating systems). Consequently, a great variety of polyurethanes are suitable for different end-uses.

Polyurethanes are typically classified as thermosetting or thermoplastic. A polyurethane becomes irreversibly "set" when a polyurethane prepolymer is cross linked with a

US 6,638,185 B2

23

polyfunctional curing agent, such as a polyamine or a polyol. The prepolymer typically is made from polyether or polyester. Diisocyanate polyethers are preferred because of their water resistance.

The physical properties of thermoset polyurethanes are controlled substantially by the degree of cross linking. Tightly cross linked polyurethanes are fairly rigid and strong. A lower amount of cross linking results in materials that are flexible and resilient. Thermoplastic polyurethanes have some cross linking, but primarily by physical means. The crosslinkings bonds can be reversibly broken by increasing temperature, as occurs during molding or extrusion. In this regard, thermoplastic polyurethanes can be injection molded, and extruded as sheet and blow film. They can be used up to about 350° F. and are available in a wide range of hardnesses.

Polyurethane materials suitable for the present invention are formed by the reaction of a polyisocyanate, a polyol, and optionally one or more chain extenders. The polyol component includes any suitable polyether- or polyesterpolyol. Additionally, in an alternative embodiment, the polyol component is polybutadiene diol. The chain extenders include, but are not limited, to diols, triols and amine extenders. Any suitable polyisocyanate may be used to form a polyurethane according to the present invention. The polyisocyanate is preferably selected from the group of diisocyanates including, but not limited, to 4,4'-diphenylmethane diisocyanate ("MDI"); 2,4-toluene diisocyanate ("TDI"); m-xylylene diisocyanate ("XDI"); methylene bis-(4-cyclohexyl isocyanate) ("HMDI"); hexamethylene diisocyanate (HDI); naphthalene-1,5, -diisocyanate ("NDI"); 3,3'-dimethyl-4,4'-biphenyl diisocyanate ("TODI"); 1,4-diisocyanate benzene ("PPDI"); phenylene-1,4-diisocyanate; and 2,2,4- or 2,4,4-trimethyl hexamethylene diisocyanate ("TMDI").

Other less preferred diisocyanates include, but are not limited to, isophorone diisocyanate ("IPDI"); 1,4-cyclohexyl diisocyanate ("CHDI"); diphenylether-4,4'-diisocyanate; p,p'-diphenyl diisocyanate; lysine diisocyanate ("LDI"); 1,3-bis (isocyanato methyl) cyclohexane; and polymethylene polyphenyl isocyanate ("PMDI").

One polyurethane component which can be used in the present invention incorporates TMXDI ("META") aliphatic isocyanate (Cytec Industries, West Paterson, N.J.). Polyurethanes based on meta-tetramethylxylylene diisocyanate (TMXDI) can provide improved gloss retention UV light stability, thermal stability, and hydrolytic stability. Additionally, TMXDI ("META") aliphatic isocyanate has demonstrated favorable toxicological properties. Furthermore, because it has a low viscosity, it is usable with a wider range of diols (to polyurethane) and diamines (to polyureas). If TMXDI is used, it typically, but not necessarily, is added as a direct replacement for some or all of the other aliphatic isocyanates in accordance with the suggestions of the supplier. Because of slow reactivity of TMXDI, it may be useful or necessary to use catalysts to have practical demolding times. Hardness, tensile strength and elongation can be adjusted by adding further materials in accordance with the supplier's instructions.

The polyurethane which is selected for use as a golf ball cover preferably has a Shore D hardness of from about 10 to about 55, more preferably from about 30 to about 55, and most preferably from about 30 to about 53 for a soft cover layer. The polyurethane which is to be used for a cover layer preferably has a flex modulus from about 1 to about 310 Kpsi, more preferably from about 5 to about 100 Kpsi, and

24

most preferably from about 5 to about 20 Kpsi for a soft cover layer and 30 to 70 Kpsi for a hard cover layer. Accordingly, covers comprising these materials exhibit similar properties.

A non-limiting example of a polyurethane suitable for use in the outer cover layer includes a polyester polyurethane such as B.F. Goodrich Company's Estane® polyester polyurethane X-4517. The non-ionomeric thermoplastic material may be blended with a soft ionomer. For example, polyamides blend well with soft ionomer. According to B.F. Goodrich, Estane® X-4517 has the following properties:

TABLE 12

Properties of Estane® X-4517

Tensile	1430
100%	815
200%	1024
300%	1193
Elongation	641
Youngs Modulus	1826
Hardness A/D	88/39
Bayshore Rebound	59
Solubility in Water	Insoluble
Melt processing temperature	>350° F. (>177° C.)
Specific Gravity (H ₂ O = 1)	1.1-1.3

Other soft, relatively low modulus non-ionomeric thermoplastic or thermoset polyurethanes may also be utilized to produce the inner and/or outer cover layers as long as the non-ionomeric materials produce the playability and durability characteristics desired without adversely affecting the enhanced travel distance characteristic produced by the high acid ionomer resin composition. These include, but are not limited to thermoplastic polyurethanes such as Texin® thermoplastic polyurethanes from Mobay Chemical Co. and the Pellethane® thermoplastic polyurethanes from Dow Chemical Co.; and non-ionomeric thermoset polyurethanes including but not limited to those disclosed in U.S. Pat. No. 5,334,673.

Other suitable polyurethane materials for use in the present invention golf balls include reaction injection molded ("RIM") polyurethanes. RIM is a process by which highly reactive liquids are injected into a closed mold, mixed usually by impingement and/or mechanical mixing in an in-line device such as a "peanut mixer," where they polymerize primarily in the mold to form a coherent, one-piece molded article. The RIM process usually involves a rapid reaction between one or more reactive components such as polyether—or polyester—polyol, polyamine, or other material with an active hydrogen, and one or more isocyanate—containing constituents, often in the presence of a catalyst. The constituents are stored in separate tanks prior to molding and may be first mixed in a mix head upstream of a mold and then injected into the mold. The liquid streams are metered in the desired weight to weight ratio and fed into an impingement mix head, with mixing occurring under high pressure, e.g., 1,500 to 3,000 psi. The liquid streams impinge upon each other in the mixing chamber of the mix head and the mixture is injected into the mold. One of the liquid streams typically contains a catalyst for the reaction. The constituents react rapidly after mixing to gel and form polyurethane polymers. Polyureas, epoxies, and various unsaturated polyesters also can be molded by RIM.

Non-limiting examples of suitable RIM systems for use in the present invention are Bayflex® elastomeric polyurethane RIM systems, Baydur® GS solid polyurethane RIM systems, Prism® solid polyurethane RIM systems, all from

US 6,638,185 B2

25

Bayer Corp. (Pittsburgh, Pa.), Spectrim® reaction moldable polyurethane and polyurea systems from Dow Chemical USA (Midland, Mich.), including Spectrim® MM 373-A (isocyanate) and 373-B (polyol), and Elastolit® SR systems from BASF (Parsippany, N.J.). Preferred RIM systems include Bayflex® MP-10000 and Bayflex® 110-50, filled and unfilled. Further preferred examples are polyols, polyamines and isocyanates formed by processes for recycling polyurethanes and polyureas. Additionally, these various systems may be modified by incorporating a butadiene component in the diol agent.

A preferred form of the invention is a golf ball in which at least one of the inner cover layer and/or the outer cover layer comprises a fast-chemical-reaction-produced component. This component comprises at least one material selected from the group consisting of polyurethane, polyurea, polyurethane ionomer, epoxy, and unsaturated polyesters, and preferably comprises polyurethane. A particularly preferred form of the invention is a golf ball with a cover comprising polyurethane.

The method of the invention is particularly useful in forming golf balls because it can be practiced at relatively low temperatures and pressures. The preferred temperature range for the method of the invention is from about 90 to about 180° F. when the component being produced contains polyurethane. Preferred pressures for practicing the invention using polyurethane-containing materials are 200 psi or less and more preferably 100 psi or less. The method of the present invention offers numerous advantages over conventional slow-reactive process compression molding of golf ball covers. The method of the present invention results in molded covers in a demold time of 10 minutes or less, preferably 2 minutes or less, and most preferably in 1 minute or less. The method of the present invention results in the formation of a reaction product formed by mixing two or more reactants together, that exhibits a reaction time of about 2 minutes or less, preferably one minute or less, and most preferably about 30 seconds or less. The term fast-chemical-reaction-produced component as used herein refers to such reaction products. An excellent finish can be produced on the ball utilizing these components and molding techniques.

The polyol component typically contains additives, such as stabilizers, flow modifiers, catalysts, combustion modifiers, blowing agents, fillers, pigments, optical brighteners, and release agents to modify physical characteristics of the cover. Polyurethane/polyurea constituent molecules that were derived from recycled polyurethane can be added in the polyol component.

A golf ball inner cover layer according to the present invention formed from a polyurethane material typically contains from about 0 to about 60 weight percent of filler material, more preferably from about 1 to about 30 weight percent, and most preferably from about 1 to about 20 weight percent.

A golf ball outer cover layer according to the present invention formed from a polyurethane material typically contains from about 0 to about 20 weight percent of filler material, more preferably from about 1 to about 10 weight percent, and most preferably from about 1 to about 5 weight percent.

Core

The cores of the inventive golf balls typically have a coefficient of restitution of about 0.750 or more, more preferably 0.770 or more and a PGA compression of about

26

90 or less, and more preferably 70 or less. Furthermore, in some applications it may be desirable to provide a core with a coefficient of restitution of about 0.780 to 0.790 or more. The core used in the golf ball of the invention preferably is a solid. The term "solid cores" as used herein refers not only to one piece cores but also to those cores having a separate solid layer beneath the covers and over the central core. The cores have a weight of 25-40 grams and preferably 30-40 grams. When the golf ball of the invention has a solid core, this core can be compression molded from a slug of uncured or lightly cured elastomer composition comprising a high cis content polybutadiene and a metal salt of an α , β , ethylenically unsaturated carboxylic acid such as zinc mono- or diacrylate or methacrylate. To achieve higher coefficients of restitution and/or to increase hardness in the core, the manufacturer may include a small amount of a metal oxide such as zinc oxide. In addition, larger amounts of metal oxide than are needed to achieve the desired coefficient may be included in order to increase the core weight so that the finished ball more closely approaches the U.S.G.A. upper weight limit of 1.620 ounces. Non-limiting examples of other materials which may be used in the core composition including compatible rubbers or ionomers, and low molecular weight fatty acids such as stearic acid. Free radical initiator catalysts such as peroxides are admixed with the core composition so that on the application of heat and pressure, a curing or cross-linking reaction takes place.

A thread wound core may comprise a liquid, solid, gel or multi-piece center. The thread wound core is typically obtained by winding a thread of natural or synthetic rubber, or thermoplastic or thermosetting elastomer such as polyurethane, polyester, polyamide, etc. on a solid, liquid, gel or gas filled center to form a thread rubber layer that is then covered with one or more mantle or cover layers. Additionally, prior to applying the cover layers, the thread wound core may be further treated or coated with an adhesive layer, protective layer, or any substance that may improve the integrity of the wound core during application of the cover layers and ultimately in usage as a golf ball. Since the core material is not an integral part of the present invention, further detailed discussion concerning the specific types of core materials which may be utilized with the cover compositions of the invention are not specifically set forth herein. Since the core material is not an integral part of the present invention, a detailed discussion concerning the specific types of core materials which may be utilized with the cover compositions of the invention are not specifically set forth herein.

Method of Making Golf Ball

In preparing golf balls in accordance with the present invention, a hard inner cover layer is molded (for example, by injection molding or by compression molding) about a core (preferably a solid core). A comparatively softer outer layer is molded over the inner layer.

The solid core for the multi-layer ball is about 1.2-1.6 inches in diameter, although it may be possible to use cores in the range of about 1.0-2.0 inches. Conventional solid cores are typically compression or injection molded from a slug or ribbon of uncured or lightly cured elastomer composition comprising a high cis content polybutadiene and a metal salt of an α , β , ethylenically unsaturated carboxylic acid such as zinc mono or diacrylate or methacrylate. To achieve higher coefficients of restitution in the core, the manufacturer may include fillers such as small amounts of a metal oxide such as zinc oxide. In addition, larger amounts of metal oxide than those that are needed to achieve the

US 6,638,185 B2

27

desired coefficient are often included in conventional cores in order to increase the core weight so that the finished ball more closely approaches the U.S.G.A. upper weight limit of 1.620 ounces. Other materials may be used in the core composition including compatible rubbers or ionomers, and low molecular weight fatty acids such as stearic acid. Free radical initiators such as peroxides are admixed with the core composition so that on the application of heat and pressure, a complex curing cross-linking reaction takes place.

The inner cover layer which is molded over the core is about 0.01 inches to about 0.10 inches in thickness, preferably about 0.03-0.07 inches thick. The inner ball which includes the core and inner cover layer preferably has a diameter in the range of 1.25 to 1.60 inches. The outer cover layer is about 0.01 inches to about 0.10 inches in thickness. Together, the core, the inner cover layer and the outer cover layer combine to form a ball having a diameter of 1.680 inches or more, the minimum diameter permitted by the rules of the United States Golf Association and weighing no more than 1.62 ounces.

In a particularly preferred embodiment of the invention, the golf ball has a dimple pattern which provides coverage of 65% or more. The golf ball typically is coated with a durable, abrasion-resistant, relatively non-yellowing finish coat if necessary.

The various cover composition layers of the present invention may be produced according to conventional melt blending procedures. Generally, the copolymer resins are blended in a Banbury® type mixer, two-roll mill, or extruder prior to neutralization. After blending, neutralization then occurs in the melt or molten state in the Banbury® mixer. Mixing problems are minimal because preferably more than 75 wt %, and more preferably at least 80 wt % of the ionic copolymers in the mixture contain acrylate esters, and in this respect, most of the polymer chains in the mixture are similar to each other. The blended composition is then formed into slabs, pellets, etc., and maintained in such a state until molding is desired. Alternatively, a simple dry blend of the pelletized or granulated resins which have previously been neutralized to a desired extent and colored master batch may be prepared and fed directly into the injection molding machine where homogenization occurs in the mixing section of the barrel prior to injection into the mold. If necessary, further additives such as an inorganic filler, etc., may be added and uniformly mixed before initiation of the molding process. A similar process is utilized to formulate the high acid ionomer resin compositions used to produce the inner cover layer. In one embodiment of the invention, a master batch of non-acrylate ester-containing ionomer with pigments and other additives incorporated therein is mixed with the acrylate ester-containing copolymers in a ratio of about 1-7 weight % master batch and 93-99 weight % acrylate ester-containing copolymer.

The golf balls of the present invention can be produced by molding processes which include but are not limited to those which are currently well known in the golf ball art. For example, the golf balls can be produced by injection molding or compression molding the novel cover compositions around a wound or solid molded core to produce an inner ball which typically has a diameter of about 1.50 to 1.67 inches. The outer layer is subsequently molded over the inner layer to produce a golf ball having a diameter of 1.620 inches or more, preferably about 1.680 inches or more. Although either solid cores or wound cores can be used in the present invention, as a result of their lower cost and superior performance, solid molded cores are preferred over

28

wound cores. The standards for both the minimum diameter and maximum weight of the balls are established by the United States Golf Association (U.S.G.A.).

In compression molding, the inner cover composition is formed via injection at about 380° F. to about 450° F. into smooth surfaced hemispherical shells which are then positioned around the core in a mold having the desired inner cover thickness and subjected to compression molding at 2000 to 300° F. for about 2 to 10 minutes, followed by cooling at 50° to 70° F. for about 2 to 7 minutes to fuse the shells together to form a unitary intermediate ball. In addition, the intermediate balls may be produced by injection molding wherein the inner cover layer is injected directly around the core placed at the center of an intermediate ball mold for a period of time in a mold temperature of from 500 to about 100° F. Subsequently, the outer cover layer is molded about the core and the inner layer by similar compression or injection molding techniques to form a dimpled golf ball of a diameter of 1.680 inches or more.

After molding, the golf balls produced may undergo various further processing steps such as buffing, painting and marking as disclosed in U.S. Pat. No. 4,911,451.

The resulting golf ball produced from the hard inner layer and the relatively softer, low flexural modulus outer layer provide for an improved multi-layer golf ball which provides for desirable coefficient of restitution and durability properties while at the same time offering the feel and spin characteristics associated with soft balata and balata-like covers of the prior art.

Additionally, golf balls of the present invention that comprise polyurethane in any of the inner and outer cover layer may be produced by a reaction injection molding process (RIM). RIM is a process by which highly reactive liquids are injected into a closed mold, mixed usually by impingement and/or mechanical mixing in an in-line device such as a "peanut mixer," where they polymerize primarily in the mold to form a coherent, one-piece molded article. The RIM process usually involves a rapid reaction between one or more reactive components such as polyether—or polyester—polyol, polyamine, or other material with an active hydrogen, and one or more isocyanate-containing constituents, often in the presence of a catalyst. The constituents are stored in separate tanks prior to molding and may be first mixed in a mix head upstream of a mold and then injected into the mold. The reaction mixture viscosity should be sufficiently low to ensure that the empty space in the mold is completely filled. The reactant materials generally are preheated to 90° F. to 150° F. before they are mixed. In most cases it is necessary to preheat the mold to, e.g., 100 to 180° F., to ensure proper injection viscosity. The liquid streams are metered in the desired weight to weight ratio and fed into an impingement mix head, with mixing occurring under high pressure, e.g., 1,500 to 3,000 psi. The liquid streams impinge upon each other in the mixing chamber of the mix head and the mixture is injected into the mold. Injector nozzles impinge the isocyanate and polyol at ultra-high velocity to provide excellent mixing. Additional mixing may be conducted using an aftermixer, which typically is constructed inside the mold between the mix head and the mold cavity. One of the liquid streams typically contains a catalyst for the reaction. The constituents react rapidly after mixing to gel and form polyurethane polymers. Polyureas, copoxies, and various unsaturated polycesters also can be molded by RIM.

Golf balls and, more specifically, cover layers formed by RIM are preferably formed by the process described in

US 6,638,185 B2

29

application Ser. No. 09/040,798, filed Mar. 18, 1998, incorporated herein by reference.

RIM differs from non-reaction injection molding in a number of ways. The main distinction is that in RIM a chemical reaction takes place in the mold to transform a monomer or adducts to polymers and the components are in liquid form. Thus, a RIM mold need not be made to withstand the pressures which occur in a conventional injection molding. In contrast, injection molding is conducted at high molding pressures in the mold cavity by melting a solid resin and conveying it into a mold, with the molten resin often being at about 150 to about 350° C. At this elevated temperature, the viscosity of the molten resin usually is in the range of about 50,000 to about 1,000,000 centipoise, and is typically around 200,000 centipoise. In an injection molding process, the solidification of the resins occurs after about 10 to about 90 seconds, depending upon the size of the molded product, the temperature and heat transfer conditions, and the hardness of the injection molded material. Subsequently, the molded product is removed from the mold. There is no significant chemical reaction taking place in an injection molding process when the thermoplastic resin is introduced into the mold. In contrast, in a RIM process, the chemical reaction causes the material to set in less than about 5 minutes, often in less than 2 minutes, preferably in less than one minute, more preferably in less than 30 seconds, and in many cases in about 10 seconds or less.

Catalysts can be added to the RIM polyurethane system starting materials as long as the catalysts generally do not react with the constituent with which they are combined. Suitable catalysts include those which are known to be useful with polyurethanes and polyureas.

The polyol component typically contains additives, such as stabilizers, flow modifiers, catalysts, combustion modifiers, blowing agents, fillers, pigments, optical brighteners, and release agents to modify physical characteristics of the cover. Recycled polyurethane/polyurea also can be added to the core. Polyurethane/polyurea constituent molecules that were derived from recycled polyurethane can be added in the polyol component.

The mold cavity contains retractable pins and is generally constructed in the same manner as a mold cavity used to injection mold a thermoplastic, e.g., ionomeric golf ball cover. However, two differences when RIM is used are that tighter pin tolerances generally are required, and a lower injection pressure is used. Also, the molds can be produced from lower strength material such as aluminum.

RIM may provide for improved cover layers. If plastic products are produced by combining components that are preformed to some extent, subsequent failure can occur at a location on the cover which is along the seam or parting line of the mold. Failure can occur at this location because this interfacial region is intrinsically different from the remainder of the cover layer and can be weaker or more stressed. Cover layers produced via RIM are believed to provide for improved durability of a golf ball cover layer by providing a uniform or "seamless" cover in which the properties of the cover material in the region along the parting line are generally the same as the properties of the cover material at other locations on the cover, including at the poles. The improvement in durability is believed to be a result of the fact that the reaction mixture is distributed uniformly into a closed mold. This uniform distribution of the injected materials eliminates knit-lines and other molding deficiencies which can be caused by temperature difference and/or

30

reaction difference in the injected materials. RIM typically results in generally uniform molecular structure, density and stress distribution as compared to conventional injection-molding processes.

The golf balls formed according to the present invention can be coated using a conventional two-component spray coating or can be coated during the RIM process, i.e., using an in-mold coating process.

Unique Spin Characteristics

As indicated above, the golf balls of the invention are unique in that they provide good distance when hit with a driver, good control off of irons, and excellent spin on short chip shots. This type of golf ball is superior to conventional soft covered two-piece or wound balls in that it has lower spin off of a driver and higher spin on short shots.

The spin factor of the ball of the invention may be specified in the manner described below.

Step 1. A golf ball testing machine is set up in order that it meets the following conditions for hitting a 1995 Top-Flite® Tour Z-balata 90 ball available from Spalding Sports Worldwide, Inc.

Club	Launch Angle	Ball Speed	Spin Rate
9 iron	21 ± 1.5	160.5 ± 9.0	9925 ± 600

The machine is set up such that the above conditions are met for each test using 10 Z-balata 90 golf balls which are hit 3 times each at the same machine setting. The thirty measurements of spin rate are averaged to obtain N_{9i-ZB} .

Step 2. Ten golf balls of the invention (Ball X) are hit 3 times each using the same machine setting as was used for the Z-balata balls and spin data is collected. Any clearly erratic spin test result is eliminated and replaced by a new test with the same ball. The thirty measurements of spin rate are averaged to obtain N_{9i-X} .

Step 3. The machine is set up in order that it meets the following conditions for hitting a 1995 Z-balata 90 ball, the conditions being intended to replicate a 30-yard chip shot:

Club	Launch Angle	Ball Speed	Spin Rate
8nd Wedge	28 ± 4.5	58.0 ± 4.0	4930 ± 770

The machine is set up such that the above conditions are met for each test using 10 Z-balata 90 golf balls which are hit 3 times each at the same machine setting. The thirty measurements of spin rate are averaged to obtain N_{8W-ZB} .

Step 4. The 10 golf balls used in Step 2 are hit three times each using the same machine setting as was used in Step 3 and spin data is collected. Any clearly erratic spin test result is eliminated and replaced by a new test with the same ball. The thirty measurements of spin rate are averaged to obtain N_{8W-X} .

Step 5. The numerical values of N_{9i-ZB} , N_{9i-X} , N_{8W-ZB} and N_{8W-X} are inserted into the following formula to obtain a spin factor:

US 6,638,185 B2

31

$$\text{Spin factor} = \frac{N_{SW-X}}{N_{SI-X}} - \frac{N_{SW-ZU}}{N_{SI-ZU}} \times 100$$

golf ball of the invention has a spin factor of 3.0 or more, more preferably 5.0 or more, and most preferably 8.0 or more.

The present invention is further illustrated by the following examples in which the parts of the specific ingredients are by weight. It is to be understood that the present invention is not limited to the examples, and various changes and modifications may be made in the invention without departing from the spirit and scope thereof.

EXAMPLE 1

Ionic Terpolymer-Containing Cover

A set of two-piece golf balls was made with solid cores and a cover composition of 75 weight % Nucel® 035, which is an acrylate ester-containing acid terpolymer, and 25 weight % of a master batch containing 4.5 weight % MgO in Surlyn® 1605 ("MgO Master batch"). The terpolymer was reacted with the master batch at a temperature of about 250° F. under high shear conditions at a pressure of about 0 to 100 psi. The magnesium in the master batch neutralized acid groups of the terpolymer at a level of about 62%

32

Nucel® 925, a non-acrylate ester-containing acid copolymer was substituted for Nucel® 035. The resulting golf ball cover was too hard, resulting in four breaks during cold crack testing. The results are shown on Table 13.

COMPARATIVE EXAMPLE 2

Ionomer - Non-Ionic Terpolymer Blend

The procedure of Example 1 was repeated with the exception that the MgO Master batch was replaced by pure Surlyn® 1605. All of the golf ball covers broke during cold crack testing. The results are shown on Table 13.

COMPARATIVE EXAMPLE 3

Ionomer—Non-Ionic Copolymer Blend

The procedure of Comparative Example 1 was repeated with the exception that the MgO master batch was replaced by pure Surlyn® 1605. The results are shown on Table 13. When subjected to cold crack testing, all of the golf ball covers broke.

As can be seen from the results of Example 1 and Comparative Examples 1-3, inferior golf balls are obtained when a hard, non-acrylate ester-containing copolymer is used instead of a softer, acrylate ester-containing terpolymer, and when either an acrylate ester-containing acid terpolymer or a non-acrylate ester-containing acid copolymer is not neutralized with metal ions.

TABLE 13

Experiment No.	Cover Material	Weight	PGA Comp.	COR (× 1000)	Shore C Hardness	Cold Crack
1-1	75% Nucel® 035/ 25% MgO MB in Surlyn® 1605	45.2	104	.783	80	No breaks
Comp. 1	75% Nucel® 925/ 25% MgO MB in Surlyn® 1605	45.1	111	.798	90	4 breaks
Comp. 2	75% Nucel® 035/ 25% Surlyn® 1605	45.1	99	.774	70	All broke
Comp. 3	75% Nucel® 925/ 25% Surlyn® 1605	45.2	106	.790	75	All broke

neutralization. The molded balls were finished with polyurethane primer and top coats. The PGA compression, coefficient of restitution, Shore C hardness, scuff resistance, spin rate and cold crack of the golf balls were determined. The results are shown on Table 13 below.

To measure cold crack, the finished golf balls were stored at -10° F. for at least 24 hours and were then subjected to 5 blows in a coefficient machine at 165 ft/sec. The balls were allowed to return to room temperature and were then visually inspected for cover cracking. None of the golf balls experienced cracking.

Coefficient of restitution (C.O.R.) was measured by firing the resulting golf ball in an air cannon at a velocity of 125 feet per second against a steel plate which was positioned 12 feet from the muzzle of the cannon. The rebound velocity was then measured. The rebound velocity was divided by the forward velocity to give the coefficient of restitution. Shore hardness was determined in general accordance with ASTM Test 2240, but was measured on a non-dimpled area of the surface of the golf ball.

COMPARATIVE EXAMPLE 1

Ionic Copolymer Cover (Non-Terpolymer)

A set of 12 two-piece golf balls was made according to the same procedure as that of Example 1 with the exception that

EXAMPLE 2

Ionic Terpolymers

An acrylate ester-containing terpolymer sold as Escor® ATX 325 (Exxon Chemical Co.) was 57% neutralized with lithium cations. The ionomeric material, which also contained titanium dioxide, brightener, etc. from a white master batch, was placed over a solid golf ball core and the golf ball was primed and top coated. The properties of the resulting golf ball are shown on Table 14. This procedure was repeated using different combinations of terpolymers with cations and cation blends at the degrees of neutralization which are shown on Table 14. In the cation blends, mole ratios were about 1:1:1. All of the ATX materials shown on Table 14 are Escor® ATX materials available from Exxon Chemical Co. The Nucel® materials are available from DuPont Chemical Co. Primacor® 3440 is available from Dow Chemical Co.

The spin rate of the golf ball was measured by striking the resulting golf balls with a pitching wedge or 9-iron wherein the club-head speed is about 80 feet per second and the ball was launched at an angle of 26 to 34 degrees with an initial velocity of 100-115 feet per second. The spin rate was measured by observing the rotation of the ball in flight using stop action Strobe photography or via the use of a high speed video system.

US 6,638,185 B2

33

The scuff resistance test was conducted in the following manner: a Top-Flite® tour pitching wedge (1994) with box grooves was obtained and was mounted in a Miyamae® driving machine. The club face was oriented for a square hit. The forward/backward tee position was adjusted so that the tee was four inches behind the point in the downswing where the club was vertical. The height of the tee and the toe-heel position of the club relative to the tee were adjusted in order that the center of the impact mark was about ¾ of an inch above the sole and was centered toe to heel across the face. The machine was operated at a club head speed of 125 feet per second. A minimum of three samples of each ball were tested. Each ball was hit three times.

After testing, the balls were rated according to the following table:

34

As shown on Table 14, many of the cover materials resulted in golf balls having a scuff resistance of 1.5 or less, and others had a scuff resistance rating of 1.5-2.5.

COMPARATIVE EXAMPLE 4

Hard/Soft Ionomer Blend

A golf ball with a cover formed from a blend of a commercially available hard sodium ionomer and a commercially available soft acrylate ester-containing zinc ionomer in which the blend contains less than 60 wt % soft ionomer was subjected to the same testing as the golf balls of Example 2. The results are shown on Table 14.

TABLE 14

Experiment No.	Cover Material	Cation	% Neutralization	PGA Comp.	COR (x 1000)	Shore D Hardness	Scuff Resist.	Spin Rate (#/iron at 105 ft/sec)
Comp. 4	Hard-soft ionomer blend 1 (control)	Zn/Na	60	90	787	58	4.0	9,859
2-1	ATX 325	Li	57	86	787	51	1.0	10,430
2-2	ATX 325	Li/Zn/K	65	86	787	50	1.0	10,464
2-3	ATX 320	Li	57	N.T.	N.T.	56	1.0	10,299
2-4	ATX 320	Li/Zn/K	65	87	790	55	1.5	10,355
2-5	Nucrel 010	Li	—	89	803	65	3.0	7,644
2-6	Nucrel 010	Li/Zn/K	—	89	802	65	4.0	7,710
2-7	Nucrel 035	Li	—	87	801	62	3.0	8,931
2-8	Nucrel 035	Li/Zn/K	—	87	798	62	3.0	8,915
2-9	ATX 310	Li	53	88	802	62	2.5	8,892
2-10	ATX 310	Li/Zn/K	60	88	801	63	2.5	8,244
2-11	ATX 325	Li	57	83	797	55	1.5	—
2-12	ATX 325	Li/Zn/K	65	82	796	53	1.5	—
2-13	50% ATX 325-Li 50% ATX 320- unneut.	Li	28.5	89	777	50	1.5	—
2-14	75% ATX 320- Li/Zn/K 25% ATX 320- unneut.	Li/Zn/K	49	87	776	54	1.5	—
2-15	60% ATX 325 40% Primacor 3440-unneut.	Li/Zn/K	39	88	779	54	1.5	—
2-16	ATX 320	Unneut.	—	88	775	45	2.0	—
2-17	ATX 325	Unneut.	—	88	—	42	1.5	—
2-18	ATX 325	Li	50	95	795	50	1.0	—
2-19	ATX 325	Li	30	96	791	46	1.5	—
2-20	ATX 325	Li/Zn/K	50	91	791	48	1.0	—
2-21	ATX 325	Li/Zn/K	30	90	N.T.	45	1.0	—
2-22	ATX 325	Li/Zn/K	50	91	N.T.	47	1.0	—

EXAMPLE 3

Ionic Terpolymers

The procedure of Example 2 was repeated with the exception that single cations of lithium, magnesium, sodium and potassium were used in the cover material. The results are shown on Table 15.

As indicated on Table 15, the scuff resistance of the golf balls was 3.0 or better. The scuff resistance of the balls with covers made of an acrylic acid terpolymer was 1.0. For a given terpolymer, the scuff resistance did not change when different cations were used for neutralization.

The balls that were tested were primed and top coated.

Rating	Type of damage
1	Little or no damage (groove markings or dents)
2	Small cuts and/or ripples in cover
3	Moderate amount of material lifted from ball surface but still attached to ball
4	Material removed or barely attached

US 6,638,185 B2

35

36

TABLE 15

Experiment No.	Cover Material	Cation	% Neutralization	PGA Comp.	COR (x 1000)	Shore D Hardness	Scuff Resistance
3-1	Nucrol ® 035	Li	100	90	792	62	3.0
3-2	Nucrol ® 035	Mg	100	89	792	62	3.0
3-3	ATX 325	Li	100	86	790	51	1.0
3-4	ATX 325	Mg	100	85	791	51	1.0
3-5	ATX 325	Na	81	85	790	51	1.0
3-6	ATX 325	K	95	85	791	51	1.0

COMPARATIVE EXAMPLE 5

Several intermediate balls (cores plus inner cover layers) were prepared in accordance with conventional molding procedures described above. The inner cover compositions were molded around 1.545 inch diameter cores weighing 36.5 grams with a specific gravity of about 1.17 such that the inner cover had a wall thickness of about 0.0675 inches and a specific gravity of about 0.95, with the overall ball measuring about 1.680 inches in diameter.

The cores utilized in the examples were comprised of the following ingredients: 100 parts by weight high cis-polybutadiene, 31 parts by weight zinc diacrylate, about 6 parts by weight zinc oxide, 20 parts by weight zinc stearate, 17-18 parts by weight calcium carbonate, and small quantities of peroxide, coloring agent and a polymeric isocyanate sold as Papi® 94 (Dow Chemical Co.). The molded cores exhibited PGA compressions of about 100 and C.O.R. values of about 0.800.

The inner cover compositions designated herein as compositions A-E utilized to formulate the intermediate balls are set forth in Table 16 below. The resulting molded intermediate balls were tested to determine the individual compression (Riehle), C.O.R., Shore C hardness, spin rate and cut resistance properties. These results are also set forth in Table 16 below.

The data of these examples are the average of twelve intermediate balls produced for each example. The properties were measured according to the following parameters:

Cut resistance was measured in accordance with the following procedure: A golf ball was fired at 135 feet per second against the leading edge of a pitching wedge wherein the leading edge radius is $\frac{1}{2}$ inch, the loft angle is 51 degrees, the sole radius is 2.5 inches and the bounce angle is 7 degrees.

The cut resistance of the balls tested herein was evaluated on a scale of 1 to 5. The number 1 represents a cut that extends completely through the cover to the core. A 2 represents a cut that does not extend completely through the cover but that does break the surface. A 3 does not break the surface of the cover but does leave a permanent dent. A 4 leaves only a slight crease which is permanent but not as severe as 3. A 5 represents virtually no visible indentation or damage of any sort.

The spin rate of the golf ball was measured by striking the resulting golf balls with a pitching wedge or 9 iron wherein the club head speed is about 105 feet per second and the ball is launched at an angle of 26 to 34 degrees with an initial velocity of about 110 to 115 feet per second. The spin rate was measured by observing the rotation of the ball in flight using stop action Strobe photography.

Initial velocity is the velocity of a ball when struck at a hammer speed of 143.8 feet per second in accordance with a test as prescribed by the U.S.G.A.

As will be noted, compositions A, B and C include high acid ionomeric resins, with composition B further including zinc stearate. Composition D represents the inner layer (i.e. Surlyn® 1605) used in U.S. Pat. No. 4,431,193. Composition E provides a hard, low acid ionomeric resin.

The purpose behind producing and testing the balls of Table 16 was to provide a subsequent comparison in properties with the multi-layer golf balls of the present invention.

TABLE 16

Molded Intermediate Golf Balls					
	A	B	C	D	E
Ingredients of Inner Cover Compositions					
Iotek ® 959	50	50	—	—	—
Iotek ® 960	50	50	—	—	—
Zinc Stearate	—	50	—	—	—
Surlyn ® 8162	—	—	75	—	—
Surlyn ® 8422	—	—	25	—	—
Surlyn ® 1605	—	—	—	100	—
Iotek ® 7030	—	—	—	—	50
Iotek ® 8000	—	—	—	—	50
Properties of Molded Intermediate Balls					
Compression	58	58	60	63	62
C.O.R.	.811	.810	.807	.793	.801
Shore C Hardness	98	98	97	96	96
Spin Rate (R.P.M.)	7,367	6,250	7,903	8,337	7,956
Cut Resistance	4-5	4-5	4-5	4-5	4-5

As shown in Table 16 above, the high acid ionomer resin inner cover layer (molded intermediate balls A-C) have lower spin rates and exhibit substantially higher resiliency characteristics than the low acid ionomer resin based inner cover layers of balls D and E.

EXAMPLE 4

Multi-layer balls in accordance with the present invention were then prepared. Specifically, the inner cover compositions used to produce intermediate golf balls from Table 16 were molded over the solid cores to a thickness of about 0.0375 inches, thus forming the inner layer. The diameter of the solid core with the inner layer measured about 1.620 inches. Alternatively, the intermediate golf balls of Table 16 were ground down using a centerless grinding machine to a size of 1.620 inches in diameter to produce an inner cover layer of 0.0375 inches.

The size of 1.620 inches was determined after attempting to mold the outer cover layer to various sizes (1.600", 1.610", 1.620", 1.630" and 1.640") of intermediate (core plus inner layer) balls. It was determined that 1.620" was about the largest "intermediate" ball (i.e., core plus inner layer) which could be easily molded over with the soft outer

US 6,638,185 B2

37

layer materials of choice. The goal herein was to use as thin an outer layer as necessary to achieve the desired playability characteristics while minimizing the cost of the more expensive outer materials. However, with a larger diameter final golf ball and/or if the cover is compression molded, a thinner cover becomes feasible.

With the above in mind, an outer cover layer composition was blended together in accordance with conventional blending techniques. The outer layer composition used for this portion of the example is a relatively soft cover composition such as those listed in U.S. Pat. No. 5,120,791. An example of such a soft cover composition is a 45% soft/55% hard low acid ionomer blend designated by the inventor as "TE-90". The composition of TE-90 is set forth as follows:

Outer Cover Layer Composition TE-90

Iotek ® 8000	22.7 weight %
Iotek ® 7030	22.7 weight %
Iotek ® 7520	45.0 weight %
White MB ¹	9.6 weight %

¹White MB consists of about 23.77 weight percent TiO₂; 0.22 weight percent Uvitex ® OB, 0.03 weight percent Sautonox ® R, 0.05 weight percent Ultramarine Blue TM and 75.85 weight percent Iotek ® 7030.

The above outer layer composition was molded around each of the 1.620 diameter intermediate balls comprising a core plus one of compositions A-D, respectively. In addition, for comparison purposes, Surlyn® 1855 (new Surlyn® 9020), the cover composition of the '193 patent, was molded about the inner layer of composition D (the intermediate ball representative of the '193 patent). The outer layer TE-90 was molded to a thickness of approximately 1.680 inches in diameter. The resulting balls (a dozen for each example) were tested and the various properties thereof are set forth in Table 17 as follows:

TABLE 17

	Finished Balls				
	1	2	3	4	5
Ingredients:					
Inner Cover Composition	A	B	C	D	D
Outer Cover Composition	TE-90	TE-90	TE-90	TE-90	Surlyn ® 9020
Properties of Molded Finished Balls:					
Compression	63	63	69	70	61
C.O.R.	.784	.778	.780	.770	.757
Shore C Hardness	88	88	88	88	89
Spin (R.P.H.)	8,825	8,854	8,814	8,990	8,846
Cut Resistance	3-4	3-4	3-4	3-4	1-2

As it will be noted in finished balls 1-4, by creating a multi-layer cover utilizing the high acid ionomer resins in the inner cover layer and the hard/soft low acid ionomer resin in the outer cover layer, higher compression and increased spin rates are noted over the single layer covers of Table 16. In addition, both the C.O.R. and the Shore C hardness are reduced over the respective single layer covers of Table 16. This was once again particularly true with respect to the multi-layered balls containing the high acid ionomer resin in the inner layer (i.e. finished balls 1-5). In addition, with the exception of prior art ball 5 (i.e. the '193 patent), resistance to cutting remains good but is slightly decreased.

38

Furthermore, it is also noted that the use of the high acid ionomer resins as the inner cover material produces a substantial increase in the finished balls overall distance properties. In this regard, the high acid ionomer resin inner covers of balls 1-3 produce an increase of approximately 10 points in C.O.R. over the low acid ionomer resin inner covers of balls 4 and about a 25 point increase over the prior art balls 5. Since an increase in 3 to 6 points in C.O.R. results in an average increase of about 1 yard in distance, such an improvement is deemed to be significant.

Several other outer layer formulations were prepared and tested by molding them around the core and inner cover layer combination to form balls each having a diameter of about 1.68 inches. First, B.F. Goodrich Estane® X-4517 polyester polyurethane was molded about the core molded with inner layer cover formulation A. DuPont Surlyn® 9020 was molded about the core which was already molded with inner layer D. Similar properties tests were conducted on these golf balls and the results are set forth in Table 18 below:

TABLE 18

	Finished Balls	
	6	7
Ingredients:		
Inner Cover Layer Composition	A	D
Outer Cover Layer Composition	Estane ® 4517	Surlyn ® 9020
Properties of Molded Finished Balls:		
Compression	67	61
C.O.R.	.774	.757
Shore C Hardness	74	89
Spin (R.P.M.)	10,061	8,846
Cut Resistance	3-4	1-2

The ball comprising inner layer formulation D and Surlyn® 9020 identifies the ball in the Nesbitt 4,431,193 patent. As is noted, the example provides for relatively high softness and spin rate though it suffers from poor cut resistance and low C.O.R. This ball is unacceptable by today's standards.

As for the Estane® X-4517 polyester polyurethane, a significant increase in spin rate over the TE-90 cover is noted along with an increase in spin rate over the TE-90 cover is noted along with an increased compression. However, the C.O.R. and shore C values are reduced, while the cut resistance remains the same. Furthermore, both the Estane® X-4517 polyester polyurethane and the Surlyn® 9020 relatively difficult to mold in such thin sections.

EXAMPLE 5

In order to analyze the change in characteristics produced by multi-layer golf standard size) having inner cover layers comprised of ionomer resin blends rent acid levels, a series of experiments was run. A number of tests were ed, varying the type of core, inner cover layer and outer cover layer. The are shown below on Table 19:

US 6,638,185 B2

39

40

TABLE 19

Sample #	Core	Inner Layer	Thickness	Comp/ COR	Outer Cover	Thickness	COMP (Rhlele)	COR	Shore D	Spin
8	1042 Yellow	None	—	See Below	Top Grade	0.055"	61	.800	68	7331
9	1042 Yellow	None	—	See Below	959/960	0.055"	56	.808	73	6516
10	Special 1.47"	959/960	0.050"	65/.805	959/960	0.055"	48	.830	73	6258
11	1042 Yellow	None	—	See Below	SD 90	0.055"	62	.792	653	8421
12	Special 1.47"	Top Grade	0.050"	66/.799	SD 90	0.055"	55	.811	63	8265
13	Special 1.47"	959/960	0.050"	65/.805	SD 90	0.055"	53	.813	63	8254
14	Special 1.47"	Top Grade	0.050"	66/.799	Top Grade	0.055"	51	.819	68	7390
15	1042 Yellow	None	0.050"	See Below	Z-Balata	0.055"	67	.782	55	9479
16	Special 1.47"	959/960	0.050"	65/.805	Z-Balata	0.055"	61	.800	55	9026
17	Special 1.47"	Top Grade	0.050"	66/.799	Z-Balata	0.055"	60	.798	55	9262

1042 Yellow Comp = 72, COR = .780

Special 1.47" CORE > COMP = 67, COR = .782

In this regard, "Top Grade" or "TG" is a low acid inner cover ionomer resin blend comprising of 70.6% Iotek® 8000, 19.9% Iotek® 7010 and 9.6% white master batch. "959/960" is a 50/50 wt/wt blend of Iotek® 959/960. In this regard, Escor® or Iotek® 959 is a sodium ion neutralized ethylene-acrylic neutralized ethylene-acrylic acid copolymer. According to Exxon, Iotek® 959 and 960 contain from about 19.0 to about 21.0% by weight acrylic acid with approximately 30 to about 70 percent of the acid groups neutralized with sodium and zinc ions, respectively. The physical properties of these high acid acrylic acid based ionomers are as follows:

TABLE 20

PROPERTY	ESCOR® (IOTEK®) 959	ESCOR® (IOTEK®) 960
Melt Index g/10 min	2.0	1.8
Cation	Sodium	Zinc
Melting Point, ° F.	172	174
Vicat Softening Point, ° F.	130	131
Tensile @ Break, psi	4600	3500
Elongation @ Break, %	325	430
Hardness, Shore D	66	57
Flexural Modulus, psi	66,000	27,000

Furthermore, the low acid ionomer formulations for "SD 90" and "Z-Balata" are set forth below:

TABLE 21

SD Cover	ZB Cover
17.2% Surllyn® 8320	19% Iotek® 8000
7.5% Surllyn® 8120	19% Iotek® 7030
49% Surllyn® 9910	52.5% Iotek® 7520
16.4% Surllyn® 8940	9.5% white MB®
9.7% white MB®	

The data clearly indicates that higher C.O.R. and hence increase travel distance can be obtained by using multi-layered covered balls versus balls covered with single layers. However, some sacrifices in compression and spin are also noted. Further, as shown in comparing Example Nos. 12 vs.

25

13, Example Nos. 17 vs. 16, etc. use of lower acid level inner cover layers and relatively soft outer cover layers (i.e., 50 wt.% or more soft ionomer) produces softer compression and higher spin rates than the golf balls comprised of high acid inner cover layers. Consequently, use of blends of low acid ionomer resins to produce the inner layer of a multi-layer covered golf ball, produces not only enhanced travel distance but also enhanced compression and spin properties.

30

35

EXAMPLE 6

Multi-layer oversized golf balls were produced utilizing different ionomer resin blends as the inner cover layer (i.e., core plus inner cover layer is defined as "mantle"). The "ball data" of the oversized multi-layer golf balls in comparison with production samples of "Top-Flite® XL" and "Top-Flite® Z-Balata" is set forth below.

40

45

50

The results indicate that use of multi-layer covers enhances C.O.R. and travel distance. Further, the data shows that use of a blend of low acid ionomer resins (i.e., "Top Grade") to form the inner cover layer in combination with a soft outer cover ("ZB" or "SD") produces enhanced spin and compression characteristics. The overall combination results in a relatively optimal golf ball with respect to characteristics of travel distance, spin and durability.

EXAMPLE 7

55

Golf balls 7-1, 7-2, 7-3 and 7-4 having the formulations shown on Table 22 were formed.

TABLE 22

Chemical Component	7-1	7-2	7-3	7-4
Core Data				
Size	1.47"	1.47"	1.47"	1.47"
Weight	32.7 g	32.7 g	32.7 g	32.7 g
PGA Compression	70	60	70	60
COR	.780	.770	.780	.770

60

65

41

42

The balls of Example 7-2 were tested by a number of professional quality golfers using a driver, 5-iron, 9-iron, and sand wedge or pitching wedge. Each player used his own clubs and hit both the ball of Example 7-2 and a control ball, which was the 1995 two-piece Top-Flite[®] Tour Z-balata 90. The Z-balata 90 has a 1.545" core of about 36.8 g with a PGA compression of about 80 and a COR of about 0.794. The cover of the Z-balata 90 is about 0.068 in. thick, and is a blend of Itek[®] 8000 and Itek[®] 7510 with or without master batch containing Itek[®] 7030. The cover has a shore D hardness of about 55. The ball has a PGA compression of about 79 and a COR of about 0.788. Each player hit six of the balls of Example 7-2 and six Z-balata control balls one time each. For each shot, measurements were made of the initial launch conditions of the golf ball, including launch angle and ball speed. Furthermore, spin rates at initial launch, carry distance, and total distance were measured. The players hit full shots with the driver (1W), 5-iron (5I) and 9-iron (9I). With the sand wedge or pitching wedge (SW), the players hit about 30 yard chip shots. Data points were removed if determined to be "wild points." A point was said to be wild if it fell outside 2 standard deviations of the 6-hit average. Initial launch conditions were determined using a highly accurate high speed stop action video photography system. The results are shown on Table 23.

As shown on Table 23, multi-layer ball 7-2 was longer than the Z-balata control when hit with a 5-iron but only slightly longer than the Z-balata ball using a driver and 9-iron. The multi-layer ball 7-2 and the two-piece control were generally the same in overall distance using a driver. In each case, the multi-layer ball 7-2 had a higher spin rate off the 30-yard chip shot than the Z-balata. The spin rate of the ball of Example 7-2 was an average of 11.6% higher than the spin rate of the Z-balata control in the 30 yard chip shot.

2-Piece Control							7-2				
Player	Club	L.A. (deg)	B.S. (fpa)	Spin (rpm)	Carry (yds)	Total (yds)	L.A. (deg)	B.S. (fpa)	Spin (rpm)	Carry (yds)	Total (yds)
1	1W	10.4	262.2	3537	272.5	288.9	10.0	262.3	3247	271.6	292.2
2	1W	9.5	240.1	3124	238.1	253.6	8.9	238.3	2935	236.3	257.4
3	1W	8.6	258.8	3695	254.1	259.9	6.3	251.2	3357	247.6	260.8
4	1W	10.9	252.6	2639	271.6	289.8	12.5	251.4	3066	279.0	296.7
5	1W	9.5	211.7	3627	237.2	255.2	9.4	208.7	3415	235.0	259.8
6	1W	10.2	242.0	3105	263.8	283.2	11.0	243.9	2903	267.6	288.4
7	1W	11.5	214.9	3089	265.4	279.0	11.6	212.6	3165	263.9	274.4
8	1W	9.7	239.5	3129	263.0	28.8	9.3	235.3	2884	257.2	276.8
9	1W	11.7	211.2	2939	231.4	255.8	11.3	208.5	2032	222.2	244.3
10	1W	10.2	244.0	2797	243.3	250.2	9.7	239.6	3072	236.8	251.1
11	1W			247.4	263.8	13.8	215.8		3916	245.4	268.8
ave.		10.2	237.7	3168	253.5	269.8	10.3	233.4	3090	251.1	270.1
1	SI	12.4	207.3	5942	198.3	209.8	11.8	206.3	5507	196.2	207.8
2	SI			178.3	184.2	14.9	199.4		5094	182.2	187.8
3	SI	10.9	196.8	6462	185.2	188.9	11.5	197.0	6009	187.4	193.4
4	SI	14.4	205.5	6683	207.8	213.7	14.7	208.3	6601	207.5	217.8
5	SI	13.6	183.3	6734	182.9	189.4	14.2	180.9	6380	184.2	190.7
6	SI	12.4	204.5	5771	201.0	210.5	12.9	208.4	5414	208.0	218.3
7	SI	14.1	184.3	6013	194.8	198.1	13.1	182.7	6000	192.9	200.0
8	SI	12.8	187.2	6149	188.0	200.3	13.1	191.6	6183	191.7	202.0
9	SI	13.2	176.5	6000	168.2	173.7	13.6	172.5	6166	169.7	174.3
10	SI	13.9	199.9	7214	175.2	178.2	14.9	199.1	6237	169.0	170.2
11	SI	14.2	179.5	6669	181.9	187.8	15.7	181.2	5338	184.0	190.7

US 6,638,185 B2

43

44

TABLE 23-continued

2-Piece Control							7-2				
Player	Club	L.A. (deg)	B.S. (fps)	Spin (rpm)	Carry (yds)	Total (yds)	L.A. (deg)	B.S. (fps)	Spin (rpm)	Carry (yds)	Total (yds)
Ave.		13.2	192.5	6364	187.4	194.3	13.7	193.4	5903	188.4	195.7
1		20.0	168.1	9865	152.5	159.5	20.4	172.2	9210	153.4	159.6
2		21.8	165.9	9770	132.7	137.0	23.0	164.7	8949	132.7	134.6
3		19.9	154.3	10764	128.8	134.3	19.9	156.5	1061	129.8	135.0
4		22.7	166.4	10551	146.0	148.8	23.9	165.7	9990	150.3	154.2
5		22.1	147.4	9682	137.1	138.1	22.2	148.5	9324	139.3	141.7
6		19.4	169.7	8939	153.3	158.0	19.7	168.2	8588	156.2	163.5
7		20.4	151.1	9899	147.5	150.0	21.6	150.3	9084	148.6	151.3
8		18.5	143.0	9408	142.0	147.5	18.3	141.8	9038	141.2	144.8
9		20.0	134.5	9124	124.9	128.8	20.1	132.9	8834	125.0	128.9
10		23.2	156.1	10603	122.7	124.1	23.2	155.6	11017	116.2	116.3
11		21.5	149.4	9729	131.0	134.5	23.4	151.7	8686	133.3	136.8
Ave.		20.9	155.1	9849	138.0	141.9	21.4	155.3	9353	138.7	142.4
1	SW	29.2	56.4	5647			24.8	58.9	6679		
2	SW	26.6	57.4	5446			25.2	57.8	5647		
3	SW	25.8	64.1	4925			24.3	63.5	5550		
4	SW	30.9	60.9	5837			31.1	57.9	6158		
5	SW	20.3	56.7	4152			19.0	56.3	4288		
6	SW	34.3	57.1	3798			32.4	61.5	4700		
7	SW	30.5	51.5	4712			29.3	52.3	5374		
Ave.		28.2	67.7	4931			26.6	58.3	6485		

EXAMPLE 8

The ball of Example 7-2 was compared to a number of competitive products in distance testing using a driving machine in which the ball was struck with a club. The results are shown on Table 24 below. The distance test shows that Example 7-2 is about the same distance as the Z-balata 90

control and longer than the Titleist® HP-2 Tour (soft covered two-piece) and Titleist® Tour Balata 100 ball (Balata covered wound ball). The other balls that were tested include the Maxfli® (Dunlop) XS100, Maxfli® (Dunlop) XF100, and the GIGA Top-Flite® golf ball sold by Spalding in Japan. In Table 24, the ball of Example 7-2 is the longest ball.

TABLE 24

Distance Report									
Test Number: 131951					Club Head Speed: 157.35				
Club Name: TPT 10.5 DEG MW					(Driver) No. Balls/Type: 10				
Average Test Conditions:									
Launch Angle (Deg.):		9.6							
Ball Speed (fps):		217.9							
Spin Rate (rpm):		3390							
Turf Condition:		FIRM							
Wind (mph/dir):		2.55		135.20					
Temp/RH (deg/%):		0.61		91.59					
P-Bar (mbar):		1015							
Ball Type	Traj	P Time	Carry	Car Diff	Clr Dev	Roll	T Dist	T Diff	
HP2TOUR	8.7	6.0	230.4	-4.1	3.0	9.9	240.3	-4.3	
ZB90	9.0	6.3	231.8	-2.7	5.4	9.1	241.0	-3.6	
GIGA	8.8	6.0	234.5	0.0	5.7	10.2	244.6	0.0	
Example 7-2	8.3	5.9	229.6	-4.9	3.8	11.1	240.7	-3.9	
Titleist Tour Balata 100	9.2	6.2	229.2	-5.3	7.8	7.8	236.9	-7.7	
Test Number: 0203963					Club Head Speed: 126.18				
Club Name: TPT 5 IRON					No. Balls/Type: 12				
Average Test Conditions:									
Launch Angle (Deg.):		14							
Ball Speed (fps):		180.1							
Spin Rate (rpm):		5424							
Turf Condition:		FIRM							
Wind (mph/dir):		6.23		171.38					
Temp/RH (deg/%):		62.20		98.16					
P-Bar (mbar):		1015							
Ball Type	Traj	P Time	Carry	Car Diff	Clr Dev	Roll	T Dist	T Diff	
HP2TOUR	25.3	6.0	156.0	-7.4	-3.0	1.5	157.5	-9.5	
ZB90	25.2	6.0	157.1	-6.3	-3.3	2.2	159.3	-7.7	
GIGA	25.0	6.0	162.2	-1.2	-3.1	2.9	165.1	-1.9	

US 6,638,185 B2

45

46

TABLE 24-continued

Distance Report								
Example 7-2	23.5	6.0	163.4	0.0	-3.3	3.7	167.0	0.0
Tillett Tour Balata 100	23.9	6.0	158.7	-4.7	-2.3	2.5	161.2	-5.8
ZB 100	26.1	6.0	155.6	-7.8	-4.5	2.0	157.6	-9.4
XS 100	23.9	6.0	161.3	-2.3	-5.6	2.6	163.9	-3.1
XP 100	24.5	6.0	152.0	-11.4	-6.2	1.6	153.7	-13.3

EXAMPLE 9

A number of golf ball cores having the following formulation were made:

PARTS	
High-cis polybutadiene	100
Zinc oxide	30
Core reglad	16
Zinc stearate	16
Zinc diacrylate	21
Peroxide (231 xl)	0.9

The cores had a diameter of 1.470", a weight of 32.5 g, a PGA compression of 57 and a COR of 0.768.

The cores were divided into four sets and each set was covered with one of the mantle formulations shown below in Table 25.

TABLE 25

MANTLE FORMULATIONS				
Mantle Type	A	B	C	D (control)
Surlyn ® 8940 (g)	656	880	1610	—
Surlyn ® 9910 (g)	1964	2180	535	—
Surlyn ® 8120 (g)	300	160	475	—
Surlyn ® 8320 (g)	700	400	1000	—
Iolek ® 7030 (g)	380	380	380	—
Iolek ® 1002 (g)	—	—	—	2000
Iolek ® 1003 (g)	—	—	—	2000

The mantle covered cores had the following physical properties:

TABLE 26

MANTLE-COVERED CORES				
	A	B	C	D
Size (Pole) (Inches)	1.577	1.576	1.572	1.573
Weight (g)	38.6	38.5	38.3	38.4
PGA Compression	71	74	70	76
COR	.7795	.7831	.7768	.7946
Std. Dev. COR	.0051	.0026	.0016	.0012
Shore C	92	94	90	97
Shore D	62	65	61	70

Each set of mantle-covered cores was divided into three subsets and a cover layer having one of the cover formulations shown below on Table 27 was formed over the mantled cores. The "whitener package" on Table 27 consists of White MB, the composition of which was previously described herein.

TABLE 27

COVER FORMULATIONS			
Cover Type	X	Y	Z
Iolek ® 7520 (g)	1660	1480	1300
Iolek ® 7510 (g)	1660	1480	1300
Iolek ® 8000 (g)	304	664	1024
Iolek ® 7030 (g)	282	282	282
Whitener package (g)	94	94	94

The balls had the mantle and cover combinations and properties shown below on Table 28.

TABLE 28

Ball Properties												
Example No.												
	9-1	9-2	9-3	9-4	9-5	9-6	9-7	9-8	9-9	9-10	9-11	9-12
Mantle	A	A	A	B	B	B	C	C	C	D	D	D
Cover	X	Y	Z	X	Y	Z	X	Y	Z	X	Y	Z
Size (Inch)	1.682	1.681	1.682	1.682	1.682	1.682	1.682	1.682	1.681	1.682	1.682	1.681
Weight (g)	45.68	45.57	45.58	45.77	45.62	45.58	45.63	45.58	45.48	45.67	45.65	45.57
PGA	73.5	74.3	74.7	77.4	76.7	76.3	70.8	71.9	73.3	79.5	80	82.5
Comp. COR	.7639	.7665	.7680	.7701	.7703	.7704	.7607	.7630	.7661	.7771	.7798	.7839
Std. Dev. COR	.0041	.0027	.0037	.0077	.0034	.0023	.0037	.0030	.0028	.0034	.0028	.0020
Shore C	71	76	81	71	76	81	70	76	80	71	76	81
Shore D	46	50	53	48	50	53	46	49	52	47	41	53

US 6,638,185 B2

47

Ball 9-10 was the control.

The results from Table 28 demonstrate that a multi-layer ball having a mantle hardness of 60D or greater (Ex. 9-7, 9-8, 9-9), and preferably 63D (Ex. 9-1, 9-2, 9-3) or greater give a ball having a COR of at least 0.761 (Ex. 9-7) and while a harder mantle (Ex. 9-4, 9-5, 9-6, 9-10, 9-11, 9-12) will generally give higher COR, it also contributes to a harder PGA compression. Versus the control ball (Ex. 9-10) it is demonstrated that softer compressions can be obtained with slightly softer mantles while maintaining a good COR. Likewise versus the control, higher COR balls may be designed (Ex. 9-11, 9-12) that still have a relatively soft compression for good feel.

EXAMPLE 10

A number of golf balls were made having the core and cover formulations and the physical properties shown on Tables 29 and 30. The balls of Examples 10-1, 10-2 and 10-5 are part of the invention. The balls of Examples 10-3, 10-4 and 10-6 are controls based upon the cover layer chemistry of comparative Example 2 of U.S. Pat. No. 5,586,950. The balls of Example 10-4 are replicas of comparative Example 2 of U.S. Pat. No. 5,586,950.

For all of the balls, the cores were molded and centerless ground to the appropriate size. The mantles of Examples 10-1 to 10-4 were injection molded in a 1.63" injection mold. The mantles for the balls of Examples 10-5 and 10-6 also were injection molded. All of the outer cover layers were injection molded.

TABLE 29

Core Data	Ex. 10-1	Ex. 10-2	Ex. 10-3	Ex. 10-4	Ex. 10-5	Ex. 10-6
Core Type (See Table 2)	A	A	A	A	B	B
Mantle Data	1.50	1.50	1.50	1.50	1.47	1.47
Ingredients	phr	phr	phr	phr	phr	phr
Iotek @ 1002	50	—	50	—	50	50
Iotek @ 1003	50	—	50	—	50	50
Surlyn @ 9910	—	50	—	50	—	—
Surlyn @ 8940	—	35	—	35	—	—
Surlyn @ 8920	—	15	—	15	—	—
TiO ₂	2	2	2	2	—	—
Diameter (in.)	1.625	1.625	1.625	1.625	1.57	1.57
Thickness (in.)	0.063	0.063	0.063	0.063	0.050	0.050
Shore C/D Hardness (measured on ball)	97/70	96/68	97/70	96/68	97/70	97/70
Cover Data						
Cover Type (see Table 2)	#1	#1	#2	#2	#1	#2
Size (in.)	1.70	1.70	1.70	1.70	1.68	1.68
Thickness (in.)	0.038	0.038	0.038	0.038	0.055	0.055
Shore C/D Hardness (measured on ball)	75/49	75/49	84/57	83/57	72/48	83/56
Compression (Ritole)	63	66	60	63	83	80
COR	.800	.795	.805	.798	.779	.787

TABLE 30

Core Formulations	Cover Formulations	
Materials (phr)	A	B
BR 1220 (High cis polybutadiene)	73	70
Thiokene @ 220 (High cis polybutadiene)	27	30
Zinc Oxide	22.3	31.5
TG Reprint	10	16

48

TABLE 30-continued

Core Formulations	Cover Formulations	
Materials (phr)	A	B
Zinc Stearate	20	16
Zinc Diacrylate	26	20
Master batch A	0.15	—
Master batch B	—	0.15
Lupercos @ 231 XL peroxide	0.9	0.9

DEFINITIONS

Coefficient Of Restitution

As is apparent from the above discussions, two principal properties involved in golf ball performance are resilience and PGA compression. The resilience or coefficient of restitution (COR) of a golf ball is the constant "e," which is the ratio of the relative velocity of an elastic sphere after direct impact to that before impact. As a result, the COR ("e") can vary from 0 to 1, with 1 being equivalent to a perfectly or completely elastic collision and 0 being equivalent to a perfectly or completely inelastic collision.

COR, along with additional factors such as club head speed, club head mass, ball weight, ball size and density, spin rate, angle of trajectory and surface configuration (i.e., dimple pattern and area of dimple coverage) as well as environmental conditions (e.g. temperature, moisture, atmo-

spheric pressure, wind, etc.) generally determine the distance a ball will travel when hit. Along this line, the distance a golf ball will travel under controlled environmental conditions is a function of the speed and mass of the club and size, density and resilience (COR) of the ball and other factors. The initial velocity of the club, the mass of the club and the angle of the ball's departure are essentially provided by the golfer upon striking. Since club head, club head mass, the angle of trajectory and environmental conditions are not determinants controllable by golf ball producers and the ball size and weight are set by the U.S.G.A., these are not factors of concern among golf ball manufacturers. The factors or determinants of interest with respect to improved distance

US 6,638,185 B2

49

are generally the coefficient of restitution (COR) and the surface configuration (dimple pattern, ratio of land area to dimple area, etc.) of the ball.

The COR of solid core balls is a function of the composition of the core and of the cover. The core and/or cover may be comprised of one or more layers such as in multi-layered balls. In balls containing a wound core (i.e., balls comprising a liquid or solid center, elastic windings, and a cover), the coefficient of restitution is a function of not only the composition of the center and cover, but also the composition and tension of the elastomeric windings. As in the solid core balls, the center and cover of a wound core ball may also consist of one or more layers. The COR of the golf balls of the present invention is a function of the composition and physical properties of the core and cover layer materials such as flex modulus, hardness and particularly, their resilience, i.e. ability to quickly recover from a high impact deformation.

The coefficient of restitution is the ratio of the outgoing velocity to the incoming velocity. In the examples of this application, the coefficient of restitution of a golf ball was measured by propelling a ball horizontally at a speed of 125 ± 5 feet per second (fps) and corrected to 125 fps against a generally vertical, hard, flat steel plate and measuring the ball's incoming and outgoing velocity electronically. Speeds were measured with a pair of Oehler Mark 55 ballistic screens available from Oehler Research, Inc., P.O. Box 9135, Austin, Tex. 78766, which provide a timing pulse when an object passes through them. The screens were separated by 36" and are located 25.25" and 61.25" from the rebound wall. The ball speed was measured by timing the pulses from screen 1 to screen 2 on the way into the rebound wall (as the average speed of the ball over 36"), and then the exit speed was timed from screen 2 to screen 1 over the same distance. The rebound wall was tilted 2 degrees from a vertical plane to allow the ball to rebound slightly downward in order to miss the edge of the cannon that fired it. The rebound wall is solid steel 2.0 inches thick.

As indicated above, the incoming speed should be 125 ± 5 fps but corrected to 125 fps. The correlation between COR and forward or incoming speed has been studied and a correction has been made over the ± 5 fps range so that the COR is reported as if the ball had an incoming speed of exactly 125.0 fps.

The coefficient of restitution must be carefully controlled in all commercial golf balls if the ball is to be within the specifications regulated by the United States Golf Association (U.S.G.A.). As mentioned to some degree above, the U.S.G.A. standards indicate that a "regulation" ball cannot have an initial velocity exceeding 255 feet per second in an atmosphere of 75° F. when tested on a U.S.G.A. machine. Since the coefficient of restitution of a ball is related to the ball's initial velocity, it is highly desirable to produce a ball having sufficiently high coefficient of restitution to closely approach the U.S.G.A. limit on initial velocity, while having an ample degree of softness (i.e., hardness) to produce enhanced playability (i.e., spin, etc.).

PGA Compression

PGA compression is another important property involved in the performance of a golf ball. The compression of the ball can affect the playability of the ball on striking and the sound or "click" produced. Similarly, compression can affect the "feel" of the ball (i.e., hard or soft responsive feel), particularly in chipping and putting.

Moreover, while compression itself has little bearing on the distance performance of a ball, compression can affect

50

the playability of the ball on striking. The degree of compression of a ball against the club face and the softness of the cover strongly influences the resultant spin rate. Typically, a softer cover will produce a higher spin rate than a harder cover. Additionally, a harder core will produce a higher spin rate than a softer core. This is because at impact a hard core serves to compress the cover of the ball against the face of the club to a much greater degree than a soft core thereby resulting in more "grab" of the ball on the clubface and subsequent higher spin rates. In effect the cover is squeezed between the relatively incompressible core and clubhead. When a softer core is used, the cover is under much less compressive stress than when a harder core is used and therefore does not contact the clubface as intimately. This results in lower spin rates. The term "compression" utilized in the golf ball trade generally defines the overall deflection that a golf ball undergoes when subjected to a compressive load. For example, PGA compression indicates the amount of change in golf ball's shape upon striking.

In the past, PGA compression related to a scale of from 0 to 200 given to a golf ball. The lower the PGA compression value, the softer the feel of the ball upon striking. In practice, tournament quality balls have compression ratings around 70-110, preferably around 80 to 100.

In determining PGA compression using the 0-200 scale, a standard force is applied to the external surface of the ball. A ball which exhibits no deflection (0.0 inches in deflection) is rated 200 and a ball which deflects $\frac{1}{16}$ th of an inch (0.2 inches) is rated 0. Every change of 0.001 of an inch in deflection represents a 1 point drop in compression. Consequently, a ball which deflects 0.1 inches (100×0.001 inches) has a PGA compression value of 100 (i.e., 200-100) and a ball which deflects 0.110 inches (110×0.001 inches) has a PGA compression of 90 (i.e., 200-110).

In order to assist in the determination of compression, several devices have been employed by the industry. For example, PGA compression is determined by an apparatus fashioned in the form of a small press with an upper and lower anvil. The upper anvil is at rest against a 200-pound die spring, and the lower anvil is movable through 0.300 inches by means of a crank mechanism. In its open position the gap between the anvils is 1.780 inches allowing a clearance of 0.100 inches for insertion of the ball. As the lower anvil is raised by the crank, it compresses the ball against the upper anvil, such compression occurring during the last 0.200 inches of stroke of the lower anvil, the ball then loading the upper anvil which in turn loads the spring. The equilibrium point of the upper anvil is measured by a dial micrometer if the anvil is deflected by the ball more than 0.100 inches (less deflection is simply regarded as zero compression) and the reading on the micrometer dial is referred to as the compression of the ball. In practice, tournament quality balls have compression ratings around 80 to 100 which means that the upper anvil was deflected a total of 0.120 to 0.100 inches.

An example to determine PGA compression can be shown by utilizing a golf ball compression tester produced by Atti Engineering Corporation of Newark, N.J. The value obtained by this tester relates to an arbitrary value expressed by a number which may range from 0 to 100, although a value of 200 can be measured as indicated by two revolutions of the dial indicator on the apparatus. The value obtained defines the deflection that a golf ball undergoes when subjected to compressive loading. The Atti test apparatus consists of a lower movable platform and an upper movable spring-loaded anvil. The dial indicator is mounted such that it measures the upward movement of the spring-

US 6,638,185 B2

51

loaded anvil. The golf ball to be tested is placed in the lower platform, which is then raised a fixed distance. The upper portion of the golf ball comes in contact with and exerts a pressure on the springloaded anvil. Depending upon the distance of the golf ball to be compressed, the upper anvil is forced upward against the spring.

Alternative devices have also been employed to determine compression. For example, Applicant also utilizes a modified Riehle Compression Machine originally produced by Riehle Bros. Testing Machine Company, Phil., Pa. to evaluate compression of the various components (i.e., cores, mantle cover balls, finished balls, etc.) of the golf balls. The Riehle compression device determines deformation in thousandths of an inch under a load designed to emulate the 200 pound spring constant of the Atti or PGA compression testers. Using such a device, a Riehle compression of 61 corresponds to a deflection under load of 0.061 inches.

Additionally, an approximate relationship between Riehle compression and PGA compression exists for balls of the same size. It has been determined by Applicant that Riehle compression corresponds to PGA compression by the general formula $\text{PGA compression} = 160 - \text{Riehle compression}$. Consequently, 80 Riehle compression corresponds to 80 PGA compression, 70 Riehle compression corresponds to 90 PGA compression, and 60 Riehle compression corresponds to 100 PGA compression. For reporting purposes, Applicant's compression values are usually measured as Riehle compression and converted to PGA compression.

Furthermore, additional compression devices may also be utilized to monitor golf ball compression so long as the correlation to PGA compression is known. These devices have been designed, such as a Whitney Tester, to correlate or correspond to PGA compression through a set relationship or formula.

Shore D Hardness

As used herein, "Shore D hardness" of a cover is measured generally in accordance with ASTM D-2240, except the measurements are made on the curved surface of a molded cover, rather than on a plaque. Furthermore, the Shore D hardness of the cover is measured while the cover remains over the core. When a hardness measurement is made on a dimpled cover, Shore D hardness is measured at a land area of the dimpled cover.

Fillers

In a particularly preferred form of the invention, at least one layer of the golf ball contains at least 0.01 parts by weight of a filler. Fillers preferably are used to adjust the density, flex modulus, mold release, and/or melt flow index of a layer. More preferably, at least when the filler is for adjustment of density or flex modulus of a layer, it is present in an amount of at least five parts by weight based upon 100 parts by weight of the layer composition. With some fillers, up to about 200 parts by weight probably can be used.

A density adjusting filler according to the invention preferably is a filler which has a specific gravity which is at least 0.05 and more preferably at least 0.1 higher or lower than the specific gravity of the layer composition. Particularly preferred density adjusting fillers have specific gravities which are higher than the specific gravity of the resin composition by 0.2 or more, even more preferably by 2.0 or more.

A flex modulus adjusting filler according to the invention is a filler which, when used in an amount of e.g. 1-100 parts

52

by weight based upon 100 parts by weight of resin composition, will raise or lower the flex modulus (ASTM D-790) of the resin composition by at least 1% and preferably at least 5% as compared to the flex modulus of the resin composition without the inclusion of the flex modulus adjusting filler.

A mold release adjusting filler is a filler which allows for the easier removal of a part from a mold, and eliminates or reduces the need for external release agents which otherwise could be applied to the mold. A mold release adjusting filler typically is used in an amount of up to about 2 wt % based upon the total weight of the layer.

A melt flow index adjusting filler is a filler which increases or decreases the melt flow, or ease of processing of the composition.

The layers may contain coupling agents that increase adhesion of materials within a particular layer e.g. to couple a filler to a resin composition, or between adjacent layers. Non-limiting examples of coupling agents include titanates, zirconates and silanes. Coupling agents typically are used in amounts of 0.1-2 wt % based upon the total weight of the composition in which the coupling agent is included.

A density adjusting filler is used to control the moment of inertia, and thus the initial spin rate of the ball and spin decay. The addition in one or more layers, and particularly in the outer cover layer of a filler with a lower specific gravity than the resin composition results in a decrease in moment of inertia and a higher initial spin rate than would result if no filler were used. The addition in one or more of the cover layers, and particularly in the outer cover layer of a filler with a higher specific gravity than the resin composition, results in an increase in moment of inertia and a lower initial spin rate. High specific gravity fillers are preferred as less volume is used to achieve the desired inner cover total weight. Nonreinforcing fillers are also preferred as they have minimal effect on COR. Preferably, the filler does not chemically react with the resin composition to a substantial degree, although some reaction may occur when, for example, zinc oxide is used in a shell layer which contains some ionomer.

The density-increasing fillers for use in the invention preferably have a specific gravity in the range of 1.0-20. The density-reducing fillers for use in the invention preferably have a specific gravity of 0.06-1.4, and more preferably 0.06-0.90. The flex modulus increasing fillers have a reinforcing or stiffening effect due to their morphology, their interaction with the resin, or their inherent physical properties. The flex modulus reducing fillers have an opposite effect due to their relatively flexible properties compared to the matrix resin. The melt flow index increasing fillers have a flow enhancing effect due to their relatively high melt flow versus the matrix. The melt flow index decreasing fillers have an opposite effect due to their relatively low melt flow index versus the matrix.

Fillers which may be employed in layers other than the outer cover layer may be or are typically in a finely divided form, for example, in a size generally less than about 20 mesh, preferably less than about 100 mesh U.S. standard size, except for fibers and flock, which are generally elongated. Flock and fiber sizes should be small enough to facilitate processing. Filler particle size will depend upon desired effect, cost, ease of addition, and dusting considerations. The filler preferably is selected from the group consisting of precipitated hydrated silica, clay, talc, asbestos, glass fibers, aramid fibers, mica, calcium metasilicate, barium sulfate, zinc sulfide, lithopone, silicates, silicon

US 6,638,185 B2

53

carbide, diatomaceous earth, polyvinyl chloride, carbonates, metals, metal alloys, tungsten carbide, metal oxides, metal stearates, particulate carbonaceous materials, micro balloons, and combinations thereof. Non-limiting examples of suitable fillers, their densities, and their preferred uses are as follows:

TABLE 31

Filler Type	Spec. Grav.	Comments
Precipitated hydrted silica	2.0	1, 2
Clay	2.62	1, 2
Talc	2.85	1, 2
Asbestos	2.5	1, 2
Glass fibers	2.55	1, 2
Aramid fibers (KEVLAR®)	1.44	1, 2
Mica	2.8	1, 2
Calcium metasilicate	2.9	1, 2
Barium sulfate	4.6	1, 2
Zinc sulfide	4.1	1, 2
Lithopone	4.2-4.3	1, 2
Silicates	2.1	1, 2
Silicon carbide platelets	3.18	1, 2
Silicon carbide whiskers	3.2	1, 2
Tungsten carbide	15.6	1
Diatomaceous earth	2.3	1, 2
Polyvinyl chloride	1.41	1, 2
<u>Carbonates</u>		
Calcium carbonate	2.71	1, 2
Magnesium carbonate	2.20	1, 2
<u>Metals and Alloys (powders)</u>		
Titanium	4.51	1
Tungsten	19.35	1
Aluminum	2.70	1
Bismuth	9.78	1
Nickel	8.90	1
Molybdenum	10.2	1
Iron	7.86	1
Steel	7.8-7.9	1
Lead	11.4	1, 2
Copper	8.94	1
Brass	8.2-8.4	1
Boron	2.34	1
Boron carbide whiskers	2.52	1, 2
Bronze	8.70-8.74	1
Cobalt	8.92	1
Beryllium	1.84	1
Zinc	7.14	1
Tin	7.31	1
<u>Metal Oxides</u>		
Zinc oxide	5.57	1, 2
Iron oxide	5.1	1, 2
Aluminum oxide	4.0	1, 2
Titanium oxide	3.9-4.1	1, 2
Magnesium oxide	3.3-3.5	1, 2
Zirconium oxide	5.73	1, 2
<u>Metal Stearates</u>		
Zinc stearate	1.09	3, 4
Calcium stearate	1.03	3, 4
Barium stearate	1.23	3, 4
Lithium stearate	1.01	3, 4
Magnesium stearate	1.03	3, 4
<u>Particulate carbonaceous materials</u>		
Graphite	1.5-1.8	1, 2
Carbon black	1.8	1, 2
Natural bitumen	1.2-1.4	1, 2
Cotton flock	1.3-1.4	1, 2
Cellulose flock	1.15-1.5	1, 2
Leather fiber	1.2-1.4	1, 2
<u>Micro balloons</u>		
Glass	0.15-1.1	1, 2
Ceramic	0.2-0.7	1, 2
Fly ash	0.6-0.8	1, 2

54

TABLE 31-continued

Filler Type	Spec. Grav.	Comments
<u>Coupling Agents Adhesion Promoters</u>		
Titanates	0.95-1.17	
Zirconates	0.92-1.11	
Silanes	0.95-1.2	

10 COMMENTS:

- 1 Particularly useful for adjusting density of the cover layer.
- 2 Particularly useful for adjusting flex modulus of the cover layer.
- 3 Particularly useful for adjusting mold release of the cover layer.
- 4 Particularly useful for increasing melt flow index of the cover layer.

- 15 All fillers except for metal stearates would be expected to reduce the melt flow index of the cover layer.

The amount of filler employed is primarily a function of weight requirements and distribution.

- 20 The invention has been described with reference to the preferred embodiment. Obviously, modifications and alterations will occur to others upon reading and understanding the preceding detailed description. It is intended that the invention be construed as including all such modifications and alterations insofar as they come within the scope of the appended claims or the equivalents thereof.

What is claimed is:

1. A golf ball comprising:

- 30 a polybutadiene core;
- a thermoplastic inner cover layer disposed about the core, the inner cover layer comprising an ionomer resin, wherein said inner cover layer has a Shore D hardness of at least about 65 as measured on the curved surface thereof; and
- 35 an outer cover layer disposed on the inner cover layer, the outer cover layer comprising a polyurethane material having a Shore D hardness of from about 10 to about 55;
- 40 wherein the golf ball exhibits a coefficient of restitution of at least 0.790.

2. The golf ball according to claim 1, wherein the outer cover layer comprises a polyurethane having a Shore D hardness of from about 30 to about 55.

- 45 3. The golf ball according to claim 1, wherein the outer cover layer has a thickness of 0.030 to 0.060 inches.

4. The golf ball according to claim 3, wherein the outer cover layer has a thickness of about 0.030 inches.

5. The golf ball according to claim 1, wherein the outer cover layer comprises a castable polyurethane material.

6. The golf ball according to claim 1, wherein the outer cover layer comprises a polyurethane having a flex modulus of from about 1,000 to about 310,000 psi.

7. The golf ball according to claim 6, wherein the polyurethane has a flex modulus of from about 5 to about 100 kpsi.

8. The golf ball according to claim 7, wherein the polyurethane has a flex modulus of from about 5 to about 20 kpsi.

9. The golf ball according to claim 1, wherein the golf ball exhibits a PGA compression of 90 or less.

10. The golf ball according to claim 1, wherein the golf ball exhibits a coefficient of restitution of at least 0.800.

11. A golf ball comprising:

- 65 a core;
- an inner cover layer disposed on the core, the inner cover layer having a Shore D hardness of at least 65 as

US 6,638,185 B2

55

measured on the curved outer surface thereof, and including at least one high acid ionomer resin comprising greater than 16% by weight of an alpha, beta-unsaturated carboxylic acid;

an outer cover layer disposed about the inner cover layer, the outer cover layer comprising a polyurethane material;

wherein the golf ball exhibits a PGA compression of 90 or less, and a coefficient of restitution of at least 0.780.

12. The golf ball according to claim 12, wherein the outer cover layer has a thickness of about 0.030 to about 0.070 inches.

56

13. The golf ball according to claim 12, wherein the outer cover layer has a thickness of about 0.030 inches to about 0.060 inches.

14. The golf ball according to claim 13, wherein the outer cover layer has a thickness of about 0.030 inches.

15. The golf ball according to claim 12, wherein the ball exhibits a PGA compression of 80 or less.

16. The golf ball according to claim 12, wherein the outer cover layer comprises a castable polyurethane material.

17. The golf ball according to claim 12, wherein the golf ball exhibits a coefficient of restitution of at least 0.800.

* * * * *



US007160207B2

(12) **United States Patent**
Kennedy, III et al.

(10) **Patent No.:** **US 7,160,207 B2**
(45) **Date of Patent:** ***Jan. 9, 2007**

(54) **MULTI-LAYER GOLF BALL**

(75) **Inventors:** **Thomas J. Kennedy, III**, Wilbraham, MA (US); **Michael J. Tzivanis**, Chicopee, MA (US); **Viktor Keller**, Bradenton, FL (US); **William M. Risen, Jr.**, Rumford, RI (US); **Mark L. Binette**, Ludlow, MA (US); **John L. Nealon**, Springfield, MA (US)

(73) **Assignee:** **Callaway Golf Company**, Carlsbad, CA (US)

(*) **Notice:** Subject to any disclaimer, the term of this patent is extended or adjusted under 35 U.S.C. 154(b) by 0 days.

This patent is subject to a terminal disclaimer.

(21) **Appl. No.:** **10/712,942**

(22) **Filed:** **Nov. 13, 2003**

(65) **Prior Publication Data**

US 2004/0132545 A1 Jul. 8, 2004

Related U.S. Application Data

(60) Division of application No. 09/993,422, filed on Nov. 5, 2001, now Pat. No. 6,648,777, which is a continuation-in-part of application No. 09/783,484, filed on Feb. 14, 2001, now Pat. No. 6,667,001, said application No. 09/993,422 is a continuation-in-part of application No. 09/411,690, filed on Oct. 1, 1999, now Pat. No. 6,290,614, which is a continuation-in-part of application No. 09/040,798, filed on Mar. 18, 1998, now Pat. No. 6,855,073, which is a continuation of application No. 09/040,456, filed on Mar. 18, 1998, now Pat. No. 6,213,894, which is a continuation-in-part of application No. 08/631,613, filed on Apr. 10, 1996, now Pat. No. 5,803,831, which is a continuation-in-part of application No. 08/591,046, filed on Jan. 25, 1996, now abandoned, and a continuation-in-part of application No. 08/542,793, filed on Oct. 13, 1995, now abandoned, which is a continuation-in-part of application No. 08/070,510, filed on Jun. 1, 1993, now abandoned.

(51) **Int. Cl.**
A63B 37/06 (2006.01)

(52) **U.S. Cl.** **473/374**

(58) **Field of Classification Search** **473/376, 473/377, 368, 373, 374, 378**

See application file for complete search history.

(56) **References Cited**

U.S. PATENT DOCUMENTS

2,741,480 A 4/1956 Smith

(Continued)

FOREIGN PATENT DOCUMENTS

CA 2137841 6/1995

(Continued)

OTHER PUBLICATIONS

A General Reference Manual, "The Chemistry of Polyurethane Coatings", Mobay Corporation, pp. 1-16, (1988).

(Continued)

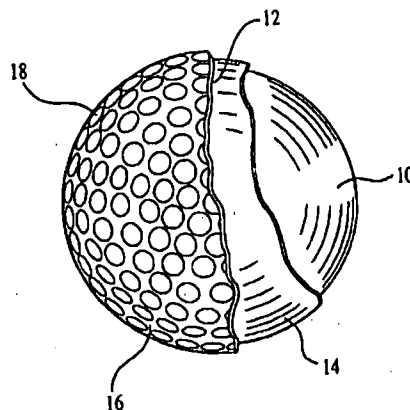
Primary Examiner—Raeann Gorden

(74) *Attorney, Agent, or Firm*—Michael A. Catania; Elaine H. Lo

(57) **ABSTRACT**

Disclosed herein is a multi-layer golf ball having a soft outer cover. The golf ball has an inner cover layer with a Shore D hardness of 60 or more, and an outer cover with a Shore D hardness of 55 or less, and more preferably 50 or less. In a particularly preferred form of the invention, the outer cover comprises one or more polyurethane materials. The golf ball of the invention has exceptionally soft feel and high spin rates on short shots of 80 yards or less and, particularly, 40 yards or less, while maintaining good distance and average spin on full shots.

6 Claims, 1 Drawing Sheet



US 7,160,207 B2

Page 2

U.S. PATENT DOCUMENTS

2,973,800 A	3/1961	Muccino	5,273,286 A	12/1993	Sun
3,053,539 A	9/1962	Piechowski	5,273,287 A	12/1993	Molitor et al.
3,264,272 A	8/1966	Rees	5,274,041 A	12/1993	Yamada
3,313,545 A	4/1967	Bartsch	5,281,651 A	1/1994	Arjunan et al.
3,373,123 A	3/1968	Brice	5,300,334 A	4/1994	Niederst et al.
3,384,612 A	5/1968	Brandt et al.	5,304,608 A	4/1994	Yabuki et al.
3,458,205 A	7/1969	Smith et al.	5,306,760 A	4/1994	Sullivan
3,502,338 A	3/1970	Cox	5,312,857 A	5/1994	Sullivan
3,534,965 A	10/1970	Harrison et al.	5,314,187 A	5/1994	Proudfit
3,572,721 A	3/1971	Harrison et al.	5,324,783 A	6/1994	Sullivan
3,883,145 A	5/1975	Cox et al.	5,328,959 A	7/1994	Sullivan
3,979,126 A	9/1976	Dusbiber	5,330,837 A	7/1994	Sullivan
3,989,568 A *	11/1976	Isaac 156/182	5,334,673 A	8/1994	Wu
4,076,255 A	2/1978	Moore et al.	5,368,304 A	11/1994	Sullivan et al.
4,085,937 A	4/1978	Schenk	5,387,750 A	2/1995	Chiang
4,123,061 A	10/1978	Dusbiber	5,403,010 A	4/1995	Yabuki et al.
4,190,711 A	2/1980	Zdrahala et al.	5,439,227 A	8/1995	Egashira et al.
4,218,543 A	8/1980	Weber et al.	5,480,155 A	1/1996	Molitor et al.
4,248,432 A	2/1981	Hewitt et al.	5,482,285 A	1/1996	Yabuki et al.
4,272,079 A	6/1981	Nakade et al.	5,484,870 A	1/1996	Wu
4,274,637 A	6/1981	Molitor	5,490,673 A	2/1996	Hiraoka
4,337,946 A	7/1982	Saito et al.	5,490,674 A	2/1996	Hamada et al.
4,431,193 A *	2/1984	Nesbitt 473/374	5,492,972 A	2/1996	Stefani
4,442,282 A	4/1984	Kolycheck	5,508,350 A	4/1996	Cadorniga et al.
4,570,937 A	2/1986	Yamada	5,553,852 A	9/1996	Higuchi et al.
4,582,887 A	4/1986	Dominguez et al.	5,586,950 A	12/1996	Endo
4,590,219 A	5/1986	Nissen et al.	5,628,699 A	5/1997	Maruko et al.
4,607,090 A	8/1986	Dominguez	5,668,239 A	9/1997	Nodelman et al.
4,674,751 A	6/1987	Molitor et al.	5,674,137 A	10/1997	Maruko et al.
4,679,795 A	7/1987	Melvin et al.	5,688,191 A	11/1997	Cavallaro et al.
4,683,257 A	7/1987	Kakiuchi et al.	5,692,974 A	12/1997	Wu et al.
4,688,801 A	8/1987	Reiter	5,730,665 A	3/1998	Shimosaka et al.
4,690,981 A	9/1987	Statz	5,733,206 A	3/1998	Nesbitt et al.
4,695,055 A	9/1987	Newcomb et al.	5,733,207 A	3/1998	Sullivan et al.
4,714,253 A	12/1987	Nakahara et al.	5,733,428 A	3/1998	Calabria et al.
4,762,322 A	8/1988	Molitor et al.	5,739,247 A	4/1998	Lesko et al.
4,798,386 A	1/1989	Berard	5,739,253 A	4/1998	Nodelman et al.
4,848,770 A	7/1989	Shama	5,750,580 A	5/1998	Mayer et al.
4,852,884 A	8/1989	Sullivan	5,759,676 A	6/1998	Cavallaro et al.
4,858,924 A	8/1989	Saito et al.	5,779,561 A	7/1998	Sullivan et al.
4,878,674 A	11/1989	Newcomb et al.	5,779,562 A	7/1998	Melvin et al.
4,884,814 A	12/1989	Sullivan	5,779,563 A	7/1998	Yamagishi et al.
4,911,451 A	3/1990	Sullivan et al.	5,783,293 A	7/1998	Lammi
4,919,434 A	4/1990	Saito	5,792,008 A	8/1998	Kakiuchi et al.
4,957,297 A	9/1990	Newcomb et al.	5,797,808 A	8/1998	Hayashi et al.
4,979,746 A	12/1990	Gentiluomo	5,800,284 A	9/1998	Sullivan et al.
4,984,804 A	1/1991	Yamada et al.	5,803,831 A	9/1998	Sullivan et al.
4,986,545 A	1/1991	Sullivan	5,810,678 A	9/1998	Cavallaro et al.
5,002,281 A	3/1991	Nakahara et al.	5,813,923 A	9/1998	Cavallaro et al.
5,006,297 A	4/1991	Brown et al.	5,816,937 A	10/1998	Shimosaka et al.
5,019,319 A	5/1991	Nakamura et al.	5,820,488 A	10/1998	Sullivan et al.
5,026,067 A	6/1991	Gentiluomo	5,820,489 A	10/1998	Sullivan et al.
5,035,425 A	7/1991	Edwards	5,820,491 A	10/1998	Hatch et al.
5,045,591 A	9/1991	Meyer et al.	5,827,167 A	10/1998	Dougan et al.
5,048,838 A	9/1991	Chikaraishi et al.	5,830,087 A	11/1998	Sullivan et al.
5,068,151 A	11/1991	Nakamura	5,833,553 A	11/1998	Sullivan et al.
5,072,944 A	12/1991	Nakahara et al.	5,833,554 A	11/1998	Sullivan et al.
5,096,201 A	3/1992	Egashira et al.	5,836,833 A	11/1998	Shimosaka et al.
5,098,105 A	3/1992	Sullivan	5,849,168 A	12/1998	Lutz
5,104,126 A	4/1992	Gentiluomo	5,856,388 A	1/1999	Harris et al.
5,120,791 A	6/1992	Sullivan	5,863,264 A	1/1999	Yamagishi et al.
5,142,835 A	9/1992	Mrocca	5,873,796 A	2/1999	Cavallaro et al.
5,150,906 A	9/1992	Molitor et al.	5,885,172 A	3/1999	Hebert et al.
5,156,405 A	10/1992	Kitao et al.	5,888,437 A	3/1999	Calabria et al.
5,184,828 A	2/1993	Kim et al.	5,891,973 A	4/1999	Sullivan et al.
5,187,013 A	2/1993	Sullivan	5,897,884 A	4/1999	Calabria et al.
5,197,740 A	3/1993	Pocklington et al.	5,899,822 A	5/1999	Yamagishi et al.
5,219,973 A	6/1993	Slack et al.	5,902,192 A	5/1999	Kashiwagi et al.
5,222,739 A	6/1993	Horiuchi et al.	5,902,855 A	5/1999	Sullivan
5,244,969 A	9/1993	Yamada	5,908,358 A	6/1999	Wu
5,253,871 A	10/1993	Viollaz	5,919,862 A	7/1999	Rajagopalan
			5,922,252 A	7/1999	Stanton et al.
			5,929,189 A	7/1999	Ichikawa et al.

US 7,160,207 B2

Page 3

5,935,021 A	8/1999	Kashiwagi et al.	
5,947,842 A	9/1999	Cavallaro et al.	
5,947,843 A	9/1999	Calabria et al.	
5,959,059 A	9/1999	Vedula et al.	
5,976,035 A	11/1999	Umezawa et al.	
5,984,807 A	11/1999	Wai et al.	
6,083,119 A	7/2000	Sullivan et al.	
6,123,628 A	9/2000	Ichikawa et al.	
6,213,894 B1 *	4/2001	Sullivan et al.	473/374
6,359,066 B1 *	3/2002	Yabuki	525/71
6,648,777 B1 *	11/2003	Kennedy et al.	473/374

FOREIGN PATENT DOCUMENTS

EP	0 589 647	3/1994
EP	0 630 665	12/1994
EP	0 633 043	1/1995
EP	0 637 459	2/1995
GB	494031	10/1938
GB	2245580	1/1992
GB	2248067	3/1992
GB	2264302	8/1993
GB	2276628	10/1994
GB	2286400	8/1995
GB	2291811	2/1996
GB	2291812	2/1996
JP	1771941	8/1992
JP	1795357	1/1993
WO	00212	1/1995

OTHER PUBLICATIONS

A Properties Guide, "Thermoplastics and Polyurethanes", Bayer Corporation, pp. 1-29, (no date).

A General Reference Manual, "The Chemistry of Polyurethane Coatings", Mobay Corporation, pp. 2-15.

DuPont NUCREL 035 Resin, DuPont Company, Wilmington, DE 19898 (no date included).

Bayer Corporation, "Engineering Polymers Properties Guide Thermoplastics and Polyurethanes", brochure, pp. 2-7, 28-29.

ESCOR Acid Terpolymers, Exxon Chemical Company.

Cytec Industries, Inc., "TMXDI (META) Slipshatic Isocyanates", brochure, pp. 2-11, (Sep. 1994).

Miles, Inc., "Engineering Polymers Properties Guide Thermoplastics and Thermosets", brochure, pp. 2-23, (May 1994).

Bayer Corporation, "Engineering Polymers RIM and Part Mold Design", brochure, pp. 1-85, (May 1995).

Research Disclosure Nol. 27103—DuPont, Nov. 1986.

Polyurethane Handbook, "Chemistry-Raw Materials -Processing Applications-Properties", edited by Oertel et al., Hanser/JGardner Publications Inc., 101, 102, (1994).

DuPont NUCREL 035 Resin —Technical Information, DuPont Company, Polymer Products Department, Wilmington, DE, (1989).

A Design Guide, "RIM Part and Mold Design", Bayer Corporation, pp. 1-84, (1995).

Product Announcement, "New Polyurea System Offering Rapid Mold Times and Excellent Thermal Stability For Automotive Fascias is Introduced by Mobay", PRNewswire, Mar. 1, 1998.

* cited by examiner

U.S. Patent

Jan. 9, 2007

US 7,160,207 B2

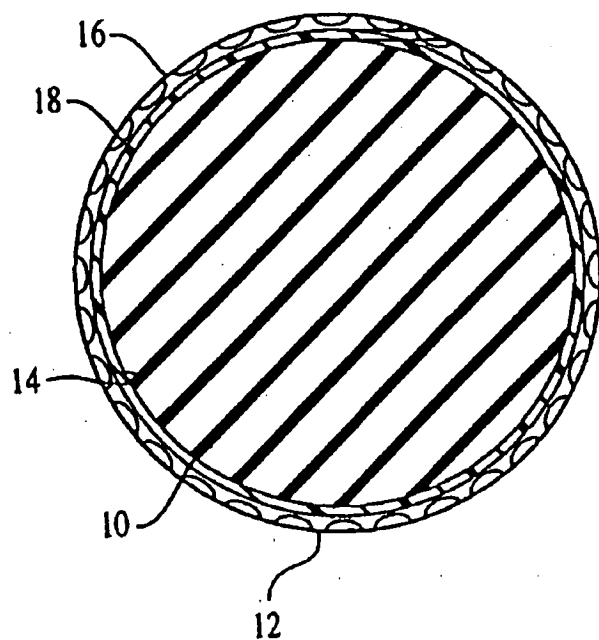


FIG. 1

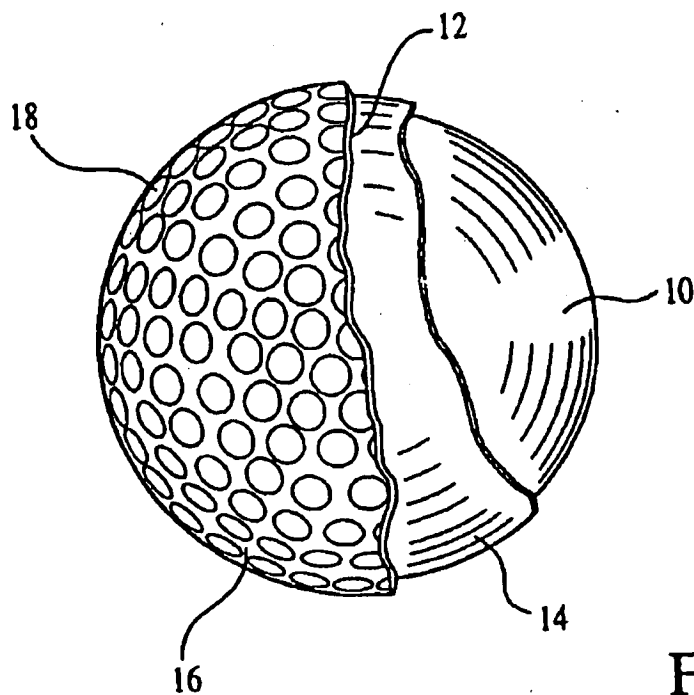


FIG. 2

US 7,160,207 B2

1

MULTI-LAYER GOLF BALL

CROSS REFERENCES TO RELATED APPLICATIONS

This application is a divisional of U.S. application Ser. No. 09/993,422 filed on Nov. 5, 2001 now U.S. Pat. No. 6,648,777, which is a continuation-in-part of U.S. application Ser. No. 09/783,484 filed on Feb. 14, 2001 now U.S. Pat. No. 6,667,001, which is a continuation of U.S. application Ser. No. 09/040,456 filed on Mar. 18, 1998, now U.S. Pat. No. 6,213,894, which is a continuation-in-part of U.S. application Ser. No. 08/631,613 filed on Apr. 10, 1996, now U.S. Pat. No. 5,803,831, which is a continuation-in-part of U.S. application Ser. No. 08/591,046 filed on Jan. 25, 1996, now abandoned, and a continuation-in-part of application Ser. No. 08/542,793 filed on Oct. 13, 1995, now abandoned, which in turn is a continuation-in-part of U.S. application Ser. No. 08/070,510 filed Jun. 1, 1993, now abandoned. U.S. application Ser. No. 09/993,422 is also a continuation-in-part of U.S. application Ser. No. 09/411,690 filed on Oct. 1, 1999, now U.S. Pat. No. 6,290,614, which is a continuation-in-part of U.S. application Ser. No. 09/040,798 filed on Mar. 18, 1998 now U.S. Pat. No. 6,855,073.

FIELD OF THE INVENTION

The present invention relates to golf balls and, more particularly, to improved golf balls comprising multi-layer covers which have a hard inner layer and a relatively soft outer layer.

BACKGROUND OF THE INVENTION

Traditional golf ball covers have been comprised of balata or blends of balata with elastomeric or plastic materials. The traditional balata covers are relatively soft and flexible. Upon impact, the soft balata covers compress against the surface of the club producing high spin. Consequently, the soft and flexible balata covers provide an experienced golfer with the ability to apply a spin to control the ball in flight in order to produce a draw or a fade, or a backspin which causes the ball to "bite" or stop abruptly on contact with the green. Moreover, the soft balata covers produce a soft "feel" to the low handicap player. Such playability properties (workability, feel, etc.) are particularly important in short iron play with low swing speeds and are exploited significantly by relatively skilled players.

Despite all the benefits of balata, balata covered golf balls are easily cut and/or damaged if mis-hit. Golf balls produced with balata or balata-containing cover compositions therefore have a relatively short life-span.

As a result of this negative property, balata and its synthetic substitutes, trans-polybutadiene and transpolyisoprene, have been essentially replaced as the cover materials of choice by new cover materials comprising ionomeric resins.

Ionomeric resins are polymers containing interchain ionic bonding. As a result of their toughness, durability and flight characteristics, various ionomeric resins sold by E. I. DuPont de Nemours & Company under the trademark "Surlyn®" and more recently, by the Exxon Corporation (see U.S. Pat. No. 4,911,451) under the trademarks "Escor®" and the designation Iotek®, have become the materials of choice for the construction of golf ball covers over the traditional "balata" (transpolyisoprene, natural or synthetic) rubbers. As stated, the softer balata covers,

2

although exhibiting enhanced playability properties, lack the durability (cut and abrasion resistance, fatigue endurance, etc.) properties required for repetitive play.

Ionomeric resins are generally ionic copolymers of an olefin, such as ethylene, and a metal salt of an unsaturated carboxylic acid, such as acrylic acid, methacrylic acid, or maleic acid. Metal ions, such as sodium or zinc, are used to neutralize some portion of the acidic group in the copolymer resulting in a thermoplastic elastomer exhibiting enhanced properties, i.e. durability, etc., for golf ball cover construction over balata. However, some of the advantages gained in increased durability have been offset to some degree by the decreases produced in playability. This is because although the ionomeric resins are very durable, they tend to be very hard when utilized for golf ball cover construction, and thus lack the degree of softness required to impart the spin necessary to control the ball in flight. Since the ionomeric resins are harder than balata, the ionomeric resin covers do not compress as much against the face of the club upon impact, thereby producing less spin. In addition, the harder and more durable ionomeric resins lack the "feel" characteristic associated with the softer balata related covers.

As a result, while there are currently more than fifty (50) commercial grades of ionomers available both from DuPont and Exxon, with a wide range of properties which vary according to the type and amount of metal cations, molecular weight, composition of the base resin (i.e., relative content of ethylene and methacrylic and/or acrylic acid groups) and additive ingredients such as reinforcement agents, etc., a great deal of research continues in order to develop a golf ball cover composition exhibiting not only the improved impact resistance and carrying distance properties produced by the "hard" ionomeric resins, but also the playability (i.e., "spin", "feel", etc.) characteristics previously associated with the "soft" balata covers, properties which are still desired by the more skilled golfer.

Consequently, a number of two-piece (a solid resilient center or core with a molded cover) and three-piece (a liquid or solid center, elastomeric winding about the center, and a molded cover) golf balls have been produced to address these needs. The different types of materials utilized to formulate the cores, covers, etc. of these balls dramatically alters the balls' overall characteristics. In addition, multi-layered covers containing one or more ionomer resins have also been formulated in an attempt to produce a golf ball having the overall distance, playability and durability characteristics desired.

This was addressed by Spalding Sports Worldwide, Inc., the assignee of the present invention, in U.S. Pat. No. 4,431,193 where a multi-layered golf ball is produced by initially molding a first cover layer on a spherical core and then adding a second layer. The first layer is comprised of a hard, high flexural modulus resinous material such as type 1605 Surlyn® (now designated Surlyn® 8940). Type 1605 Surlyn® (Surlyn® 8940) is a sodium ion based low acid (less than or equal to 15 weight percent methacrylic acid) ionomer resin having a flexural modulus of about 51,000 psi. An outer layer of a comparatively soft, low flexural modulus resinous material such as type 1855 Surlyn® (now designated Surlyn® 9020) is molded over the inner cover layer. Type 1855 Surlyn® (Surlyn® 9020) is a zinc ion based low acid (10 weight percent methacrylic acid) ionomer resin having a flexural modulus of about 14,000 psi.

The '193 patent teaches that the hard, high flexural modulus resin which comprises the first layer provides for a gain in coefficient of restitution over the coefficient of restitution of the core. The increase in the coefficient of

US 7,160,207 B2

3

restitution provides a ball which serves to attain or approach the maximum initial velocity limit of 255 feet per second as provided by the United States Golf Association (U.S.G.A.) rules. The relatively soft, low flexural modulus outer layer provides for the advantageous "feel" and playing characteristics of a balata covered golf ball.

In various attempts to produce a durable, high spin ionomer golf ball, the golfing industry has blended the hard ionomer resins with a number of softer ionomeric resins. U.S. Pat. Nos. 4,884,814 and 5,120,791 are directed to cover compositions containing blends of hard and soft ionomeric resins. The hard copolymers typically are made from an olefin and an unsaturated carboxylic acid. The soft copolymers are generally made from an olefin, an unsaturated carboxylic acid, and an acrylate ester. It has been found that golf ball covers formed from hard-soft ionomer blends tend to become scuffed more readily than covers made of hard ionomer alone. It would be useful to develop a golf ball having a combination of softness and durability which is better than the softness-durability combination of a golf ball cover made from a hard-soft ionomer blend.

Most professional golfers and good amateur golfers desire a golf ball that provides distance when hit off a driver, control and stopping ability on full iron shots, and high spin on short "touch and feel" shots. Many conventional two-piece and thread wound performance golf balls have undesirable high spin rates on full shots. The excessive spin on full shots is a sacrifice made in order to achieve more spin which is desired on the shorter touch shots. It would be beneficial to provide a golf ball which has high spin for touch shots without generating excessive spin on full shots.

SUMMARY OF THE INVENTION

An object of the invention is to provide a golf ball with a soft cover which has good scuff resistance.

Yet another object of the invention is to provide a golf ball having a favorable combination of spin rate and durability.

A further object of the invention is to provide a golf ball having a soft cover made from a cover material which is blended with minimal mixing difficulties.

Another object of the invention is to provide a method of making a golf ball which has a soft cover with good scuff resistance and cut resistance.

Another object of the invention is to provide a golf ball which has a high spin on shots of 250 feet or less and an average spin on full shots using a 9 iron.

Yet another object of the invention is to provide a method of making a durable golf ball with a relatively high spin rate.

A further object of the invention is to provide a multi-layer golf ball having exceptionally soft feel and high spin rates on short shots while maintaining good distance on full shots.

Yet another object of the invention is to provide a multi-layer golf ball having a high spin rate on short shots and not having an excessive spin rate on long shots.

Other objects will be in part obvious and in part pointed out more in detail hereafter.

In a first aspect, the present invention provides a golf ball, comprising a core, a thermoplastic inner cover layer formed over the core, the inner cover layer having a Shore D hardness of at least 60 as measured on the surface thereof, and an outer cover layer formed over the inner cover layer, the outer cover layer having a Shore D hardness of no more than 55 as measured on the surface thereof, the golf ball having a PGA compression of 100 or less and a coefficient of restitution of at least 0.770.

4

In another aspect, the present invention provides a golf ball comprising a core, an inner cover layer formed over the core, and an outer cover layer formed over the inner cover layer. The inner cover layer has a Shore D hardness of at least 60 as measured on the curved surface thereof and is formed of a composition including at least one material selected from the group of consisting of polyphenylene ether/ionomer blends, ionomers, polyamides, polyurethanes, polyester elastomers, polyester amides, metallocene catalyzed polyolefins, and blends thereof. The outer cover layer has a Shore D hardness of no more than 55 as measured on the curved surface thereof. The golf ball has a spin factor of about 5, a PGA compression of 100 or less, and a coefficient of restitution of at least 0.770.

In yet another aspect, the present invention provides a golf ball comprising an inner ball and an outer cover layer formed over the inner ball. The inner ball comprises a core and an inner cover layer disposed about the core. The inner ball has a coefficient of restitution of at least 0.780. The outer cover layer has a Shore D hardness of no more than 55 as measured on the curved surface thereof. The golf ball has a coefficient of restitution of at least 0.770 and a PGA compression of 100 or less.

In a further aspect, the present invention provides a golf ball comprising a core, an inner cover layer disposed about the core, and an outer cover layer disposed about the inner cover layer. The inner cover layer has a Shore D hardness of at least 60 as measured on the curved surface thereof and comprises at least one material selected from the group consisting of polyphenylene ether/ionomer blends, ionomers, polyamides, polyurethanes, polyester elastomers, polyester amides, metallocene catalyzed polyolefins, and blends thereof. The outer cover layer has a Shore D hardness of no more than 55 as measured on the curved surface thereof and comprises at least one material selected from the group consisting of polyphenylene ether/ionomer blends, ionomers, polyamides, polyurethanes, polyester elastomers, polyester amides, metallocene catalyzed polyolefins, and blends thereof. The golf ball has a PGA compression of 100 or less and a coefficient of restitution of at least 0.770.

The invention accordingly comprises the several steps and the relation of one or more of such steps with respect to each of the others and the articles possessing the features, properties, and the relation of elements exemplified in the following detailed disclosure.

BRIEF DESCRIPTION OF THE DRAWINGS

The following is a brief description of the drawings, which are presented for the purposes of illustrating the invention and not for the purposes of limiting the same.

FIG. 1 is a cross-sectional view of a golf ball embodying the invention illustrating a core 10 and a cover 12 consisting of an inner layer 14 and an outer layer 16 having dimples 18; and

FIG. 2 is a diametrical cross-sectional view of a golf ball of the invention having a core 10 and a cover 12 made of an inner layer 14 and an outer layer 16 having dimples 18.

DETAILED DESCRIPTION OF THE PREFERRED EMBODIMENTS

The present invention relates to improved multi-layer golf balls, particularly a golf ball comprising a multi-layered cover 12 over a solid core 10, and method for making same. The golf balls of the invention, which can be of a standard

US 7,160,207 B2

5

or enlarged size, have a unique combination of high coefficient of restitution and a high spin rate on short shots.

The core 10 of the golf ball can be formed of a solid, a liquid, or any other substance which will result in an inner ball, i.e. core and inner cover layer, having the desired COR, compression and hardness. The multi-layered cover 12 comprises two layers: a first or inner layer or ply 14 and a second or outer layer or ply 16. The inner layer 14 can be ionomer, ionomer blends, non-ionomer, non-ionomer blends, or blends of ionomer and non-ionomer. The outer layer 16 is softer than the inner layer and can be ionomer, ionomer blends, non-ionomer, non-ionomer blends or blends of ionomer and non-ionomer.

In a first preferred embodiment, the inner layer 14 is comprised of a high acid (i.e. greater than 16 weight percent acid) ionomer resin or high acid ionomer blend. Preferably, the inner layer is comprised of a blend of two or more high acid (i.e. at least 16 weight percent acid) ionomer resins neutralized to various extents by different metal cations. The inner cover layer may or may not include a metal stearate (e.g., zinc stearate) or other metal fatty acid salt. The purpose of the metal stearate or other metal fatty acid salt is to lower the cost of production without affecting the overall performance of the finished golf ball. In a second embodiment, the inner layer 14 is comprised of a low acid (i.e. 16 weight percent acid or less) ionomer blend. Preferably, the inner layer is comprised of a blend of two or more low acid (i.e. 16 weight percent acid or less) ionomer resins neutralized to various extents by different metal cations. The inner cover layer may or may not include a metal stearate (e.g., zinc stearate) or other metal fatty acid salt.

It has been found that a hard inner layer provides for a substantial increase in resilience (i.e., enhanced distance) over known multi-layer covered balls. The softer outer layer provides for desirable "feel" and high spin rate while maintaining respectable resiliency. The soft outer layer allows the cover to deform more during impact and increases the area of contact between the club face and the cover, thereby imparting more spin on the ball. As a result, the soft cover provides the ball with a balata-like feel and playability characteristics with improved distance and durability. Consequently, the overall combination of the inner and outer cover layers results in a golf ball having enhanced resilience (improved travel distance) and durability (i.e. cut resistance, etc.) characteristics while maintaining and in many instances, improving, the playability properties of the ball.

The combination of a hard inner cover layer with a soft, relatively low modulus ionomer, ionomer blend or other non-ionomeric thermoplastic elastomer outer cover layer provides for excellent overall coefficient of restitution (i.e., excellent resilience) because of the improved resiliency produced by the inner cover layer. While some improvement in resiliency is also produced by the outer cover layer, the outer cover layer generally provides for a more desirable feel and high spin, particularly at lower swing speeds with highly lofted clubs such as half wedge shots.

Inner Cover Layer

The inner cover layer is harder than the outer cover layer and generally has a thickness in the range of 0.01 to 0.15

6

inches, preferably 0.01–0.10 inches, more preferably 0.03 to 0.07 inches for a 1.68 inch ball and 0.05 to 0.10 inches for a 1.72 inch (or more) ball. The core and inner cover layer together form an inner ball having a coefficient of restitution of 0.780 or more and more preferably 0.790 or more, and a diameter in the range of 1.48–1.66 inches for a 1.68 inch ball and 1.50–1.70 inches for a 1.72 inch (or more) ball. The inner cover layer has a Shore D hardness of 60 or more. It is particularly advantageous if the golf balls of the invention have an inner layer with a Shore D hardness of 65 or more. The above-described characteristics of the inner cover layer provide an inner ball having a PGA compression of 100 or less. It is found that when the inner ball has a PGA compression of 90 or less, excellent playability results.

The inner layer compositions of the embodiments described herein may include the high acid ionomers such as those developed by E.I. DuPont de Nemours & Company under the trademark Surlyn® and by Exxon Corporation under the trademark Escor® or tradename Iotek®, or blends thereof. Examples of compositions which may be used as the inner layer herein are set forth in detail in U.S. Ser. No. 08/174,765, now abandoned, which is a continuation of U.S. Ser. No. 07/776,803 filed Oct. 15, 1991, now abandoned, and Ser. No. 08/493,089, issued as U.S. Pat. No. 5,688,869, which is a continuation of Ser. No. 07/981,751, now abandoned, which in turn is a continuation of Ser. No. 07/901,660 filed Jun. 19, 1992, now abandoned, all of which are incorporated herein by reference. Of course, the inner layer high acid ionomer compositions are not limited in any way to those compositions set forth in said copending applications.

The high acid ionomers which may be suitable for use in formulating the inner layer compositions of the subject invention are ionic copolymers which are the metal, i.e., sodium, zinc, magnesium, etc., salts of the reaction product of an olefin having from about 2 to 8 carbon atoms and an unsaturated monocarboxylic acid having from about 3 to 8 carbon atoms. Preferably, the ionomeric resins are copolymers of ethylene and either acrylic or methacrylic acid. In some circumstances, an additional comonomer such as an acrylate ester (i.e., iso- or n-butylacrylate, etc.) can also be included to produce a softer terpolymer. The carboxylic acid groups of the copolymer are partially neutralized (i.e., approximately 10–100%, preferably 30–70%) by the metal ions. Each of the high acid ionomer resins which may be included in the inner layer cover compositions of the invention contains greater than about 16% by weight of a carboxylic acid, preferably from about 17% to about 25% by weight of a carboxylic acid, more preferably from about 18.5% to about 21.5% by weight of a carboxylic acid.

Although the inner layer cover composition preferably includes a high acid ionomeric resin and the scope of the patent embraces all known high acid ionomeric resins falling within the parameters set forth above, only a relatively limited number of these high acid ionomeric resins have recently become commercially available.

The high acid ionomeric resins available from Exxon under the designation Escor® and or Iotek®, are somewhat similar to the high acid ionomeric resins available under the Surlyn® trademark. However, since the Escor®/Iotek® ionomeric resins are sodium or zinc salts of poly(ethylene-

US 7,160,207 B2

7

acrylic acid) and the Surlyn® resins are zinc, sodium, magnesium, etc. salts of poly(ethylene-methacrylic acid), distinct differences in properties exist.

Examples of the high acid methacrylic acid based ionomers found suitable for use in accordance with this invention include Surlyn® 8220 and 8240 (both formerly known as forms of Surlyn® AD-8422), Surlyn 9220 (zinc cation), Surlyn® SEP-503-1 (zinc cation), and Surlyn® SEP-503-2 (magnesium cation). According to DuPont, all of these ionomers contain from about 18.5 to about 21.5% by weight methacrylic acid.

More particularly, Surlyn® AD-8422 is currently commercially available from DuPont in a number of different grades (i.e., AD-8422-2, AD-8422-3, AD-8422-5, etc.) based upon differences in melt index. According to DuPont, Surlyn® 8422, which is believed recently to have been redesignated as 8220 and 8240, offers the following general properties when compared to Surlyn® 8920, the stiffest, hardest of all on the low acid grades (referred to as "hard" ionomers in U.S. Pat. No. 4,884,814):

TABLE 1

	LOW ACID (15 wt % Acid)		HIGH ACID (>20 wt % Acid)
	SURLYN® 8920	SURLYN® 8422-2	SURLYN® 8422-3
IONOMER			
Cation	Na	Na	Na
Melt Index	1.2	2.8	1.0
Sodium, Wt %	2.3	1.9	2.4
Base Resin MI	60	60	60
MP ¹ , ° C.	88	86	85
FP ¹ , ° C.	47	48.5	45
COMPRESSION MOLDING²			
Tensile Break (psi)	4350	4190	5330
Yield (psi)	2880	3670	3590
Elongation (%)	315	263	289
Flex Modulus (Kpsi)	53.2	76.4	88.3
Shore D Hardness	66	67	68

¹DSC second heat, 10° C./min heating rate.

²Samples compression molded at 150° C. annealed 24 hours at 60° C. 8422-2, -3 were homogenized at 190° C. before molding.

8

In comparing Surlyn® 8920 to Surlyn® 8422-2 and Surlyn® 8422-3, it is noted that the high acid Surlyn® 8422-2 and 8422-3 ionomers have a higher tensile yield, lower elongation, slightly higher Shore D hardness and much higher flexural modulus. Surlyn® 8920 contains 15 weight percent methacrylic acid and is 59% neutralized with sodium.

In addition, Surlyn® SEP-503-1 (zinc cation) and Surlyn® SEP-503-2 (magnesium cation) are high acid zinc and magnesium versions of the Surlyn® AD 8422 high acid ionomers. When compared to the Surlyn® AD 8422 high acid ionomers, the Surlyn SEP-503-1 and SEP-503-2 ionomers can be defined as follows:

Surlyn® Ionomer	Ion	Melt Index	Neutralization %
AD 8422-3	Na	1.0	45
SEP 503-1	Zn	0.8	38
SEP 503-2	Mg	1.8	43

Furthermore, Surlyn® 8162 is a zinc cation ionomer resin containing approximately 20% by weight (i.e. 18.5–21.5% weight) methacrylic acid copolymer that has been 30–70% neutralized. Surlyn® 8162 is currently commercially available from DuPont.

Examples of the high acid acrylic acid based ionomers suitable for use in the present invention also include the Escor® or Iotek® high acid ethylene acrylic acid ionomers produced by Exxon such as Ex 1001, 1002, 959, 960, 989, 990, 1003, 1004, 993, 994. In this regard, Escor® or Iotek® 959 is a sodium ion neutralized ethylene-acrylic neutralized ethylene-acrylic acid copolymer. According to Exxon, Ioteks® 959 and 960 contain from about 19.0 to about 21.0% by weight acrylic acid with approximately 30 to about 70 percent of the acid groups neutralized with sodium and zinc ions, respectively. The physical properties of these high acid acrylic acid based ionomers are as follows:

TABLE 2

Property	Exxon High Acid Ionomers					
	Ex 1001	Ex 1002	ESCOR® (IOTEK) 959	Ex 1003	Ex 1004	ESCOR® (IOTEK) 960
Melt index, g/10 min.	1.0	1.6	2.1	1.1	2.0	1.8
Cation	Na	Na	Na	Zn	Zn	Zn
Melting Point, ° C.	83.7	83.7	—	82	82.5	79
Vicat Softening Point, ° C.	51.5	51.5	58	56	55	55
Tensile @ Break	34.4 MPa	31.7 MPa	34 MPa	24.8 MPa	20.6 MPa	24 MPa
Elongation @ Break, %	341	348	280	387	437	430
Hardness, Shore D	63	62	65	54	53	57
Flexural Modulus	365 MPa	380 MPa	480 MPa	147 MPa	130 MPa	170 MPa

US 7,160,207 B2

9

TABLE 3

Additional Exxon High Acid Ionomers					
Property	Unit	EX 989	EX 993	EX 994	EX 990
Melt Index	g/10 min.	1.30	1.25	1.32	1.24
Moisture	ppm	482	214	997	654
Cation Type	—	Na	Li	K	Zn
M+ content by AAS	wt %	2.74	0.87	4.54	0
Zn content by AAS	wt %	0	0	0	3.16
Density	kg/m ³	959	945	976	977
Vicat softening point	° C.	52.5	51	50	55.0
Crystallization point	° C.	40.1	39.8	44.9	54.4
Melting point	° C.	82.6	81.0	80.4	81.0
Tensile at yield	MPa	23.8	24.6	22	16.5
Tensile at break	MPa	32.3	31.1	29.7	23.8
Elongation at break	%	330	260	340	357
1% secant modulus	MPa	389	379	312	205
Flexural modulus	MPa	340	368	303	183
Abrasion resistance	mg	20.0	9.2	15.2	20.5
Hardness Shore D	—	62	62.5	61	56
Zwick Rebound	%	61	63	59	48

Furthermore, as a result of the development by the assignee of this application of a number of new high acid ionomers neutralized to various extents by several different types of metal cations, such as by manganese, lithium, potassium, calcium and nickel cations, several new high acid ionomers and/or high acid ionomer blends besides sodium, zinc and magnesium high acid ionomers or ionomer blends are now available for golf ball cover production. It has been found that these new cation neutralized high acid ionomer blends produce inner cover layer compositions exhibiting enhanced hardness and resilience due to synergies which occur during processing. Consequently, the metal cation neutralized high acid ionomer resins recently produced can be blended to produce substantially higher C.O.R.'s than those produced by the low acid ionomer inner cover compositions presently commercially available.

More particularly, several new metal cation neutralized high acid ionomer resins have been produced by the inventor by neutralizing, to various extents, high acid copolymers of an alpha-olefin and an alpha, beta-unsaturated carboxylic acid with a wide variety of different metal cation salts. This discovery is the subject matter of U.S. application Ser. No. 08/493,089, now U.S. Pat. No. 5,688,869, incorporated herein by reference. It has been found that numerous new metal cation neutralized high acid ionomer resins can be

10

ably about 20 weight percent acid), with a metal cation salt capable of ionizing or neutralizing the copolymer to the extent desired (i.e. from about 10% to 90%).

The base copolymer is made up of greater than 16% by weight of an alpha, beta-unsaturated carboxylic acid and an alpha-olefin. Optionally, a softening comonomer can be included in the copolymer. Generally, the alpha-olefin has from 2 to 10 carbon atoms and is preferably ethylene, and the unsaturated carboxylic acid is a carboxylic acid having from about 3 to 8 carbons. Examples of such acids include acrylic acid, methacrylic acid, ethacrylic acid, chloroacrylic acid, crotonic acid, maleic acid, fumaric acid, and itaconic acid, with acrylic acid being preferred.

The softening comonomer that can be optionally included in the inner cover layer for the golf ball of the invention may be selected from the group consisting of vinyl esters of aliphatic carboxylic acids wherein the acids have 2 to 10 carbon atoms, vinyl ethers wherein the alkyl groups contains 1 to 10 carbon atoms, and alkyl acrylates or methacrylates wherein the alkyl group contains 1 to 10 carbon atoms. Suitable softening comonomers include vinyl acetate, methyl acrylate, methyl methacrylate, ethyl acrylate, ethyl methacrylate, butyl acrylate, butyl methacrylate, or the like.

Consequently, examples of a number of copolymers suitable for use to produce the high acid ionomers included in the present invention include, but are not limited to; high acid embodiments of an ethylene/acrylic acid copolymer, an ethylene/methacrylic acid copolymer, an ethylene/itaconic acid copolymer, an ethylene/maleic acid copolymer, an ethylene/methacrylic acid/vinyl acetate copolymer, an ethylene/acrylic acid/vinyl alcohol copolymer, etc. The base copolymer broadly contains greater than 16% by weight unsaturated carboxylic acid, from about 39 to about 83% by weight ethylene and from 0 to about 40% by weight of a softening comonomer. Preferably, the copolymer contains about 20% by weight unsaturated carboxylic acid and about 80% by weight ethylene. Most preferably, the copolymer contains about 20% acrylic acid with the remainder being ethylene.

Along these lines, examples of the preferred high acid base copolymers which fulfill the criteria set forth above, are a series of ethylene-acrylic copolymers which are commercially available from The Dow Chemical Company, Midland, Michigan, under the Primacor® designation. These high acid base copolymers exhibit the typical properties set forth below in Table 4.

TABLE 4

Typical Properties of Primacor Ethylene-Acrylic Acid Copolymers							
GRADE	PERCENT ACID	DENSITY G/CC	MELT INDEX	TENSILE YD ST G/10 MN	FLEXURAL MODULUS (PSI)	VICAT SOFT PT (° PSI)	SHORE D HARDNESS (° C.)
ASTM		D-792	D-1238*	D-630	D-790	D-1525	D-2240
5980	20.0	0.958	300.0	—	4800	43	50
5990	20.0	0.955	1300.0	650		40	42
5981	20.0	0.960	300.0	900	3200	46	48
5983	20.0	0.958	500.0	850	3100	44	45
5991	20.0	0.953	2600.0	635	2600	38	40

*190° C.

obtained by reacting a high acid copolymer (i.e. a copolymer containing greater than 16% by weight acid, preferably from about 17 to about 25 weight percent acid, and more prefer-

Due to the high molecular weight of the Primacor® 5981 grade of the ethylene-acrylic acid copolymer, this copolymer is the more preferred grade utilized in the invention.

US 7,160,207 B2

11

The metal cation salts utilized in the invention are those salts which provide the metal cations capable of neutralizing, to various extents, the carboxylic acid groups of the high acid copolymer. These include acetate, oxide or hydroxide salts of lithium, calcium, zinc, sodium, potassium, nickel, magnesium, and manganese.

Examples of such lithium ion sources are lithium hydroxide monohydrate, lithium hydroxide, lithium oxide and lithium acetate. Sources for the calcium ion include calcium hydroxide, calcium acetate and calcium oxide. Suitable zinc ion sources are zinc acetate dihydrate and zinc acetate, a blend of zinc oxide and acetic acid. Examples of sodium ion sources are sodium hydroxide and sodium acetate. Sources for the potassium ion include potassium hydroxide and potassium acetate. Suitable nickel ion sources are nickel acetate, nickel oxide and nickel hydroxide. Sources of magnesium include magnesium oxide, magnesium hydroxide, magnesium acetate. Sources of manganese include manganese acetate and manganese oxide.

The new metal cation neutralized high acid ionomer resins are produced by reacting the high acid base copolymer with various amounts of the metal cation salts above the crystalline melting point of the copolymer, such as at a temperature from about 200° F. to about 500° F., preferably

12

from about 250° F. to about 350° F. under high shear conditions at a pressure of from about 10 psi to 10,000 psi. Other well known blending techniques may also be used. The amount of metal cation salt utilized to produce the new metal cation neutralized high acid based ionomer resins is the quantity which provides a sufficient amount of the metal cations to neutralize the desired percentage of the carboxylic acid groups in the high acid copolymer. The extent of neutralization is generally from about 10% to about 90%.

As indicated below in Table 5 and more specifically in Example 1 in U.S. application Ser. No. 08/493,089, issued as U.S. Pat. No. 5,688,869, a number of new types of metal cation neutralized high acid ionomers can be obtained from the above indicated process. These include new high acid ionomer resins neutralized to various extents with manganese, lithium, potassium, calcium and nickel cations. In addition, when a high acid ethylene/acrylic acid copolymer is utilized as the base copolymer component of the invention and this component is subsequently neutralized to various extents with the metal cation salts producing acrylic acid based high acid ionomer resins neutralized with cations such as sodium, potassium, lithium, zinc, magnesium, manganese, calcium and nickel, several new cation neutralized acrylic acid based high acid ionomer resins are produced.

TABLE 5

Formulation No.	Wt-% Cation Salt	Wt % Neutralization	Melt Index	C.O.R.	Shore D Hardness
1 (NaOH)	6.98	67.5	0.9	.804	71
2 (NaOH)	5.66	54.0	2.4	.808	73
3 (NaOH)	3.84	35.9	12.2	.812	69
4 (NaOH)	2.91	27.0	17.5	.812	(brittle)
5 (MnAc)	19.6	71.7	7.5	.809	73
6 (MnAc)	23.1	88.3	3.5	.814	77
7 (MnAc)	15.3	53.0	7.5	.810	72
8 (MnAc)	26.5	106	0.7	.813	(brittle)
9 (LiOH)	4.54	71.3	0.6	.810	74
10 (LiOH)	3.38	52.5	4.2	.818	72
11 (LiOH)	2.34	35.9	18.6	.815	72
12 (KOH)	5.30	36.0	19.3	Broke	70
13 (KOH)	8.26	57.9	7.18	.804	70
14 (KOH)	10.7	77.0	4.3	.801	67
15 (ZnAc)	17.9	71.5	0.2	.806	71
16 (ZnAc)	13.9	53.0	0.9	.797	69
17 (ZnAc)	9.91	36.1	3.4	.793	67
18 (HgAc)	17.4	70.7	2.8	.814	74
19 (HgAc)	20.6	87.1	1.5	.815	76
20 (HgAc)	13.8	53.8	4.1	.814	74
21 (CaAc)	13.2	69.2	1.1	.813	74
22 (CaAc)	7.12	34.9	10.1	.808	70
Controls:	50/50 Blend of Ioteks ® 8000/7030 C.O.R. = 810/65 Shore D Hardness				
	DuPont High Acid Surllyn ® 8422 (Na) C.O.R. = 811/70 Shore D Hardness				
	DuPont High Acid Surllyn ® 8162 (Zn) C.O.R. = 807/65 Shore D Hardness				
	Exxon High Acid Iotek ® EX-960 (Zn) C.O.R. = 796/65 Shore D Hardness				
23 (HgO)	2.91	53.5	2.5	.813	
24 (HgO)	3.85	71.5	2.8	.808	
25 (HgO)	4.76	89.3	1.1	.809	
26 (HgO)	1.96	35.7	7.5	.815	
	Control for formulation 23-26 is 50/50 Iotek ® 8000/7030 C.O.R. = 814, Formulation 26 C.O.R. was normalized to that control accordingly				
27 (NiAc)	13.04	61.1	0.2	.802	71
28 (NiAc)	10.71	48.9	0.5	.799	72
29 (NiAc)	8.26	36.7	1.8	.796	63
30 (NiAc)	5.66	24.4	7.5	.786	64
	Control for Formulation No. 27-30 is 50/50 Iotek 8000/7030, C.O.R. = .807				

US 7,160,207 B2

13

When compared to low acid versions of similar cation neutralized ionomer resins, the new metal cation neutralized high acid ionomer resins exhibit enhanced hardness, modulus and resilience characteristics. These are properties that are particularly desirable in a number of thermoplastic fields, including the field of golf ball manufacturing.

When utilized in the construction of the inner layer of a multi-layered golf ball, it has been found that the new acrylic acid based high acid ionomers extend the range of hardness beyond that previously obtainable while maintaining the beneficial properties (i.e. durability, click, feel, etc.) of the softer low acid ionomer covered balls, such as balls produced utilizing the low acid ionomers disclosed in U.S. Pat. Nos. 4,884,814 and 4,911,451.

Moreover, as a result of the development of a number of new acrylic acid based high acid ionomer resins neutralized to various extents by several different types of metal cations, such as manganese, lithium, potassium, calcium and nickel cations, several new ionomers or ionomer blends are now available for production of an inner cover layer of a multi-layered golf ball. By using these high acid ionomer resins, harder, stiffer inner cover layers having higher C.O.R.s, and thus longer distance, can be obtained.

More preferably, it has been found that when two or more of the above-indicated high acid ionomers, particularly blends of sodium and zinc high acid ionomers, are processed to produce the covers of multi-layered golf balls, (i.e., the inner cover layer herein) the resulting golf balls will travel further than previously known multi-layered golf balls produced with low acid ionomer resin covers due to the balls' enhanced coefficient of restitution values.

The low acid ionomers which may be suitable for use in formulating the inner layer compositions of the second and third embodiments of the subject invention are ionic copolymers which are the metal, i.e., sodium, zinc, magnesium, etc., salts of the reaction product of an olefin having from about 2 to 8 carbon atoms and an unsaturated monocarboxylic acid having from about 3 to 8 carbon atoms. Preferably, the ionomeric resins are copolymers of ethylene and either acrylic or methacrylic acid. In some circumstances, an additional comonomer such as an acrylate ester (i.e., iso- or n-butylacrylate, etc.) can also be included to produce a softer terpolymer. The carboxylic acid groups of the copolymer are partially neutralized (i.e., approximately 10-100%, preferably 30-70%) by the metal ions. Each of the low acid ionomer resins which may be included in the inner layer cover compositions of the invention contains 16% by weight or less of a carboxylic acid.

The inner layer compositions include the low acid ionomers such as those developed and sold by E.I. DuPont de Nemours & Company under the trademark Surlyn® and by Exxon Corporation under the trademark Escor® or trademark lotek®, or blends thereof.

The low acid ionomer resins available from Exxon under the designation Escor® and/or lotek®, are somewhat similar to the low acid ionomeric resins available under the Surlyn® trademark. However, since the Escor®/lotek® ionomeric resins are sodium or zinc salts of poly(ethylene-acrylic acid) and the Surlyn® resins are zinc, sodium, magnesium, etc. salts of poly(ethylene-methacrylic acid), distinct differences in properties exist.

When utilized in the construction of the inner layer of a multi-layered golf ball, it has been found that the low acid ionomer blends extend the range of compression and spin rates beyond that previously obtainable. More preferably, it has been found that when two or more low acid ionomers, particularly blends of sodium and zinc ionomers, are pro-

14

cessed to produce the covers of multi-layered golf balls, (i.e., the inner cover layer herein) the resulting golf balls will travel further and at an enhanced spin rate than previously known multi-layered golf balls. Such an improvement is particularly noticeable in enlarged or oversized golf balls.

As shown in the Examples, use of an inner layer formulated from blends of lower acid ionomers produces multi-layer golf balls having enhanced compression and spin rates. These are the properties desired by the more skilled golfer.

In one embodiment of the inner cover layer, a blend of high and low acid ionomer resins is used. These can be the ionomer resins described above, combined in a weight ratio which preferably is within the range of 10-90 to 90-10 high and low acid ionomer resins.

Another embodiment of the inner cover layer is primarily or fully non-ionomeric thermoplastic material. Suitable non-ionomeric materials include metallocene catalyzed polyolefins or polyamides, polyamides/ionomer blends, polyphenylene ether/ionomer blends, etc., which have a Shore D hardness of at least 60 and a flex modulus of greater than about 30,000 psi, or other hardness and flex modulus values which are comparable to the properties of the ionomers described above. Other suitable materials include but are not limited to thermoplastic or thermosetting polyurethanes, thermoplastic block polyesters, e.g., a polyester elastomer such as that marketed by DuPont under the trademark Hytrel®, or thermoplastic block polyamides, e.g., a polyether amide such as that marketed by Elf Atochem S.A. under the trademark Pebax®, a blend of two or more non-ionomeric thermoplastic elastomers, or a blend of one or more ionomers and one or more non-ionomeric thermoplastic elastomers. These materials can be blended with the ionomers described above in order to reduce cost relative to the use of higher quantities of ionomer.

Outer Cover Layer

While the core with the hard inner cover layer formed thereon provides the multi-layer golf ball with power and distance, the outer cover layer 16 is comparatively softer than the inner cover layer. The softness provides for the feel and playability characteristics typically associated with balata or balata-blend balls. The outer cover layer or ply is comprised of a relatively soft, low modulus (about 1,000 psi to about 10,000 psi) and, in one embodiment, low acid (less than 16 weight percent acid) ionomer, an ionomer blend, a non-ionomeric thermoplastic or thermosetting material such as, but not limited to, a metallocene catalyzed polyolefin such as Exact® material available from Exxon®, a thermoplastic or thermoset polyurethane, thermoplastic block polyesters, e.g., a polyester elastomer such as that marketed by DuPont under the trademark Hytrel®, or thermoplastic block polyamides, such as a polyether amide such as that marketed by Elf Atochem S.A. under the trademark Pebax®, a blend of two or more non-ionomeric thermoplastic or thermosetting materials, or a blend of one or more ionomers and one or more non-ionomeric thermoplastic materials. The outer layer is 0.010 to about 0.15 inches in thickness, preferably 0.01-0.10 inches in thickness, more desirably 0.03 to 0.06 inches in thickness for a 1.680 inch ball and 0.04 to 0.07 inches in thickness for a 1.72 inch or more ball), but thick enough to achieve desired playability characteristics while minimizing expense. Thickness is defined as the average thickness of the non-dimpled areas of the outer cover layer. The outer cover layer 16 has a Shore D hardness of 55 or less, and more preferably 50 or less.

In one embodiment, the outer cover layer preferably is formed from an ionomer which constitutes at least 75 weight

US 7,160,207 B2

15

% of an acrylate ester-containing ionic copolymer or blend of acrylate ester-containing ionic copolymers. This type of outer cover layer in combination with the core and inner cover layer described above results in golf ball covers having a favorable combination of durability and spin rate. The one or more acrylate ester-containing ionic copolymers each contain an olefin, an acrylate ester, and an acid. In a blend of two or more acrylate ester-containing ionic copolymers, each copolymer may contain the same or a different olefin, acrylate ester and acid than are contained in the other copolymers. Preferably, the acrylate ester-containing ionic copolymer or copolymers are terpolymers, but additional monomers can be combined into the copolymers if the monomers do not substantially reduce the scuff resistance or other good playability properties of the cover.

For a given copolymer, the olefin is selected from the group consisting of olefins having 2 to 8 carbon atoms, including, as non-limiting examples, ethylene, propylene, butene-1, hexene-1 and the like. Preferably the olefin is ethylene.

The acrylate ester is an unsaturated monomer having from 1 to 21 carbon atoms which serves as a softening comonomer. The acrylate ester preferably is methyl, ethyl, n-propyl, n-butyl, n-octyl, 2-ethylhexyl, or 2-methoxyethyl 1-acrylate, and most preferably is methyl acrylate or n-butyl acrylate. Another suitable type of softening comonomer is an alkyl vinyl ether selected from the group consisting of n-butyl, n-hexyl, 2-ethylhexyl, and 2-methoxyethyl vinyl ethers.

The acid is a mono- or dicarboxylic acid and preferably is selected from the group consisting of methacrylic, acrylic, ethacrylic, α -chloroacrylic, crotonic, maleic, fumaric, and itaconic acid, or the like, and half esters of maleic, fumaric and itaconic acid, or the like. The acid group of the copolymer is 10–100% neutralized with any suitable cation, for example, zinc, sodium, magnesium, lithium, potassium, calcium, manganese, nickel, chromium, tin, aluminum, or the like. It has been found that particularly good results are obtained when the neutralization level is about 50–100%.

The one or more acrylate ester-containing ionic copolymers each has an individual Shore D hardness of about 5–64. The overall Shore D hardness of the outer cover is 55 or less, and generally is 40–55. It is preferred that the overall Shore D hardness of the outer cover is in the range of 40–50 in order to impart particularly good playability characteristics to the ball.

The outer cover layer of the invention is formed over a core to result in a golf ball having a coefficient of restitution of at least 0.770, more preferably at least 0.780, and most preferably at least 0.790. The coefficient of restitution of the ball will depend upon the properties of both the core and the cover. The PGA compression of the golf ball is 100 or less, and preferably is 90 or less.

The acrylate ester-containing ionic copolymer or copolymers used in the outer cover layer can be obtained by neutralizing commercially available acrylate ester-containing acid copolymers such as polyethylene-methyl acrylate-acrylic acid terpolymers, including Escor® ATX (Exxon Chemical Company) or poly (ethylene-butyl acrylate-methacrylic acid) terpolymers, including Nucrel® (DuPont Chemical Company). Particularly preferred commercially available materials include ATX 320, ATX 325, ATX 310, ATX 350, and blends of these materials with Nucrel® 010 and Nucrel® 035. The acid groups of these materials and blends are neutralized with one or more of various cation salts including zinc, sodium, magnesium, lithium, potassium, calcium, manganese, nickel, etc. The degree of neutralization ranges from 10–100%. Generally, a higher degree

16

of neutralization results in a harder and tougher cover material. The properties of non-limiting examples of commercially available un-neutralized acid terpolymers which can be used to form the golf ball outer cover layers of the invention are provided below in Table 6.

TABLE 6

Trade Name	Melt Index dg/min ASTM D1238	Acid No. % KOH/g	Flex modulus MPa (ASTM D790)	Hardness (Shore D)
ATX 310	6	45	80	44
ATX 320	5	45	50	34
ATX 325	20	45	9	30
ATX 350	6	15	20	28
Nucrel® 010	11	60	40	40
Nucrel® 035	35	60	59	40

The ionomer resins used to form the outer cover layers can be produced by reacting the acrylate ester-containing acid copolymer with various amounts of the metal cation salts at a temperature above the crystalline melting point of the copolymer, such as a temperature from about 200° F. to about 500° F., preferably from about 250° F. to about 350° F., under high shear conditions at a pressure of from about 100 psi to 10,000 psi. Other well known blending techniques may also be used. The amount of metal cation salt utilized to produce the neutralized ionic copolymers is the quantity which provides a sufficient amount of the metal cations to neutralize the desired percentage of the carboxylic acid groups in the high acid copolymer. When two or more different copolymers are to be used, the copolymers can be blended before or after neutralization. Generally, it is preferable to blend the copolymers before they are neutralized to provide for optimal mixing.

The compatibility of the acrylate ester-containing copolymers with each other in a copolymer blend produces a golf ball outer cover layer having a surprisingly good scuff resistance for a given hardness of the outer cover layer. The golf ball according to the invention has a scuff resistance of no higher than 3.0. It is preferred that the golf ball has a scuff resistance of no higher than about 2.5 to ensure that the golf ball is scuff resistant when used in conjunction with a variety of types of clubs, including sharp-grooved irons, which are particularly inclined to result in scuffing of golf ball covers. The best results according to the invention are obtained when the outer cover layer has a scuff resistance of no more than about 2.0. The scuff resistance test is described in detail below.

Additional materials may also be added to the inner and outer cover layer of the present invention as long as they do not substantially reduce the playability properties of the ball. Such materials include dyes (for example, Ultramarine Blue™ sold by Whitaker, Clark, and Daniels of South Plainsfield, N.J.) (see U.S. Pat. No. 4,679,795); pigments such as titanium dioxide, zinc oxide, barium sulfate and zinc sulfate; UV absorbers; antioxidants; antistatic agents; and stabilizers. Moreover, the cover compositions of the present invention may also contain softening agents such as those disclosed in U.S. Pat. Nos. 5,312,857 and 5,306,760, including plasticizers, metal stearates, processing acids, etc., and reinforcing materials such as glass fibers and inorganic fillers, as long as the desired properties produced by the golf ball covers of the invention are not impaired.

The outer layer in another embodiment of the invention includes a blend of a soft (low acid) ionomer resin with a small amount of a hard (high acid) ionomer resin. A low

US 7,160,207 B2

17

modulus ionomer suitable for use in the outer layer blend has a flexural modulus measuring from about 1,000 to about 10,000 psi, with a hardness of about 20 to about 40 on the Shore D scale. A high modulus ionomer herein is one which measures from about 15,000 to about 70,000 psi as measured in accordance with ASTM method D-790. The hardness may be defined as at least 50 on the Shore D scale as measured in accordance with ASTM method D-2240.

Soft ionomers primarily are used in formulating the hard/soft blends of the cover compositions. These ionomers include acrylic acid and methacrylic acid based soft ionomers. They are generally characterized as comprising sodium, zinc, or other mono- or divalent metal cation salts of a terpolymer of an olefin having from about 2 to 8 carbon atoms, methacrylic acid, acrylic acid, or another α , β -unsaturated carboxylic acid, and an unsaturated monomer of the acrylate ester class having from 1 to 21 carbon atoms. The soft ionomer is preferably made from an acrylic acid base polymer in an unsaturated monomer of the acrylate ester class.

Certain ethylene-acrylic acid based soft ionomer resins developed by the Exxon Corporation under the designation lotek® 7520 (referred to experimentally by differences in neutralization and melt indexes as LDX 195, LDX 196, LDX 218 and LDX 219) may be combined with known hard ionomers such as those indicated above to produce the inner and outer cover layers. The combination produces higher C.O.R.s at equal or softer hardness, higher melt flow (which corresponds to improved, more efficient molding, i.e., fewer rejects) as well as significant cost savings versus the outer layer of multi-layer balls produced by other known hard-soft ionomer blends as a result of the lower overall raw materials costs and improved yields.

Test data collected indicates that lotek® 7520 resins have Shore D hardnesses of about 32 to 36 (per ASTM D-2240), melt flow indexes of 3 ± 0.5 g/10 min (at 190° C. per ASTM D-1288), and a flexural modulus of about 2500–3500 psi (per ASTM D-790). Furthermore, testing by an independent testing laboratory by pyrolysis mass spectrometry indicates that lotek® 7520 resins are generally zinc salts of a terpolymer of ethylene, acrylic acid, and methyl acrylate.

Furthermore, it has been found that a grade of an acrylic acid based soft ionomer available from the Exxon Corporation under the designation lotek® 7510 is also effective when combined with the hard ionomers indicated above in producing golf ball covers exhibiting higher C.O.R. values at equal or softer hardness than those produced by known hard-soft ionomer blends. In this regard, lotek® 7510 has the advantages (i.e. improved flow, higher C.O.R. values at equal hardness, increased clarity, etc.) produced by the lotek® 7520 resin when compared to the methacrylic acid base soft ionomers known in the art (such as the Surlyn® 8625 and the Surlyn® 8629 combinations disclosed in U.S. Pat. No. 4,884,814).

In addition, lotek® 7510, when compared to lotek® 7520, produces slightly higher C.O.R. values at equal softness/hardness due to the lotek® 7510's higher hardness and neutralization. Similarly, lotek® 7510 produces better release properties (from the mold cavities) due to its slightly higher stiffness and lower flow rate than lotek® 7520. This is important in production where the soft covered balls tend to have lower yields caused by sticking in the molds and subsequent punched pin marks from the knockouts.

According to Exxon, lotek® 7510 is of similar chemical composition as lotek® 7520 (i.e. a zinc salt of a terpolymer of ethylene, acrylic acid, and methyl acrylate) but is more highly neutralized. Based upon FTIR analysis, lotek® 7520

18

is estimated to be about 30–40 wt.-% neutralized and lotek® 7510 is estimated to be about 40–60 wt.-% neutralized. The typical properties of lotek® 7510 in comparison of those of lotek® 7520 in comparison of those of lotek® 7520 are set forth below:

TABLE 7

Physical Properties of lotek® 7510 in Comparison to lotek® 7520

Property	Unit	lotek® 7520	lotek® 7510
Melt Index	g/10 min.	2.0	0.8
Density	g/cc	0.96	0.97
Melting Point	° F.	151	149
Vicat Softening Point	° F.	108	109
Flex Modulus	psi	3800	5300
Tensile Strength	psi	1450	1750
Elongation	%	760	690
Hardness, Shore D	—	32	35

The hard ionomer resins utilized to produce the outer cover layer composition hard/soft blends include ionic copolymers which are the sodium, zinc, magnesium, lithium, etc. salts of the reaction product of an olefin having from 2 to 8 carbon atoms and an unsaturated monocarboxylic acid having from 3 to 8 carbon atoms. The carboxylic acid groups of the copolymer may be totally or partially (i.e. approximately 15–75 percent) neutralized.

The hard ionomeric resins are likely copolymers of ethylene and acrylic and/or methacrylic acid, with copolymers of ethylene and acrylic acid being the most preferred. Two or more types of hard ionomeric resins may be blended into the outer cover layer compositions in order to produce the desired properties of the resulting golf balls.

As discussed earlier herein, the hard ionomeric resins introduced under the designation Escor® and sold under the designation lotek® are somewhat similar to the hard ionomeric resins sold under the Surlyn® trademark. However, since the lotek® ionomeric resins are sodium or zinc salts of poly(ethylene-acrylic acid) and the Surlyn® resins are zinc or sodium salts of poly(ethylene-methacrylic acid) some distinct differences in properties exist. As more specifically indicated in the data set forth below, the hard lotek® resins (i.e., the acrylic acid based hard ionomer resins) are the more preferred hard resins for use in formulating the layer blends for use in the present invention. In addition, various blends of lotek® and Surlyn® hard ionomeric resins, as well as other available ionomeric resins, may be utilized in the present invention in a similar manner.

Examples of commercially available hard ionomeric resins which may be used in the present invention in formulating the outer cover blends include the hard sodium ionic copolymer sold under the trademark Surlyn® 8940 and the hard zinc ionic copolymer sold under the trademark Surlyn® 9910. Surlyn® 8940 is a copolymer of ethylene with methacrylic acid and about 15 weight percent acid which is about 29 percent neutralized with sodium ions. This resin has an average melt flow index of about 2.8. Surlyn® 9910 is a copolymer of ethylene and methacrylic acid with about 15 weight percent acid which is about 58 percent neutralized with zinc ions. The average melt flow index of Surlyn® 9910 is about 0.7. The typical properties of Surlyn® 9910 and 8940, as well as other Surlyn® resins, are set forth below in Tables 8 and 9:

US 7,160,207 B2

19

20

TABLE 8

Typical Properties of Commercially Available Hard Surlyn® Resins Suitable for Use in the Present Invention							
	ASTM D	8940	9910	8920	8528	9970	9730
Cation type		Sodium	Zinc	Sodium	Sodium	Zinc	Zinc
Melt flow index, gms/10 min.	D-1238	2.8	0.7	0.9	1.3	14.0	1.6
Specific gravity, g/cm ³	D-792	0.95	0.97	0.95	0.94	0.95	0.95
Hardness, Shore D	D-2240	65	64	66	60	62	63
Tensile strength, (kpsi)	D-638	(4.8)	(3.6)	(5.4)	(4.2)	(3.2)	(4.1)
MPa		33.1	24.8	37.2	29.0	22.1	28.3
Elongation, %	D-638	470	290	350	450	460	460
Flexural Modulus, (kpsi)	D-790	(51)	(48)	(55)	(32)	(28)	(30)
MPa		350	330	380	220	190	210
Tensile Impact (23° C.), KJ/m ² (ft-lbs./in ²)	D-1822S	1020 (485)	1020 (485)	865 (410)	1160 (550)	760 (360)	1240 (590)
Vicat Temperature, ° C.	D-1525	63	62	58	73	61	73

TABLE 9

Properties of Additional Hard Surlyn® Resins			
	SURLYN® 8920	SURLYN® 8140	SURLYN® 9120
Ionomer			
Cation	Na	Na	Na
Melt Flow Index gms/ 10 min.	0.9	2.6	1.3
MP ° C.	84	88	85
FP ° C.	52	49	50
Tensile Strength kpsi	5.4	5.0	3.8
Yield Strength kpsi	2.2	2.8	2.4

25

TABLE 9-continued

Properties of Additional Hard Surlyn® Resins			
	SURLYN® 8920	SURLYN® 8140	SURLYN® 9120
30 Ionomer			
Elongation %	350	340	280
Flex Modulus kpsi	55	71	64
Shore D Hardness	66	70	69

35 Examples of the more pertinent acrylic acid based hard ionomer resin suitable for use in the cover compositions sold under the Iotek® tradename by the Exxon Corporation include Iotek®, but are not limited to, 8000, 8010, 8020, 8030, 7030, 7010, 7020, EX 1001-1009, Iotek® 959 and Iotek® 960, as well as the materials listed above on Tables 2 and 3. The typical properties of the remainder of these and other Iotek® ionomers suited for use in formulating the cover compositions are set forth below in Tables 10 and 11:

TABLE 10

Typical Properties of Iotek® Ionomers								
Resin Properties	ASTM Method	Units	7010	7020	7030	8000	8020	8030
Cation type			zinc	zinc	zinc	sodium	sodium	sodium
Melt Index	D-1238	g/10 min	0.8	1.5	2.5	0.8	1.6	2.8
Density	D-1505	kg/m ³	968	966	964	957	956	956
Melting Point	D-3417	° C.	83.5	84	85	83	84	87
Crystallization Point	D-3417	° C.	55	56	58	45	47	49
Vicat Softening Point	D-1525	° C.	60	60	60	54	54.5	55.5
Tensile strength at break	D-638	MPa	24.5	23.5	22.6	33	32.5	32
Yield Strength	D-638	MPa	14	13	12	19	18.5	18
Elongation at break	D-638	%	440	450	460	370	380	410
1% Secant Modulus	D-638	MPa	150	135	125	280	280	280
Shore Hardness, D	D-2240	—	54	53	52	60	60	60
Flex Modulus (3 min)	D-790	MPa	190	175	155	320	340	355

US 7,160,207 B2

21

TABLE 11

PROPERTY	Additional Examples of Exxon Ionomers					
	Ex1005	Ex1006	Ex1007	Ex1008	Ex1009	7310
Melt Index, g/10 min.	0.7	1.3	1.0	1.4	0.8	1.0
Cation	Na	Na	Zn	Zn	Na	Zn
Melting Point, ° C.	85.3	86	85.8	86	91.3	91
Vicat Softening Point, ° C.	54	57	60.5	60	56	69
Tensile @ break, MPa	33.9	33.5	24.1	23.6	32.4	24
Elongation @ Break, %	403	421	472	427	473	520
Hardness, Shore D	58	58	51	50	56	52
Flexural Modulus, MPa	289	290	152	141	282	150

It has been determined that when hard/soft ionomer blends are used for the outer cover layer, good results are achieved when the relative combination is in a range of about 3–25 percent hard ionomer and about 75–97 percent soft ionomer.

Moreover, in alternative embodiments, either the inner and/or the outer cover layer may also comprise up to 100 wt % of a soft, low modulus, non-ionomeric thermoplastic or thermoset material. Non-ionomeric materials are suitable so long as they produce the playability and durability characteristics desired without adversely affecting the enhanced travel distance characteristic produced by the high acid ionomer resin composition. These include but are not limited to styrene-butadiene-styrene block copolymers, including functionalized styrene-butadiene-styrene block copolymers, styrene-ethylene-butadiene-styrene (SEBS) block copolymers such as Kraton® materials from Shell Chem. Co., and functionalized SEBS block copolymers; metallocene catalyzed polyolefins; ionomer/rubber blends such as those in Spalding U.S. Pat. Nos. 4,986,545; 5,098,105 and 5,187,013; and, Hytrel® polyester elastomers from DuPont and Pebax® polyetheramides from Elf Atochem S.A.

A preferred non-ionomeric material suitable for the inner and/or outer cover layer includes polyurethane. Polyurethanes are polymers which are used to form a broad range of products. They are generally formed by mixing two primary ingredients during processing. For the most commonly used polyurethanes, the two primary ingredients are a polyisocyanate (for example, diphenylmethane diisocyanate monomer ("MDI") and toluene diisocyanate ("TDI") and their derivatives) and a polyol (for example, a polyester polyol or a polyether polyol).

A wide range of combinations of polyisocyanates and polyols, as well as other ingredients, are available. Furthermore, the end-use properties of polyurethanes can be controlled by the type of polyurethane utilized, i.e., whether the material is thermoset (cross linked molecular structure) or thermoplastic (linear molecular structure).

Cross linking occurs between the isocyanate groups (—NCO) and the polyol's hydroxyl end-groups (—OH). Additionally, the end-use characteristics of polyurethanes can also be controlled by different types of reactive chemicals and processing parameters. For example, catalysts are utilized to control polymerization rates. Depending upon the

22

processing method, reaction rates can be very quick (as in the case for some reaction injection molding systems (i.e., "RIM") or may be on the order of several hours or longer (as in several coating systems). Consequently, a great variety of polyurethanes are suitable for different end-uses.

Polyurethanes are typically classified as thermosetting or thermoplastic. A polyurethane becomes irreversibly "set" when a polyurethane prepolymer is cross linked with a polyfunctional curing agent, such as a polyamine or a polyol. The prepolymer typically is made from polyether or polyester. Diisocyanate polyethers are preferred because of their water resistance.

The physical properties of thermoset polyurethanes are controlled substantially by the degree of cross linking. Tightly cross linked polyurethanes are fairly rigid and strong. A lower amount of cross linking results in materials that are flexible and resilient. Thermoplastic polyurethanes have some cross linking, but primarily by physical means. The crosslinking bonds can be reversibly broken by increasing temperature, as occurs during molding or extrusion. In this regard, thermoplastic polyurethanes can be injection molded, and extruded as sheet and blow film. They can be used up to about 350° F. and are available in a wide range of hardnesses.

Polyurethane materials suitable for the present invention are formed by the reaction of a polyisocyanate, a polyol, and optionally one or more chain extenders. The polyol component includes any suitable polyether- or polyesterpolyol. Additionally, in an alternative embodiment, the polyol component is polybutadiene diol. The chain extenders include, but are not limited, to diols, triols and amine extenders. Any suitable polyisocyanate may be used to form a polyurethane according to the present invention. The polyisocyanate is preferably selected from the group of diisocyanates including, but not limited, to 4,4'-diphenylmethane diisocyanate ("MDI"); 2,4-toluene diisocyanate ("TDI"); m-xylylene diisocyanate ("XDI"); methylene bis-(4-cyclohexyl isocyanate) ("HMDI"); hexamethylene diisocyanate (HDI); naphthalene-1,5-diisocyanate ("NDI"); 3,3'-dimethyl-4,4'-biphenyl diisocyanate ("TODI"); 1,4-diisocyanate benzene ("PPDI"); phenylene-1,4-diisocyanate; and 2,2,4- or 2,4,4-trimethyl hexamethylene diisocyanate ("TMDI").

Other less preferred diisocyanates include, but are not limited to, isophorone diisocyanate ("IPDI"); 1,4-cyclohexyl diisocyanate ("CHDI"); diphenylether 4,4'-diisocyanate; p,p'-diphenyl diisocyanate; lysine diisocyanate ("LDI"); 1,3-bis (isocyanato methyl) cyclohexane; and polymethylene polyphenyl isocyanate ("PMDI").

One polyurethane component which can be used in the present invention incorporates TMXDI ("META") aliphatic isocyanate (Cytec Industries, West Paterson, N.J.). Polyurethanes based on meta-tetramethylxylylene diisocyanate (TMXDI) can provide improved gloss retention UV light stability, thermal stability, and hydrolytic stability. Additionally, TMXDI ("META") aliphatic isocyanate has demonstrated favorable toxicological properties. Furthermore, because it has a low viscosity, it is usable with a wider range of diols (to polyurethane) and diamines (to polyureas). If TMXDI is used, it typically, but not necessarily, is added as a direct replacement for some or all of the other aliphatic isocyanates in accordance with the suggestions of the supplier. Because of slow reactivity of TMXDI, it may be useful or necessary to use catalysts to have practical demolding times. Hardness, tensile strength and elongation can be adjusted by adding further materials in accordance with the supplier's instructions.

US 7,160,207 B2

23

The polyurethane which is selected for use as a golf ball cover preferably has a Shore D hardness of from about 10 to about 55, more preferably from about 30 to about 55, and most preferably from about 30 to about 53 for a soft cover layer.

The polyurethane which is to be used for a cover layer preferably has a flex modulus from about 1 to about 310 Kpsi, more preferably from about 5 to about 100 Kpsi, and most preferably from about 5 to about 20 Kpsi for a soft cover layer and 30 to 70 Kpsi for a hard cover layer. Accordingly, covers comprising these materials exhibit similar properties.

A non-limiting example of a polyurethane suitable for use in the outer cover layer includes a polyester polyurethane such as B.F. Goodrich Company's Estane polyester polyurethane X4517. The non-ionomeric thermoplastic material may be blended with a soft ionomer. For example, polyamides blend well with soft ionomer. According to B.F. Goodrich, Estane® X4517 has the following properties:

TABLE 12

Properties of Estane® X-4517	
Tensile	1430
100%	815
200%	1024
300%	1193
Elongation	641
Youngs Modulus	1826
Hardness A/D	88/39
Bayshore Rebound	59
Solubility in Water	Insoluble
Melt processing temperature	>350° F. (>177° C.)
Specific Gravity (H ₂ O = 1)	1.1-1.3

Other soft, relatively low modulus non-ionomeric thermoplastic or thermoset polyurethanes may also be utilized to produce the inner and/or outer cover layers as long as the non-ionomeric materials produce the playability and durability characteristics desired without adversely affecting the enhanced travel distance characteristic produced by the high acid ionomer resin composition. These include, but are not limited to thermoplastic polyurethanes such as Texin® thermoplastic polyurethanes from Mobay Chemical Co. and the Pellethane® thermoplastic polyurethanes from Dow Chemical Co.; and non-ionomeric thermoset polyurethanes including but not limited to those disclosed in U.S. Pat. 5,334,673.

Other suitable polyurethane materials for use in the present invention golf balls include reaction injection molded ("RIM") polyurethanes. RIM is a process by which highly reactive liquids are injected into a closed mold, mixed usually by impingement and/or mechanical mixing in an in-line device such as a "peanut mixer," where they polymerize primarily in the mold to form a coherent, one-piece molded article. The RIM process usually involves a rapid reaction between one or more reactive components such as polyether- or polyester-polyol, polyamine, or other material with an active hydrogen, and one or more isocyanate-containing constituents, often in the presence of a catalyst. The constituents are stored in separate tanks prior to molding and may be first mixed in a mix head upstream of a mold and then injected into the mold. The liquid streams are metered in the desired weight to weight ratio and fed into an impingement mix head, with mixing occurring under high pressure, e.g., 1,500 to 3,000 psi. The liquid streams impinge upon each other in the mixing chamber of the mix head and the mixture is injected into the mold. One of the liquid streams typically contains a catalyst for the reaction. The

24

constituents react rapidly after mixing to gel and form polyurethane polymers. Polyureas, epoxies, and various unsaturated polyesters also can be molded by RIM.

Non-limiting examples of suitable RIM systems for use in the present invention are Bayflex® elastomeric polyurethane RIM systems, Baydur® GS solid polyurethane RIM systems, Prism® solid polyurethane RIM systems, all from Bayer Corp. (Pittsburgh, Pa.), Spectrim® reaction moldable polyurethane and polyurea systems from Dow Chemical USA (Midland, Mich.), including Spectrim® MM 373-A (isocyanate) and 373-B (polyol), and Elastolit® SR systems from BASF (Parsippany, N.J.). Preferred RIM systems include Bayflex® MP-10000 and Bayflex® 110-50, filled and unfilled. Further preferred examples are polyols, polyamines and isocyanates formed by processes for recycling polyurethanes and polyureas. Additionally, these various systems may be modified by incorporating a butadiene component in the diol agent.

A preferred form of the invention is a golf ball in which at least one of the inner cover layer and/or the outer cover layer comprises a fast-chemical-reaction-produced component. This component comprises at least one material selected from the group consisting of polyurethane, polyurea, polyurethane ionomer, epoxy, and unsaturated polyesters, and preferably comprises polyurethane. A particularly preferred form of the invention is a golf ball with a cover comprising polyurethane.

The method of the invention is particularly useful in forming golf balls because it can be practiced at relatively low temperatures and pressures. The preferred temperature range for the method of the invention is from about 90 to about 180° F. when the component being produced contains polyurethane. Preferred pressures for practicing the invention using polyurethane-containing materials are 200 psi or less and more preferably 100 psi or less. The method of the present invention offers numerous advantages over conventional slow-reactive process compression molding of golf ball covers. The method of the present invention results in molded covers in a demold time of 10 minutes or less, preferably 2 minutes or less, and most preferably in 1 minute or less. The method of the present invention results in the formation of a reaction product formed by mixing two or more reactants together, that exhibits a reaction time of about 2 minutes or less, preferably one minute or less, and most preferably about 30 seconds or less. The term fast-chemical-reaction-produced component as used herein refers to such reaction products. An excellent finish can be produced on the ball utilizing these components and molding techniques.

The polyol component typically contains additives, such as stabilizers, flow modifiers, catalysts, combustion modifiers, blowing agents, fillers, pigments, optical brighteners, and release agents to modify physical characteristics of the cover. Polyurethane/polyurea constituent molecules that were derived from recycled polyurethane can be added in the polyol component.

A golf ball inner cover layer according to the present invention formed from a polyurethane material typically contains from about 0 to about 60 weight percent of filler material, more preferably from about 1 to about 30 weight percent, and most preferably from about 1 to about 20 weight percent.

A golf ball outer cover layer according to the present invention formed from a polyurethane material typically contains from about 0 to about 20 weight percent of filler

US 7,160,207 B2

25

material, more preferably from about 1 to about 10 weight percent, and most preferably from about 1 to about 5 weight percent.

Core

The cores of the inventive golf balls typically have a coefficient of restitution of about 0.750 or more, more preferably 0.770 or more and a PGA compression of about 90 or less, and more preferably 70 or less. Furthermore, in some applications it may be desirable to provide a core with a coefficient of restitution of about 0.780 to 0.790 or more. The core used in the golf ball of the invention preferably is a solid. The term "solid cores" as used herein refers not only to one piece cores but also to those cores having a separate solid layer beneath the covers and over the central core. The cores have a weight of 25–40 grams and preferably 30–40 grams. When the golf ball of the invention has a solid core, this core can be compression molded from a slug of uncured or lightly cured elastomer composition comprising a high cis content polybutadiene and a metal salt of an α , β , ethylenically unsaturated carboxylic acid such as zinc mono- or diacrylate or methacrylate. To achieve higher coefficients of restitution and/or to increase hardness in the core, the manufacturer may include a small amount of a metal oxide such as zinc oxide. In addition, larger amounts of metal oxide than are needed to achieve the desired coefficient may be included in order to increase the core weight so that the finished ball more closely approaches the U.S.G.A. upper weight limit of 1.620 ounces. Non-limiting examples of other materials which may be used in the core composition including compatible rubbers or ionomers, and low molecular weight fatty acids such as stearic acid. Free radical initiator catalysts such as peroxides are admixed with the core composition so that on the application of heat and pressure, a curing or cross-linking reaction takes place.

A thread wound core may comprise a liquid, solid, gel or multi-piece center. The thread wound core is typically obtained by winding a thread of natural or synthetic rubber, or thermoplastic or thermosetting elastomer such as polyurethane, polyester, polyamide, etc. on a solid, liquid, gel or gas filled center to form a thread rubber layer that is then covered with one or more mantle or cover layers. Additionally, prior to applying the cover layers, the thread wound core may be further treated or coated with an adhesive layer, protective layer, or any substance that may improve the integrity of the wound core during application of the cover layers and ultimately in usage as a golf ball. Since the core material is not an integral part of the present invention, further detailed discussion concerning the specific types of core materials which may be utilized with the cover compositions of the invention are not specifically set forth herein.

Since the core material is not an integral part of the present invention, a detailed discussion concerning the specific types of core materials which may be utilized with the cover compositions of the invention are not specifically set forth herein.

Method of Making Golf Ball

In preparing golf balls in accordance with the present invention, a hard inner cover layer is molded (for example, by injection molding or by compression molding) about a core (preferably a solid core). A comparatively softer outer layer is molded over the inner layer.

The solid core for the multi-layer ball is about 1.2–1.6 inches in diameter, although it may be possible to use cores in the range of about 1.0–2.0 inches. Conventional solid cores are typically compression or injection molded from a

26

slug or ribbon of uncured or lightly cured elastomer composition comprising a high cis content polybutadiene and a metal salt of an α , β , ethylenically unsaturated carboxylic acid such as zinc mono or diacrylate or methacrylate. To achieve higher coefficients of restitution in the core, the manufacturer may include fillers such as small amounts of a metal oxide such as zinc oxide. In addition, larger amounts of metal oxide than those that are needed to achieve the desired coefficient are often included in conventional cores in order to increase the core weight so that the finished ball more closely approaches the U.S.G.A. upper weight limit of 1.620 ounces. Other materials may be used in the core composition including compatible rubbers or ionomers, and low molecular weight fatty acids such as stearic acid. Free radical initiators such as peroxides are admixed with the core composition so that on the application of heat and pressure, a complex curing cross-linking reaction takes place.

The inner cover layer which is molded over the core is about 0.01 inches to about 0.10 inches in thickness, preferably about 0.03–0.07 inches thick. The inner ball which includes the core and inner cover layer preferably has a diameter in the range of 1.25 to 1.60 inches. The outer cover layer is about 0.01 inches to about 0.10 inches in thickness. Together, the core, the inner cover layer and the outer cover layer combine to form a ball having a diameter of 1.680 inches or more, the minimum diameter permitted by the rules of the United States Golf Association and weighing no more than 1.62 ounces.

In a particularly preferred embodiment of the invention, the golf ball has a dimple pattern which provides coverage of 65% or more. The golf ball typically is coated with a durable, abrasion-resistant, relatively non-yellowing finish coat if necessary.

The various cover composition layers of the present invention may be produced according to conventional melt blending procedures. Generally, the copolymer resins are blended in a Banbury® type mixer, two-roll mill, or extruder prior to neutralization. After blending, neutralization then occurs in the melt or molten state in the Banbury® mixer. Mixing problems are minimal because preferably more than 75 wt %, and more preferably at least 80 wt % of the ionic copolymers in the mixture contain acrylate esters, and in this respect, most of the polymer chains in the mixture are similar to each other. The blended composition is then formed into slabs, pellets, etc., and maintained in such a state until molding is desired. Alternatively, a simple dry blend of the pelletized or granulated resins which have previously been neutralized to a desired extent and colored master batch may be prepared and fed directly into the injection molding machine where homogenization occurs in the mixing section of the barrel prior to injection into the mold. If necessary, further additives such as an inorganic filler, etc., may be added and uniformly mixed before initiation of the molding process. A similar process is utilized to formulate the high acid ionomer resin compositions used to produce the inner cover layer. In one embodiment of the invention, a master batch of non-acrylate ester-containing ionomer with pigments and other additives incorporated therein is mixed with the acrylate ester-containing copolymers in a ratio of about 1–7 weight % master batch and 93–99 weight % acrylate ester-containing copolymer.

The golf balls of the present invention can be produced by molding processes which include but are not limited to those which are currently well known in the golf ball art. For example, the golf balls can be produced by injection molding or compression molding the novel cover compositions

US 7,160,207 B2

27

around a wound or solid molded core to produce an inner ball which typically has a diameter of about 1.50 to 1.67 inches. The outer layer is subsequently molded over the inner layer to produce a golf ball having a diameter of 1.620 inches or more, preferably about 1.680 inches or more. Although either solid cores or wound cores can be used in the present invention, as a result of their lower cost and superior performance, solid molded cores are preferred overwound cores. The standards for both the minimum diameter and maximum weight of the balls are established by the United States Golf Association (U.S.G.A.).

In compression molding, the inner cover composition is formed via injection at about 380° F. to about 450° F. into smooth surfaced hemispherical shells which are then positioned around the core in a mold having the desired inner cover thickness and subjected to compression molding at 200° to 300° F. for about 2 to 10 minutes, followed by cooling at 50° to 70° F. for about 2 to 7 minutes to fuse the shells together to form a unitary intermediate ball. In addition, the intermediate balls may be produced by injection molding wherein the inner cover layer is injected directly around the core placed at the center of an intermediate ball mold for a period of time in a mold temperature of from 50° to about 100° F. Subsequently, the outer cover layer is molded about the core and the inner layer by similar compression or injection molding techniques to form a dimpled golf ball of a diameter of 1.680 inches or more.

After molding, the golf balls produced may undergo various further processing steps such as buffing, painting and marking as disclosed in U.S. Pat. No. 4,911,451.

The resulting golf ball produced from the hard inner layer and the relatively softer, low flexural modulus outer layer provide for an improved multi-layer golf ball which provides for desirable coefficient of restitution and durability properties while at the same time offering the feel and spin characteristics associated with soft balata and balata-like covers of the prior art.

Additionally, golf balls of the present invention that comprise polyurethane in any of the inner and outer cover layer may be produced by a reaction injection molding process (RIM). RIM is a process by which highly reactive liquids are injected into a closed mold, mixed usually by impingement and/or mechanical mixing in an in-line device such as a "peanut mixer," where they polymerize primarily in the mold to form a coherent, one-piece molded article. The RIM process usually involves a rapid reaction between one or more reactive components such as polyether- or polyester-polyol, polyamine, or other material with an active hydrogen, and one or more isocyanate-containing constituents, often in the presence of a catalyst. The constituents are stored in separate tanks prior to molding and may be first mixed in a mix head upstream of a mold and then injected into the mold. The reaction mixture viscosity should be sufficiently low to ensure that the empty space in the mold is completely filled. The reactant materials generally are preheated to 90° F. to 150° F. before they are mixed. In most cases it is necessary to preheat the mold to, e.g., 100 to 180° F., to ensure proper injection viscosity. The liquid streams are metered in the desired weight to weight ratio and fed into an impingement mix head, with mixing occurring under high pressure, e.g., 1,500 to 3,000 psi. The liquid streams impinge upon each other in the mixing chamber of the mix head and the mixture is injected into the mold. Injector nozzles impinge the isocyanate and polyol at ultra-high velocity to provide excellent mixing. Additional mixing may be conducted using an aftermixer, which typically is constructed inside the mold between the mix head and the mold

28

cavity. One of the liquid streams typically contains a catalyst for the reaction. The constituents react rapidly after mixing to gel and form polyurethane polymers. Polyureas, epoxies, and various unsaturated polyesters also can be molded by RIM.

Golf balls and, more specifically, cover layers formed by RIM are preferably formed by the process described in application Ser. No. 09/040,798, filed Mar. 18, 1998, incorporated herein by reference.

RIM differs from non-reaction injection molding in a number of ways. The main distinction is that in RIM a chemical reaction takes place in the mold to transform a monomer or adducts to polymers and the components are in liquid form. Thus, a RIM mold need not be made to withstand the pressures which occur in a conventional injection molding. In contrast, injection molding is conducted at high molding pressures in the mold cavity by melting a solid resin and conveying it into a mold, with the molten resin often being at about 150 to about 350° C. At this elevated temperature, the viscosity of the molten resin usually is in the range of about 50,000 to about 1,000,000 centipoise, and is typically around 200,000 centipoise. In an injection molding process, the solidification of the resins occurs after about 10 to about 90 seconds, depending upon the size of the molded product, the temperature and heat transfer conditions, and the hardness of the injection molded material. Subsequently, the molded product is removed from the mold. There is no significant chemical reaction taking place in an injection molding process when the thermoplastic resin is introduced into the mold. In contrast, in a RIM process, the chemical reaction causes the material to set in less than about 5 minutes, often in less than 2 minutes, preferably in less than one minute, more preferably in less than 30 seconds, and in many cases in about 10 seconds or less.

Catalysts can be added to the RIM polyurethane system starting materials as long as the catalysts generally do not react with the constituent with which they are combined. Suitable catalysts include those which are known to be useful with polyurethanes and polyureas.

The polyol component typically contains additives, such as stabilizers, flow modifiers, catalysts, combustion modifiers, blowing agents, fillers, pigments, optical brighteners, and release agents to modify physical characteristics of the cover. Recycled polyurethane/polyurea also can be added to the core. Polyurethane/polyurea constituent molecules that were derived from recycled polyurethane can be added in the polyol component.

The mold cavity contains retractable pins and is generally constructed in the same manner as a mold cavity used to injection mold a thermoplastic, e.g., ionomeric golf ball cover. However, two differences when RIM is used are that tighter pin tolerances generally are required, and a lower injection pressure is used. Also, the molds can be produced from lower strength material such as aluminum.

RIM may provide for improved cover layers. If plastic products are produced by combining components that are preformed to some extent, subsequent failure can occur at a location on the cover which is along the seam or parting line of the mold. Failure can occur at this location because this interfacial region is intrinsically different from the remainder of the cover layer and can be weaker or more stressed. Cover layers produced via RIM are believed to provide for improved durability of a golf ball cover layer by providing a uniform or "seamless" cover in which the properties of the cover material in the region along the parting line are generally the same as the properties of the cover material at

US 7,160,207 B2

29

other locations on the cover, including at the poles. The improvement in durability is believed to be a result of the fact that the reaction mixture is distributed uniformly into a closed mold. This uniform distribution of the injected materials eliminates knit-lines and other molding deficiencies which can be caused by temperature difference and/or reaction difference in the injected materials. RIM typically results in generally uniform molecular structure, density and stress distribution as compared to conventional injection-molding processes.

The golf balls formed according to the present invention can be coated using a conventional two-component spray coating or can be coated during the RIM process, i.e., using an in-mold coating process.

Unique Spin Characteristics

As indicated above, the golf balls of the invention are unique in that they provide good distance when hit with a driver, good control off of irons, and excellent spin on short chip shots. This type of golf ball is superior to conventional soft covered two-piece or wound balls in that it has lower spin off of a driver and higher spin on short shots.

The spin factor of the ball of the invention may be specified in the manner described below.

Step 1. A golf ball testing machine is set up in order that it meets the following conditions for hitting a 1995 Top-Flite® Tour Z-balata 90 ball available from Spalding Sports Worldwide, Inc.

Club	Launch Angle	Ball Speed	Spin Rate
9 iron	21 ± 1.5	160.5 ± 9.0	9925 ± 600

The machine is set up such that the above conditions are met for each test using 10 Z-balata 90 golf balls which are hit 3 times each at the same machine setting. The thirty measurements of spin rate are averaged to obtain N_{9I-ZB} .

Step 2. Ten golf balls of the invention (Ball X) are hit 3 times each using the same machine setting as was used for the Z-balata balls and spin data is collected. Any clearly erratic spin test result is eliminated and replaced by a new test with the same ball. The thirty measurements of spin rate are averaged to obtain N_{9I-X} .

Step 3. The machine is set up in order that it meets the following conditions for hitting a 1995 Z-balata 90 ball, the conditions being intended to replicate a 30-yard chip shot:

Club	Launch Angle	Ball Speed	Spin Rate
Sand Wedge	28 ± 4.5	58.0 ± 4.0	4930 ± 770

The machine is set up such that the above conditions are met for each test using 10 Z-balata 90 golf balls which are hit 3 times each at the same machine setting. The thirty measurements of spin rate are averaged to obtain N_{SW-ZB} .

Step 4. The 10 golf balls used in Step 2 are hit three times each using the same machine setting as was used in Step 3 and spin data is collected. Any clearly erratic spin test result is eliminated and replaced by a new test with the same ball. The thirty measurements of spin rate are averaged to obtain N_{SW-X} .

30

Step 5. The numerical values of N_{9I-ZB} , N_{9I-X} , N_{SW-ZB} and N_{SW-X} are inserted into the following formula to obtain a spin factor:

$$\text{Spin Factor} = \frac{M_{SW-X}}{N_{9I-X}} - \frac{N_{SW-ZB}}{N_{9I-ZB}} \times 100$$

The golf ball of the invention has a spin factor of 3.0 or more, more preferably 5.0 or more, and most preferably 8.0 or more.

The present invention is further illustrated by the following examples in which the parts of the specific ingredients are by weight. It is to be understood that the present invention is not limited to the examples, and various changes and modifications may be made in the invention without departing from the spirit and scope thereof.

EXAMPLE 1

Ionic Terpolymer-Containing Cover

A set of two-piece golf balls was made with solid cores and a cover composition of 75 weight % Nucrel® 035, which is an acrylate ester-containing acid terpolymer, and 25 weight % of a master batch containing 4.5 weight % MgO in Surlyn® 1605 ("MgO Master batch"). The terpolymer was reacted with the master batch at a temperature of about 250° F. under high shear conditions at a pressure of about 0 to 100 psi. The magnesium in the master batch neutralized acid groups of the terpolymer at a level of about 62% neutralization. The molded balls were finished with polyurethane primer and top coats. The PGA compression, coefficient of restitution, Shore C hardness, scuff resistance, spin rate and cold crack of the golf balls were determined. The results are shown on Table 13 below.

To measure cold crack, the finished golf balls were stored at -10° F. for at least 24 hours and were then subjected to 5 blows in a coefficient machine at 165 ft/sec. The balls were allowed to return to room temperature and were then visually inspected for cover cracking. None of the golf balls experienced cracking.

Coefficient of restitution (C.O.R.) was measured by firing the resulting golf ball in an air cannon at a velocity of 125 feet per second against a steel plate which was positioned 12 feet from the muzzle of the cannon. The rebound velocity was then measured. The rebound velocity was divided by the forward velocity to give the coefficient of restitution. Shore hardness was determined in general accordance with ASTM Test 2240, but was measured on a non-dimpled area of the surface of the golf ball.

COMPARATIVE EXAMPLE 1

Ionic Copolymer Cover (Non-Terpolymer)

A set of 12 two-piece golf balls was made according to the same procedure as that of Example 1 with the exception that Nucrel® 925, a non-acrylate ester-containing acid copolymer was substituted for Nucrel® 035. The resulting golf ball cover was too hard, resulting in four breaks during cold crack testing. The results are shown on Table 13.

US 7,160,207 B2

31

COMPARATIVE EXAMPLE 2

Ionomer—Non-Ionic Terpolymer Blend

The procedure of Example 1 was repeated with the exception that the MgO Master batch was replaced by pure Surlyn® 1605. All of the golf ball covers broke during cold crack testing. The results are shown on Table 13.

COMPARATIVE EXAMPLE 3

Ionomer—Non-Ionic Copolymer Blend

The procedure of Comparative Example 1 was repeated with the exception that the MgO master batch was replaced by pure Surlyn® 1605. The results are shown on Table 13. When subjected to cold crack testing, all of the golf ball covers broke.

As can be seen from the results of Example 1 and Comparative Examples 1–3, inferior golf balls are obtained when a hard, non-acrylate ester-containing copolymer is used instead of a softer, acrylate ester-containing terpolymer, and when either an acrylate ester-containing acid terpolymer or a non-acrylate ester-containing acid copolymer is not neutralized with metal ions.

TABLE 13

Experiment No.	Cover Material	Weight	COR			
			PGA Comp.	(x 1000)	Shore C Hardness	Cold Crack
1-1	75% Nucrel® 035/ 25% MgO MB in Surlyn® 1605	45.2	104	.783	80	No breaks
Comp. 1	75% Nucrel® 925/ 25% MgO MB in Surlyn® 1605	45.1	111	.798	90	4 breaks
Comp. 2	75% Nucrel® 035/ 25% Surlyn® 1605	45.1	99	.774	70	All broke
Comp. 3	75% Nucrel® 925/ 25% Surlyn® 1605	45.2	106	.790	75	All broke

EXAMPLE 2

Ionic Terpolymers

An acrylate ester-containing terpolymer sold as Escor® ATX 325 (Exxon Chemical Co.) was 57% neutralized with lithium cations. The ionomeric material, which also contained titanium dioxide, brightener, etc. from a white master batch, was placed over a solid golf ball core and the golf ball was primed and top coated. The properties of the resulting golf ball are shown on Table 14. This procedure was repeated using different combinations of terpolymers with cations and cation blends at the degrees of neutralization which are shown on Table 14. In the cation blends, mole ratios were about 1:1:1. All of the ATX materials shown on Table 14 are Escor® ATX materials available from Exxon

32

Chemical Co. The Nucrel® materials are available from DuPont Chemical Co. Primacor® 3440 is available from Dow Chemical Co.

The spin rate of the golf ball was measured by striking the resulting golf balls with a pitching wedge or 9-iron wherein the club-head speed is about 80 feet per second and the ball was launched at an angle of 26 to 34 degrees with an initial velocity of 100–115 feet per second. The spin rate was measured by observing the rotation of the ball in flight using stop action Strobe photography or via the use of a high speed video system.

The scuff resistance test was conducted in the following manner: a Top-Flite® tour pitching wedge (1994) with box grooves was obtained and was mounted in a Miyamae® driving machine. The club face was oriented for a square hit. The forward/backward tee position was adjusted so that the tee was four inches behind the point in the downswing where the club was vertical. The height of the tee and the toe-heel position of the club relative to the tee were adjusted in order that the center of the impact mark was about ¾ of an inch above the sole and was centered toe to heel across the face. The machine was operated at a club head speed of 125 feet per second. A minimum of three samples of each ball were tested. Each ball was hit three times.

After testing, the balls were rated according to the following table:

Rating	Type of damage
1	Little or no damage (groove markings or dents)
2	Small cuts and/or ripples in cover
3	Moderate amount of material lifted from ball surface but still attached to ball
4	Material removed or barely attached

The balls that were tested were primed and top coated.

As shown on Table 14, many of the cover materials resulted in golf balls having a scuff resistance of 1.5 or less, and others had a scuff resistance rating of 1.5–2.5.

US 7,160,207 B2

33

COMPARATIVE EXAMPLE 4

Hard/Soft Ionomer Blend

A golf ball with a cover formed from a blend of a commercially available hard sodium ionomer and a commercially available soft acrylate ester-containing zinc ionomer in which the blend contains less than 60 wt % soft ionomer was subjected to the same testing as the golf balls of Example 2. The results are shown on Table 14.

TABLE 14

Experiment No.	Cover Material	Cation	% Neutralization	PGA Comp.	COR (x 1000)	Shore D Hardness	Scuff Resist.	Spin Rate (#9 Iron at 105 ft/sec)
Comp. 4	Hard-soft ionomer blend 1 (control)	Zn/Na	60	90	787	58	4.0	9,859
2-1	ATX 325	Li	57	86	787	51	1.0	10,430
2-2	ATX 325	Li/Zn/K	65	86	787	50	1.0	10,464
2-3	ATX 320	Li	57	N.T.	N.T.	56	1.0	10,299
2-4	ATX 320	Li/Zn/K	65	87	790	55	1.5	10,355
2-5	Nucrel 010	Li	—	89	803	65	3.0	7,644
2-6	Nucrel 010	Li/Zn/K	—	89	802	65	4.0	7,710
2-7	Nucrel 035	Li	—	87	801	62	3.0	8,931
2-8	Nucrel 035	Li/Zn/K	—	87	798	62	3.0	8,915
2-9	ATX 310	Li	53	88	802	62	2.5	8,892
2-10	ATX 310	Li/Zn/K	60	88	801	63	2.5	8,244
2-11	ATX 325	Li	57	83	797	55	1.5	—
2-12	ATX 325	Li/Zn/K	65	82	796	53	1.5	—
2-13	50% ATX 325-Li 50% ATX 320-unneut.	Li	28.5	89	777	50	1.5	—
2-14	75% ATX320-Li/Zn/K 25% ATX320-unneut.	Li/Zn/K	49	87	776	54	1.5	—
2-15	60% ATX325 40% Primacor 3440-unneut.	Li/Zn/K	39	88	779	54	1.5	—
2-16	ATX 320	Unneut.	—	88	775	45	2.0	—
2-17	ATX 325	Unneut.	—	88	—	42	1.5	—
2-18	ATX 325	Li	50	95	795	50	1.0	—
2-19	ATX 325	Li	30	96	791	46	1.5	—
2-20	ATX 325	Li/Zn/K	50	91	791	48	1.0	—
2-21	ATX 325	Li/Zn/K	30	90	N.T.	45	1.0	—
2-22	ATX 325	Li/Zn/K	50	91	N.T.	47	1.0	—

EXAMPLE 3

Ionic Terpolymers

The procedure of Example 2 was repeated with the exception that single cations of lithium, magnesium, sodium

and potassium were used in the cover material. The results are shown on Table 15.

As indicated on Table 15, the scuff resistance of the golf balls was 3.0 or better. The scuff resistance of the balls with covers made of an acrylic acid terpolymer was 1.0. For a given terpolymer, the scuff resistance did not change when different cations were used for neutralization.

TABLE 15

Experiment No.	Cover Material	Cation	% Neutralization	PGA Comp.	COR (x 1000)	Shore D Hardness	Scuff Resistance
3-1	Nucrel ® 035	Li	100	90	792	62	3.0
3-2	Nucrel ® 035	Mg	100	89	792	62	3.0
3-3	ATX 325	Li	100	86	790	51	1.0
3-4	ATX 325	Mg	100	85	791	51	1.0
3-5	ATX 325	Na	81	85	790	51	1.0
3-6	ATX 325	K	95	85	791	51	1.0

US 7,160,207 B2

35

COMPARATIVE EXAMPLE 5

Several intermediate balls (cores plus inner cover layers) were prepared in accordance with conventional molding procedures described above. The inner cover compositions were molded around 1.545 inch diameter cores weighing 36.5 grams with a specific gravity of about 1.17 such that the inner cover had a wall thickness of about 0.0675 inches and a specific gravity of about 0.95, with the overall ball measuring about 1.680 inches in diameter.

The cores utilized in the examples were comprised of the following ingredients: 100 parts by weight high cis-polybutadiene, 31 parts by weight zinc diacrylate, about 6 parts by-weight zinc oxide, 20 parts by weight zinc stearate, 17-18 parts by weight calcium carbonate, and small quantities of peroxide, coloring agent and a polymeric isocyanate sold as Papi® 94 (Dow Chemical Co.). The molded cores exhibited PGA compressions of about 100 and C.O.R. values of about 0.800.

The inner cover compositions designated herein as compositions A-E utilized to formulate the intermediate balls are set forth in Table 16 below. The resulting molded intermediate balls were tested to determine the individual compression (Riehle), C.O.R., Shore C hardness, spin rate and cut resistance properties. These results are also set forth in Table 16 below.

The data of these examples are the average of twelve intermediate balls produced for each example. The properties were measured according to the following parameters:

Cut resistance was measured in accordance with the following procedure: A golf ball was fired at 135 feet per second against the leading edge of a pitching wedge wherein the leading edge radius is $\frac{1}{32}$ inch, the loft angle is 51 degrees, the sole radius is 2.5 inches and the bounce angle is 7 degrees.

The cut resistance of the balls tested herein was evaluated on a scale of 1 to 5. The number 1 represents a cut that extends completely through the cover to the core. A 2 represents a cut that does not extend completely through the cover but that does break the surface. A 3 does not break the surface of the cover but does leave a permanent dent. A 4 leaves only a slight crease which is permanent but not as severe as 3. A 5 represents virtually no visible indentation or damage of any sort.

The spin rate of the golf ball was measured by striking the resulting golf balls with a pitching wedge or 9 iron wherein the club head speed is about 105 feet per second and the ball is launched at an angle of 26 to 34 degrees with an initial velocity of about 110 to 115 feet per second. The spin rate was measured by observing the rotation of the ball in flight using stop action Strobe photography.

Initial velocity is the velocity of a ball when struck at a hammer speed of 143.8 feet per second in accordance with a test as prescribed by the U.S.G.A.

As will be noted, compositions A, B and C include high acid ionomeric resins, With composition B further including zinc stearate. Composition D represents the inner layer (i.e. Surlyn® 1605) used in U.S. Pat. No. 4,431,193. Composition E provides a hard, low acid ionomeric resin.

The purpose behind producing and testing the balls of Table 16 was to provide a subsequent comparison in properties with the multi-layer golf balls of the present invention.

36

TABLE 16

Molded Intermediate Golf Balls					
	A	B	C	D	E
<u>Ingredients of Inner Cover Compositions</u>					
Iotek ® 959	50	50	—	—	—
Iotek ® 960	50	50	—	—	—
Zinc Stearate	—	50	—	—	—
Surlyn ® 8162	—	—	75	—	—
Surlyn ® 8422	—	—	25	—	—
Surlyn ® 1605	—	—	—	100	—
Iotek ® 7030	—	—	—	—	50
Iotek ® 8000	—	—	—	—	50
<u>Properties of Molded Intermediate Balls</u>					
Compression	58	58	60	63	62
C.O.R.	.811	.810	.807	.793	.801
Shore C Hardness	98	98	97	96	96
Spin Rate (R.P.M.)	7,367	6,250	7,903	8,337	7,956
Cut Resistance	4-5	4-5	4-5	4-5	4-5

As shown in Table 16 above, the high acid ionomer resin inner cover layer (molded intermediate balls A-C) have lower spin rates and exhibit substantially higher resiliency characteristics than the low acid ionomer resin based inner cover layers of balls D and E.

EXAMPLE 4

Multi-layer balls in accordance with the present invention were then prepared. Specifically, the inner cover compositions used to produce intermediate golf balls from Table 16 were molded over the solid cores to a thickness of about 0.0375 inches, thus forming the inner layer. The diameter of the solid core with the inner layer measured about 1.620 inches. Alternatively, the intermediate golf balls of Table 16 were ground down using a centerless grinding machine to a size of 1.620 inches in diameter to produce an inner cover layer of 0.0375 inches.

The size of 1.620 inches was determined after attempting to mold the outer cover layer to various sizes (1.600", 1.610", 1.620", 1.630" and 1.640") of intermediate (core plus inner layer) balls. It was determined that 1.620" was about the largest "intermediate" ball (i.e., core plus inner layer) which could be easily molded over with the soft outer layer materials of choice. The goal herein was to use as thin an outer layer as necessary to achieve the desired playability characteristics while minimizing the cost of the more expensive outer materials. However, with a larger diameter final golf ball and/or if the cover is compression molded, a thinner cover becomes feasible.

With the above in mind, an outer cover layer composition was blended together in accordance with conventional blending techniques. The outer layer composition used for this portion of the example is a relatively soft cover composition such as those listed in U.S. Pat. No. 5,120,791. An example of such a soft cover composition is a 45% soft/55% hard low acid ionomer blend designated by the inventor as "TE-90". The composition of TE-90 is set forth as follows:

Outer Cover Layer Composition TE-90	
Iotek ® 8000	22.7 weight %
Iotek ® 7030	22.7 weight %

US 7,160,207 B2

37

-continued

Outer Cover Layer Composition TE-90	
Iotek ® 7520	45.0 weight %
White MB ¹	9.6 weight %

¹White MB consists of about 23.77 weight percent TiO₂; 0.22 weight percent Uvitex ® OB, 0.03 weight percent Santonox ® R, 0.05 weight percent Ultramarine Blue TM and 75.85 weight percent Iotek ® 7030.

The above outer layer composition was molded around each of the 1.620 diameter intermediate balls comprising a core plus one of compositions A-D, respectively. In addition, for comparison purposes, Surlyn® 1855 (new Surlyn® 9020), the cover composition of the '193 patent, was molded about the inner layer of composition D (the intermediate ball representative of the '193 patent). The outer layer TE-90 was molded to a thickness of approximately 1.680 inches in diameter. The resulting balls (a dozen for each example) were tested and the various properties thereof are set forth in Table 17 as follows:

TABLE 17

Finished Balls					
Ingredients:	1	2	3	4	5
Inner Cover Composition	A	B	C	D	D
Outer Cover Composition	TE-90	TE-90	TE-90	TE-90	Surlyn ® 9020
Properties of Molded Finished Balls:					
Compression	63	63	69	70	61
C.O.R.	.784	.778	.780	.770	.757
Shore C Hardness	88	88	88	88	89
Spin (R.P.H.)	8,825	8,854	8,814	8,990	8,846
Cut Resistance	3-4	3-4	3-4	3-4	1-2

As it will be noted in finished balls 1-4, by creating a multi-layer cover utilizing the high acid ionomer resins in the inner cover layer and the hard/soft low acid ionomer resin in the outer cover layer, higher compression and increased spin rates are noted over the single layer covers of Table 16. In addition, both the C.O.R. and the Shore C hardness are reduced over the respective single layer covers of Table 16. This was once again particularly true with respect to the multi-layered balls containing the high acid ionomer resin in the inner layer (i.e. finished balls 1-5). In addition, with the exception of prior art ball 5 (i.e. the '193 patent), resistance to cutting remains good but is slightly decreased.

Furthermore, it is also noted that the use of the high acid ionomer resins as the inner cover material produces a substantial increase in the finished balls overall distance properties. In this regard, the high acid ionomer resin inner covers of balls 1-3 produce an increase of approximately 10 points in C.O.R. over the low acid ionomer resin inner

38

covers of balls 4 and about a 25 point increase over the prior art balls 5. Since an increase in 3 to 6 points in C.O.R. results in an average increase of about 1 yard in distance, such an improvement is deemed to be significant.

Several other outer layer formulations were prepared and tested by molding them around the core and inner cover layer combination to form balls each having a diameter of about 1.68 inches. First, B.F. Goodrich Estane® X-4517 polyester polyurethane was molded about the core molded with inner layer cover formulation A. DuPont Surlyn® 9020 was molded about the core which was already molded with inner layer D. Similar properties tests were conducted on these golf balls and the results are set forth in Table 18 below:

TABLE 18

Finished Balls		
	6	7
Ingredients:		
Inner Cover Layer Composition	A	D
Outer Cover Layer Composition	Estane ® 4517	Surlyn ® 9020
Properties of Molded Finished Balls:		
Compression	67	61
C.O.R.	.774	.757
Shore C Hardness	74	89
Spin (R.P.M.)	10,061	8,846
Cut Resistance	3-4	1-2

The ball comprising inner layer formulation D and Surlyn® 9020 identifies the ball in the Nesbitt U.S. Pat. No. 4,431,193. As is noted, the example provides for relatively high softness and spin rate though it suffers from poor cut resistance and low C.O.R. This ball is unacceptable by today's standards.

As for the Estane® X-4517 polyester polyurethane, a significant increase in spin rate over the TE-90 cover is noted along with an increase in spin rate over the TE-90 cover is noted along with an increased compression. However, the C.O.R. and Shore C values are reduced, while the cut resistance remains the same. Furthermore, both the Estane® X-4517 polyester polyurethane and the Surlyn® 9020 were relatively difficult to mold in such thin sections.

EXAMPLE 5

In order to analyze the change in characteristics produced by multi-layer golf balls (standard size) having inner cover layers comprised of ionomer resin blends of different acid levels, a series of experiments was run. A number of tests were performed, varying the type of core, inner cover layer and outer cover layer. The results are shown below on Table 19:

TABLE 19

Sample #	Core	Inner Layer Thickness	Comp/ COR	Outer Cover Thickness	COMP (Rhele)	COR	Shore D	Spin
8	1042 Yellow	None	See Below	Top Grade	0.055"	61	.800	68 7331
9	1042 Yellow	None	See Below	959/960	0.055"	56	.808	73 6516

US 7,160,207 B2

39

40

TABLE 19-continued

Sample #	Core	Inner Layer	Thickness	Comp/ COR	Outer Cover	Thickness	COMP (Rhie)	COR	Shore D	Spin
10	Special 1.47"	959/960	0.050"	65/.805	959/960	0.055"	48	.830	73	6258
11	1042 Yellow	None	—	See Below	SD 90	0.055"	62	.792	653	8421
12	Special 1.47"	Top Grade	0.050"	66/.799	SD 90	0.055"	55	.811	63	8265
13	Special 1.47"	959/960	0.050"	65/.805	SD 90	0.055"	53	.813	63	8254
14	Special 1.47"	Top Grade	0.050"	66/.799	Top Grade	0.055"	51	.819	68	7390
15	1042 Yellow	None	0.050"	See Below	Z-Balata	0.055"	67	.782	55	9479
16	Special 1.47"	959/960	0.050"	65/.805	Z-Balata	0.055"	61	.800	55	9026
17	Special 1.47"	Top Grade	0.050"	66/.799	Z-Balata	0.055"	60	.798	55	9262

1042 Yellow Comp = 72,

COR = .780

Special 1.47" CORE > COMP = 67,

COR = .782

In this regard, "Top Grade" or "TG" is a low acid inner cover ionomer resin blend comprising of 70.6% Iotek® 8000, 19.9% Iotek® 7010 and 9.6% white master batch. "959/960" is a 50/50 wtwt blend of Iotek® 959/960. In this regard, Escor® or Iotek® 959 is a sodium ion neutralized ethylene-acrylic neutralized ethylene-acrylic acid copolymer. According to Exxon, Ioteks® 959 and 960 contain from about 19.0 to about 21.0% by weight acrylic acid with approximately 30 to about 70 percent of the acid groups neutralized with sodium and zinc ions, respectively. The physical properties of these high acid acrylic acid based ionomers are as follows:

TABLE 20

PROPERTY	ESCOR® (IOTEK®) 959	ESCOR® (IOTEK®) 960
Melt Index g/10 min	2.0	1.8
Cation	Sodium	Zinc
Melting Point, ° F.	172	174
Vicat Softening Point, ° F.	130	131
Tensile @ Break, psi	4600	3500
Elongation @ Break, %	325	430
Hardness, Shore D	66	57
Flexural Modulus, psi	66,000	27,000

Furthermore, the low acid ionomer formulations for "SD 90" and "Z-Balata" are set forth below:

TABLE 21

SD Cover	ZB Cover
17.2% Surllyn® 8320	19% Iotek® 8000
7.5% Surllyn® 8120	19% Iotek® 7030
49% Surllyn® 9910	52.5% Iotek® 7520
16.4% Surllyn® 8940	9.5% white MB®
9.7% white MB®	

The data clearly indicates that higher C.O.R. and hence increase travel distance can be obtained by using multi-layered covered balls versus balls covered with single layers. However, some sacrifices in compression and spin are also noted. Further, as shown in comparing Example Nos. 12 vs. 13, Example Nos. 17 vs. 16, etc. use of lower acid level inner

cover layers and relatively soft outer cover layers (i.e., 50 wt. % or more soft ionomer) produces softer compression and higher spin rates than the golf balls comprised of high acid inner cover layers. Consequently, use of blends of low acid ionomer resins to produce the inner layer of a multi-layer covered golf ball, produces not only enhanced travel distance but also enhanced compression and spin properties.

EXAMPLE 6

Multi-layer oversized golf balls were produced utilizing different ionomer resin blends as the inner cover layer (i.e., core plus inner cover layer is defined as "mantle"). The "ball data" of the oversized multi-layer golf balls in comparison with production samples of "Top-Flite® XL" and Top-Flite® Z-Balata" is set forth below.

The results indicate that use of multi-layer covers enhances C.O.R. and travel distance. Further, the data shows that use of a blend of low acid ionomer resins (i.e., "Top Grade") to form the inner cover layer in combination with a soft outer cover ("ZB" or "SD") produces enhanced spin and compression characteristics. The overall combination results in a relatively optimal golf ball with respect to characteristics of travel distance, spin and durability.

EXAMPLE 7

Golf balls 7-1, 7-2, 7-3 and 7-4 having the formulations shown on Table 22 were formed.

TABLE 22

Chemical Component	7-1	7-2	7-3	7-4
Core Data				
Size	1.47"	1.47"	1.47"	1.47"
Weight	32.7 g	32.7 g	32.7 g	32.7 g
PGA Compression	70	60	70	60
COR	.780	.770	.780	.770

US 7,160,207 B2

41

TABLE 22-continued

Chemical Component	7-1	7-2	7-3	7-4
<u>Composition</u>				
High Cis polybutadiene	100	100	100	100
Zinc oxide	30.5	31.6	30.5	31.6
Core regrind	16	16	16	16
Zinc stearate	16	16	16	16
Zinc diacrylate	22	20	22	20
Initiator	0.9	0.9	0.9	0.9
<u>Inner Cover Layer</u>				
Size	1.57"	1.57"	1.57"	1.57"
Weight	38.04 g	38.4 g	38.4 g	38.4 g
PGA Compression	83	75	83	75
COR	.801	.795	.801	.795
Thickness	0.050"	0.050"	0.050"	0.050"
Hardness (Shore C/D)	97/70	97/70	97/70	97/70
<u>Composition</u>				
Iotek® 1002	50%	50%	50%	50%
Iotek® 1003	50%	50%	50%	50%
<u>Outer Cover Layer</u>				
Hardness (Shore C/D)	71/46	71/46	71/46	71/46
Thickness	0.055"	0.055"	0.055"	0.055"
<u>Composition</u>				
Iotek® 7510	92.8%	92.8%	42%	42%
Iotek® 7520			42%	42%
Iotek® 7030	7.2%	7.2%	7.3%	7.3%
Iotek® 8000			8.7%	8.7%
<u>Whitener Package</u>				
Unitane™ 0-110	2.3 phr	2.3 phr	2.3 phr	2.3 phr
Eastobrite® OB1	0.025 phr	0.025 phr	0.025 phr	0.025 phr
Ultra Marine Blue™	0.042 phr	0.042 phr	0.042 phr	0.042 phr
Santonox®	0.004 phr	0.004 phr	0.004 phr	0.004 phr
<u>Final Ball Data</u>				
Size	1.68"	1.68"	1.68"	1.68"
Weight	45.4 g	45.4 g	45.4 g	45.4 g
PGA Compression	85	78	85	78
COR	.793	.785	.793	.785

42

The balls of Example 7-2 were tested by a number of professional quality golfers using a driver, 5-iron, 9-iron, and sand wedge or pitching wedge. Each player used his own clubs and hit both the ball of Example 7-2 and a control ball, which was the 1995 two-piece Top-Flite® Tour Z-balata 90. The Z-balata 90 has a 1.545" core of about 36.8 g with a PGA compression of about 80 and a COR of about 0.794. The cover of the Z-balata 90 is about 0.068 in. thick, and is a blend of Iotek® 8000 and Iotek® 7510 with or without master batch containing Iotek® 7030. The cover has a shore D hardness of about 55. The ball has a PGA compression of about 79 and a COR of about 0.788. Each player hit six of the balls of Example 7-2 and six Z-balata control balls one time each. For each shot, measurements were made of the initial launch conditions of the golf ball, including launch angle and ball speed. Furthermore, spin rates at initial launch, carry distance, and total distance were measured. The players hit full shots with the driver (1W), 5-iron (5I) and 9-iron (9I). With the sand wedge or pitching wedge (SW), the players hit about 30 yard chip shots. Data points were removed if determined to be "wild points." A point was said to be wild if it fell outside 2 standard deviations of the 6-hit average. Initial launch conditions were determined using a highly accurate high speed stop action video photography system. The results are shown on Table 23.

As shown on Table 23, multi-layer ball 7-2 was longer than the Z-balata control when hit with a 5-iron but only slightly longer than the Z-balata ball using a driver and 9-iron. The multi-layer ball 7-2 and the two-piece control were generally the same in overall distance using a driver. In each case, the multi-layer ball 7-2 had a higher spin rate off the 30-yard chip shot than the Z-balata. The spin rate of the ball of Example 7-2 was an average of 11.6% higher than the spin rate of the Z-balata control in the 30 yard chip shot.

TABLE 23

Player	Club	2-Piece Control				7-2				Total (yds)
		L.A. (deg)	B.S. (fps)	Spin (rpm)	Carry (yds)	Total (yds)	L.A. (deg)	B.S. (fps)	Spin (rpm)	
1	1W	10.4	262.2	3537	272.5	288.9	10.0	262.3	3247	292.2
2	1W	9.5	240.1	3124	238.1	253.6	8.9	238.3	2935	257.4
3	1W	8.6	258.8	3695	254.1	259.9	6.3	251.2	3357	260.8
4	1W	10.9	252.6	2639	271.6	289.8	12.5	251.4	3066	296.7
5	1W	9.5	211.7	3627	237.2	255.2	9.4	208.7	3415	259.8
6	1W	10.2	242.0	3105	263.8	283.2	11.0	243.9	2903	288.4
7	1W	11.5	214.9	3089	265.4	279.0	11.6	212.6	3165	274.4
8	1W	9.7	239.5	3129	263.6	28.8	9.3	235.3	2884	276.8
9	1W	11.7	211.2	2939	231.4	255.8	11.3	208.5	2032	244.3
10	1W	10.2	244.0	2797	243.3	250.2	9.7	239.6	3072	251.1
11	1W				247.4	263.8	13.8	215.8	3916	268.8
Ave.		10.2	237.7	3168	253.5	269.8	10.3	233.4	3090	270.1
1	5I	12.4	207.3	5942	198.3	209.8	11.8	206.3	5507	207.8
2	5I				178.3	184.2	14.9	199.4	5094	187.8
3	5I	10.9	196.8	6462	185.2	188.9	11.5	197.0	6009	193.4
4	5I	14.4	205.5	6683	207.8	213.7	14.7	208.3	6601	217.8
5	5I	13.6	183.3	6734	182.9	189.4	14.2	180.9	6380	190.7
6	5I	12.4	204.5	5771	201.0	210.5	12.9	208.4	5414	208.0
7	5I	14.1	184.3	6013	194.8	198.1	13.1	182.7	6000	200.0
8	5I	12.8	187.2	6149	188.0	200.3	13.1	191.6	6183	202.0
9	5I	13.2	176.5	6000	168.2	173.7	13.6	172.5	6166	174.3
10	5I	13.9	199.9	7214	175.2	178.2	14.9	199.1	6237	170.2
11	5I	14.2	179.5	6669	181.9	187.8	15.7	181.2	5338	190.7

US 7,160,207 B2

43

44

TABLE 23-continued

Player	Club	2-Piece Control					7-2				
		L.A. (deg)	B.S. (fps)	Spin (rpm)	Carry (yds)	Total (yds)	L.A. (deg)	B.S. (fps)	Spin (rpm)	Carry (yds)	Total (yds)
Ave.		13.2	192.5	6364	187.4	194.1	13.7	193.4	5903	188.4	195.7
1	9I	20.0	168.1	9865	152.5	159.5	20.4	172.2	9210	153.4	159.6
2	9I	21.8	165.9	9770	132.7	137.0	23.0	164.7	8949	132.7	134.6
3	9I	19.9	154.3	10764	128.8	134.3	19.9	156.5	1061	129.8	135.0
4	9I	22.7	166.4	10551	146.0	148.8	23.9	165.7	9990	150.3	154.2
5	9I	22.1	147.4	9682	137.1	138.1	22.2	148.5	9324	139.3	141.7
6	9I	19.4	169.7	8939	153.3	158.0	19.7	168.2	8588	156.2	163.5
7	9I	20.4	151.1	9899	147.5	150.0	21.6	150.3	9084	148.6	151.3
8	9I	18.5	143.0	9408	142.0	147.5	18.3	141.8	9038	141.2	144.8
9	9I	20.0	134.5	9124	124.9	128.8	20.1	132.9	8834	125.0	128.9
10	9I	23.2	156.1	10603	122.7	124.1	23.2	155.6	11017	116.2	116.3
11	9I	21.5	149.4	9729	131.0	134.5	23.4	151.7	8686	133.3	136.8
Ave.		20.9	155.1	9849	138.0	141.9	21.4	155.3	9353	138.7	142.4
1	SW	29.2	56.4	5647			24.8	58.9	6679		
2	SW	26.6	57.4	5446			25.2	57.8	5647		
3	SW	25.8	64.1	4925			24.3	63.5	5550		
4	SW	30.9	60.9	5837			31.1	57.9	6158		
5	SW	20.3	56.7	4152			19.0	56.3	4288		
6	SW	34.3	57.1	3798			32.4	61.5	4700		
7	SW	30.5	51.5	4712			29.3	52.3	5374		
Ave.		28.2	67.7	4931			26.6	58.3	6485		

EXAMPLE 8

The ball of Example 7-2 was compared to a number of competitive products in distance testing using a driving machine in which the ball was struck with a club. The results are shown on Table 24 below. The distance test shows that Example 7-2 about the same distance as the Z-balata 90 control and longer than the Titleist® HP-2 Tour (soft covered two-piece) and Titleist® Tour Balata 100 ball (Balata covered wound ball). The other balls that were tested include the Maxfli® (Dunlop) XS1 00, Maxfli® (Dunlop) XF100, and the GIGA Top-Flite® golf ball sold by in Japan. In Table 24, the ball of Example 7-2 is the longest ball.

TABLE 24

Distance Report								
Test Number:	131951			Club Head Speed:		157.35		
Club Name:	TFT 10.5 DEG MW (Driver)			No. Balls/Type:		10		
<u>Average Test Conditions:</u>								
Launch Angles (Deg.):				9.6				
Ball Speed (fps):				217.9				
Spin Rate (rpm):				3390				
Turf Condition:				FIRM				
Wind (mph/dir):				2.55		135.20		
Temp/RH (deg/%):				0.61		91.59		
P-Bar (mbar):				1015				
Ball Type	Traj	PTime	Carry	Car Diff	Ctr Dev	Roll	T Dist	T Diff
HP2TOUR	8.7	6.0	230.4	-4.1	3.0	9.9	240.3	-4.3
ZB90	9.0	6.1	231.8	-2.7	5.4	9.1	241.0	-3.6
GIGA	8.8	6.0	234.5	0.0	5.7	10.2	244.6	0.0
Example 7-2	8.3	5.9	229.6	-4.9	3.8	11.1	240.7	-3.9
Titleist Tour	9.2	6.2	229.2	-5.3	7.8	7.8	236.9	-7.7
Balata 100								
Test Number:		0203963		Club Head Speed:		126.18		
Club Name:		TFT 5 IRON		No. Balls/Type:		12		

TABLE 24-continued

Distance Report									
Average Test Conditions:									
Launch Angles (Deg.): 14									
Ball Speed (fps): 180.1									
Spin Rate (rpm): 5424									
Turf Condition: FIRM									
Wind (mph/dir): 6.23 171.38									
Temp/RH (deg/%): 62.20 98.16									
P-Bar (mbar): 1015									
40	Ball Type	Traj	PTime	Carry	Car Diff	Ctr Dev	Roll	T Dist	T Diff
	HP2TOUR	25.3	6.0	156.0	-7.4	-3.0	1.5	157.5	-9.5
	ZB90	25.2	6.0	157.1	-6.3	-3.3	2.2	159.3	-7.7
	GIGA	25.0	6.0	162.2	-1.2	-3.1	2.9	165.1	-1.9
	Example 7-2	23.5	6.0	163.4	0.0	-3.3	3.7	167.0	0.0
45	Titleist Tour	23.9	6.0	158.7	-4.7	-2.3	2.5	161.2	-5.8
	Balata 100								
	ZB 100	26.1	6.0	155.6	-7.8	-4.5	2.0	157.6	-9.4
	XS 100	23.9	6.0	161.3	-2.3	-5.6	2.6	163.9	-3.1
	XF 100	24.5	6.0	152.0	-11.4	-6.2	1.6	153.7	-13.3

EXAMPLE 9

A number of golf ball cores having the following formulation were made:

Parts

High-cis polybutadiene	100
Zinc oxide	30
Core regrind	16
Zinc stearate	16
Zinc diacrylate	21
Peroxide (231 xl)	0.9

The cores had a diameter of 1.470", a weight of 32.5 g, a PGA compression of 57 and a COR of 0.768.

US 7,160,207 B2

45

The cores were divided into four sets and each set was covered with one of the mantle formulations shown below in Table 25.

TABLE 25

MANTLE FORMULATIONS				
Mantle Type	A	B	C	D (control)
Surlyn ® 8940 (g)	656	880	1610	—
Surlyn ® 9910 (g)	1964	2180	535	—
Surlyn ® 8120 (g)	300	160	475	—
Surlyn ® 8320 (g)	700	400	1000	—
Iotek ® 7030 (g)	380	380	380	—

46

TABLE 27

COVER FORMULATIONS			
Cover Type	X	Y	Z
Iotek ® 7520 (g)	1660	1480	1300
Iotek ® 7510 (g)	1660	1480	1300
Iotek ® 8000 (g)	304	664	1024
Iotek ® 7030 (g)	282	282	282
Whitener package (g)	94	94	94

The balls had the mantle and cover combinations and properties shown below on Table 28.

TABLE 28

Ball Properties												
Example No.												
	9-1	9-2	9-3	9-4	9-5	9-6	9-7	9-8	9-9	9-10	9-11	9-12
Mantle	A	A	A	B	B	B	C	C	C	D	D	D
Cover	X	Y	Z	X	Y	Z	X	Y	Z	X	Y	Z
Size (inch)	1.682	1.681	1.682	1.682	1.682	1.682	1.682	1.682	1.681	1.682	1.682	1.681
Weight (g)	45.68	45.57	45.58	45.77	45.62	45.58	45.63	45.58	45.48	45.67	45.65	45.57
PGA	73.5	74.3	74.7	77.4	76.7	76.3	70.8	71.9	73.3	79.5	80	82.5
Comp. COR	.7639	.7665	.7680	.7701	.7703	.7704	.7607	.7630	.7661	.7771	.7798	.7839
Std. Dev. COR	.0041	.0027	.0037	.0077	.0034	.0023	.0037	.0030	.0028	.0034	.0028	.0020
Shore C	71	76	81	71	76	81	70	76	80	71	76	81
Shore D	48	50	53	46	50	53	46	49	52	47	41	53

TABLE 25-continued

MANTLE FORMULATIONS				
Mantle Type	A	B	C	D (control)
Iotek ® 1002 (g)	—	—	—	2000
Iotek ® 1003 (g)	—	—	—	2000

The mantle covered cores had the following physical properties:

TABLE 26

MANTLE-COVERED CORES				
	A	B	C	D
Size (Pole) (Inches)	1.577	1.576	1.572	1.573
Weight (g)	38.6	38.5	38.3	38.4
PGA Compression	71	74	70	76
COR	.7795	.7831	.7768	.7946
Std. Dev. COR	.0051	.0026	.0016	.0012
Shore C	92	94	90	97
Shore D	62	65	61	70

Each set of mantle-covered cores was divided into three subsets and a cover layer having one of the cover formulations shown below on Table 27 was formed over the mantled cores. The "whitener package" on Table 27 consists of White MB, the composition of which was previously described herein.

Ball 9-10 was the control.

The results from Table 28 demonstrate that a multi-layer ball having a mantle hardness of 60 D or greater (Ex. 9-7, 9-8, 9-9), and preferably 63 D (Ex. 9-1, 9-2, 9-3) or greater give a ball having a COR of at least 0.761 (Ex. 9-7) and while a harder mantle (Ex. (9-4, 9-5, 9-6, 9-10, 9-11, 9-12) will generally give higher COR, it also contributes to a harder PGA compression. Versus the control ball (Ex. 9-10) it is demonstrated that softer compressions can be obtained with slightly softer mantles while maintaining a good COR. Likewise versus the control, higher COR balls may be designed (Ex. 9-11, 9-12) that still have a relatively soft compression for good feel.

EXAMPLE 10

A number of golf balls were made having the core and cover formulations and the physical properties shown on Tables 29 and 30. The balls of Examples 10-1, 10-2 and 10-5 are part of the invention. The balls of Examples 10-3, 10-4 and 10-6 are controls based upon the cover layer chemistry of comparative Example 2 of U.S. Pat. No. 5,586,950. The balls of Example 10-4 are replicas of comparative Example 2 of U.S. Pat. No. 5,586,950.

For all of the balls, the cores were molded and centerless ground to the appropriate size. The mantles of Examples 10-1 to 10-4 were injection molded in a 1.63" injection mold. The mantles for the balls of Examples 10-5 and 10-6 also were injection molded. All of the outer cover layers were injection molded.

US 7,160,207 B2

47

48

TABLE 29

Core Data	Ex. 10-1	Ex. 10-2	Ex. 10-3	Ex. 10-4	Ex. 10-5	Ex. 10-6
Core Types (See Table 2)	A	A	A	A	B	B
Mantle Data	1.50	1.50	1.50	1.50	1.47	1.47
Ingredients	phr	phr	phr	phr	phr	phr
Iotek ® 1002	50	—	50	—	50	50
Iotek ® 1003	50	—	50	—	50	50
Surlyn ® 9910	—	50	—	50	—	—
Surlyn ® 8940	—	35	—	35	—	—
Surlyn ® 8920	—	15	—	15	—	—
TiO ₂	2	2	2	2	—	—
Diameter (in.)	1.625	1.625	1.625	1.625	1.57	1.57
Thickness (in.)	0.063	0.063	0.063	0.063	0.050	0.050
Shore C/D Hardness (measured on ball)	97/70	96/68	97/70	96/68	97/70	97/70
Cover Data						
Cover Type (see Table 2)	#1	#1	#2	#2	#1	#2
Size (in.)	1.70	1.70	1.70	1.70	1.68	1.68
Thickness (in.)	0.038	0.038	0.038	0.038	0.055	0.055
Shore C/D Hardness (measured on ball)	75/49	75/49	84/57	83/57	72/48	83/56
Compression (Rhele)	63	66	60	63	83	80
COR	.800	.795	.805	.798	.779	.787

TABLE 30

Core Formulations			Cover Formulations		
Materials (phr)	A	B	Materials (phr)	#1	#2
BR 1220 (High cis polybutadiene)	73	70	Iotek ® 8000	8.5	—
Taktene ® 220 (High cis polybutadiene)	27	30	Iotek ® 7510	41	—
Zinc Oxide	22.3	31.5	Iotek ® 7520	41	—
TG Re grind	10	16	Master batch C	9.5	—
Zinc Stearate	20	16	Surlyn ® 1557	—	10
Zinc Diacrylate	26	20	Surlyn ® 1855	—	20
Master batch A	0.15	—	Surlyn ® 8265	—	20
Master batch B	—	0.15	Surlyn ® 8269	—	50
Luperc ® 231 XL peroxide	0.9	0.9	TiO ₂	—	2

Definitions

Coefficient of Restitution

As is apparent from the above discussions, two principal properties involved in golf ball performance are resilience and PGA compression. The resilience or coefficient of restitution (COR) of a golf ball is the constant "e," which is the ratio of the relative velocity of an elastic sphere after direct impact to that before impact. As a result, the COR ("e") can vary from 0 to 1, with 1 being equivalent to a perfectly or completely elastic collision and 0 being equivalent to a perfectly or completely inelastic collision.

COR, along with additional factors such as club head speed, club head mass, ball weight, ball size and density, spin rate, angle of trajectory and surface configuration (i.e., dimple pattern and area of dimple coverage) as well as environmental conditions (e.g. temperature, moisture, atmospheric pressure, wind, etc.) generally determine the distance a ball will travel when hit. Along this line, the distance a golf ball will travel under controlled environmental conditions is a function of the speed and mass of the club and size, density and resilience (COR) of the ball and other factors. The initial velocity of the club, the mass of the club and the angle of the ball's departure are essentially provided by the golfer upon striking. Since club head, club head mass,

the angle of trajectory and environmental conditions are not determinants controllable by golf ball producers and the ball size and weight are set by the U.S.G.A., these are not factors of concern among golf ball manufacturers. The factors or determinants of interest with respect to improved distance are generally the coefficient of restitution (COR) and the surface configuration (dimple pattern, ratio of land area to dimple area, etc.) of the ball.

The COR of solid core balls is a function of the composition of the core and of the cover. The core and/or cover may be comprised of one or more layers such as in multi-layered balls. In balls containing a wound core (i.e., balls comprising a liquid or solid center, elastic windings, and a cover), the coefficient of restitution is a function of not only the composition of the center and cover, but also the composition and tension of the elastomeric windings. As in the solid core balls, the center and cover of a wound core ball may also consist of one or more layers. The COR of the golf balls of the present invention is a function of the composition and physical properties of the core and cover layer materials such as flex modulus, hardness and particularly, their resilience, i.e. ability to quickly recover from a high impact deformation.

The coefficient of restitution is the ratio of the outgoing velocity to the incoming velocity. In the examples of this application, the coefficient of restitution of a golf ball was measured by propelling a ball horizontally at a speed of 125±5 feet per second (fps) and corrected to 125 fps against a generally vertical, hard, flat steel plate and measuring the ball's incoming and outgoing velocity electronically. Speeds were measured with a pair of Oehler Mark 55 ballistic screens available from Oehler Research, Inc., P.O. Box 9135, Austin, Tex. 78766, which provide a timing pulse when an object passes through them. The screens were separated by 36" and are located 25.25" and 61.25" from the rebound wall. The ball speed was measured by timing the pulses from screen 1 to screen 2 on the way into the rebound wall (as the average speed of the ball over 36"), and then the exit speed was timed from screen 2 to screen 1 over the same distance. The rebound wall was tilted 2 degrees from a vertical plane to allow the ball to rebound slightly downward

US 7,160,207 B2

49

in order to miss the edge of the cannon that fired it. The rebound wall is solid steel 2.0 inches thick.

As indicated above, the incoming speed should be 125 ± 5 fps but corrected to 125 fps. The correlation between COR and forward or incoming speed has been studied and a correction has been made over the ± 5 fps range so that the COR is reported as if the ball had an incoming speed of exactly 125.0 fps.

The coefficient of restitution must be carefully controlled in all commercial golf balls if the ball is to be within the specifications regulated by the United States Golf Association (U.S.G.A.). As mentioned to some degree above, the U.S.G.A. standards indicate that a "regulation" ball cannot have an initial velocity exceeding 255 feet per second in an atmosphere of 75° F. when tested on a U.S.G.A. machine. Since the coefficient of restitution of a ball is related to the ball's initial velocity, it is highly desirable to produce a ball having sufficiently high coefficient of restitution to closely approach the U.S.G.A. limit on initial velocity, while having an ample degree of softness (i.e., hardness) to produce enhanced playability (i.e., spin, etc.).

PGA Compression

PGA compression is another important property involved in the performance of a golf ball. The compression of the ball can affect the playability of the ball on striking and the sound or "click" produced. Similarly, compression can affect the "feel" of the ball (i.e., hard or soft responsive feel), particularly in chipping and putting.

Moreover, while compression itself has little bearing on the distance performance of a ball, compression can affect the playability of the ball on striking. The degree of compression of a ball against the club face and the softness of the cover strongly influences the resultant spin rate. Typically, a softer cover will produce a higher spin rate than a harder cover. Additionally, a harder core will produce a higher spin rate than a softer core. This is because at impact a hard core serves to compress the cover of the ball against the face of the club to a much greater degree than a soft core thereby resulting in more "grab" of the ball on the clubface and subsequent higher spin rates. In effect the cover is squeezed between the relatively incompressible core and clubhead. When a softer core is used, the cover is under much less compressive stress than when a harder core is used and therefore does not contact the clubface as intimately. This results in lower spin rates. The term "compression" utilized in the golf ball trade generally defines the overall deflection that a golf ball undergoes when subjected to a compressive load. For example, PGA compression indicates the amount of change in golf ball's shape upon striking.

In the past, PGA compression related to a scale of from 0 to 200 given to a golf ball. The lower the PGA compression value, the softer the feel of the ball upon striking. In practice, tournament quality balls have compression ratings around 70-110, preferably around 80 to 100.

In determining PGA compression using the 0-200 scale, a standard force is applied to the external surface of the ball. A ball which exhibits no deflection (0.0 inches in deflection) is rated 200 and a ball which deflects $\frac{3}{10}$ th of an inch (0.2 inches) is rated 0. Every change of 0.001 of an inch in deflection represents a 1 point drop in compression. Consequently, a ball which deflects 0.1 inches (100×0.001 inches) has a PGA compression value of 100 (i.e., 200-100) and a ball which deflects 0.110 inches (110×0.001 inches) has a PGA compression of 90 (i.e., 200-110).

In order to assist in the determination of compression, several devices have been employed by the industry. For

50

example, PGA compression is determined by an apparatus fashioned in the form of a small press with an upper and lower anvil. The upper anvil is at rest against a 200-pound die spring, and the lower anvil is movable through 0.300 inches by means of a crank mechanism. In its open position the gap between the anvils is 1.780 inches allowing a clearance of 0.100 inches for insertion of the ball. As the lower anvil is raised by the crank, it compresses the ball against the upper anvil, such compression occurring during the last 0.200 inches of stroke of the lower anvil, the ball then loading the upper anvil which in turn loads the spring. The equilibrium point of the upper anvil is measured by a dial micrometer if the anvil is deflected by the ball more than 0.100 inches (less deflection is simply regarded as zero compression) and the reading on the micrometer dial is referred to as the compression of the ball. In practice, tournament quality balls have compression ratings around 80 to 100 which means that the upper anvil was deflected a total of 0.120 to 0.100 inches.

An example to determine PGA compression can be shown by utilizing a golf ball compression tester produced by Atti Engineering Corporation of Newark, N.J. The value obtained by this tester relates to an arbitrary value expressed by a number which may range from 0 to 100, although a value of 200 can be measured as indicated by two revolutions of the dial indicator on the apparatus. The value obtained defines the deflection that a golf ball undergoes when subjected to compressive loading. The Atti test apparatus consists of a lower movable platform and an upper movable spring-loaded anvil. The dial indicator is mounted such that it measures the upward movement of the spring-loaded anvil. The golf ball to be tested is placed in the lower platform, which is then raised a fixed distance. The upper portion of the golf ball comes in contact with and exerts a pressure on the springloaded anvil. Depending upon the distance of the golf ball to be compressed, the upper anvil is forced upward against the spring.

Alternative devices have also been employed to determine compression. For example, Applicant also utilizes a modified Riehle Compression Machine originally produced by Riehle Bros. Testing Machine Company, Phil., PA to evaluate compression of the various components (i.e., cores, mantle cover balls, finished balls, etc.) of the golf balls. The Riehle compression device determines deformation in thousandths of an inch under a load designed to emulate the 200 pound spring constant of the Atti or PGA compression testers. Using such a device, a Riehle compression of 61 corresponds to a deflection under load of 0.061 inches.

Additionally, an approximate relationship between Riehle compression and PGA compression exists for balls of the same size. It has been determined by Applicant that Riehle compression corresponds to PGA compression by the general formula $\text{PGA compression} = 160 - \text{Riehle compression}$. Consequently, 80 Riehle compression corresponds to 80 PGA compression, 70 Riehle compression corresponds to 90 PGA compression, and 60 Riehle compression corresponds to 100 PGA compression. For reporting purposes, Applicant's compression values are usually measured as Riehle compression and converted to PGA compression.

Furthermore, additional compression devices may also be utilized to monitor golf ball compression so long as the correlation to PGA compression is known. These devices have been designed, such as a Whitney Tester, to correlate or correspond to PGA compression through a set relationship or formula.

US 7,160,207 B2

51

Shore D Hardness

As used herein, "Shore D hardness" of a cover is measured generally in accordance with ASTM D-2240, except the measurements are made on the curved surface of a molded cover, rather than on a plaque. Furthermore, the Shore D hardness of the cover is measured while the cover remains over the core. When a hardness measurement is made on a dimpled cover, Shore D hardness is measured at a land area of the dimpled cover.

Fillers

In a particularly preferred form of the invention, at least one layer of the golf ball contains at least 0.01 parts by weight of a filler. Fillers preferably are used to adjust the density, flex modulus, mold release, and/or melt flow index of a layer. More preferably, at least when the filler is for adjustment of density or flex modulus of a layer, it is present in an amount of at least five parts by weight based upon 100 parts by weight of the layer composition. With some fillers, up to about 200 parts by weight probably can be used.

A density adjusting filler according to the invention preferably is a filler which has a specific gravity which is at least 0.05 and more preferably at least 0.1 higher or lower than the specific gravity of the layer composition. Particularly preferred density adjusting fillers have specific gravities which are higher than the specific gravity of the resin composition by 0.2 or more, even more preferably by 2.0 or more.

A flex modulus adjusting filler according to the invention is a filler which, when used in an amount of e.g. 1-100 parts by weight based upon 100 parts by weight of resin composition, will raise or lower the flex modulus (ASTM D-790) of the resin composition by at least 1% and preferably at least 5% as compared to the flex modulus of the resin composition without the inclusion of the flex modulus adjusting filler.

A mold release adjusting filler is a filler which allows for the easier removal of a part from a mold, and eliminates or reduces the need for external release agents which otherwise could be applied to the mold. A mold release adjusting filler typically is used in an amount of up to about 2 wt % based upon the total weight of the layer.

A melt flow index adjusting filler is a filler which increases or decreases the melt flow, or ease of processing of the composition.

The layers may contain coupling agents that increase adhesion of materials within a particular layer e.g. to couple a filler to a resin composition, or between adjacent layers. Non-limiting examples of coupling agents include titanates, zirconates and silanes. Coupling agents typically are used in amounts of 0.1-2 wt % based upon the total weight of the composition in which the coupling agent is included.

A density adjusting filler is used to control the moment of inertia, and thus the initial spin rate of the ball and spin decay. The addition in one or more layers, and particularly in the outer cover layer of a filler with a lower specific gravity than the resin composition results in a decrease in moment of inertia and a higher initial spin rate than would result if no filler were used. The addition in one or more of the cover layers, and particularly in the outer cover layer of a filler with a higher specific gravity than the resin composition, results in an increase in moment of inertia and a lower initial spin rate. High specific gravity fillers are preferred as less volume is used to achieve the desired inner cover total weight. Nonreinforcing fillers are also preferred as they have minimal effect on COR. Preferably, the filler does not chemically react with the resin composition to a substantial

52

degree, although some reaction may occur when, for example, zinc oxide is used in a shell layer which contains some ionomer.

The density-increasing fillers for use in the invention preferably have a specific gravity in the range of 1.0-20. The density-reducing fillers for use in the invention preferably have a specific gravity of 0.06-1.4, and more preferably 0.06-0.90. The flex modulus increasing fillers have a reinforcing or stiffening effect due to their morphology, their interaction with the resin, or their inherent physical properties. The flex modulus reducing fillers have an opposite effect due to their relatively flexible properties compared to the matrix resin. The melt flow index increasing fillers have a flow enhancing effect due to their relatively high melt flow versus the matrix. The melt flow index decreasing fillers have an opposite effect due to their relatively low melt flow index versus the matrix.

Fillers which may be employed in layers other than the outer cover layer may be or are typically in a finely divided form, for example, in a size generally less than about 20 mesh, preferably less than about 100 mesh U.S. standard size, except for fibers and flock, which are generally elongated. Flock and fiber sizes should be small enough to facilitate processing. Filler particle size will depend upon desired effect, cost, ease of addition, and dusting considerations. The filler preferably is selected from the group consisting of precipitated hydrated silica, clay, talc, asbestos, glass fibers, aramid fibers, mica, calcium metasilicate, barium sulfate, zinc sulfide, lithopone, silicates, silicon carbide, diatomaceous earth, polyvinyl chloride, carbonates, metals, metal alloys, tungsten carbide, metal oxides, metal stearates, particulate carbonaceous materials, micro balloons, and combinations thereof. Non-limiting examples of suitable fillers, their densities, and their preferred uses are as follows:

TABLE 31

Filler Type	Spec. Grav.	Comments
Precipitated hydrated silica	2.0	1,2
Clay	2.62	1,2
Talc	2.85	1,2
Asbestos	2.5	1,2
Glass fibers	2.55	1,2
Aramid fibers (KEVLAR ®)	1.44	1,2
Mica	2.8	1,2
Calcium metasilicate	2.9	1,2
Barium sulfate	4.6	1,2
Zinc sulfide	4.1	1,2
Lithopone	4.2-4.3	1,2
Silicates	2.1	1,2
Silicon carbide platelets	3.18	1,2
Silicon carbide whiskers	3.2	1,2
Tungsten carbide	15.6	1
Diatomaceous earth	2.3	1,2
Polyvinyl chloride	1.41	1,2
Carbonates		
Calcium carbonate	2.71	1,2
Magnesium carbonate	2.20	1,2
Metals and Alloys (powders)		
Titanium	4.51	1
Tungsten	19.35	1
Aluminum	2.70	1
Bismuth	9.78	1
Nickel	8.90	1
Molybdenum	10.2	1
Iron	7.86	1
Steel	7.8-7.9	1
Lead	11.4	1,2
Copper	8.94	1
Brass	8.2-8.4	1

US 7,160,207 B2

53

TABLE 31-continued

Filler Type	Spec. Grav.	Comments
Boron	2.34	1
Boron carbide whiskers	2.52	1,2
Bronze	8.70-8.74	1
Cobalt	8.92	1
Beryllium	1.84	1
Zinc	7.14	1
Tin	7.31	1
<u>Metal Oxides</u>		
Zinc oxide	5.57	1,2
Iron oxide	5.1	1,2
Aluminum oxide	4.0	
Titanium oxide	3.9-4.1	1,2
Magnesium oxide	3.3-3.5	1,2
Zirconium oxide	5.73	1,2
<u>Metal Stearates</u>		
Zinc stearate	1.09	3,4
Calcium stearate	1.03	3,4
Barium stearate	1.23	3,4
Lithium stearate	1.01	3,4
Magnesium stearate	1.03	3,4
<u>Particulate carbonaceous materials</u>		
Graphite	1.5-1.8	1,2
Carbon black	1.8	1,2
Natural bitumen	1.2-1.4	1,2
Cotton flock	1.3-1.4	1,2
Cellulose flock	1.15-1.5	1,2
Leather fiber	1.2-1.4	1,2
Micro balloons		
Glass	0.15-1.1	1,2
Ceramic	0.2-0.7	1,2
Fly ash	0.6-0.8	1,2
<u>Coupling Agents Adhesion Promoters</u>		
Titanates	0.95-1.17	35
Zirconates	0.92-1.11	
Silane	0.95-1.2	

COMMENTS:

- 1 Particularly useful for adjusting density of the cover layer.
- 2 Particularly useful for adjusting flex modulus of the cover layer.
- 3 Particularly useful for adjusting mold release of the cover layer.
- 4 Particularly useful for increasing melt flow index of the cover layer.

All fillers except for metal stearates would be expected to reduce the melt flow index of the cover layer.

The amount of filler employed is primarily a function of weight requirements and distribution.

The invention has been described with reference to the preferred embodiment. Obviously, modifications and alterations will occur to others upon reading and understanding the proceeding detailed description. It is intended that the invention be construed as including all such modifications and alterations insofar as they come within the scope of the appended claims or the equivalents thereof.

What is claimed is:

1. A golf ball comprising:

a solid core composed of a polybutadiene mixture, the solid core having a coefficient of restitution of 0.770 or more, a diameter of 1.2 inches to 1.6 inches; and a PGA compression of 70 or less;

an inner cover layer molded on the solid core, the inner cover layer having a Shore D hardness of at least 60 as measured on the curved outer surface thereof, and including at least one material selected from the group consisting of polyphenylene ether/ionomer blends, ionomers, polyamides, polyurethanes, polyester elastomers, polyester amides, metallocene catalyzed polyolefins, and blends thereof, the solid core and inner

54

cover layer forming an inner ball having a coefficient of restitution of 0.790 or more, a diameter of 1.48 inches to 1.66 inches, and a PGA compression of 90 or less; and

an outer cover layer molded about the inner cover layer, the outer cover layer having a Shore D hardness of no more than 55 as measured on the curved surface thereof, the outer cover layer composed of a thermoplastic polyester polyurethane;

wherein the golf ball having a spin factor of at least about 5, a PGA compression of 100 or less and a coefficient of restitution of at least 0.770.

2. A golf ball comprising:

an inner ball, the inner ball comprising a core and an inner cover layer disposed about the core, the core composed of a polybutadiene mixture, the core having a coefficient of restitution of 0.770 or more, a diameter of 1.2 inches to 1.6 inches, and a PGA compression of 70 or less, the inner cover layer composed of a polyurethane material, the inner ball having a coefficient of restitution of at least 0.780; and

an outer cover layer disposed about the inner ball, the outer cover layer having a Shore D hardness of no more than 55 as measured on the curved surface thereof, the outer cover layer composed of a metallocene catalyzed polyolefin material;

wherein the golf ball exhibits a coefficient of restitution of at least 0.770 and a PGA compression of 100 or less.

3. A golf ball comprising:

a core composed of a polybutadiene mixture, the solid core having a coefficient of restitution of 0.770 or more, a diameter of 1.2 inches to 1.6 inches, and a PGA compression of 70 or less;

an inner cover layer disposed on the core, the inner cover layer having a Shore D hardness of at least 60 as measured on the curved outer surface thereof, and comprising at least one material selected from the group consisting of polyphenylene ether/ionomer blends, polyamides, polyester elastomers, polyester amides, metallocene catalyzed polyolefins, and blends thereof, the core and inner cover layer forming an inner ball having a coefficient of restitution of 0.790 or more, a diameter of 1.48 inches to 1.66 inches, and a PGA compression of 90 or less; and

an outer cover layer disposed about the inner cover layer, the outer cover layer having a Shore D hardness of no more than 55 as measured on the curved surface thereof and comprising a material selected from the group consisting of polyphenylene ether/ionomer blends, polyamides, polyester elastomers, polyester amides, metallocene catalyzed polyolefins, and blends thereof; wherein the golf ball exhibits a PGA compression of 100 or less and a coefficient of restitution of at least 0.770.

4. A golf ball comprising:

a solid core formed from materials comprising at least one polybutadiene, a zinc oxide and a zinc diacrylate, the solid core having a coefficient of restitution of 0.770 or more, a mass ranging from 30 grams to 40 grams, and having a diameter of 1.2 inches to 1.6 inches;

an inner cover layer molded on the solid core, the inner cover layer having a thickness ranging from 0.03 inch to 0.07 inch, the inner cover layer having a Shore D hardness of at least 60 as measured on the curved outer surface thereof, and comprising a blend of ionomers, the blend of ionomers having at least one ionomer with an acid content by weight of 17% to 25%, and 10% to 100% neutralization of the acids by metal ions selected

US 7,160,207 B2

55

from the group consisting of zinc, sodium and magnesium, the solid core and inner cover layer forming an inner ball having a coefficient of restitution of 0.790 or more, and a diameter of 1.48 inches to 1.66 inches; and an outer cover layer molded about the inner ball, the outer cover layer comprising a polyurethane material, the outer cover layer having a thickness ranging from 0.03 inch to 0.06 inch;

wherein the golf ball has a coefficient of restitution of at least 0.770 and a diameter of 1.680 inches or more.

5. A golf ball comprising:

a solid core composed of a polybutadiene mixture, the solid core having a coefficient of restitution of 0.770 or more, a diameter of 1.2 inches to 1.6 inches, and a PGA compression of 70 or less;

an inner cover layer molded on the solid core, the inner cover layer having a thickness ranging from 0.03 inch to 0.07 inch, the inner cover layer having a Shore D hardness of at least 60 as measured on the curved outer

56

surface thereof, and comprising a blend of ionomers, the blend of ionomers having at least one ionomer with an acid content by weight of 17% to 25%, and 10% to 100% neutralization of the acids by metal ions selected from the group consisting of zinc, sodium and magnesium, the solid core and inner cover layer forming an inner ball having a coefficient of restitution of 0.790 or more, a diameter of 1.48 inches to 1.66 inches; and an outer cover layer molded about the inner ball, the outer cover layer having a thickness ranging from 0.03 inch to 0.06 inch, the outer cover layer composed of a polyurethane material;

wherein the golf ball having a diameter of 1.680 inches or more, a PGA compression of 100 or less and a coefficient of restitution of at least 0.770.

6. The golf ball according to claim 5 wherein the inner cover layer further comprises a metal fatty acid salt.

* * * * *