

1 Michael D. Rounds (Nevada Bar No. 4734)
Ryan Johnson (Nevada Bar No. 9070)
2 WATSON ROUNDS
777 North Rainbow Blvd., Suite 350
3 Las Vegas, NV 89107
Telephone: (702) 636-4902
4 mrounds@watsonrounds.com
rjohnson@watsonrounds.com
5

6 Steve W. Berman (to be admitted *pro hac vice*)
Andrew M. Volk (to be admitted *pro hac vice*)
7 Hagens Berman Sobol Shapiro LLP
1918 Eighth Avenue, Suite 3300
8 Seattle, WA 98101
Telephone: (206) 268-9320

9 Nicholas S. Boebel (to be admitted *pro hac vice*)
10 Hagens Berman Sobol Shapiro LLP
5001 Chowen Ave. S., Suite 2000
11 Minneapolis, MN 55410
Telephone: (612) 435-8644

12 Attorneys for Plaintiff Integrated Technological Systems, Inc.
13

14 **UNITED STATES DISTRICT COURT**
15 **DISTRICT OF NEVADA**

16 INTEGRATED TECHNOLOGICAL
17 SYSTEMS, INC.,

18 Plaintiff,

19 v.

20 NETSPEND CORPORATION,

21 Defendant.

Civil Action No. 2:11-cv-01625-GMN-GWF

FIRST AMENDED COMPLAINT

JURY TRIAL DEMANDED

22
23 Plaintiff Integrated Technological Systems, Inc. (“ITS”) for its First Amended Complaint
24 against Defendant NetSpend Corporation (“NetSpend”) hereby states and alleges as follows:

25 ///

26 ///

1 **JURISDICTION AND VENUE**

2 1. This is a civil action for patent infringement arising under the Acts of Congress
3 relating to patents, including Title 35 United States Code § 1 *et seq.*

4 2. This Court has jurisdiction over the subject matter of this action pursuant to at
5 least Title 28 United States Code §§ 1331 and 1338(a).

6 3. Upon information and belief, Defendant NetSpend has transacted business in this
7 Judicial District and has committed and/or induced acts of Patent Infringement in this District.
8 Venue with respect to Defendant NetSpend is proper within this district pursuant to Title 28
9 United States Code §§ 1391(b) and (c) and 1400(b).

10 4. Upon information and belief, personal jurisdiction over Defendant NetSpend
11 comports with the United States Constitution and N.R.S. § 14.065 because the Defendant has
12 systematic and continuous contacts with the State of Nevada, has purposefully availed itself of
13 the privileges of conducting business in the State of Nevada, regularly conducts and solicits
14 business within the State of Nevada, and ITS's causes of action arise from Defendant's business
15 contacts and other activities in the State of Nevada.

16 5. Upon information and belief, Defendant NetSpend is subject to this Court's
17 specific and general jurisdiction pursuant to due process and/or N.R.S. §14.065 at least as to its
18 substantial business in this forum, including at least a portion of the infringements alleged herein,
19 and regularly doing or soliciting business, engaging in other persistent courses of conduct, and/or
20 deriving substantial revenue from products and services provided to individuals in Nevada.

21 **THE PARTIES**

22 6. Plaintiff ITS is a corporation organized and existing under the laws of the state of
23 Nevada with its primary place of business located at 9413 Greenham Circle, Las Vegas, NV,
24 89117.

25 7. Upon information and belief, Defendant NetSpend is a corporation organized and
26 existing under the laws of the state of Delaware with its principal place of business located at

1 701 Brazos Street, Suite 1200, Austin, TX 78701-2582. NetSpend Corporation may be served
2 through its registered agent The Corporation Trust Company of Nevada at 311 South Division
3 Street, Carson City, NV 89703.

4 **BACKGROUND OF THE PATENTED TECHNOLOGY**

5 8. Plaintiff ITS is the owner of U.S. Patent No. 7,912,786 (“‘786 patent”) entitled
6 “Integrated Technology Money Transfer System.” The United States Patent and Trademark
7 Office duly and legally issued the ‘786 patent on March 22, 2011. The ‘786 patent is assigned to
8 ITS. A copy of the ‘786 patent is attached hereto as Exhibit A.

9 9. Plaintiff ITS is the owner of U.S. Patent No. 8,131,643 (“‘643 patent”) entitled
10 “Integrated Technology Money Transfer System.” The United States Patent and Trademark
11 Office duly and legally issued the ‘643 patent on March 6, 2012. The ‘643 patent is assigned to
12 ITS. A copy of the ‘643 patent is attached hereto as Exhibit B. (Because the ‘643 patent
13 contains a typographical error, a Certificate of Correction has been filed to correct the error. A
14 copy of the Certificate of Correction is attached hereto as Exhibit C.)

15 9. Plaintiff ITS has the exclusive right to make, use, sell and offer to sell the
16 inventions of the ‘786 and ‘643 patents, and has the right to sue and to recover damages for past,
17 present, and future infringement of the claims of the ‘786 and ‘643 patents.

18 10. The ‘786 and ‘643 patents relate generally to a method and system for transfers to
19 and between debit card and other accounts.

20 **BACKGROUND OF NETSPEND’S INFRINGEMENT OF**

21 **THE ‘786 AND ‘643 PATENTS**

22 11. Upon information and belief, Defendant NetSpend sells, offers for sale,
23 distributes, and services General Purpose Renewable (GPR) prepaid debit cards. The NetSpend
24 Reload Pack debit account has been and continues to be used to transfer funds to NetSpend
25 branded prepaid debit cards and, on information and belief, NetSpend co-branded GPR prepaid
26 debit cards. The NetSpend GPR prepaid debit cards have had, and continue to have, funds

1 transferred to them from NetSpend Reload Pack debit accounts and from other NetSpend GPR
2 prepaid debit card accounts.

3 12. Defendant NetSpend operates an operational and technology system that effects
4 the transfer of funds among NetSpend GPR prepaid debit card accounts and, on information and
5 belief, NetSpend co-branded cards, and from the NetSpend Reload Pack debit accounts to
6 NetSpend GPR prepaid debit card accounts. The NetSpend system practices the system and
7 method claims of the '786 and '643 patents and represents an infringement either literally or
8 under the doctrine of equivalents. NetSpend has been, and is now, infringing the '786 and '643
9 patents in the State of Nevada, in this Judicial District and elsewhere in the United States and is
10 liable to Plaintiff ITS for infringement of the '786 and '643 patents.

11 **COUNT I: INFRINGEMENT OF U.S. PATENT NO. 7,912,786**

12 13. The allegations in all the paragraphs above are incorporated by reference into
13 Plaintiff's Count I as if fully set forth herein.

14 14. Upon information and belief, Defendant NetSpend is infringing and/or has
15 infringed one or more claims of the '786 patent-in-suit as a result of, among other activities, the
16 making, using, selling, offering for sale, and providing products and/or services that utilize the
17 system and method of the '786 patent to transfer funds from the NetSpend Reload Pack to
18 NetSpend GPR cards and to transfer funds between NetSpend GPR cards in violation of 35
19 U.S.C. § 271.

20 15. Upon information and belief, Defendant NetSpend infringes, continues to
21 infringe, and/or has infringed one or more claims of the '786 patent-in-suit either literally or
22 under the doctrine of equivalents in violation of 35 U.S.C. § 271.

23 16. Defendant NetSpend's infringement of one or more claims of the '786 patent-in-
24 suit has injured Plaintiff ITS and will continue to do so unless enjoined by this Court.

1 **COUNT II: INFRINGEMENT OF U.S. PATENT NO. 8,131,643**

2 17. The allegations in all the paragraphs above are incorporated by reference into
3 Plaintiff's Count I as if fully set forth herein.

4 18. Upon information and belief, Defendant NetSpend is infringing and/or has
5 infringed one or more claims of the '643 patent-in-suit as a result of, among other activities, the
6 making, using, selling, offering for sale, and providing products and/or services that utilize the
7 system and method of the '643 patent to transfer funds from the NetSpend Reload Pack to
8 NetSpend GPR cards and to transfer funds between NetSpend GPR cards in violation of 35
9 U.S.C. § 271.

10 19. Upon information and belief, Defendant NetSpend infringes, continues to
11 infringe, and/or has infringed one or more claims of the '643 patent-in-suit either literally or
12 under the doctrine of equivalents in violation of 35 U.S.C. § 271.

13 20. Defendant NetSpend's infringement of one or more claims of the '643 patent-in-
14 suit has injured Plaintiff ITS and will continue to do so unless enjoined by this Court.

15 **PRAYER FOR RELIEF**

16 WHEREFORE, Plaintiff ITS prays for relief as follows:

17 A. For judgment in favor of Plaintiff that, either literally or under the doctrine of
18 equivalents, the Defendant, directly, jointly, and/or indirectly by way of inducing and/or
19 contributing to infringement, has infringed one or more claims of the '786 and '643 patents;

20 B. For a permanent injunction prohibiting the Defendant NetSpend and its respective
21 agents, servants, officers, directors, employees and all persons acting in concert with it, directly
22 or indirectly, from infringing claims of the '786 and '643 patents, or from contributing to or
23 inducing others to infringe the claims of the '786 and '643 patents;

24 C. For an award of damages, requiring Defendant NetSpend to pay Plaintiff its
25 damages adequate to compensate it for the infringement of the '786 and '643 patents together
26

1 with costs, expenses and prejudgment and post-judgment interest, for Defendant's infringement
2 of the '786 and '643 patents as provided under 35 U.S.C. § 284;

3 D. For a post-judgment equitable accounting of damages to be ordered for the period
4 of infringement of the '786 and '643 patents following the period of damages established by
5 Plaintiff ITS at trial;

6 E. For a judgment and Order granting Plaintiff its reasonable attorneys' fees under
7 35 U.S.C. § 285 to the extent that this Court finds this case exceptional; and

8 F. For such other and further relief to which Plaintiff may show itself to be entitled
9 and which this Court deems just and equitable.

10 **JURY DEMAND**

11 Pursuant to Federal Rule of Civil Procedure 38, Plaintiff ITS demands a trial by jury on
12 all triable issues.

13 Dated: March 12, 2012
14

15 Michael D. Rounds (Nevada Bar No. 4734)
16 Ryan Johnson (Nevada Bar No. 9070)
17 WATSON ROUNDS
18 777 North Rainbow Blvd., Suite 350
19 Las Vegas, NV 89107
Telephone: (702) 636-4902
mrounds@watsonrounds.com
rjohnson@watsonrounds.com

20 Of Counsel:

21 /s/ Steve W. Berman
22 Steve W. Berman (*pro hac vice*)
23 Andrew M. Volk (*pro hac vice*)
24 **Hagens Berman Sobol Shapiro LLP**
1918 Eighth Avenue, Suite 3300
Seattle, WA 98101
Telephone: (206) 268-9320
25
26

1
2
3
4
5
6
7
8
9
10
11
12
13
14
15
16
17
18
19
20
21
22
23
24
25
26

Nicholas S. Boebel (*pro hac vice*)
Hagens Berman Sobol Shapiro LLP
5001 Chowen Ave. S., Ste 2000
Minneapolis, MN 55410
Telephone: (612) 435-8644

Attorneys for Plaintiff Integrated Technological
Systems, Inc.

Exhibit A



US007912786B2

(12) **United States Patent**
Battaglini

(10) **Patent No.:** **US 7,912,786 B2**
(45) **Date of Patent:** **Mar. 22, 2011**

(54) **INTEGRATED TECHNOLOGY MONEY TRANSFER SYSTEM**

(75) Inventor: **Stephen D. Battaglini**, Las Vegas, NV (US)

(73) Assignee: **Integrated Technological Systems, Inc.**, Las Vegas, NV (US)

(*) Notice: Subject to any disclaimer, the term of this patent is extended or adjusted under 35 U.S.C. 154(b) by 0 days.

(21) Appl. No.: **12/709,158**

(22) Filed: **Feb. 19, 2010**

(65) **Prior Publication Data**

US 2010/0223182 A1 Sep. 2, 2010

Related U.S. Application Data

(60) Division of application No. 12/012,300, filed on Feb. 1, 2008, now Pat. No. 7,668,780, which is a division of application No. 10/027,035, filed on Dec. 27, 2001, now Pat. No. 7,415,442, which is a continuation-in-part of application No. 09/965,510, filed on Sep. 26, 2001, now abandoned.

(60) Provisional application No. 60/235,782, filed on Sep. 26, 2000.

(51) **Int. Cl.**
G06Q 40/00 (2006.01)

(52) **U.S. Cl.** **705/43; 705/35**

(58) **Field of Classification Search** None
See application file for complete search history.

(56) **References Cited**

U.S. PATENT DOCUMENTS

4,454,414 A 6/1984 Benton
4,750,119 A 6/1988 Cohen
4,837,422 A 6/1989 Dethloff
5,326,960 A * 7/1994 Tannenbaum 234/379

5,350,906 A * 9/1994 Brody et al. 235/379
5,426,281 A 6/1995 Abecassis
5,650,604 A 7/1997 Marcous
5,825,003 A * 10/1998 Jennings et al. 235/379
5,883,377 A 3/1999 Chapin
5,884,290 A 3/1999 Smorodinsky
5,937,396 A * 8/1999 Konya 705/43
5,953,710 A 9/1999 Fleming
5,963,647 A 10/1999 Downing
5,991,748 A 11/1999 Taskett
6,012,048 A 1/2000 Gustin
6,032,136 A 2/2000 Brake
6,039,250 A * 3/2000 Ito et al. 235/380
6,044,360 A 3/2000 Picciallo
6,061,664 A 5/2000 Pieterse
6,161,121 A 12/2000 Hardy
6,502,747 B1 * 1/2003 Stoutenburg et al. 235/379

(Continued)

Primary Examiner — Thomas Dixon

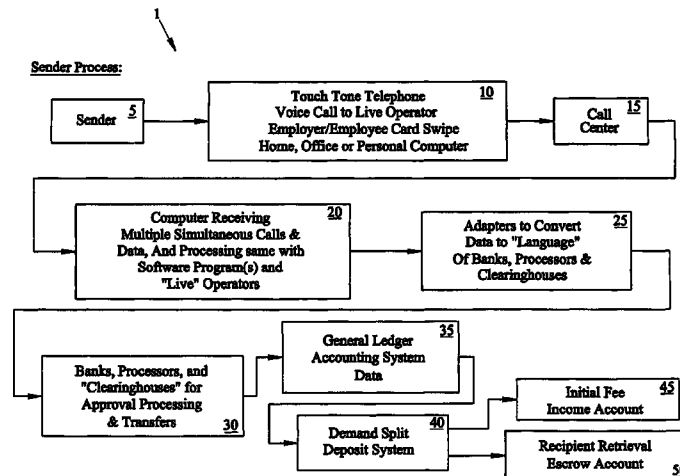
Assistant Examiner — Benjamin S Fields

(74) *Attorney, Agent, or Firm* — Brian S. Steinberger; Law Offices of Brian S. Steinberger, P.A.

(57) **ABSTRACT**

An automated business process system and method for transferring money funds with a computer machine system that receives, processes and transmits account information data to effect money transfers from human sender's debit card accounts to human recipients debit card accounts. The system being accessed by a communication medium device, wherein the computer machine system receives sending and receiving account information data and transfer authorization data from the communication medium device, and processes and transmits the data in automated modes with appropriate data transmission language through transmission and electronic mediums, so that the computer system processes and effects money transfers from human sender's available and accessible funds debit card accounts to human recipient's receiving debit card accounts without the necessity of a pre-established relationship between the sender's account and the receiving account, and in which the computer system simultaneously repeats the computer system processes and effects simultaneous money transfers.

68 Claims, 12 Drawing Sheets



US 7,912,786 B2

Page 2

U.S. PATENT DOCUMENTS

6,554,184 B1 *	4/2003	Amos	235/379	6,769,605 B1 *	8/2004	Magness	235/379
6,736,314 B2 *	5/2004	Cooper et al.	235/380	2001/0037290 A1	11/2001	Lai	
6,761,300 B2	7/2004	Balma		2005/0246541 A1	11/2005	Ginter	

* cited by examiner

Fig. 1

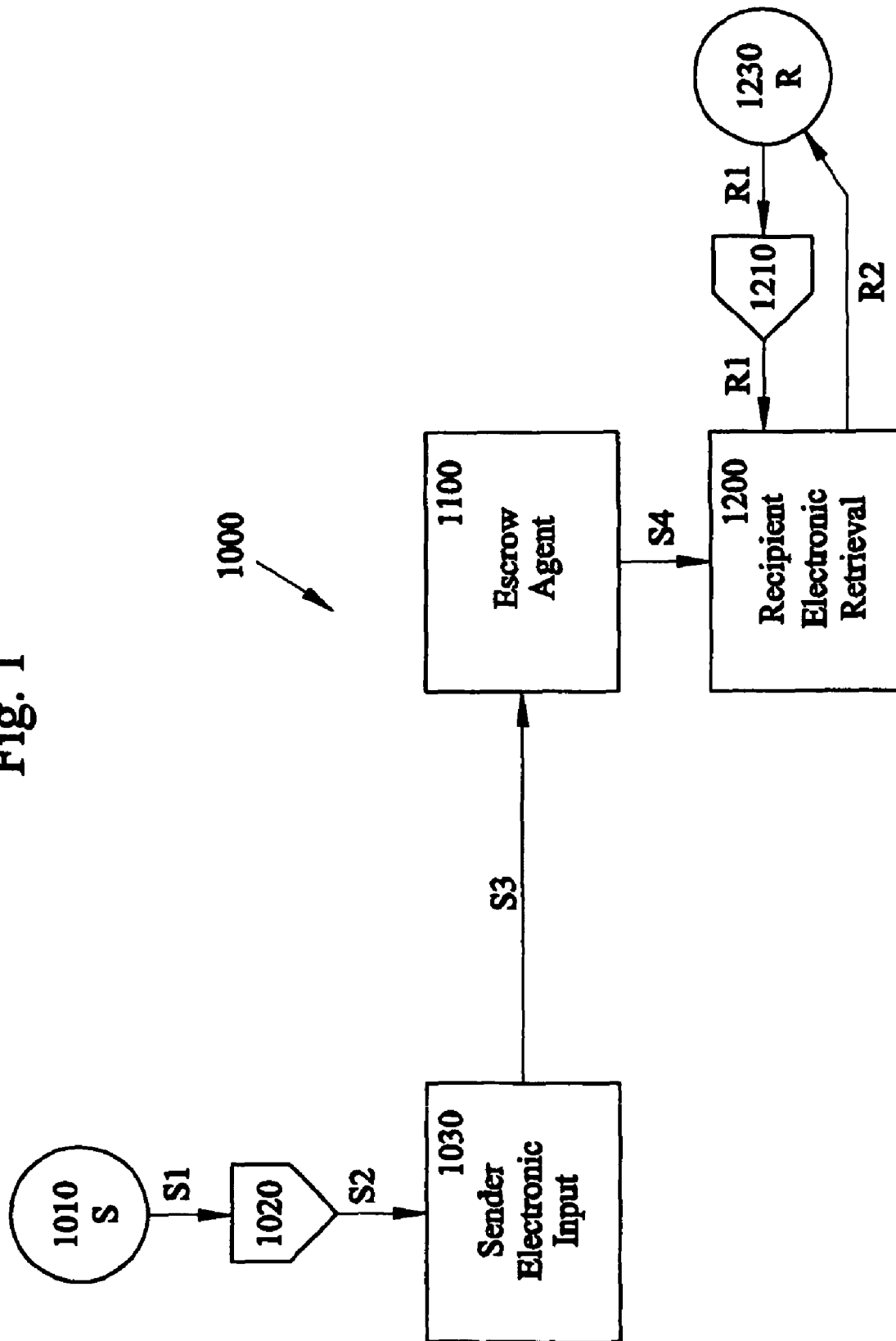


Fig. 2A

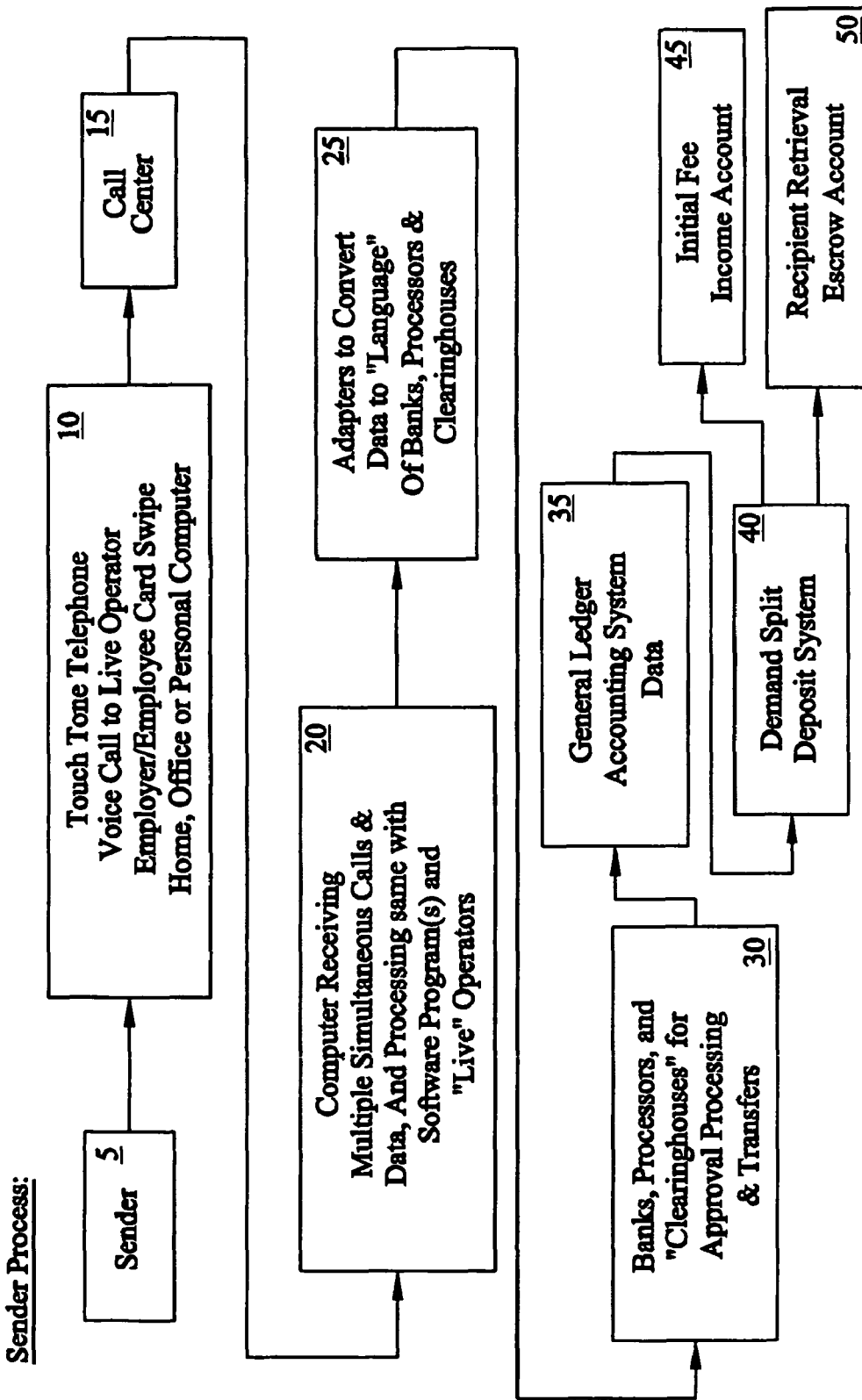


Fig. 2B

60 ↗

Recipient Process:

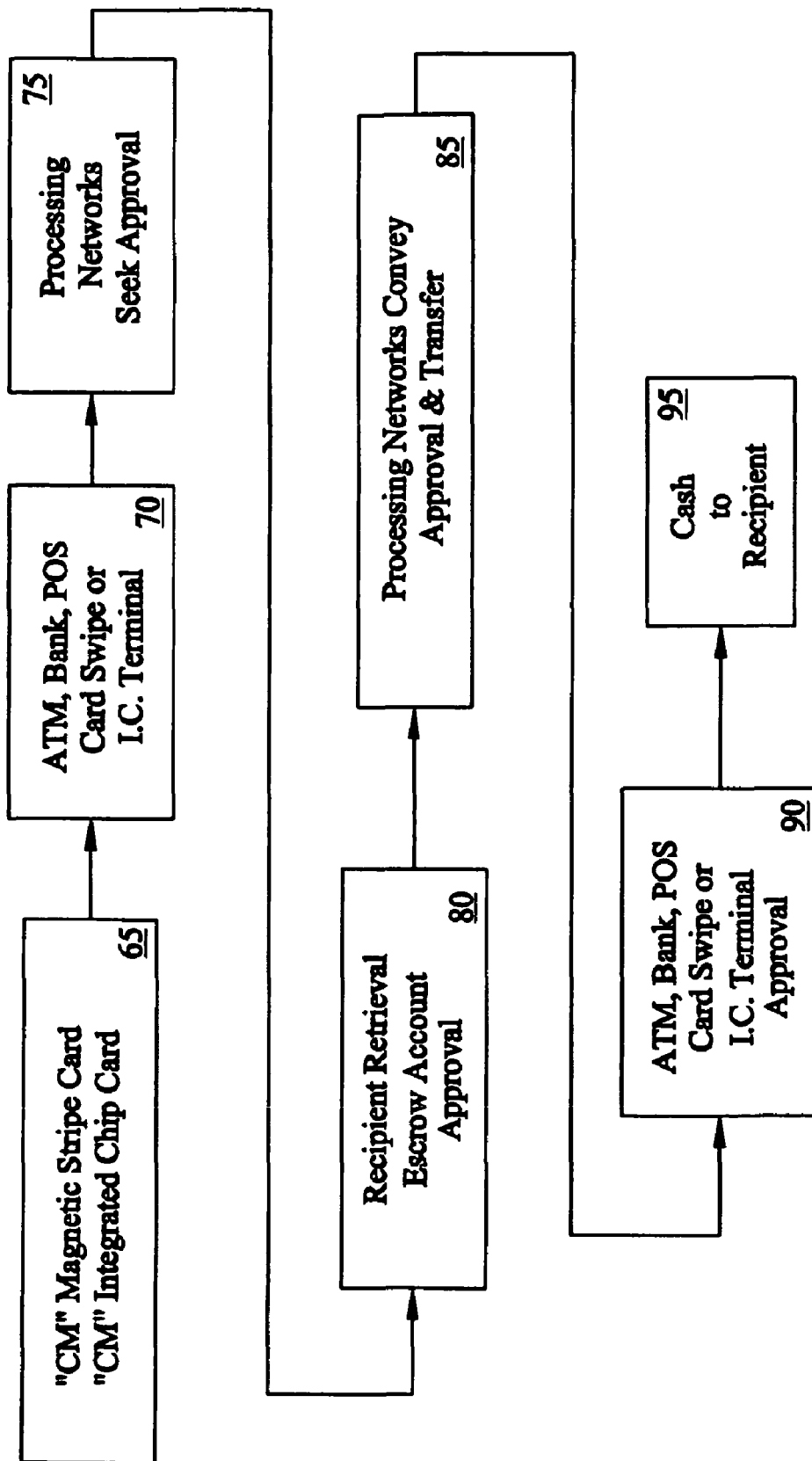


Fig. 3A

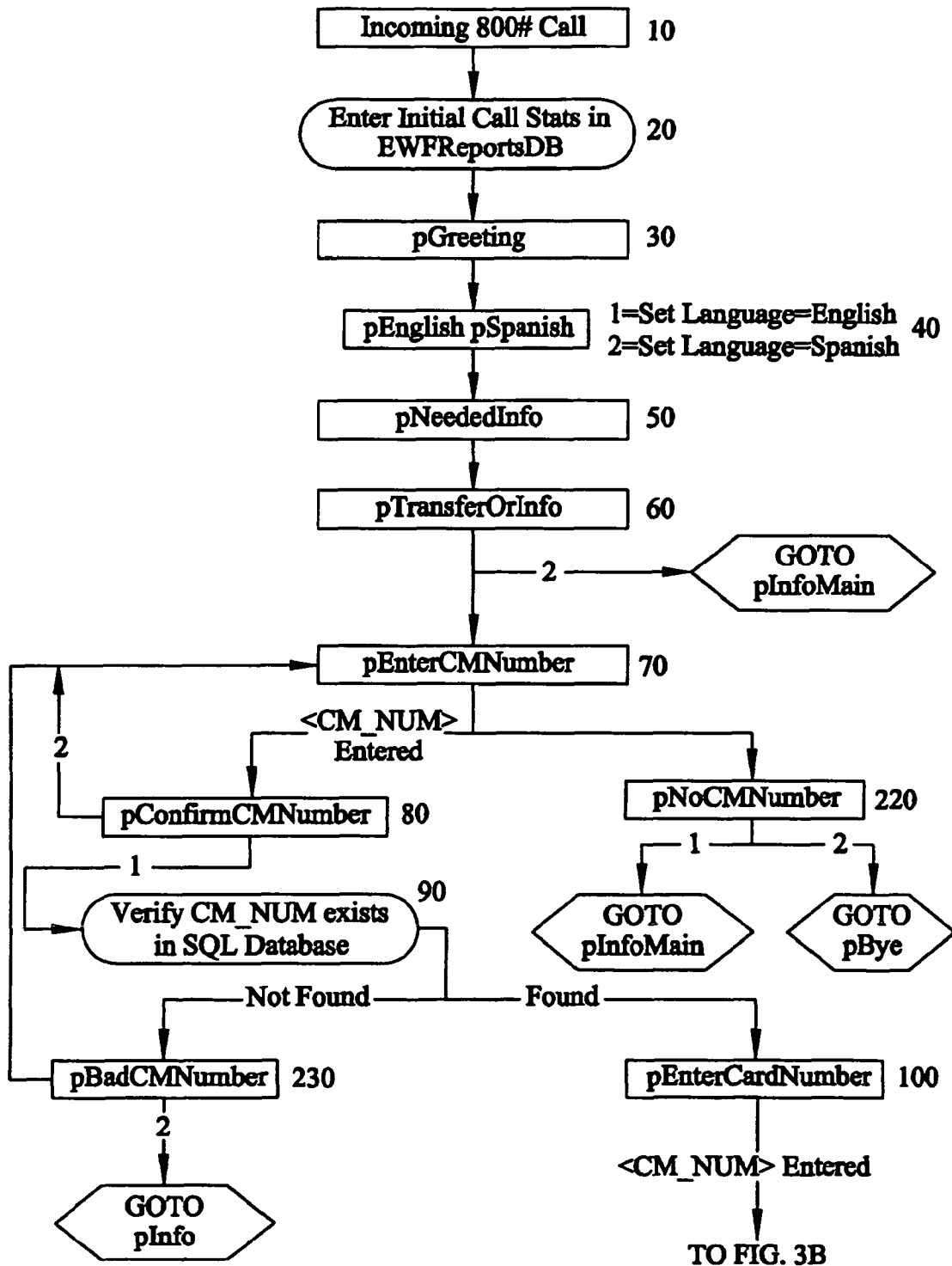
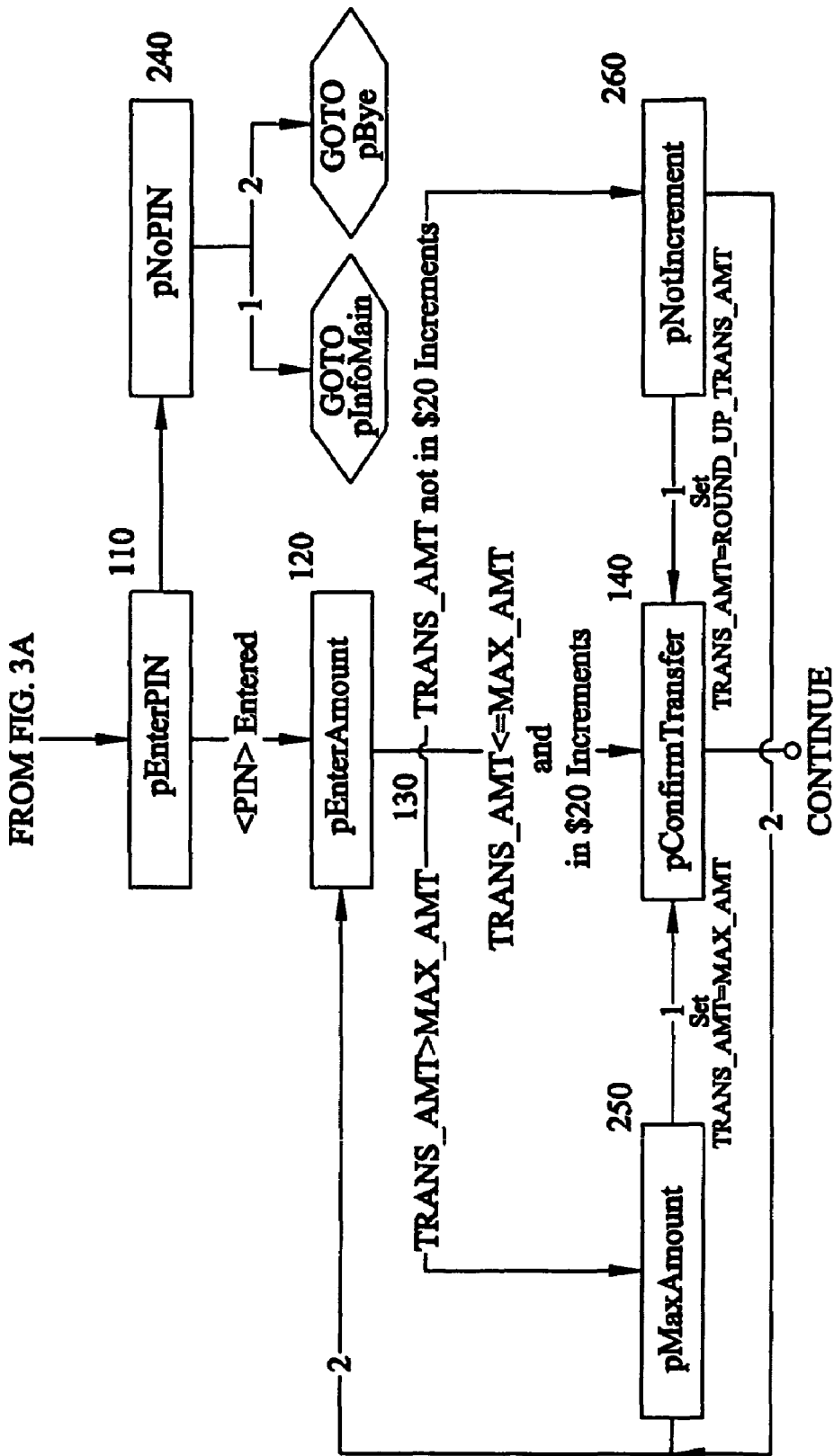


Fig. 3B



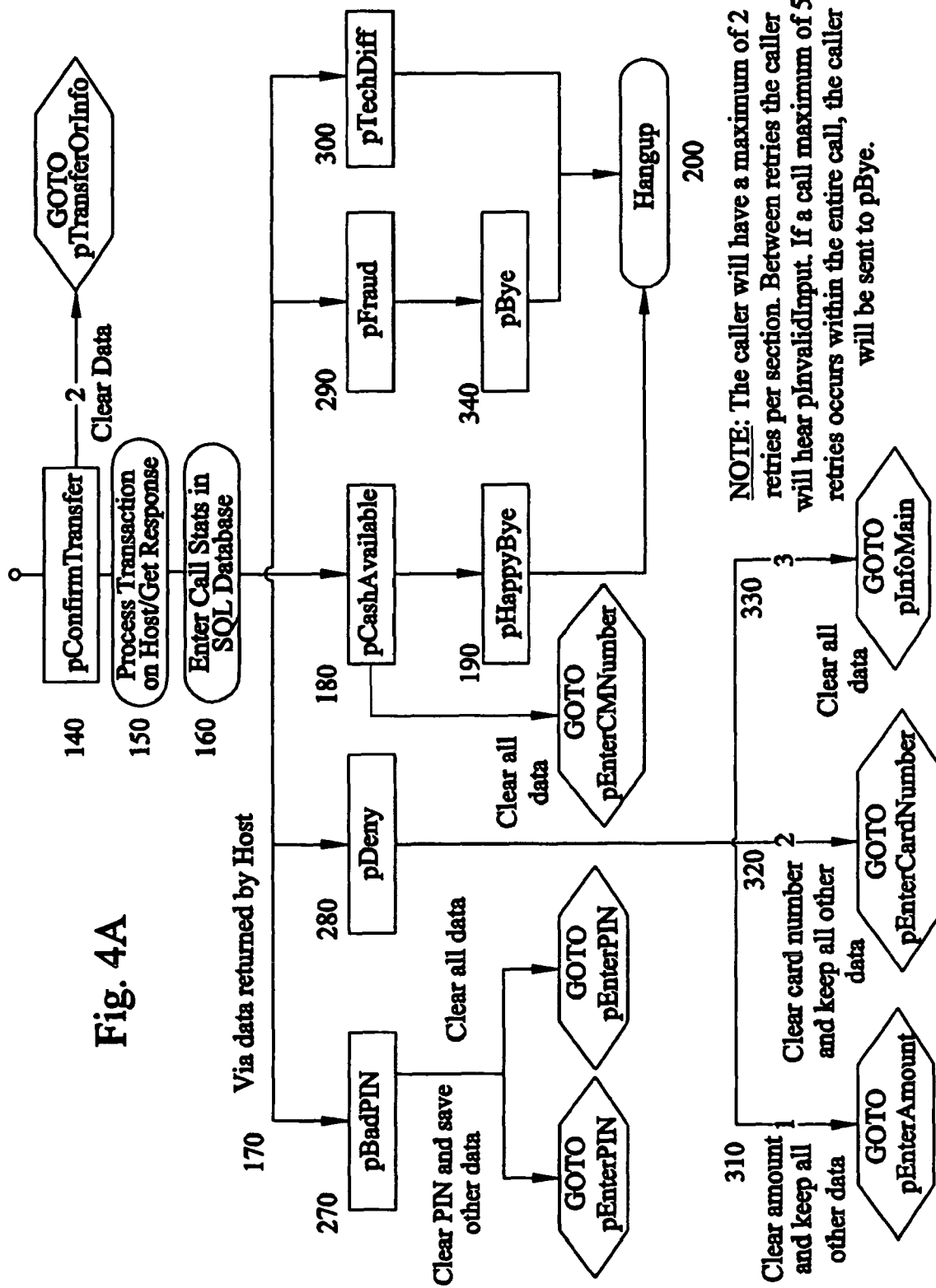
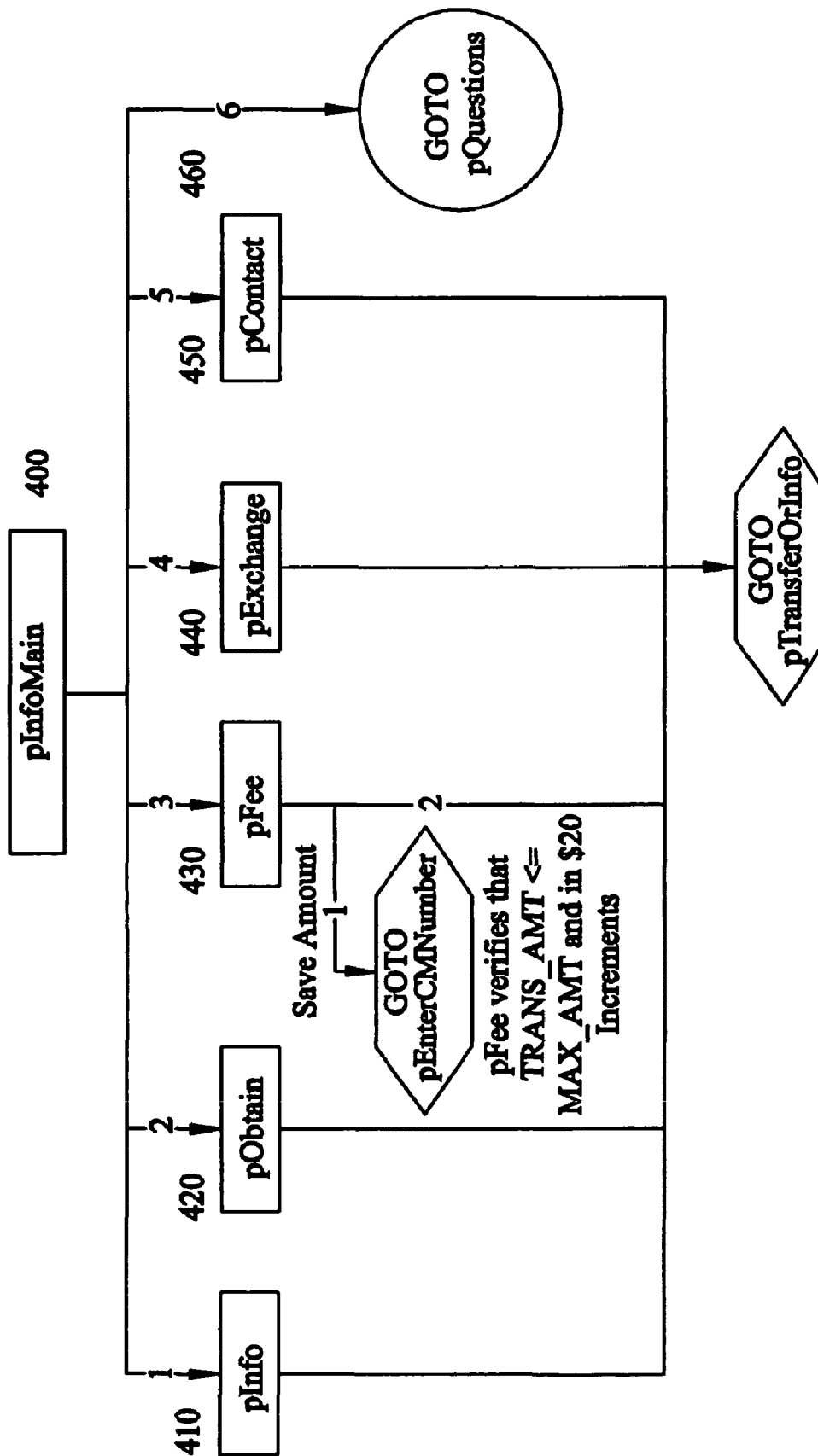


Fig. 4A

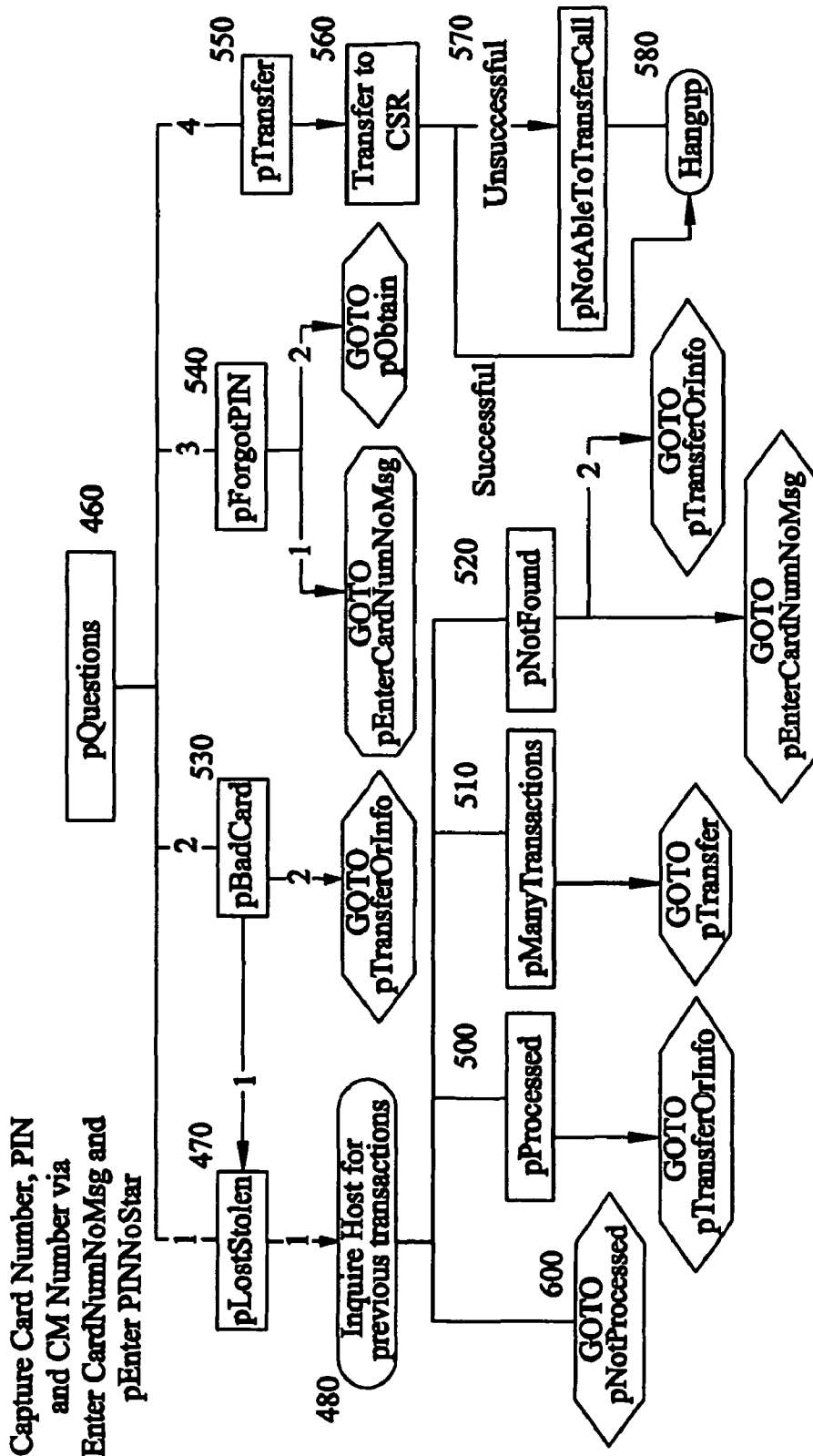
NOTE: The caller will have a maximum of 2 retries per section. Between retries the caller will hear pInvalidInput. If a call maximum of 5 retries occurs within the entire call, the caller will be sent to pBye.

Fig. 4B



NOTE: For security reasons, in order to attempt funds transfer to a different CM account or cancel a transaction, the caller needs to enter the Card previously used and PIN.

Fig. 4C



Capture Card Number, PIN and CM Number via Enter CardNumNoMsg and pEnter PINNoStar

Fig. 4D

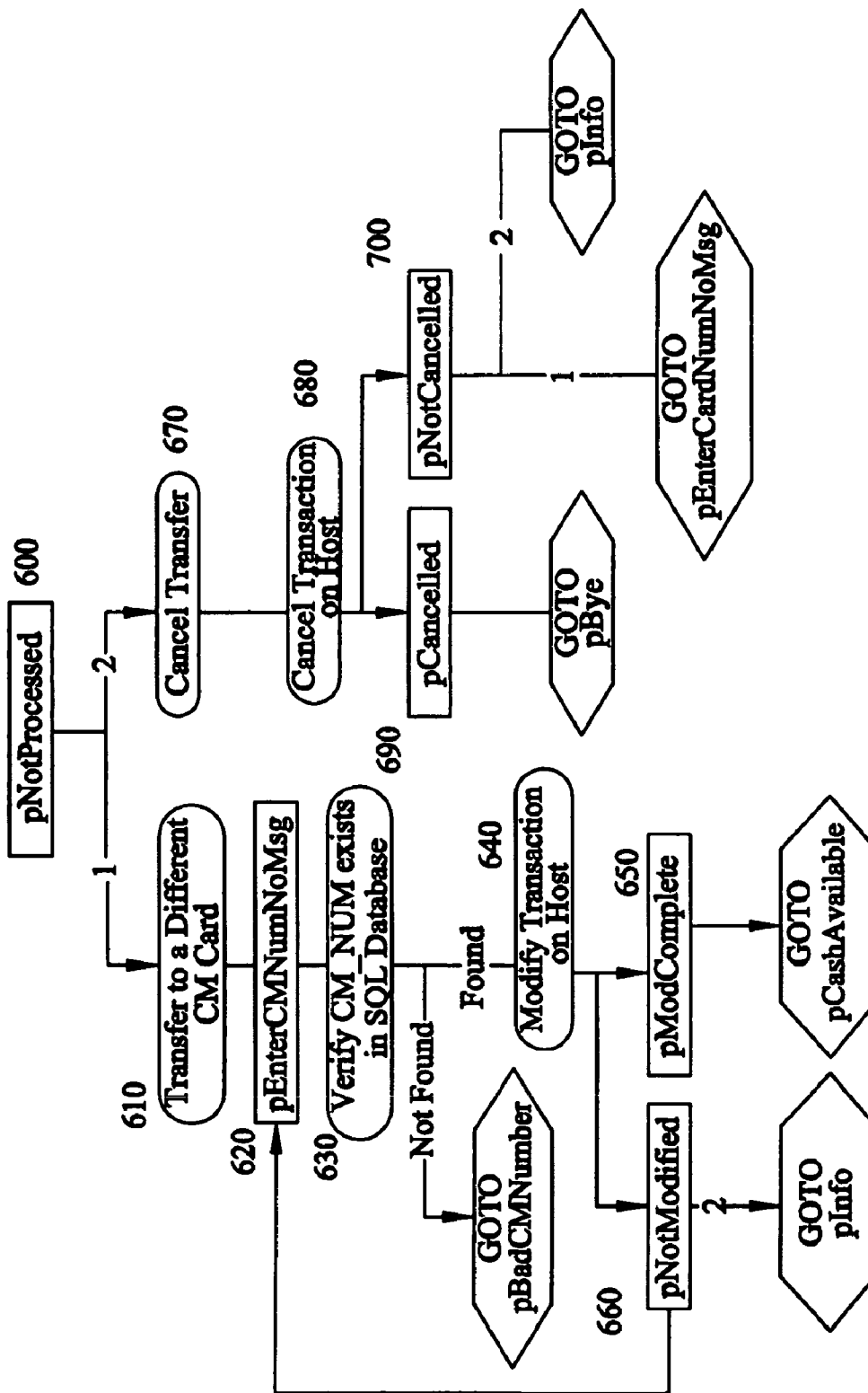


Fig. 5

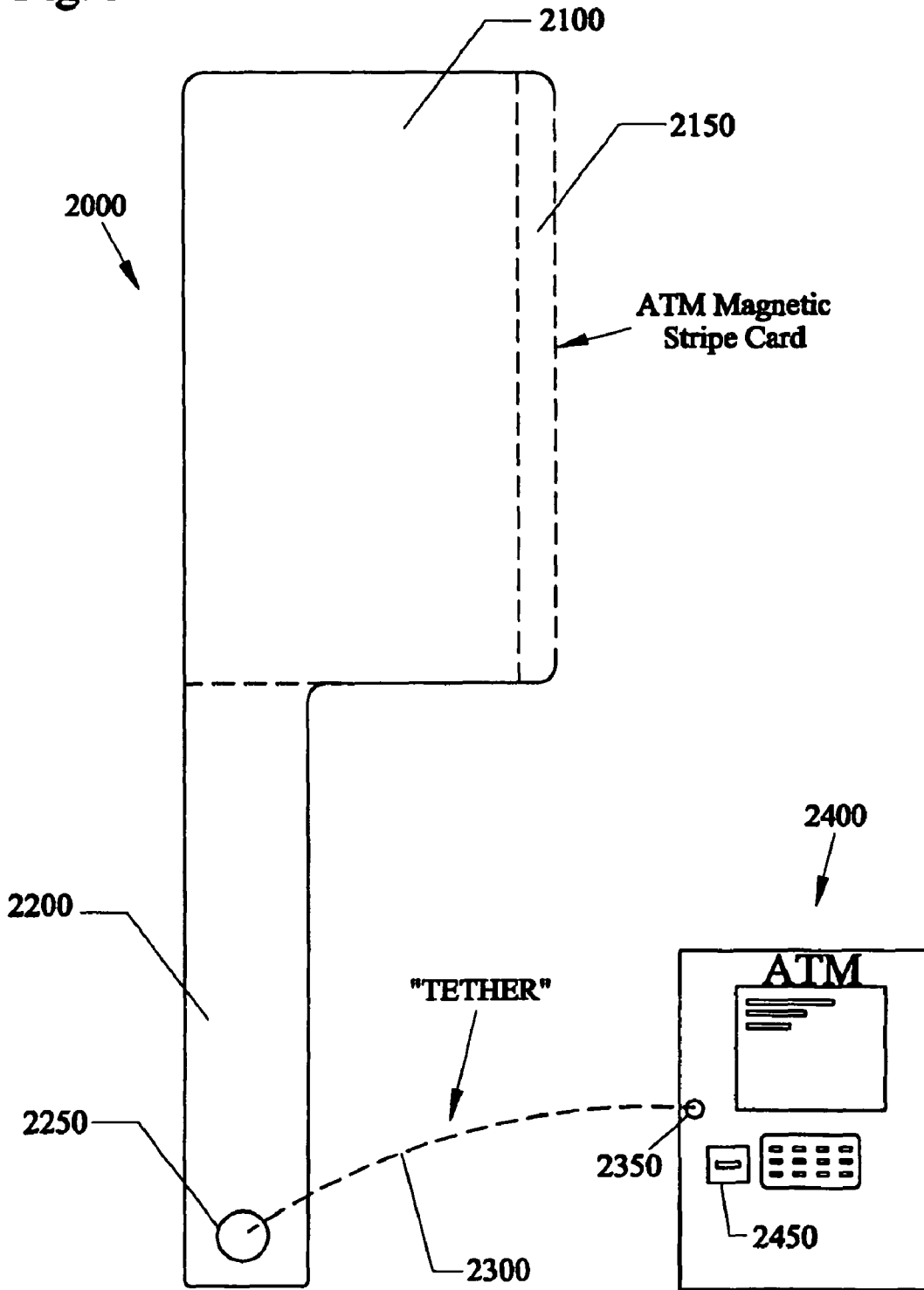
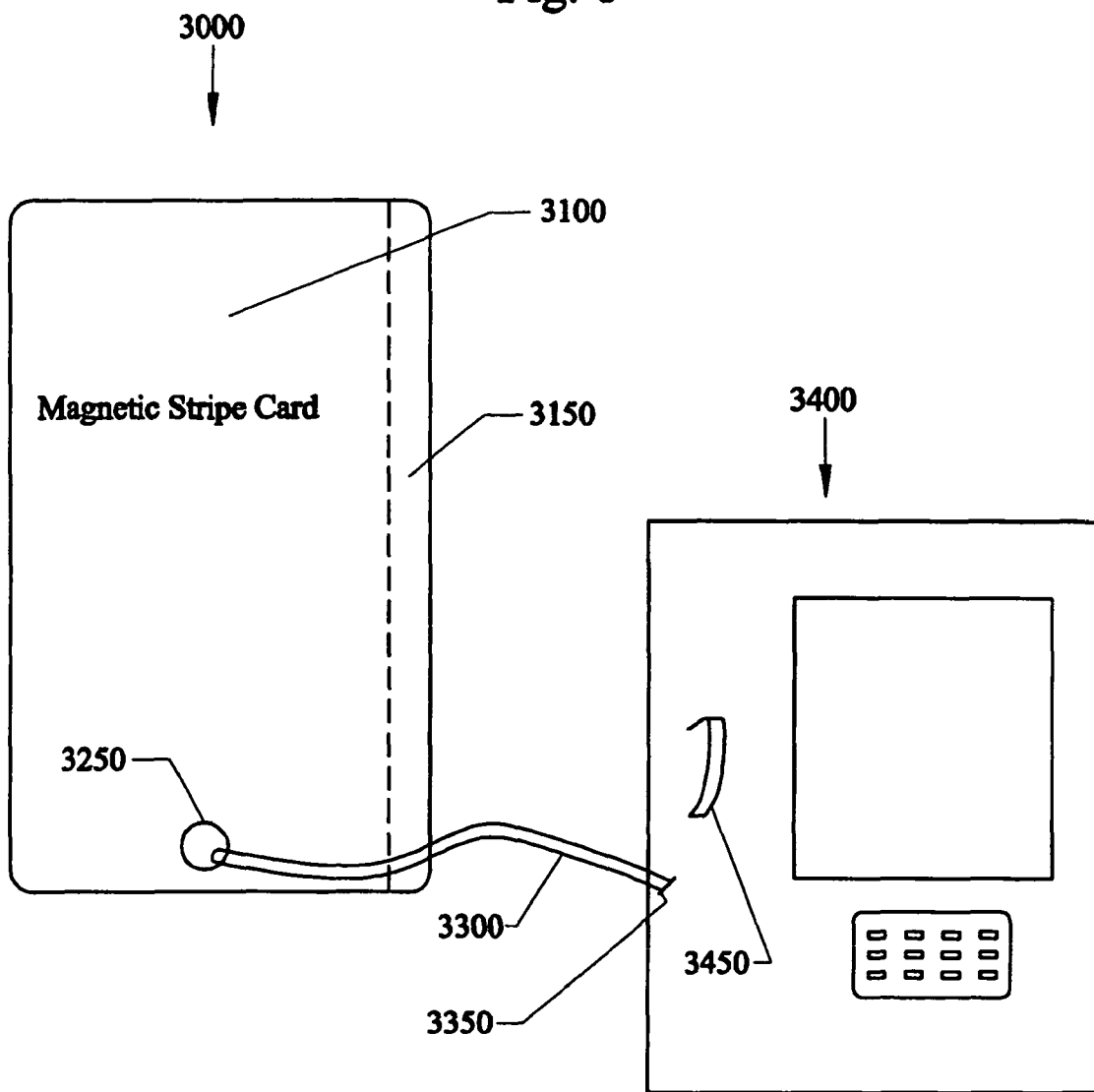




Fig. 6





US 7,912,786 B2

1

INTEGRATED TECHNOLOGY MONEY TRANSFER SYSTEM

This invention is a divisional application of Ser. No. 12/012,300 filed Feb. 1, 2008, now issued as U.S. Pat. No. 7,668,780, which is a divisional application of Ser. No. 10/027,035 filed Dec. 27, 2001, now U.S. Pat. No. 7,415,442, which is a Continuation-in-part of application Ser. No. 09/965,510 filed Sep. 26, 2001, now abandoned, which claims the benefit of priority to U.S. Provisional Application Ser. No. 60/235,782 filed Sep. 26, 2000.

FIELD OF INVENTION

This invention relates to money transfers, and in particular to a method and system for quickly and easily sending cash from one party via electronic mediums such as touch-tone phones and computer modems using one of a credit card, debit card, ATM (automated teller machine) card, and/or a bank card and/or bank checking account and/or bank savings account, to a party who can access an electronic retrieval site by using a magnetic card, credit card, debit card, or ATM card account, and the like.

BACKGROUND AND PRIOR ART

There are existing services available to initiate remote cash disbursements. For example, Western Union and Money Gram currently service more than 90% of the market for sending remote cash disbursements from one party to another. In 1997 alone, there were an estimated 48 million money transfers from Western Union, and approximately 9 million money transfers from MoneyGram, with the total amount of funds transferred being over \$17 billion dollars, and the average transfer amount being approximately \$300.00 with each transfer having an average transfer fee of approximately \$29.00. In addition to the high transfer fee costs, there are other problems with these known services. For example, both Western Union and Money Gram offer limited hours of availability and a limited number of cash disbursement locations for the recipient. In 1997 there were approximately 40,000 Western Union locations worldwide and approximately 69,000 planned MoneyGram locations. Thus, if a location is not near a sender and a recipient, delays and inconvenience are common results of using these services. These services further require having paid persons at the cash location pickup sites, that add additional expenses to their use.

Over the years, various types of patents have been proposed for using debit type cards for money transfers. See for example, U.S. Pat. Nos. 4,837,422 to Dethloff et al.; 5,350,906 to Brody et al.; 5,884,290 to Smorodinsky et al.; 5,953,710 to Fleming; 5,991,748 to Taskett; 6,032,136 to Brake, Jr. et al.; 6,044,360 to Picciallo; and 6,061,664 to Pieterse et al.

Dethloff '422 discloses a multi-user card where one party can assign cash values to the cards for being used by third parties having access to PIN type numbers, and is primarily limited to being an IC (integrated circuit) card and not to a card that uses a magnetic type stripe. Additionally, this patent requires that users possess related cards in advance of needing a money transfer

Brody '290 describes using a magnetic type card where a sponsor can allow a remote user a selected PIN number and use of a money transfer by card/account of an issuer. Brody '290 generally requires "sponsors", which are generally retail type outlets to sell pre-programmed cards or to place amounts on the magnetic cards by store clerks. Additionally, this system would require ATM (automated teller machines) having

2

programs to transfer money from the issuer account to a sub-account and to an ATM in the same "sponsor" chain having that program.

Smorodinsky et al. '290 describes a money transfer system for paying bills using intercoupled computers, that requires pre-arranged accounts billing payment authorization between three computers.

Fleming '710 describes a system in which a credit or debit card issuer can issue a parent held card and one or more pre-linked child held cards, where the parent can control the available funds accessible by the child held cards. This system requires that the cards be linked by a pre-arrangement relationship to each other.

Taskett '748 describes a combined prepaid telephone type card and "transaction instrument" (credit or debit card) for allowing fund transfers from the "transaction card" to the prepaid telephone type card, and requires a pre-existing type connection and/or pre-existing link between the credit/debit card and the prepaid telephone type card.

Brake, Jr. et al. '136 describes a prepaid telephone card or gasoline type card which can have a secondary use as a credit card, but is not used as a money transfer card.

Picciallo '360 describes a magnetic card system where the cards can be given to third parties and charged remotely but require "pre-established customer accounts", for the transfers, and further requires the recipient to have a card pre-correlated to a secondary (or sub-account) of the pre-established fund holding account.

Pieterse et al. '664 describes a rechargeable type smart card system primarily for electronic orders and payments and can use magnetic type cards, but not for money transfer type services.

Thus, the need exists for an improved system for transferring money to remote locations.

SUMMARY OF THE INVENTION

A primary objective of this invention is to provide a method and system for sending money transfers such as cash between a sender and a remotely located recipient without a pre-established relationship, such as an account link, between the parties.

A secondary objective of this invention is to provide a method and system for sending money transfers such as cash between a sender and a remotely located recipient automatically in other than the currency of origin, at the current foreign rate of exchange at the time of the payout.

A third objective of this invention is to provide a method and system for sending money transfers such as cash between a sender and a remotely located recipient, that has the safety and security of a bank escrow account acting as an agent between the parties.

A fourth objective of this invention is to provide a method and system for sending money transfers such as cash between a sender and a remotely located recipient where a deposit is made to a safe escrow account under an escrow contractual agreement which allows for payout upon proper transmission of the account number by the recipient.

A fifth objective of this invention is to provide a method and system for sending money transfers such as cash between a sender and any remotely located recipient, anywhere, and anytime.

A sixth objective of this invention is to provide a method and system for sending money transfers such as cash between a sender and a remotely located recipient having lower costs than traditional services such as Western Union, MoneyGram, and the like.

US 7,912,786 B2

3

A seventh objective of this invention is to provide a method and system for sending unplanned money transfers such as emergency cash from anyone, anytime, anywhere to another party without any pre-arrangement existing between the sender and the recipient, the sender and the escrow agent middlemen, and the recipient and escrow agent middlemen.

An eighth objective of this invention is to provide a method and system for sending money transfers such as cash from one party to another where a cash management escrow agent enables the transfer to be automatically and simultaneously transferred for payment through an ATM (automated teller machine).

A ninth objective of this invention is to provide a method and system for sending money transfers such as cash between a sender and a remotely located recipient having access to a magnetic cash card, such as a debit card, a credit card, and/or an ATM (automated teller machine) card.

The tenth objective of this invention is to provide a method and system for sending money transfers such as cash from a sender to a remotely located recipient, with the sender only needing access to a debit card, credit card, bank card, and/or ATM (automated teller machine) card, and/or bank checking and/or bank savings account for the transfer.

The eleventh objective of this invention is provide a method and system for sending money transfers such as cash from a sender to a remotely located recipient that uses a magnetic card, and without requiring the use of "smart card" integrated circuit (IC) card technology.

The twelfth objective of the invention is to provide a method and system for using double magnetic sided cards to retrieve cash from senders with one stripe and to use the other striped side for other transactions such as for a phone card, credit card, debit card, and the like.

A preferred example of using the invention system allows for a sender to use a touch-tone telephone, a P.O.S. (point of sale) terminal, a computer modem and the like, to authorize a central escrow agent such as a national bank to apply funds from the sender's account such as their credit card, bank card, debit card, ATM (automated teller machine) card, bank checking account, bank savings account and the like, to a recipient at a remote location. The recipient can visit any ATM site and use a magnetic card such as a specialized magnetic card, their credit card, bank card, ATM card, or debit card to immediately and automatically retrieve the money transferred funds.

Sender of Money Transfer Using System can authorize the transfer as follows:

1. Sender uses a touch-tone telephone to call a toll-free CM (cash magic) number.
1. Call Center computer answers the call with several 'preliminary' prompts: English/Spanish, fee structure—if desired, terms of transactions, etc.
2. If you have a Credit Card, Debit Card or ATM Card with a PIN number and are ready to transfer the cash—Press 1.
3. Please enter the amount you want made available from an ATM in multiples of (for example) \$20.00 (e.g., \$300) then press the pound (#) sign.
4. Computer program computes charge.
5. The total amount which will be charged to your card will be (for example, \$320). Press 1 to continue.
6. Please enter your Credit Card, Debit Card or ATM Card number.
7. Please enter your PIN number.
8. Please enter the CM card number to be used for withdrawal or Press the pound (#) sign if you want to transfer to any CM card with a PIN number to be assigned.

4

9. If card number entered:

The computer processes the transfer from the caller's Credit Card, Debit Card or ATM Card and "deposits" the face amount plus the reserve for a possible ATM surcharge and the network processing fees to an "Escrow Account" with, for example, a 9-digit account number composed of the last 5-digits of the card number plus the 4-digit PIN number. The balance goes to the general income account.

10. If the pound sign (#) is pressed:

The computer assigns a random account number described as a PIN number, advises the caller of the number and asks the caller to enter the number to confirm the recorded number then the pound (#) sign to complete the transaction. The computer processes the transfer from the caller's Credit Card, Debit Card or ATM Card and "deposits" the face amount plus the reserve for a possible ATM surcharge and network processing fees to an "Escrow Account" with the PIN number to complete the account number and the balance to the general income account.

Recipient Using The Invention System to Withdraw Money

1. Recipient inserts CM (cash magic) card, follows withdrawal prompts and enters for example, the PIN number.
 2. CM computer program authorizes ATM pay-out, which virtually simultaneously occurs, ATM surcharge payment, if any, and payment of network processing fees.
 3. Computer then transfers the excess reserve to the invention's "Excess Transfer Reserve Income Account."
- Other miscellaneous information such as instructions to use the system, lost card and refund information, and the like can also be accessed by the users to this system.

For each user of a Cash Magic (CM) magnetic card.

- A. For example, 4-digit PIN number can be permanently assigned each CM card, thereby becoming, when prefaced with the last, for example, 5 numbers individually assigned to each card, a, for example, 9-digit account number accessible by that card and the, for example, 4-digit PIN number. A second account can be accessible with any card and an account number referred to, and utilized at an ATM, as a PIN number.
- B. The entry of a wrong PIN number at an ATM, or in a call center balance inquiry, will prompt a request that the correct PIN number be entered. If approximately two or more entries are not correct the transaction will be terminated and the card suspended for 1 hour to prevent fraudulent searching. Additional use(s) of the card with an incorrect PIN number can result in revocation of that card.
- C. After, for example, approximately 48 hours, the intended recipient, with the CM card and the PIN number or the sender with the sender card number, can by phone or mail request CM to close the account and to send a check for a complete refund of the full amount paid by the sender, or such amount as may remain in the account due to only partial pay-out because of an ATM limitation, or because the international exchange rate caused payment only to the nearest foreign money multiple.
- D. Any 'Transfer Money' left in the "Escrow Account" at the expiration of, for example, 5 years can be donated to a charity such as the American Cancer Society, and the like.
- E. Cash can also be received from cooperative stores or banks which could "swipe" the card and put through a charge for the amount available to the recipient plus a fee reserved for the highest potential ATM surcharge or a

5

portion of the same, thereby earning a fee for handling the transaction and paying out the cash. The customers can enter their own PIN number on the keypad as they presently do when utilizing any Debit Card's PIN number to make a purchase. Supermarkets and other businesses presently offer additional cash withdrawal which is added to the amount charged to the card. Signs offering to pay-out CM transfers are anticipated to be well received by businesses since it will result in additional income and additional potential customers with cash in hand inside their establishment.

The recipient can use a magnetic card entitled a Cash Magic (CM) card or a similar or different entitled card to use the invention. Additionally, the recipient of the money transfer can use a debit card, credit card, bank card, and ATM (automated teller machine) card to access the money transfer funds.

A tethered magnetic card can be fixably tethered at remotely located ATM (automatic teller machines) so that money transfer recipients do not need to carry a magnetic card with them.

Additionally, the card can have magnetic stripes on both sides for allowing for various uses of the card as needed. For example, one card can be used as a cash magic card, and the opposite side of the card can be used as a phone card, and the like.

Further objects and advantages of this invention will be apparent from the following detailed description of a presently preferred embodiment which is illustrated schematically in the accompanying drawings.

BRIEF DESCRIPTION OF THE FIGURES

FIG. 1 shows an overview of a preferred embodiment of the novel invention.

FIG. 2A shows an example of a Sender Process flow chart for the invention.

FIG. 2B shows an example of a Recipient Process flow chart for the invention.

FIG. 3 shows a detailed call flow chart of the invention.

FIG. 4A shows the pConfirm Transfer flow chart portion of the invention.

FIG. 4B shows the pinfoMain flow chart portion of the invention.

FIG. 4C shows the pQuestions flow chart portion of the invention.

FIG. 4D shows the pNotProcessed flow chart portion of the invention.

FIG. 5 shows a modified magnetic card that can be used with the subject invention.

FIG. 6 shows another modified magnetic card that can be used with the subject invention.

FIG. 7A shows a front side of a novel double magnetic striped card for use with the invention.

FIG. 7B shows a back side of the double magnetic striped card of FIG. 7A.

DESCRIPTION OF THE PREFERRED EMBODIMENT

Before explaining the disclosed embodiment of the present invention in detail it is to be understood that the invention is not limited in its application to the details of the particular arrangement shown since the invention is capable of other embodiments. Also, the terminology used herein is for the purpose of description and not of limitation.

6

As stated in the background of the invention in 1997, there were at that time approximately 40,000 Western Union locations worldwide and approximately 69,000 planned MoneyGram locations. These known types of money transfer services would thus be limited to recipients having to locate these locations and also plan their time to be at the normal operating hours of those locations. The subject invention can use any ATM (automated teller machine) in the world. In 1997 alone there were more than 200,000 ATMs in the United States alone, more than double the number of Western Unions and MoneyGram locations at that time. Worldwide in 1997, there were more than 500,000 ATMs, which were approximately five times the number of Western Unions and MoneyGram locations. Additionally, the ATMs are generally accessible 24 hours a day, 7 days a week, and 365 days a year. The invention plans to have lower charges than the traditional Western Union and MoneyGram transaction fees.

The invention can be used with an existing bank for the deposit and withdrawal of transferred monies. The invention can even be implemented into an existing banks' use of ATMs by the leasing of their excess "white space" computer capacity. ATM usage and associated fees can be paid to the ATM owner and to network transfer and settlement service providers. The Credit Card, Debit Card or ATM Card issuer can enjoy the benefits of increased card usage. Fees for using the system can be covered by the bank and credit card issuers mailing of monthly statements.

FIG. 1 shows an overview of a preferred embodiment 1000 of the novel invention. Referring to FIG. 1, a sender 1010 can enter S1, account information from a sender account using account information from a variety of accounts such as that found on a card 1020 such as a credit card, bank card, automated teller machine (ATM) card, debit card, bank checking account, bank savings account, and the like. The sender 1010 authorizes a money transfer, such as a cash transfer, emergency funds transfer, and the like, to be taken from the sender's account, and can use a secure PIN (personal identification number). The account information, and amount of money transfer can be entered S2 via an electronic input device 1030 such as using a touch-tone telephone, a computer modem, an automated teller machine (ATM), and the like, which passes the information through transmission lines S3 such as telephone lines, wireless transmissions, and the like to an escrow agent storage site 1100 such as a national bank, repository agent, and the like. The electronic escrow agent 1100 takes the money transfer funds, and subtracts out a transfer fee, and forwards the money transfer via S4 to the recipients remotely located electronic retrieval site 1200 such as an automated teller machine (ATM), where the recipient R, 1230 can retrieve the money transfer via a magnetic card 1210 (such as a specialized Cash Magic (CM) card, credit card, debit card, bank card, or ATM card) by entering the magnetic card information (i.e. account number, and/or PIN (personal identification number) and the like) R1 to the electronic retrieval site 1200. Finally, the money transfer in the form of cash, or the like, can be retrieved, R2, by the recipient R, 1230.

The invention allows for the virtually simultaneous transfer of funds to the escrow agent with enough fees to allow for all processing fees to be deducted. The invention does not require special hardware since existing ATM terminals can easily be used with the invention.

The invention can allow a recipient to use magnetic cards such as a specialized Cash Magic card (which can initially be empty), credit cards, debit cards, bank cards, ATM cards, and does not require "smart card" integrated circuit (IC) technol-

US 7,912,786 B2

7

ogy, and thus eliminates the higher costs associated with using “smart cards”, and the limited access to “smart card” devices.

FIG. 2A shows an example of a Sender Process flow chart 1 for the invention. A sender 5 having monies who wishes to transfer the monies to a recipient party can use a contact medium 10, such as a touch tone telephone (for example using a toll free 800 number and the like) connecting to an IVR (Interactive Voice Response) system, and/or to a live operator, and/or an employer/employee card swipe, and/or with a home, office or personal computer to contact a Call Center 15. The latter routes the sender’s call to a computer 20 which receives multiple simultaneous calls and data, and processes the same in automated modes with software. Next, the system can use further adapters 25 such as computer programs to convert the incoming data to the “Language” of the existing Banks, Processors and Clearinghouses. Next, the Banks, Processors, and Clearinghouses check 30 for Approval Processing and Transfers on monies from the Sender. Next, General Ledger Accounting System Data 35 is compiled to enable a Demand Split Deposit 40 which takes monies from the Sender for processing the Initial Fee transaction to an income account 45, and sends the authorized monies transfer to a Recipient Retrieval Escrow Account 50, for later pickup by the Recipient.

FIG. 2B shows an example of a Recipient Process flow chart 60 for the invention(s). A recipient can use their “CM” (cash magic) Magnetic Stripe Card, “CM” Integrated Chip Card 65 to access a money machine 70 such as an ATM (automated teller machine), Bank Card Swipe Machine, or I.C. (integrated circuit) Terminal which passes information on the card to a Processing Network 75 to seek approval to use the card. Upon approval, the system processing networks 85 convey approval and transfer authorization to the money transfer machine 90 such as the ATM, Bank, POS Card Swipe or I.C. Terminal and cash 95 is disbursed to the Recipient.

The invention can be used with other channels of communication such as but not limited to the Internet via a Web front-end module, Wireless, Fax, and E-Mail. Other languages may also be added easily, as well as increased functionality.

With the subject invention a central bank can process the money transfer transactions which can include monetary transfers, financial security, logging, and history. Exchange rate information can also reside with the central bank.

Computers in the invention can store application specific data and application statistics, which can run on the IVR (Integrated Voice Response) computers. Customer-specific data can also reside on these computers.

The physical locations of the call centers and the IVR type computers used in FIGS. 2A-2B can be at the same or different locations. The bank computer can be at the same or different locations than the call centers and the IVR computers.

FIG. 3 shows a detailed call flow chart of the invention for a progression of one successful money transfer transaction. FIG. 4A shows the pConfirm Transfer flow chart portion of the invention. FIG. 4B shows the pinfoMain flow chart of the invention. FIG. 4C shows the pQuestions flow chart portion of the invention. FIG. 4D shows the pNotProcessed flow chart portion of the invention.

Referring to FIGS. 3 and 4A-4D, a progression of one successful money transfer through this invention begins at box 10 and concludes at box 200. At box 10, the caller using a touch-tone telephone dials a toll free number and gets routed from the call center to the invention system. At 20, initial call statistics (location of caller, identity of caller, and the like) are written to a Database Server. At 30, the caller hears a greeting

8

from the invention system. At 40, the caller is prompted to enter a number corresponding to which language they would like to hear the prompts in. This value is used to set language parameters in the application. Currently for example, 1 can be setup for English and 2 can be setup for Spanish. At 50, the caller is played the needed requirements (do they have a credit card, debit card, ATM (automated teller machine) card with PIN (personal identification number), Cash Magic card (debit type card for use with this invention). At 60, the caller is asked if they would like to transfer cash or get information on the system. At 70, to transfer cash, a 1 can be pressed, and 400 to get information, or 2 can be pressed.

At 70, the caller is prompted to enter their magnetic card number (credit card, debit card, bank card, ATM card, Cash Magic card). If the caller presses the * key because they do not know this number they go to 220. Once at 220, the caller can be told that they will need this number to transfer funds through the invention system. They are then given the option of hearing information on how to obtain a Cash Magic card, go to 420, or listen to general information on the invention’s automated system, go to 400.

At 80, the caller is read back the magnetic card number entered and asked to Press 1 to confirm, or 2 to re-enter it. At 90, the magnetic card number entered is verified in the database as a valid number on the system. If it is valid, the caller can continue. If the number is invalid, they go to 230, which will tell the caller that they need to have a valid magnetic card number to use the system. The invention will then allow the caller to enter a different number by pressing 1 or give the caller information on the Cash Magic system by pressing 2, go to 410.

At 100, the caller is next prompted to enter a credit card, ATM, or debit card number to transfer the money from. At 110, the caller is next prompted to enter the PIN (personal identification number) associated with the credit card, ATM, debit card, bank checking account, bank savings account that the money is being transferred from. If the * key is pressed, the caller does not know the PIN and goes to 240. This prompt will tell the caller that they need to know the PIN to use the invention system. The caller will be offered a choice of getting information on the invention’s automated system by pressing 1, go to 400, or exiting the system by pressing 2, go to 340, if they do not know this PIN, or to go to a live operator for assistance in making the transfer with other information.

At 120, the caller is prompted to enter the amount of the transfer in \$20 increments (while \$20 is referred here, other increment value amounts less than or greater than \$20 can be used).

At 130, the amount entered is verified to be in \$20 increments and that it does not exceed the maximum single transfer limit of the invention system. If the amount is in \$20 increments and is below the maximum single transfer limit, the caller goes to 140. If the entered amount is greater than the maximum single transfer amount, the amount is set to that limit and the caller is prompted in 250 to press 1 if this amount is acceptable or press 2 to enter a new amount. If the amount entered is not in \$20 increments, the amount is set to the next higher \$20 increment below the maximum single transfer limit and the caller is prompted at 260 to enter 1 if this amount is acceptable or 2 to enter a new amount.

Referring to FIGS. 3 and 4A, at 140, the caller is read back the transfer information and asked to confirm the transfer by pressing 1. If the caller declines the confirmation, by pressing 2, all data is cleared and the caller is returned to 60.

US 7,912,786 B2

9

At **150**, this transaction is processed by the Bank (**3 FIG. 2**). The data entered is checked for fraud, adequate account balance, PIN security, and system availability. This data is passed to the IVR computer.

At **160**, the data passed by the Bank is written to a computer for tracking by the invention system.

At **170**, depending on the data returned by the Bank, the application can take various paths. If all checks are passed, the application goes to **180**. Checks are performed to verify that several conditions do not exist. For example, if an invalid PIN was used, go to **270**. If proper credit is unavailable for this transaction, go to **280**. If the card has been marked as fraudulent, go to **290**. And if the Bank verification is unavailable, go to **300**.

At **180**, the caller is told that the transfer was successful and is prompted to enter another transfer by pressing 1, go to **70**. Or indicate that they are done, by pressing 2, go to **190**.

Box **190** refers to the system thanking the caller for using the invention system. At **200**, the application hangs up and resets the channel for the next call.

At **270**, the data returned by the Bank indicates that the PIN number used is invalid. The caller can enter the PIN again by pressing 1, go to **110**; or the caller can press 2 to get information on the invention system, go to **400**.

At **280**, the data returned by the Bank indicates that the amount entered by the caller is not available for this transaction. The caller is prompted to enter a lower transfer amount, by pressing 1 (**310**), go to **120**; use a different card to transfer the money from, by pressing 2 (**320**), go to **100**; or get information on the invention system by pressing 3 (**330**), go to **400**.

At **290**, the data returned by the Bank indicates that the data entered by the caller is fraudulent. In this case, the system immediately plays the caller a goodbye message at **340** and hangs up at **200**. It is possible to also restrict the magnetic card use if this is encountered.

At **300**, in this scenario, the Bank is unavailable for transaction processing. The caller is played a technical difficulty message and then a hang up occurs at **200**.

Referring to FIGS. **3** and **4B**, when information is requested about the invention system, the processing begins at **400**.

Referring to FIGS. **3** and **4B**, at **400**, the caller enters the information branch and is prompted to enter 1 to hear general information about the system, go to **410**; enter 2 to hear information of how to obtain a Cash Magic magnetic card, go to **420**; enter 3 to hear the fee structure for a money transfer to a magnetic card (Cash Magic card, debit card, credit card, bank card, ATM card), go to **430**; enter 4 to hear International Exchange Rates, go to **440**; enter 5 to hear information on how to contact the system, go to **450**; Cash Magic; or enter 6 if you have questions about a Cash Magic transfer, go to **460**.

At **410**, the caller hears general information about the invention system and goes to **60**. At **420**, the caller hears information on how to obtain Cash Magic magnetic card and goes to **60**. At **430**, the caller is prompted to enter a transfer amount and is spoken the fee associated with this transfer amount. After this is completed, the caller is asked to enter 1 if they would like to process this transfer amount and goes to **70** to enter their Cash Magic card number. If 2 is pressed, the caller is sent to **60**. At **440**, the caller hears International Exchange rates and goes to **60**. At **450**, the caller hears contact information for system and goes to **60**.

Referring to FIGS. **1** and **4C**, at **460**, the caller can receive information to their questions. The caller is prompted to enter 1 if their Cash Magic card has been lost or stolen, go to **470**; enter 2 if the Cash Magic card does not function, go to **530**;

10

enter 3 if you have forgotten your Cash Magic PIN, go to **540**; or enter 4 to transfer to a live operator, go to **550**.

At **470** the system prompts the caller to enter their Cash Magic card number that was lost, stolen, or inoperable.

At **480**, once the caller's Cash Magic card number is entered, their transaction history is queried via the Database Computer. The results of this query determine where the caller goes next in the application. If caller has a transaction that has not been processed, they go to **600**; if the caller has a transaction that has already been processed they go to **500**; if the caller has more than one pending transaction, they go to **510**; and if the caller has no pending transactions they go to **520**.

At **500**, the caller is told that the transaction has already been processed and is sent to **60**. At **530**, the caller is spoken information regarding the bad card and is offered a choice of pressing 1, to go to the Lost/Stolen logic at **470** or press 2 to go to **60**.

At **540**, the caller is told that they need to have the Cash Magic card PIN to process a transaction on this card. The caller can the press 1 to transfer the amount to a different Cash Magic card, at **620**; or press 2 to get information on how to obtain a new Cash Magic card, go to **420**.

At **550**, the caller is told to standby while they are transferred to an operator. At **560**, the call is transferred to an operator. If the transfer is successful, go to hang up at **580**. If the transfer is unsuccessful, a prompt is spoken at **570** to tell the caller that the transfer was not able to take place and the hang up occurs at **580**.

At **570**, the invention system plays an unsuccessful transfer message and hangs up at **580** which hangs up the line and frees the channel for the next caller.

Referring to FIGS. **3** and **4D**, at this point **600**, data from the Bank indicates that the caller's transaction has not yet been processed. The caller is prompted to transfer this amount to a new Cash Magic card by pressing 1, go to **610**; or press 2 to cancel this transaction, go to **670**.

At **620**, the caller is prompted to enter the new Cash Magic account number, which is receiving the funds. At **630**, the new Cash Magic number is verified as operational in the Database. If the number entered is valid, go to **640**, if the number entered is invalid, go to **230**. At **640**, this transaction modification is sent to the Bank for processing. If successful, go to **650**; if unsuccessful, go to **660**. At **650**, the caller is told that the modification is complete and sent to **180**. At **660**, the caller is told that the modification did not take place and is sent to **410**. At **680**, the cancel transaction is sent to the Bank for processing. And if successful, go to **690**; if unsuccessful, go to **700**. At **690**, this prompt tells the caller that their transaction has been successfully cancelled and sends them to **340**.

At **700**, this prompt tells the caller the cancellation was unsuccessful. The caller is then prompted to enter 1 to try again, go to **630**; or enter 2 for more information, go to **410** (FIG. **4B**).

FIG. **5** shows a modified magnetic tethered card **2000** that can be used with the subject invention. Magnetic card **2000** can include a rectangular card portion **2100** with magnetic strip portion **2150**, and extending from one corner of the card **2100** a longitudinal thin rectangular strip portion **2200** having an aperture **2250** at the end with a flexible tether line **2300** for attaching the modified card **2000** to an ATM (automated teller machine) **2400**.

This extended-card **2000** can be attached or tethered to an ATM **2400** for use by a recipient that is not in personal possession of any magnetic card that can use an ATM machine. The extended-card **2000** can be constructed so as to have the standard and usual magnetic stripe ATM card dimen-

11

sions **2100** and magnetic stripe **2150** as the first portion of the card. The extended-card **2000** can be inserted into an ATM terminal device opening or “swiped” through an ATM “card swipe” if the ATM was constructed with a “card swipe” rather than a card insertion opening. The magnetic stripe information from the tethered card **2000** can be assimilated and communicated through the presently existing and potentially future existing magnetic stripe processing devices and networks in the same manner otherwise described in this invention.

Referring to FIG. 5, extended-card **2000** can have an extension **2200** in the rear portion which will, when the extended-card is used, extend beyond a presently existing or future existing ATM magnetic card insertion opening or “card swipe” device. The extended-card can have a hole **2250** or other suitable means to have a tether **2300** that can include but not be limited to a chain, cord or other suitable tether attached to the extended portion of the extended-card **2000**.

The other end **2350** of the tether **2300** can be fixably attached to the ATM (automated teller machine) **2400** in a manner similar in principle to that presently utilized in retail stores to allow an item for sale to be displayed in a manner that permits mobility of the item for examination, while fixably securing the item to a display counter. The tether **2300** can be attached to a fixture device **2350** or other medium which can be glued or otherwise attached to the ATM **2400** or to a location suitably close to the ATM **2400** and within reach of the card tether **2300**. The ATM **2400** can be an ATM such as for example, those manufactured by INTERBOLD “I” Series, and several year old or older NCR model ATMs, in which a traditional rectangular magnetic card is completely inserted inside an access opening **2450** such as a slot or a slot with a door which closes after a rectangular card is inserted inside. With the novel card **2100**, the extended portion **2200** remains outside the slot **2450**, or in the case of a sliding door, the sliding ATM door can be stopped from closing because of the extended portion **2200**, which will not interfere with or disrupt the transaction.

Referring again to FIG. 5, the card account number including that portion described as a PIN can be communicated by the intended recipient to the sender and the transfer made to that account. Alternatively, the transfer could be made to any of the system’s primary account numbers to be accessed with the latter portion of the account number described and utilized as a PIN. In the latter application the PIN portion of the account number can be selected by the recipient or the sender and entered in the sending process in response to a suitable addition to the IVR prompts or randomly assigned by the system and communicated to the sender who will communicate same to the recipient.

The recipient can access the ATM **2400** with the tethered card **2000** and implement the receipt of the transferred cash by entering that portion of the account number described as a PIN in response to the ATM prompt for the PIN as such PIN portion of the account number has been provided for above.

FIG. 6 shows another modified magnetic card **3000** that can be used with the subject invention. Magnetic card **3000** can include a rectangular card portion **3100** with magnetic strip portion **3150**, and extending from one corner of the card **3100** and an aperture **3250** at a corner other than one having the magnetic strip **3150**. The aperture allows for a flexible tether line **3300** such as a chain, cord, and the like, for attaching the modified card **3000** to an ATM (automated teller machine) **3400**.

This novel card **3000** can be attached or tethered to an ATM **3400** for use by a recipient that is not in personal possession of any magnetic card that can use an ATM machine. The

12

extended-card **3000** can be constructed so as to have the standard and usual magnetic stripe ATM card dimensions **3100** and magnetic stripe **3150** as the first portion of the card. The novel card **3000** can be inserted into an ATM terminal device opening or “swiped” through an ATM “card swipe” if the ATM was constructed with a “card swipe” rather than a card insertion opening. The magnetic stripe information from the tethered card **3000** can be assimilated and communicated through the presently existing and potentially future existing magnetic stripe processing devices and networks in the same manner otherwise described in this invention.

Referring to FIG. 6, card **3000** can be used in both an ATM having an ATM magnetic card insertion opening or “card swipe” device. The tether **3300** can be fixably attached at one end to the magnetic card **3000**, and the other end **3350** of the tether **3300** can be fixably attached to the ATM (automated teller machine) **3400** in a manner similar in principle to that presently utilized in retail stores to allow an item for sale to be displayed in a manner that permits mobility of the item for examination, while fixably securing the item to a display counter. The tether **3300** can be attached to a fixture device **3350** or other medium which can be glued or otherwise attached to the ATM **3400** or to a location suitably close to the ATM **3400** and within reach of the card tether **3300**. The ATM **3400** can be an ATM such as for example, a magnetic card swipe model NCR model ATMs, in which magnetic strip portion **3150** of card **3000** is swiped into a swiping channel **3450** on the ATM **3400**.

Both the novel magnetic cards **2000** FIGS. 5 and **3000** FIG. 6 can be used with either slot opening ATMs, slot and sliding door version ATMs, and side swiping channel version ATMs.

As previously discussed, the invention uses magnetic cards such as credit cards, debit cards, bank cards, and ATM (automated teller machine) cards, and can use a specialized magnetic card earlier referred to as a Cash Magic card. The Cash Magic cards can be sold initially at retail stores for example, at \$3.00 and the retail stores can purchase these for example at \$1.50, giving a 100% sales profit to the merchant. Stores that presently sell another provider’s pre-paid phone card may, particularly at the outset, choose to sell only this card.

Alternatively, retail stores can also sell specialized cash magic cards combined with a phone card. For example, the Cash Magic card can have an account that can have money transferred to by a sender on one side of the card, and the other side of the card can be a phone card with for example, 20 minutes pre-paid phone time for a price of for example, \$5.00. These cards can have a magnetic stripe on each side, one for the cash transfer application and one for the phone card.

FIG. 7A shows a front side **4100** of a card **4000** having magnetic stripes on both sides. In FIG. 7A, a magnetic stripe **4150** can be located across an upper longitudinal portion of the front side **4100** of the card. On the front side **4100**, the magnetic stripe **4150** can be used for the cash magic operation.

FIG. 7B shows a back side **4200** of the card **4000** with the magnetic stripe **4250** that can be located across a lower longitudinal portion of the back side **4200** of the card **4000**. On the back side **4200** of the card **4000**, the magnetic stripe **4250** can be used for other transactions such as but not limited to being used as a phone card, a credit card, a debit card, bank card, ATM card, or a bank checking account, bank savings account, and the like. Thus, the invention can allow for a single card to be used for different transactions, that can have funds authorized by the same sender/recipient system described in the invention. Additionally, the double magnetic

13

sided cards 4000 can have a cash magic side, and a separate side having pre-existing funds or separately generated funds for making transactions.

The owners of this system can sell the basic cards for a wholesale price of for example, \$2.50 giving a 100% sales profit to the merchant. The Cash Magic type cards may be purchased when needed to access an ATM, or purchased in advance for ready availability for future use.

The invention can be used by specific employers giving out Cash Magic (CM) type magnetic cards to their employees. Each employee can receive one or more CM cards. The CM computer program supplied can put an employee information format onto a computer monitor. The employer will fill in the information needed for the later determination of withholding taxes and other payroll computations. The employee can supply the CM account number, without the PIN (personal identification numbers), which is to receive the net pay. Alternatively the employee can supply more than one CM card account number and the amounts or percentages to be transferred to each. One or more CM cards can be sent, or otherwise acquired by dependent relatives, even in Mexico or another country, to receive a portion of the employee's income. The PIN number can be changed by calling a CM toll-free service center number and following the I.V.R. prompts.

The employee can put his card through the "Card Swipe" when starting work and when stopping. The CM computer program can compute the time worked, the gross pay, the deductions, and the net pay.

The "Card Swipe" can be at the employer's location or the work-site with a portable personal computer. Transfers can be made on a daily basis, or such basis as preferred by the employer. The money transfer can be implemented by calling a special toll-free number, which will access and download the payroll information into the CM computer payroll program. Alternatively, a CM website can also safely receive encrypted information from the employer's computer.

The CM (cash magic) employer computer program can transfer each employee's net pay from the employer's payroll account to the Cash Magic account. The system can deduct an agreed fee or service charge and split deposit the balance to the individual employee's CM escrow account, or accounts, accessible with the CM magnetic stripe card(s) from any ATM with the addition of the PIN number correlated to that account.

The transfer to the employee's CM (cash magic) escrow account(s) accessible from any domestic or foreign ATM can occur virtually simultaneously with the implementation by the employer. The employer can also elect to transfer withholding taxes to a CM escrow account.

The invention system can benefit employers by providing an easy to use, accurate, time saving, and inexpensive payroll system. The automated system can eliminate bookkeeping, payroll and tax computations, check writing and virtually all expenses normally associated with the employee payroll. Employer and employee statements can be acquired from the CM computer periodically and on demand.

The invention system can benefit employees by providing a quick, easy to use method to receive pay, as earned, without a traditional bank account, and to send a portion of the pay to a relative, even in another country, at low cost and without any effort.

An alternative method can also be provided for employers without computers. The CM (cash magic) invention system can also provide the necessary payroll computations. The individual employee's information can be entered by accessing a CM toll-free number and I.V.R. prompts will stimulate

14

the entry of information with a touch-tone keypad. The card swipe can then be connected to the CM program, set up for that employer, with a telephone line connection to the CM computer, which will perform all computations and transfers.

Another alternative method would be to use live or automated operators, or combinations thereof, for all or part of the process steps of the invention.

The CM employer payroll system which combines a "Card Swipe", an accounting system, a tax and payroll computation system and a virtually simultaneous ATM cash pay-out system, virtually without employer time or effort, can be an extreme improvement over all present "state-of-the-art" payroll systems. The invention can be of particular benefit to more than 35% of American adults who do not have bank accounts and to those who employ them.

A "Service Provider" using the system (such as an employer or a merchant processing a sending implementation) can accept and retain a portion of the processing fees such as a 20% service fee for the service rendered, which amount can be discounted from the CM (cash magic) fee, or refuse it as a "perk" or job benefit to the employee or an advantage to a customer if the provider is a merchant.

Although the preferred embodiment describes using a touch-tone telephone to send the money transfer, other mediums such as but not limited to PC (personal computers) connected to modems, the Internet, merchant card swipe machines, live telephone operators, P.O.S. (Point of Sale Terminals, and automated telephone operators can also be used to authorize the sending of the money transfer.

While the invention has been described, disclosed, illustrated and shown in various terms of certain embodiments or modifications which it has presumed in practice, the scope of the invention is not intended to be, nor should it be deemed to be, limited thereby and such other modifications or embodiments as may be suggested by the teachings herein are particularly reserved especially as they fall within the breadth and scope of the claims here appended.

We claim:

1. An automated business process computer machine system for transferring money funds comprising:

a computer system which receives, processes and transmits account information data in order to effect simultaneous money transfers from sending debit card accounts to receiving debit card accounts; and

the computer system being adapted to being accessed by a human sender's communication medium device, wherein the computer system receives the account information data and transfer authorization data from the communication medium device, and processes and transmits the data in automated modes with data transmission language through transmission and electronic mediums, so that the computer system processes and effects a money transfer from a sending debit card account to a receiving debit card account without the necessity of a pre-established relationship between the sending debit card account and the receiving debit card account, and in which the computer system simultaneously repeats the computer system processes and, by the computer system, effects additional transfers between different sending debit card accounts and different receiving debit card accounts causing simultaneous money transfers from the different sending debit card accounts to the different receiving debit card accounts.

2. The system of claim 1, wherein the computer system receives account information data and transfer authorization data from a phone device.

US 7,912,786 B2

15

3. The system of claim 1, wherein the computer system receives account information data and transfer authorization data from a computer device.

4. The system of claim 1, wherein the computer system receives account information data and transfer authorization data from a live operator's electronic input device.

5. The system of claim 1, wherein the computer system communicates automated prompts soliciting information data.

6. The system of claim 1, wherein the computer system receives the sender's debit card account information data.

7. The system of claim 1, wherein the computer system receives PIN (Personal Identification Number) of the sender's debit card account.

8. The system of claim 1, wherein the computer system receives receiving debit card account information data.

9. The system of claim 1, wherein the receiving debit card account is an existing debit card account.

10. The system of claim 9, wherein the receiving debit card account is a specialized debit card account.

11. The system of claim 10, wherein the specialized debit card account has a pre-assigned PIN (Personal Identification Number).

12. The system of claim 10, wherein the computer system assigns a PIN (Personal Identification Number) to the specialized debit card account.

13. The system of claim 10, wherein the computer system assigns a PIN (Personal Identification Number) to the specialized debit card account by the computer system utilizing a number received by the computer system from at least one of a sender or a recipient.

14. The system of claim 10, wherein the specialized debit card account money received is accessible upon proper transmission of the specialized debit card account number.

15. The system of claim 10, wherein the specialized debit card account is accessed on a back side of a phone card.

16. The system of claim 10, wherein the specialized debit card account is accessed on a back side of a credit card.

17. The system of claim 10, wherein the specialized debit card account is accessed on a back side of a debit card.

18. The system of claim 1, wherein the receiving debit card account is accessed by a magnetic stripe card.

19. The system of claim 1, wherein the computer system prompts a sender to enter a transfer amount in multiples of at least one of: \$10.00 or \$20.00.

20. The system of claim 1, wherein the computer system receives authorization from the sender to transfer money funds from the sender's debit card account of the transfer amount to be transferred to the receiving debit card account and wherein the money funds are transferred by the computer system which processes and effects a transfer from the sender's debit card account to the receiving debit card account.

21. The system of claim 1, wherein the computer system processes and effects a transfer of money funds to the receiving debit card account that includes, in addition to the transferred amount, an amount to provide a reserve to pay a possible ATM (Automated Teller Machine) terminal surcharge.

22. The system of claim 21, wherein, upon the receiving debit card account's access of the money funds transferred, any excess of an amount reserved in the receiving debit card account for an ATM surcharge, is transferred by the computer system to an income account.

23. The system of claim 1, wherein the computer system determines a transfer fee.

24. The system of claim 23, wherein the computer system communicates the transfer fee to the sender.

16

25. The system of claim 24, wherein the computer system receives authorization from the sender to transfer money funds from the sender's debit card account of an amount to pay for the transfer fee and wherein money funds are transferred by the computer system which processes and effects a transfer of the fee amount from the sender's debit card account to an income account.

26. The system of claim 1, wherein the computer system processes and effects a transfer of money funds without a pre-established relationship of an account link between the sender's debit card account and the receiving debit card account.

27. The system of claim 1, wherein the computer system effects a transfer by the computer of money funds from the sending debit card account to a receiving debit card account which provides for the account's funds to be accessible from an electronic retrieval site upon proper transmission of the receiving debit card account information.

28. The system of claim 27, wherein the electronic retrieval site accessible with the receiving debit card account includes an ATM (Automated Teller Machine).

29. The system of claim 27, wherein the electronic retrieval site accessible with the receiving debit card account includes a POS (Point Of Sale) terminal.

30. The system of claim 1, wherein the computer system effects a transfer of money which is received in other than currency of origin of the transfer.

31. The system of claim 1, wherein the computer system receives and processes multiple simultaneous transfer communications from different senders causing multiple simultaneous money transfers from the different sending debit card accounts to different receiving debit card accounts.

32. The system of claim 1, wherein the computer system stores data selected from the group consisting of application specific data, application statistics and customer data.

33. The system of claim 1, wherein the computer system for transferring money is not in response to a pre-existing transactional relationship between the sender and the recipient.

34. The system of claim 1, wherein no transaction information needs to be conveyed by the sender to the recipient.

35. A method for automatically transferring money funds, comprising the steps of;

providing a computer machine system;

providing for the computer system to be accessible to a communication medium device that is adaptable to being controlled by a human sender, the computer system being accessed by the sender's communication medium device to receive information data related to a human sender's debit card account, the computer system being accessed by the sender's communication medium device to receive information data related to a receiving debit card account which is adapted to being controlled by a human;

receiving and sending account information data and transfer authorization data by the computer system;

receiving authorization from the sender for a transfer of money funds from the sender's debit card account to the receiving debit card account;

processing the data in automated modes by the computer system;

transferring money funds from the sender's debit card account to the receiving debit card account by the computer system without the necessity of a pre-established relationship between the sending account and the receiving account; and

US 7,912,786 B2

17

repeating the computer system processes and, by the computer, effecting additional transfers between different sending debit card accounts and different receiving debit card accounts causing simultaneous money transfers from the different sending debit card accounts to the different receiving debit card accounts.

36. The method of claim 35, wherein the computer system receives account information data and transfer authorization data from a phone device.

37. The method of claim 35, wherein the computer system receives account information data and transfer authorization data from a computer device.

38. The method of claim 35, wherein the computer system receives account information data and transfer authorization data from a live operator's electronic input device.

39. The method of claim 35, wherein the computer system communicates automated prompts soliciting information data.

40. The method of claim 35, wherein the computer system receives the sender's debit card account information data.

41. The method of claim 35, wherein the computer system receives PIN (Personal Identification Number) of the senders debit card account.

42. The method of claim 35, wherein the computer system receives receiving debit card account information data.

43. The method of claim 42, wherein the receiving debit card account is an existing debit card account.

44. The method of claim 43, wherein the receiving debit card account is a specialized debit card account.

45. The method of claim 44, wherein the specialized debit card account has a pre-assigned PIN (Personal Identification Number).

46. The method of claim 44, wherein the computer system assigns a PIN (Personal Identification Number) to the specialized debit card account.

47. The method of claim 44, wherein the computer system assigns a PIN (Personal Identification Number) to the specialized debit card account by the computer system utilizing a number received by the computer system from at least one of a sender or a recipient.

48. The method of claim 44, wherein the specialized debit card account money received is accessible upon proper transmission of the specialized debit card account number.

49. The method of claim 44, wherein the specialized debit card account is accessed on a back side of a phone card.

50. The method of claim 44, wherein the specialized debit card account is accessed on a back side of a credit card.

51. The method of claim 44, wherein the specialized debit card account is accessed on a back side of a debit card.

52. The method of claim 35, wherein the receiving debit card account is accessed by a magnetic stripe card.

53. The method of claim 35, wherein the computer system prompts a sender to enter a transfer amount in multiples of at least one of: \$10.00 or \$20.00.

54. The method of claim 35, wherein the computer system receives authorization from the sender to transfer money funds from the sender's debit card account of the transfer amount to be transferred to the receiving debit card account and wherein the money funds are transferred by the computer

18

system which processes and effects a transfer from the sender's debit card account to the receiving debit card account.

55. The method of claim 35, wherein the computer system processes and effects a transfer of money funds to the receiving debit card account that includes, in addition to the transferred amount, an amount to provide a reserve to pay an ATM (Automated Teller Machine) terminal surcharge.

56. The method of claim 54, wherein, upon the receiving debit card account's access of the money funds transferred, any excess of an amount reserved in the receiving debit card account for an ATM surcharge, is transferred by the computer system to an income account.

57. The method of claim 35, wherein the computer system determines a transfer fee.

58. The method of claim 57, wherein the computer system communicates the transfer fee to the sender.

59. The method of claim 58, wherein the computer system receives authorization from the sender to transfer money funds from the sender's debit card account of an amount to pay for the transfer fee and wherein money funds are transferred by the computer system which processes and effects a transfer of the fee amount from the sender's debit card account to an income account.

60. The method of claim 35, wherein the computer system processes and effects a transfer of money funds without a pre-established relationship of an account link between the sender's debit card account and the receiving debit card account.

61. The method of claim 35, wherein the computer system processes and effects a transfer of money funds from the sending debit card account to a receiving debit card account which provides for the account's funds to be accessible from an electronic retrieval site upon proper transmission of the receiving account information.

62. The method of claim 61, wherein the electronic retrieval site accessible with the receiving debit card account includes an ATM (Automated Teller Machine).

63. The method of claim 61, wherein the electronic retrieval site accessible with the receiving debit card account includes a POS (Point Of Sale) terminal.

64. The method of claim 35, wherein the computer system effects a transfer of money which is received in other than the currency of origin of the transfer.

65. The method of claim 35, wherein the computer system receives and processes multiple simultaneous transfer communications from different senders causing multiple simultaneous money transfers from the different sending debit card accounts to different receiving debit card accounts.

66. The method of claim 35, wherein the computer system stores data selected from the group consisting of application specific data, application statistics and customer data.

67. The method of claim 35, wherein the computer system for transferring money is not in response to a pre-existing transactional relationship between the sender and the recipient.

68. The method of claim 35, wherein no transaction information needs to be conveyed by the sender to the recipient.

* * * * *

UNITED STATES PATENT AND TRADEMARK OFFICE
CERTIFICATE OF CORRECTION

PATENT NO. : 7,912,786 B2
APPLICATION NO. : 12/709158
DATED : March 22, 2011
INVENTOR(S) : Stephen D. Battaglini et al.

Page 1 of 1

It is certified that error appears in the above-identified patent and that said Letters Patent is hereby corrected as shown below:

Title Page, Item (75) Inventors

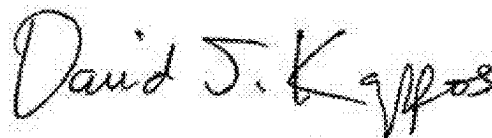
List of Inventors should read:

Stephen D. Battaglini, Law Vegas, NV (US)

Michael D. Battaglini, Vero Beach, FL (US)

Gil Starkey, West Caldwell, NJ (US)

Signed and Sealed this
Second Day of August, 2011



David J. Kappos
Director of the United States Patent and Trademark Office

Exhibit B



US008131643B2

(12) **United States Patent**
Battaglini et al.

(10) **Patent No.:** US 8,131,643 B2
 (45) **Date of Patent:** *Mar. 6, 2012

(54) **INTEGRATED TECHNOLOGY MONEY TRANSFER SYSTEM**

(56) **References Cited**

(75) Inventors: **Stephen D. Battaglini**, Las Vegas, NV (US); **Michael D. Battaglini**, Vero Beach, FL (US); **Gil Starkey**, West Caldwell, NJ (US)

U.S. PATENT DOCUMENTS

4,454,414	A	6/1984	Benton
4,750,119	A	6/1988	Cohen
4,837,422	A	6/1989	Dethloff
5,326,960	A	7/1994	Tannenbaum
5,350,906	A	9/1994	Brody
5,426,281	A	6/1995	Abecasses
5,477,038	A	12/1995	Levine
5,650,604	A	7/1997	Marcous
5,748,711	A	5/1998	Scherer
5,825,003	A	10/1998	Jennings
5,883,377	A	3/1999	Chapin
5,884,290	A	3/1999	Smorodinsky
5,937,396	A	8/1999	Konya
5,953,710	A	9/1999	Fleming
5,963,647	A	10/1999	Downing

(73) Assignee: **Integrated Technological Systems, Inc.**, Las Vegas, NV (US)

(*) Notice: Subject to any disclaimer, the term of this patent is extended or adjusted under 35 U.S.C. 154(b) by 0 days.
 This patent is subject to a terminal disclaimer.

(Continued)

(21) Appl. No.: **13/031,296**

(22) Filed: **Feb. 21, 2011**

Primary Examiner — Thomas Dixon
Assistant Examiner — Benjamin S Fields

(65) **Prior Publication Data**

US 2011/0145145 A1 Jun. 16, 2011

(74) *Attorney, Agent, or Firm* — Brian S. Steinberger; Law Offices of Brian S. Steinberger, P.A.

Related U.S. Application Data

(60) Division of application No. 12/709,158, filed on Feb. 19, 2010, now Pat. No. 7,912,786, which is a division of application No. 12/012,300, filed on Feb. 1, 2008, now Pat. No. 7,668,780, which is a division of application No. 10/027,035, filed on Dec. 27, 2001, now Pat. No. 7,415,442, which is a continuation-in-part of application No. 09/965,510, filed on Sep. 26, 2001, now abandoned.

(60) Provisional application No. 60/235,782, filed on Sep. 26, 2000.

(51) **Int. Cl.**
G06Q 40/00 (2012.01)

(52) **U.S. Cl.** **705/43; 705/35**

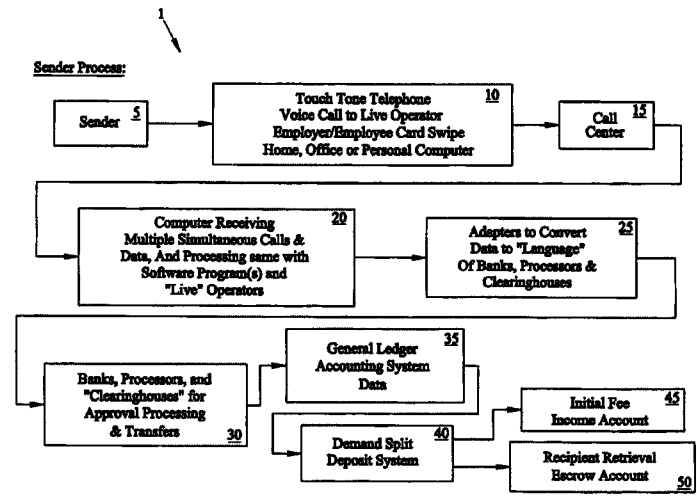
(58) **Field of Classification Search** **705/43, 705/35**

See application file for complete search history.

(57) **ABSTRACT**

Money transfer system authorizing an escrow agent computer electronically by touch-tone telephone, computer modem, P.O.S.(point of sale) terminal, live operators, to send cash transfers from a sender's account such as their credit, debit, bank, or ATM card, or a bank account, to a recipient who accesses the money at any remote ATM type location or P.O.S.(point of sale) terminal by using cards such as a specialized magnetic cards, credit cards, debit cards, and automated teller machine(ATM) card, at anytime and anywhere. Senders can authorize the transfer by touch-tone and PIN (personal identification number) secure codes. The system can operate without pre-existing relationships, and monitor transactions and take surcharges based on transfer amounts, and use a cards tethered to ATM machines and be used with double magnetic sided cards.

92 Claims, 12 Drawing Sheets



US 8,131,643 B2

Page 2

U.S. PATENT DOCUMENTS							
5,991,748	A	11/1999	Taskett	6,736,314	B2	5/2004	Cooper
6,000,608	A	12/1999	Dorf	6,761,309	B2	7/2004	Stoutenburg
6,012,048	A	1/2000	Gustin	6,769,605	B1	8/2004	Magness
6,032,136	A	2/2000	Brake	7,177,838	B1	2/2007	Ling
6,039,250	A	3/2000	Ito	7,249,099	B2	7/2007	Ling
6,044,360	A	3/2000	Picciallo	7,328,189	B2	2/2008	Ling
6,061,664	A	5/2000	Pieterse	7,363,265	B2	4/2008	Horgan
6,161,121	A	12/2000	Hardy	7,376,621	B1	5/2008	Ling
6,189,787	B1	2/2001	Dorf	7,603,311	B1	10/2009	Yadav-Ranjan
6,502,747	B1	1/2003	Stoutenburg	2001/0037290	A1	11/2001	Lai
6,554,184	B1	4/2003	Amos	2005/0246541	A1	11/2005	Ginter
				2007/0078762	A1	4/2007	Triola

Fig. 1

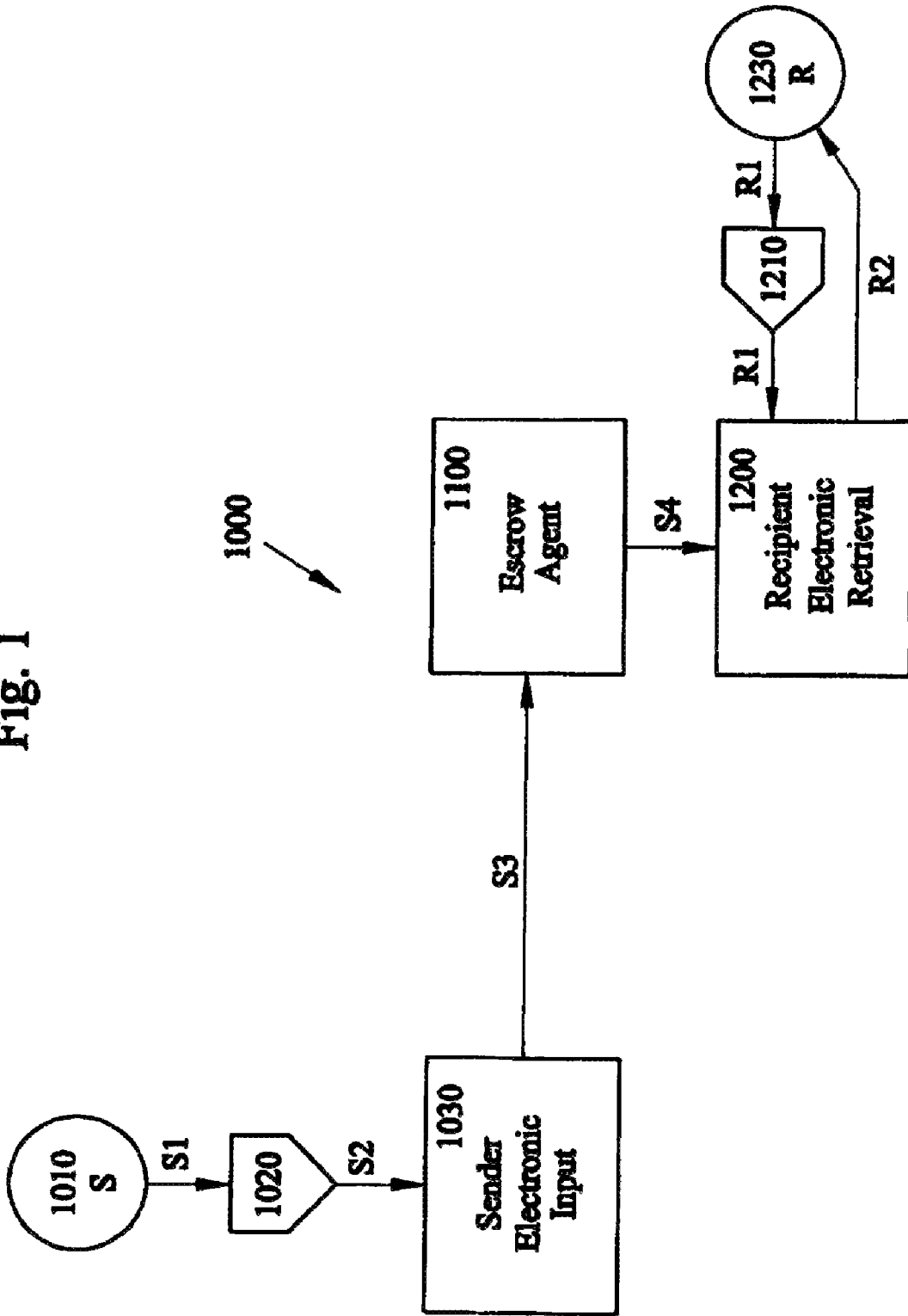


Fig. 2A

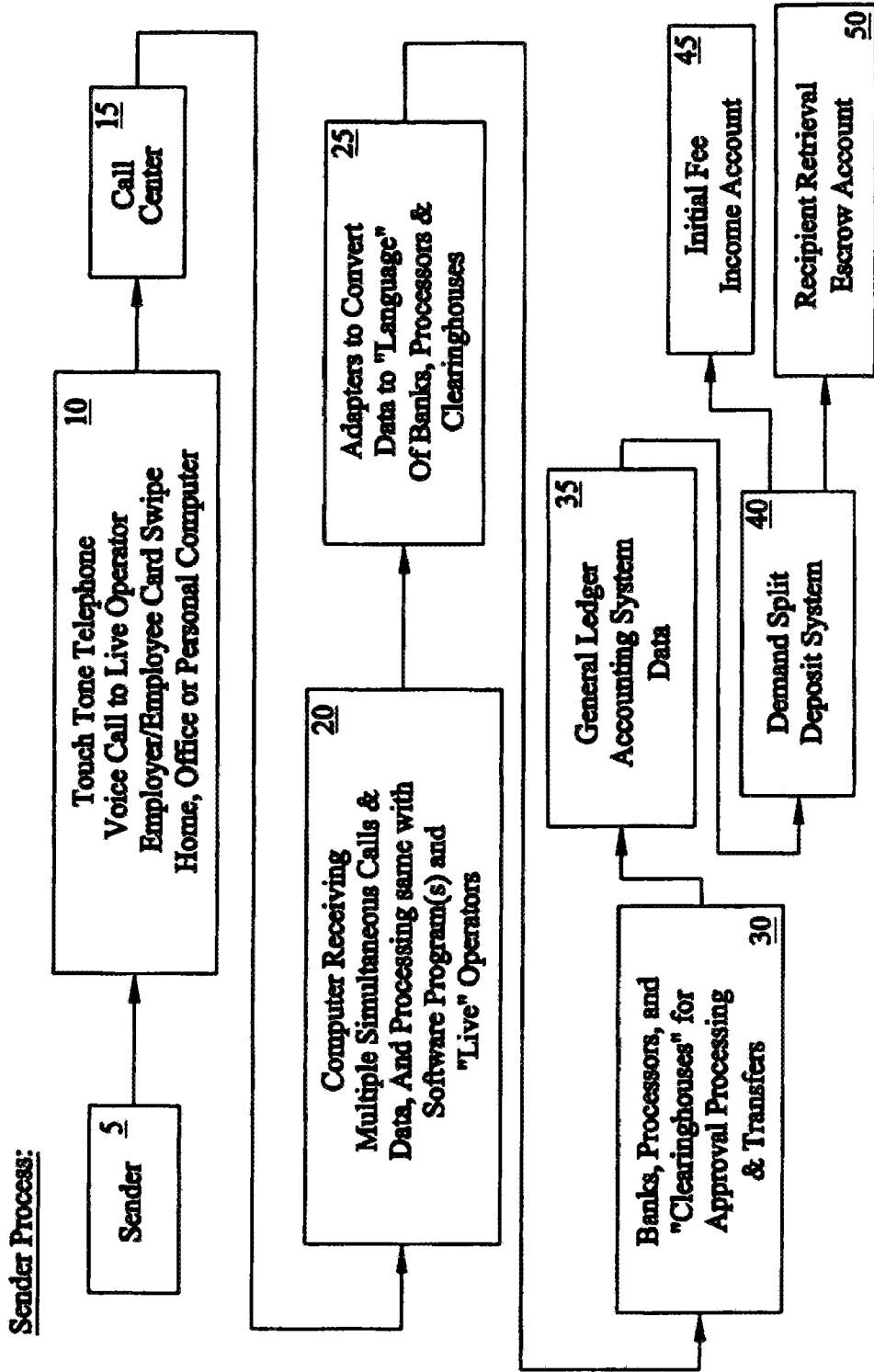


Fig. 2B

60 ↗

Recipient Process:

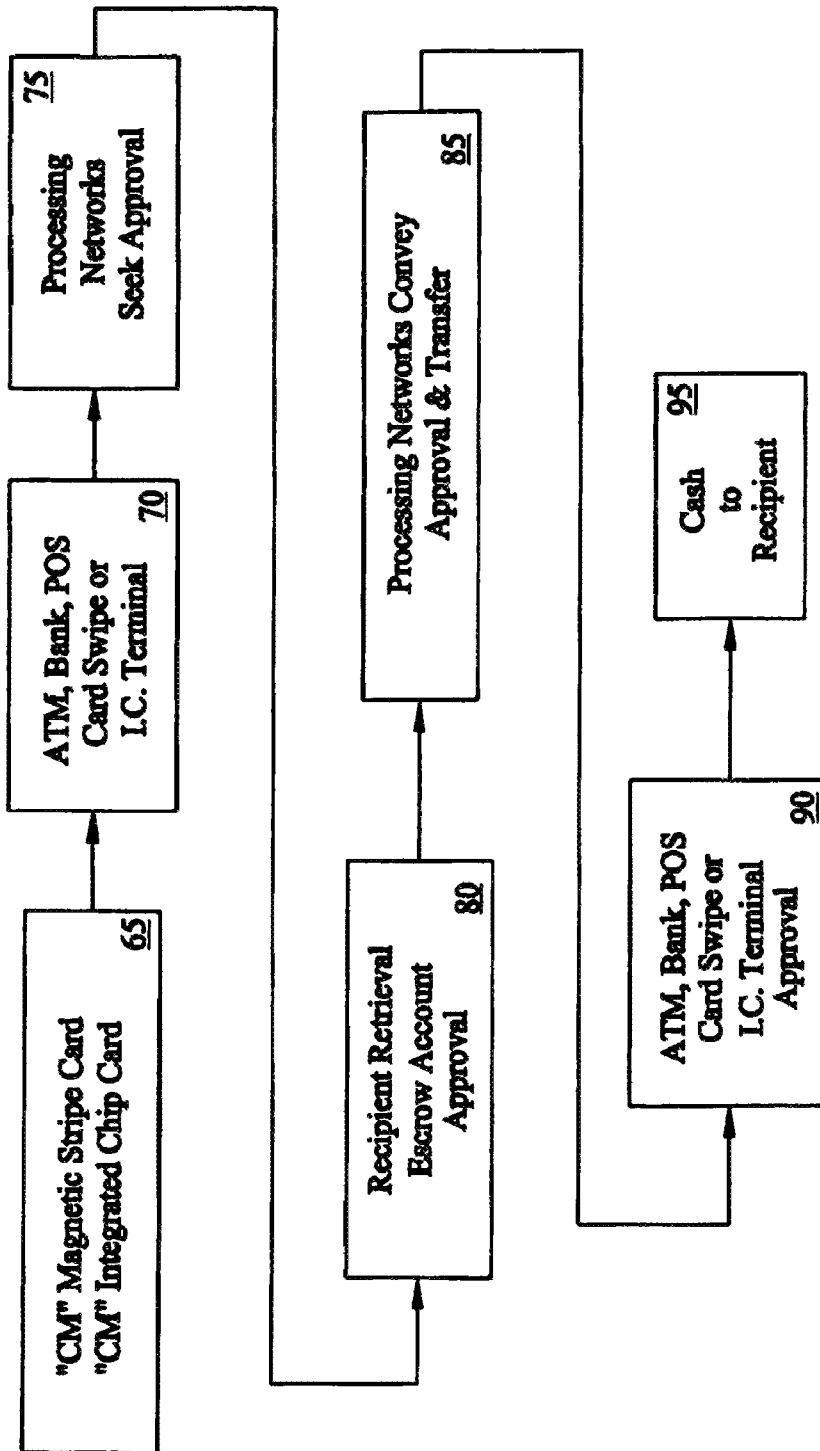


Fig. 3A

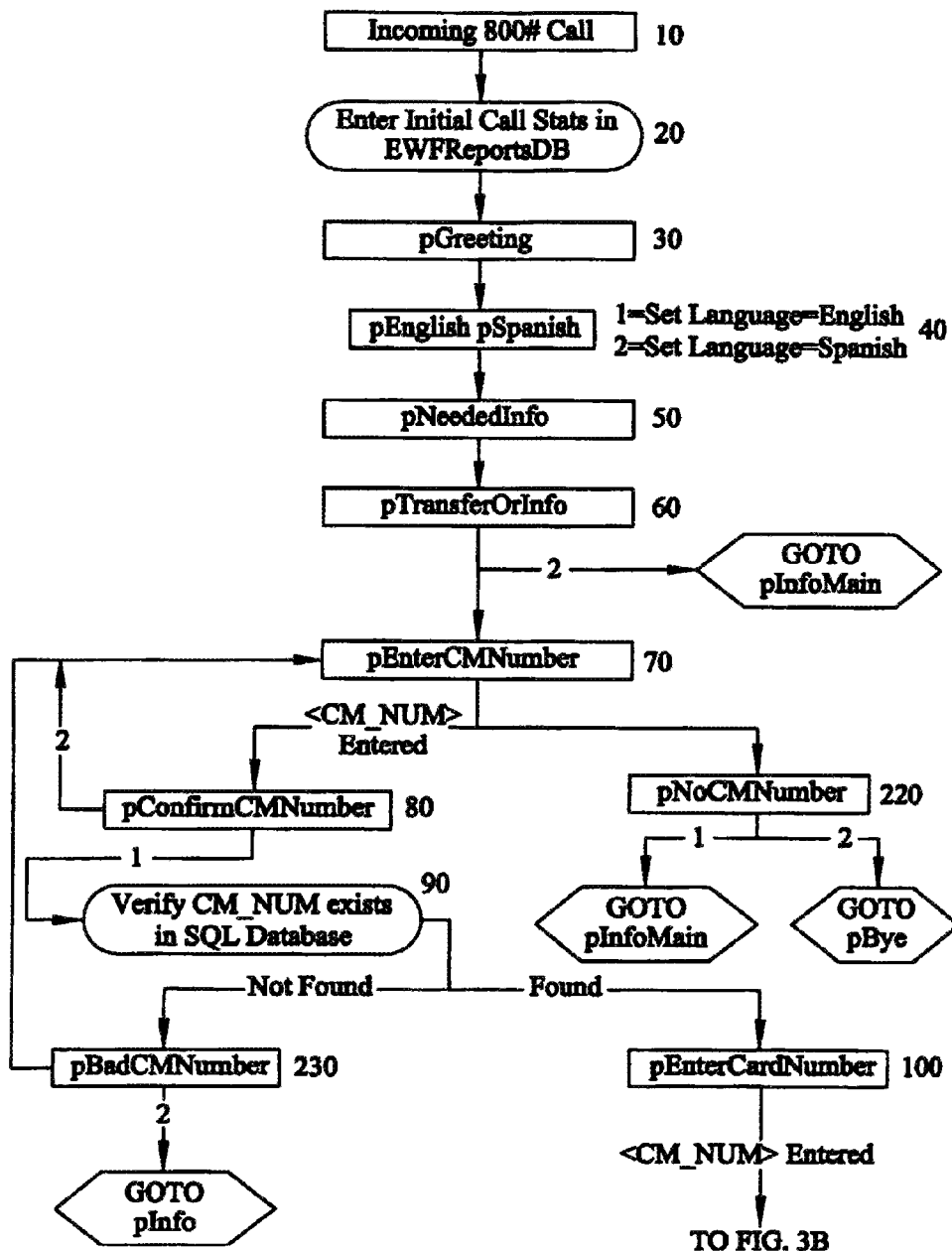
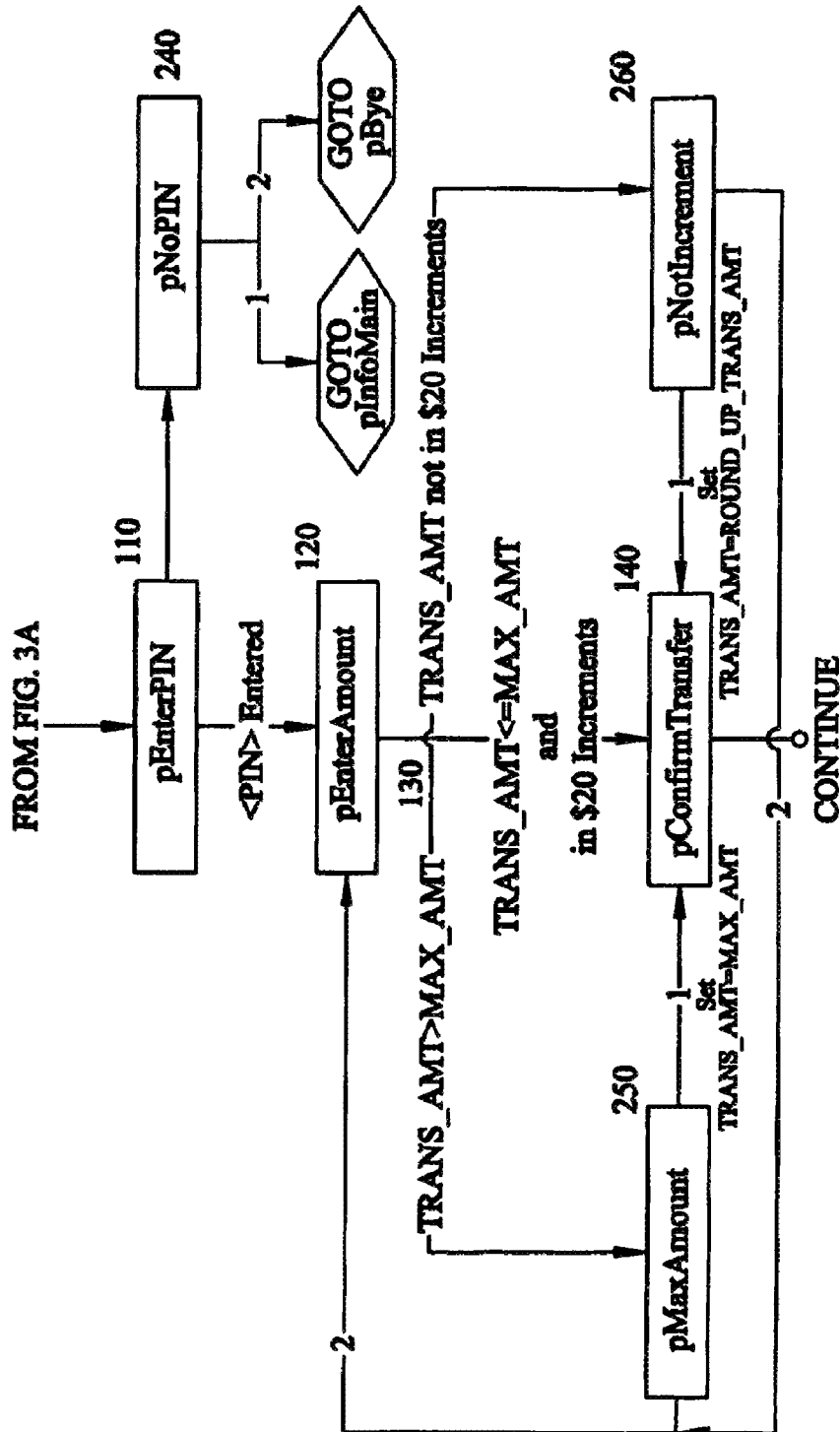


Fig. 3B



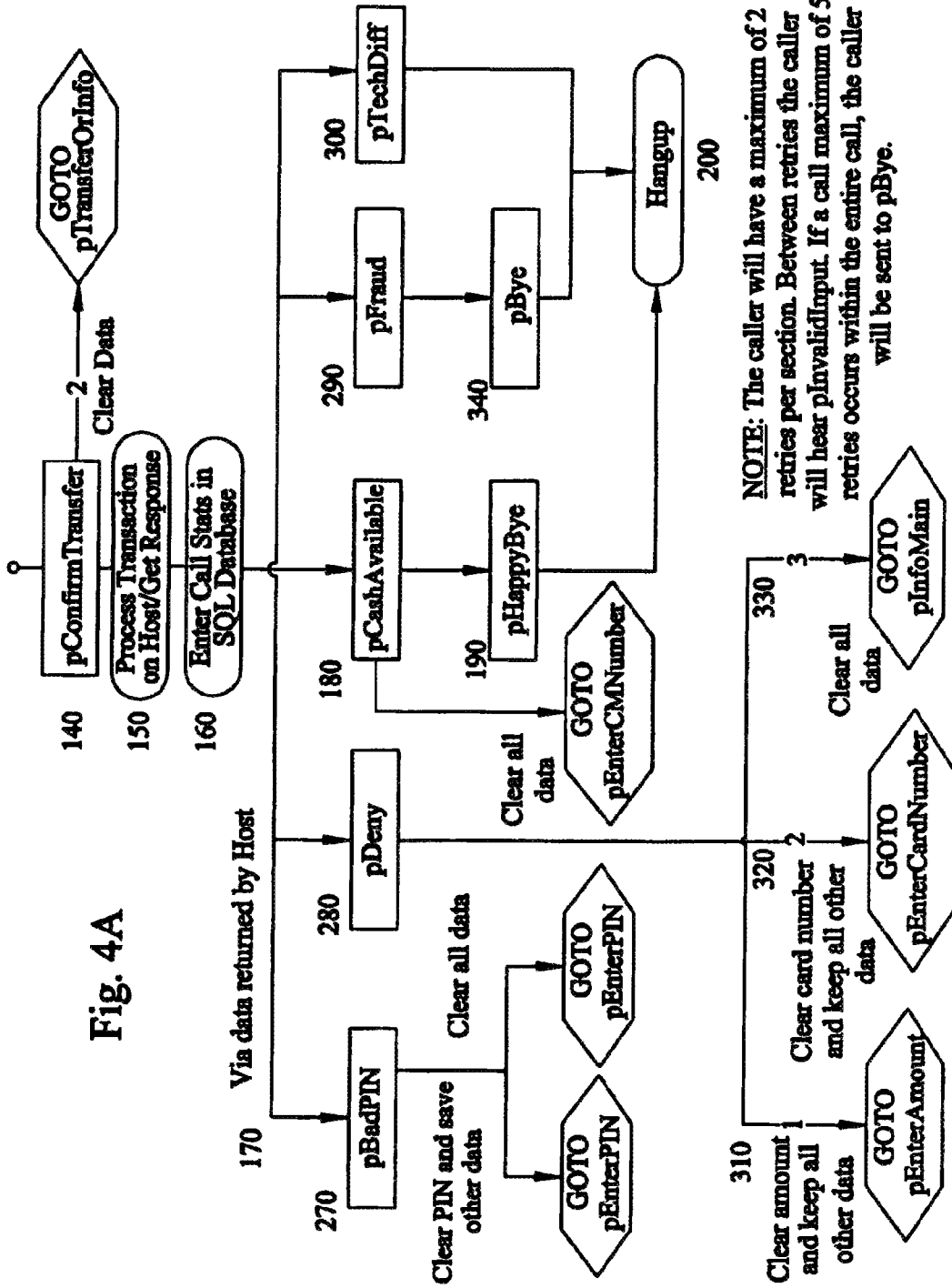
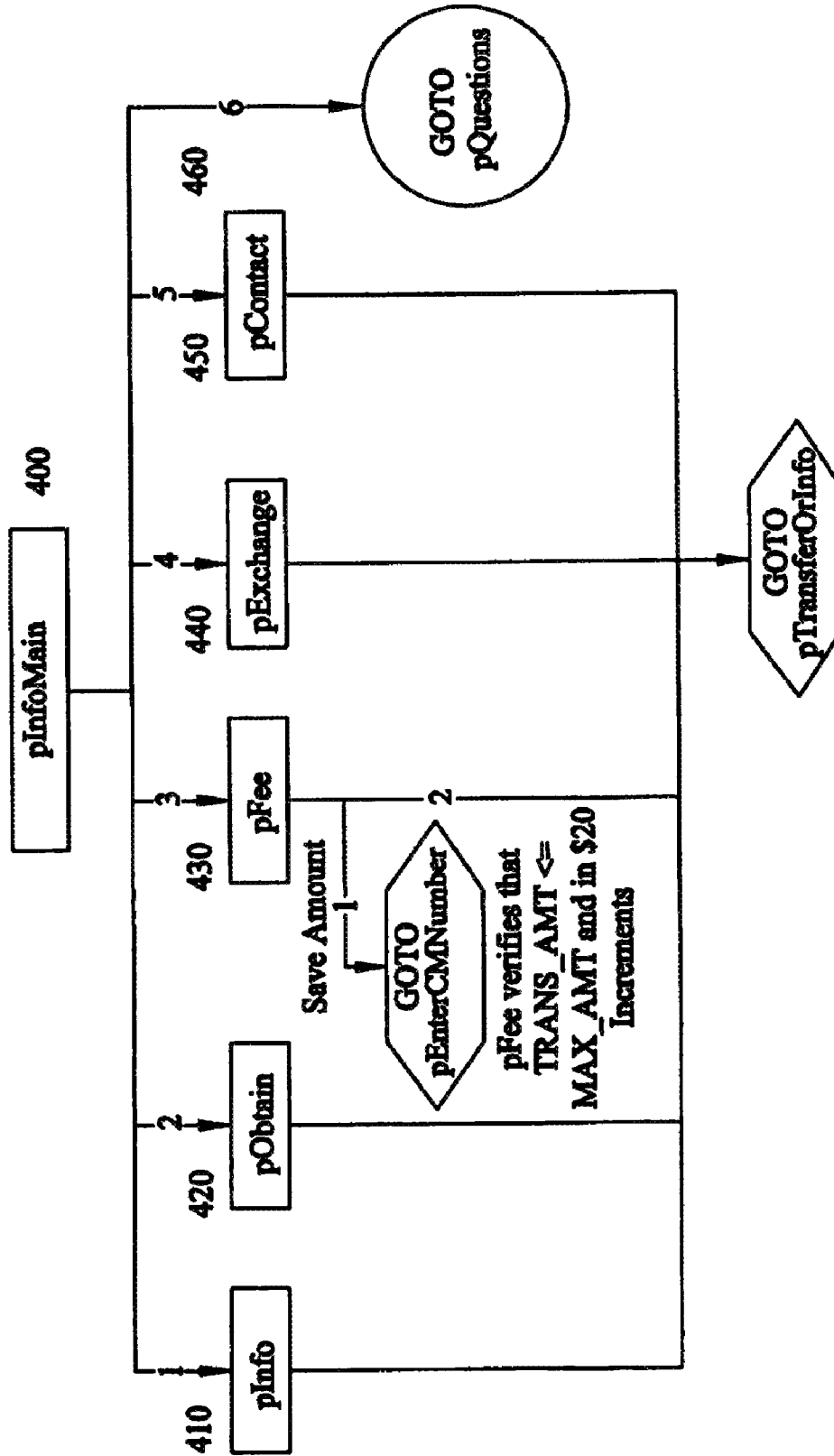


Fig. 4A

Fig. 4B



NOTE: For security reasons, in order to attempt funds transfer to a different CM account or cancel a transaction, the caller needs to enter the Card previously used and PIN.

Fig. 4C

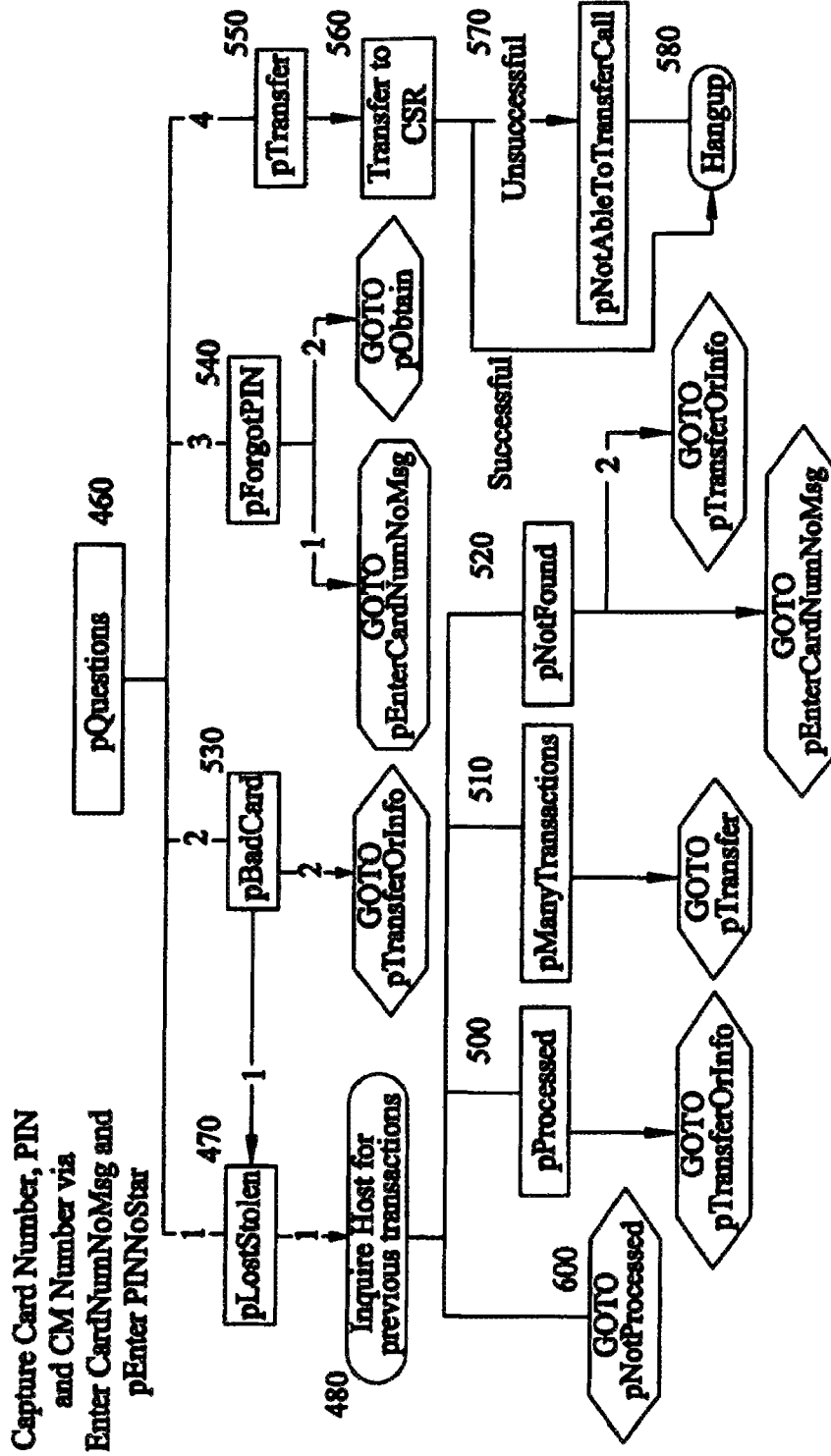


Fig. 4D

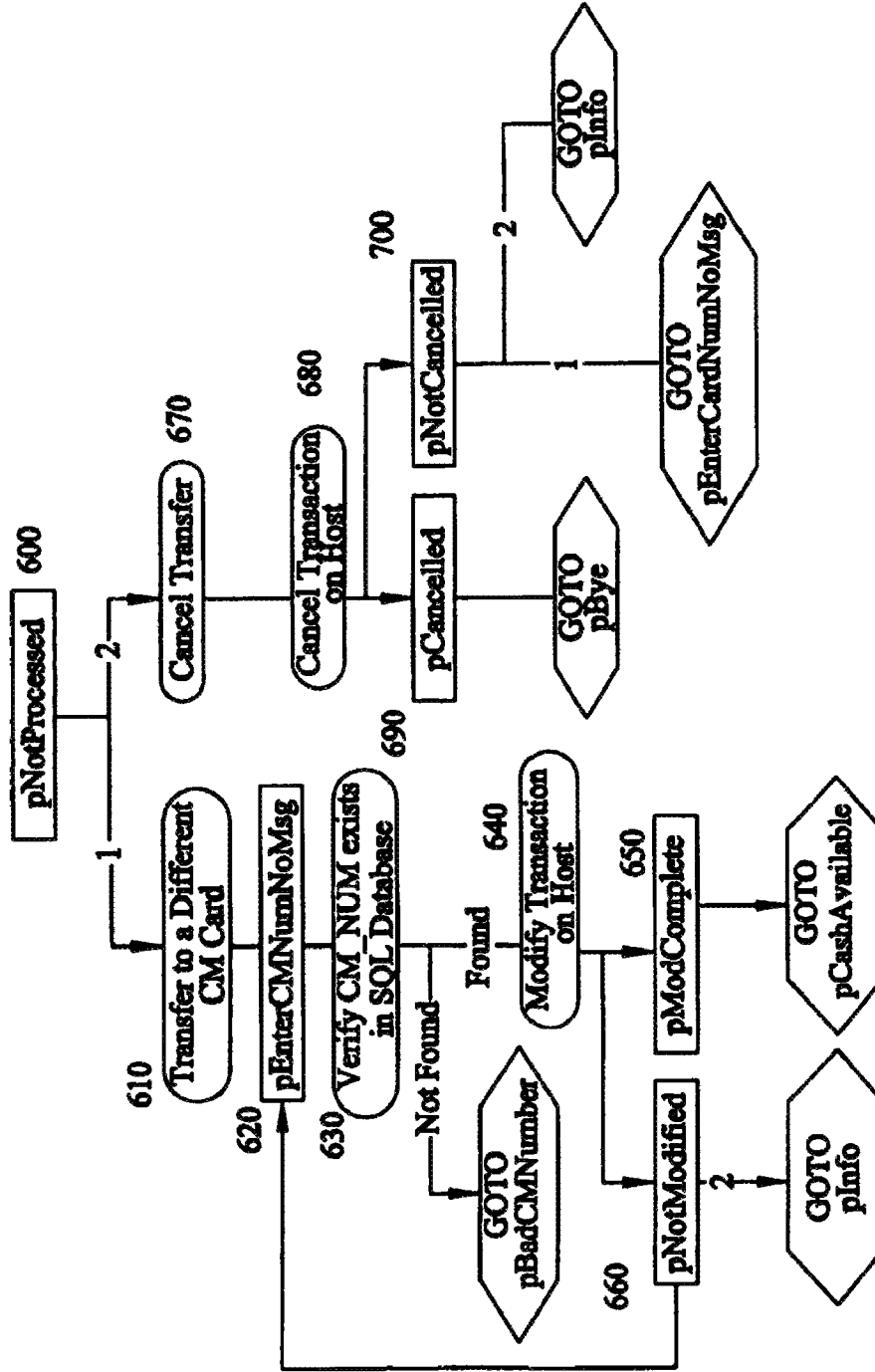


Fig. 5

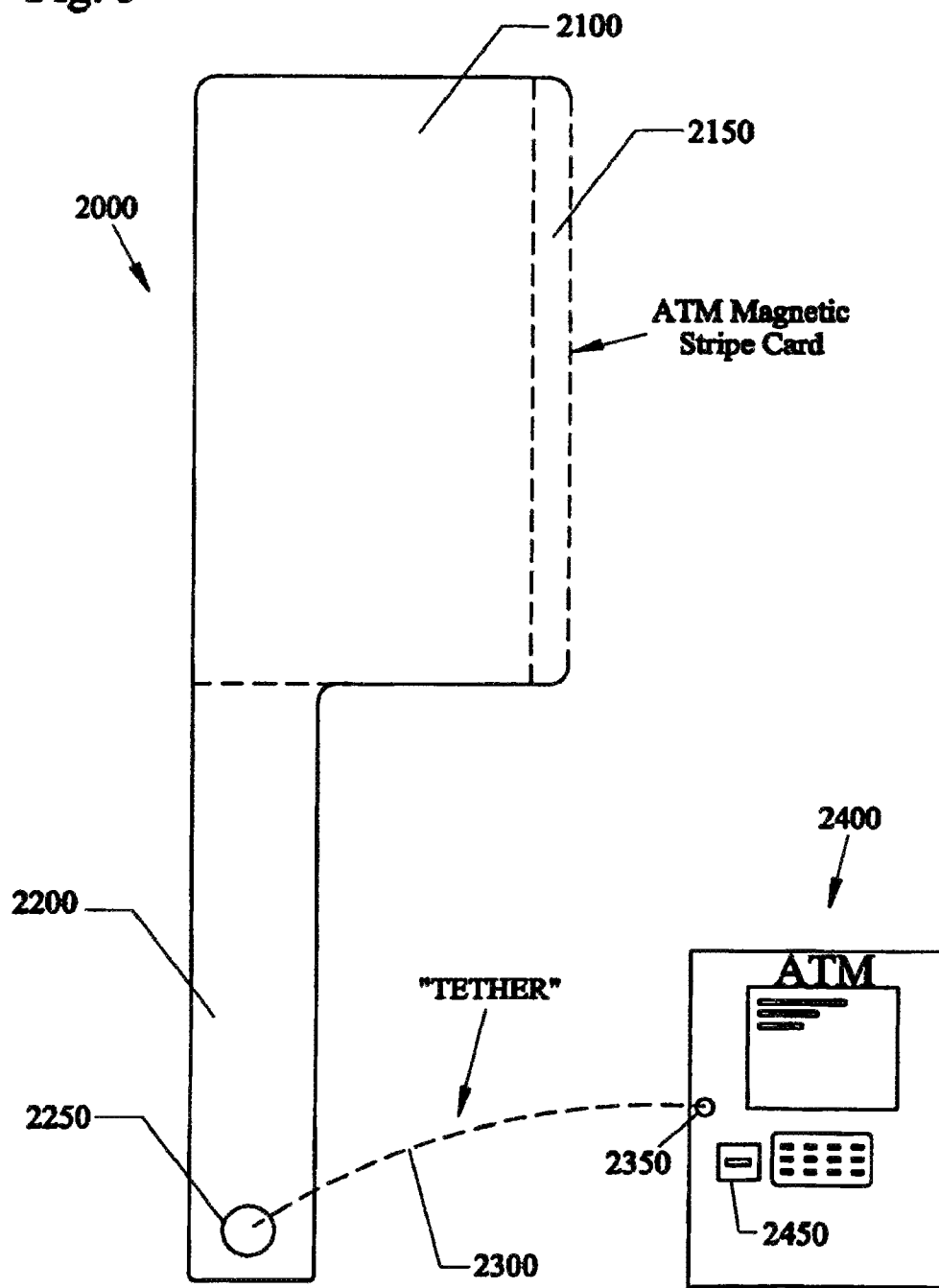
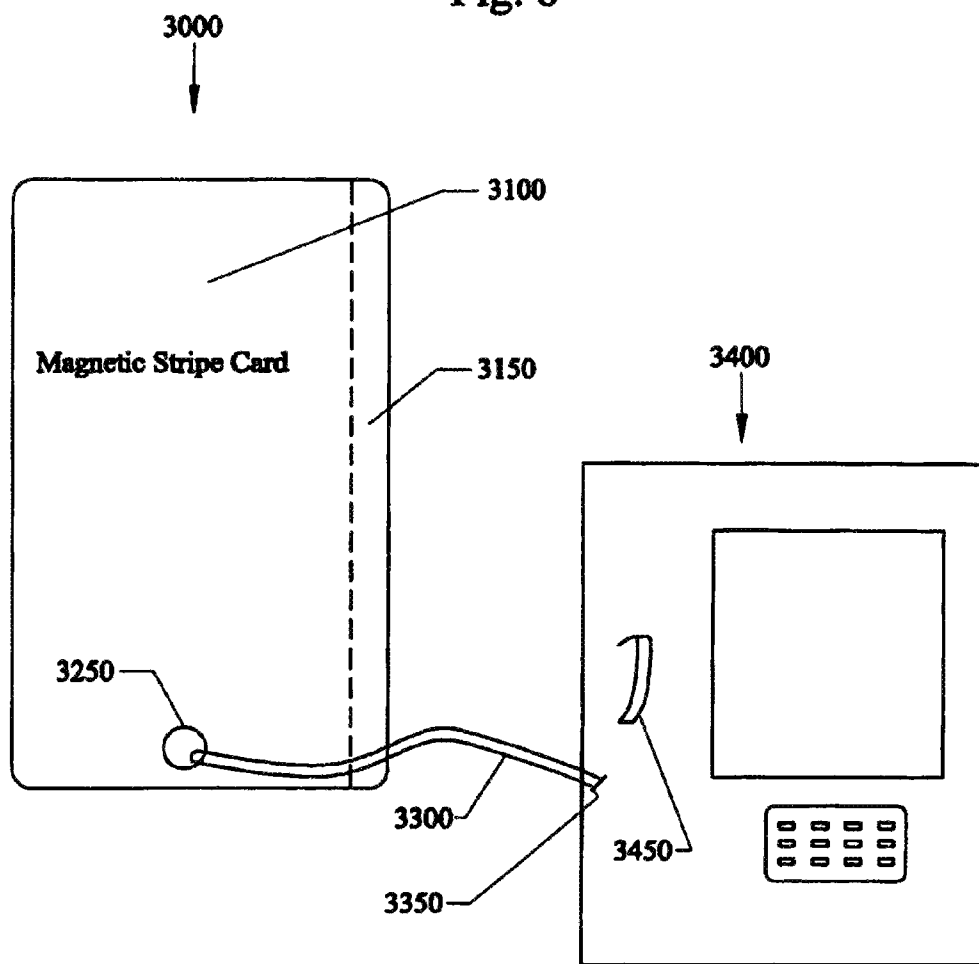




Fig. 6





US 8,131,643 B2

1

INTEGRATED TECHNOLOGY MONEY TRANSFER SYSTEM

This invention is a divisional application of Ser. No. 12/709,158 filed Feb. 19, 2010 now U.S. Pat. No. 7,912,786, now allowed, which is a divisional application of Ser. No. 12/012,300 filed Feb. 1, 2008, now issued as U.S. Pat. No. 7,668,780, which is a divisional application of Ser. No. 10/027,035 filed Dec. 27, 2001, now U.S. Pat. 7,415,442, which is a Continuation-in-part of application Ser. No. 09/965,510 filed Sep. 26, 2001, now abandoned, which claims the benefit of priority to U.S. Provisional application Ser. No. 60/235,782 filed Sep. 26, 2000.

FIELD OF INVENTION

This invention relates to money transfers, and in particular to a method and system for quickly and easily sending cash from one party via electronic mediums such as phones and computer modems using one of a credit card, debit card, ATM (automated teller machine) card, and/or a bank card and/or bank checking account and/or bank savings account, to a party who can access an electronic retrieval site by using a specialized card, credit card, debit card, or ATM card account, and the like.

BACKGROUND AND PRIOR ART

There are existing services available to initiate remote cash disbursements. For example, Western Union and Money Gram currently service more than 90% of the market for sending remote cash disbursements from one party to another. In 1997 alone, there were an estimated 48 million money transfers from Western Union, and approximately 9 million money transfers from MoneyGram, with the total amount of funds transferred being over \$17 billion dollars, and the average transfer amount being approximately \$300.00 with each transfer having an average transfer fee of approximately \$29.00. In addition to the high transfer fee costs, there are other problems with these known services: For example, both Western Union and Money Gram offer limited hours of availability and a limited number of cash disbursement locations for the recipient. In 1997 there were approximately 40,000 Western Union locations worldwide and approximately 69,000 planned MoneyGram locations. Thus, if a location is not near a sender and a recipient, delays and inconvenience are common results of using these services. These services further require having paid persons at the cash location pickup sites, that add additional expenses to their use.

Over the years, various types of patents have been proposed for using debit type cards for money transfers. See for example, U.S. Pat. No. 4,837,422 to Dethloff et al.; U.S. Pat. No. 5,350,906 to Brody et al.; U.S. Pat. No. 5,884,290 to Smorodinsky et al.; U.S. Pat. No. 5,953,710 to Fleming; U.S. Pat. No. 5,991,748 to Taskett; U.S. Pat. No. 6,032,136 to Brake, Jr. et al.; U.S. Pat. No. 6,044,360 to Picciallo; and 6,061,664 to Pieterse et al.

Dethloff '422 discloses a multi-user card where one party can assign cash values to the cards for being used by third parties having access to PIN type numbers, and is primarily limited to being an IC (integrated circuit) card and not to a card that uses a magnetic type stripe. Additionally, this patent requires that users possess related cards in advance of needing a money transfer

Brody '290 describes using a magnetic type card where a sponsor can allow a remote user a selected PIN number and use of a money transfer by card/account of an issuer. Brody

2

'290 generally requires "sponsors", which are generally retail type outlets to sell pre-programmed cards or to place amounts on the magnetic cards by store clerks. Additionally, this system would require ATM (automated teller machines) having programs to transfer money from the issuer account to a sub-account and to an ATM in the same "sponsor" chain having that program.

Smorodinsky et al. '290 describes a money transfer system for paying bills using intercoupled computers, that requires pre-arranged accounts billing payment authorization between three computers.

Fleming '710 describes a system in which a credit or debit card issuer can issue a parent held card and one or more pre-linked child held cards, where the parent can control the available funds accessible by the child held cards. This system requires that the cards be linked by a pre-arrangement relationship to each other.

Taskett '748 describes a combined prepaid telephone type card and "transaction instrument" (credit or debit card) for allowing fund transfers from the "transaction card" to the prepaid telephone type card, and requires a pre-existing type connection and/or pre-existing link between the credit/debit card and the prepaid telephone type card.

Brake, Jr. et al. '136 describes a prepaid telephone card or gasoline type card which can have a secondary use as a credit card, but is not used as a money transfer card.

Picciallo '360 describes a magnetic card system where the cards can be given to third parties and charged remotely but require "pre-established customer accounts", for the transfers, and further requires the recipient to have a card pre-correlated to a secondary (or sub-account) of the pre-established fund holding account.

Pieterse et al. '664 describes a rechargeable type smart card system primarily for electronic orders and payments and can use magnetic type cards, but not for money transfer type services.

Thus, the need exists for an improved system for transferring money to remote locations.

SUMMARY OF THE INVENTION

A primary objective of this invention is to provide a method and system for sending money transfers such as cash between a sender and a remotely located recipient without a pre-established relationship, such as an account link, between the parties.

A secondary objective of this invention is to provide a method and system for sending money transfers such as cash between a sender and a remotely located recipient automatically in other than the currency of origin, at the current foreign rate of exchange at the time of the payout.

A third objective of this invention is to provide a method and system for sending money transfers such as cash between a sender and a remotely located recipient, that has the safety and security of a bank escrow account acting as an agent between the parties.

A fourth objective of this invention is to provide a method and system for sending money transfers such as cash between a sender and a remotely located recipient where a deposit is made to a safe escrow account under an escrow contractual agreement which allows for payout upon proper transmission of the account number by the recipient.

A fifth objective of this invention is to provide a method and system for sending money transfers such as cash between a sender and any remotely located recipient, anywhere, and anytime.

US 8,131,643 B2

3

A sixth objective of this invention is to provide a method and system for sending money transfers such as cash between a sender and a remotely located recipient having lower costs than traditional services such as Western Union, MoneyGram, and the like.

A seventh objective of this invention is to provide a method and system for sending unplanned money transfers such as emergency cash from anyone, anytime, anywhere to another party without any pre-arrangement existing between the sender and the recipient, the sender and the escrow agent middlemen, and the recipient and escrow agent middlemen.

An eighth objective of this invention is to provide a method and system for sending money transfers such as cash from one party to another where a cash management escrow agent enables the transfer to be automatically and simultaneously transferred for payment through an ATM (automated teller machine).

A ninth objective of this invention is to provide a method and system for sending money transfers such as cash between a sender and a remotely located recipient having access to a magnetic cash card, such as a debit card, a credit card, and/or an ATM (automated teller machine) card.

The tenth objective of this invention is to provide a method and system for sending money transfers such as cash from a sender to a remotely located recipient, with the sender only needing access to a debit card, credit card, bank card, and/or ATM (automated teller machine) card, and/or bank checking and/or bank savings account for the transfer.

The eleventh objective of this invention is provide a method and system for sending money transfers such as cash from a sender to a remotely located recipient that uses a magnetic card, and without requiring the use of "smart card" integrated circuit (IC) card technology.

The twelfth objective of the invention is to provide a method and system for using double magnetic sided cards to retrieve cash from senders with one stripe and to use the other striped side for other transactions such as for a phone card, credit card, debit card, and the like.

A preferred example of using the invention system allows for a sender to use a touch-tone telephone, a P.O.S. (point of sale) terminal, a computer modem and the like, to authorize a central escrow agent such as a national bank to apply funds from the sender's account such as their credit card, bank card, debit card, ATM (automated teller machine) card, bank checking account, bank savings account and the like, to a recipient at a remote location. The recipient can visit any ATM site and use a magnetic card such as a specialized magnetic card, their credit card, bank card, ATM card, or debit card to immediately and automatically retrieve the money transferred funds.

Sender of Money Transfer Using System can authorize the transfer as follows:

1. Sender uses a touch-tone telephone to call a toll-free CM (cash magic) number.
2. Call Center computer answers the call with several 'preliminary' prompts:
English/Spanish, fee structure—if desired, terms of transactions, etc.
3. If you have a Credit Card, Debit Card or ATM Card with a PIN number and are ready to transfer the cash—Press 1.
4. Please enter the amount you want made available from an ATM in multiples of (for example) \$20.00 (e.g., \$300) then press the pound (#) sign.
5. Computer program computes charge.
6. The total amount which will be charged to your card will be (for example, \$320). Press 1 to continue.

4

7. Please enter your Credit Card, Debit Card or ATM Card number.

8. Please enter your PIN number.

9. Please enter the CM card number to be used for withdrawal or Press the pound (#) sign if you want to transfer to any CM card with a PIN number to be assigned.

10. If card number entered:

The computer processes the transfer from the caller's Credit Card, Debit Card or ATM Card and "deposits" the face amount plus the reserve for a possible ATM surcharge and the network processing fees to an "Escrow Account" with, for example, a 9-digit account number composed of the last 5-digits of the card number plus the 4-digit PIN number. The balance goes to the general income account.

11. If the pound sign (#) is pressed:

The computer assigns a random account number described as a PIN number, advises the caller of the number and asks the caller to enter the number to confirm the recorded number then the pound (#) sign to complete the transaction. The computer processes the transfer from the caller's Credit Card, Debit Card or ATM Card and "deposits" the face amount plus the reserve for a possible ATM surcharge and network processing fees to an "Escrow Account" with the PIN number to complete the account number and the balance to the general income account.

Recipient Using The Invention System to Withdraw Money

1. Recipient inserts CM (cash magic) card, follows withdrawal prompts and enters for example, the PIN number.
2. CM computer program authorizes ATM pay-out, which virtually simultaneously occurs, ATM surcharge payment, if any, and payment of network processing fees.
3. Computer then transfers the excess reserve to the invention's "Excess Transfer Reserve Income Account."

Other miscellaneous information such as instructions to use the system, lost card and refund information, and the like can also be accessed by the users to this system.

For each user of a Cash Magic (CM) magnetic card.

A. For example, 4-digit PIN number can be permanently assigned each CM card, thereby becoming, when prefaced with the last, for example, 5 numbers individually assigned to each card, a, for example, 9-digit account number accessible by that card and the, for example, 4-digit PIN number. A second account can be accessible with any card and an account number referred to, and utilized at an ATM, as a PIN number.

B. The entry of a wrong PIN number at an ATM, or in a call center balance inquiry, will prompt a request that the correct PIN number be entered. If approximately two or more entries are not correct the transaction will be terminated and the card suspended for 1 hour to prevent fraudulent searching. Additional use(s) of the card with an incorrect PIN number can result in revocation of that card.

C. After, for example, approximately 48 hours, the intended recipient, with the CM card and the PIN number or the sender with the sender card number, can by phone or mail request CM to close the account and to send a check for a complete refund of the full amount paid by the sender, or such amount as may remain in the account due to only partial pay-out because of an ATM limitation, or because the international exchange rate caused payment only to the nearest foreign money multiple.

US 8,131,643 B2

5

D. Any 'Transfer Money' left in the "Escrow Account" at the expiration of, for example, 5 years can be donated to a charity such as the American Cancer Society, and the like.

E. Cash can also be received from cooperative stores or banks which could "swipe" the card and put through a charge for the amount available to the recipient plus a fee reserved for the highest potential ATM surcharge or a portion of the same, thereby earning a fee for handling the transaction and paying out the cash. The customers can enter their own PIN number on the keypad as they presently do when utilizing any Debit Card's PIN number to make a purchase. Supermarkets and other businesses presently offer additional cash withdrawal which is added to the amount charged to the card. Signs offering to pay-out CM transfers are anticipated to be well received by businesses since it will result in additional income and additional potential customers with cash in hand inside their establishment.

The recipient can use a magnetic card entitled a Cash Magic (CM) card or a similar or different entitled card to use the invention. Additionally, the recipient of the money transfer can use a debit card, credit card, bank card, and ATM (automated teller machine) card to access the money transfer funds.

A tethered magnetic card can be fixably tethered at remotely located ATM (automatic teller machines) so that money transfer recipients do not need to carry a magnetic card with them.

Additionally, the card can have magnetic stripes on both sides for allowing for various uses of the card as needed. For example, one card can be used as a cash magic card, and the opposite side of the card can be used as a phone card, and the like.

Further objects and advantages of this invention will be apparent from the following detailed description of a presently preferred embodiment which is illustrated schematically in the accompanying drawings.

BRIEF DESCRIPTION OF THE FIGURES

FIG. 1 shows an overview of a preferred embodiment of the novel invention.

FIG. 2A shows an example of a Sender Process flow chart for the invention.

FIG. 2B shows an example of a Recipient Process flow chart for the invention.

FIG. 3 shows a detailed call flow chart of the invention.

FIG. 4A shows the pConfirm Transfer flow chart portion of the invention.

FIG. 4B shows the pinfoMain flow chart portion of the invention.

FIG. 4C shows the pQuestions flow chart portion of the invention.

FIG. 4D shows the pNotProcessed flow chart portion of the invention.

FIG. 5 shows a modified magnetic card that can be used with the subject invention.

FIG. 6 shows another modified magnetic card that can be used with the subject invention.

FIG. 7A shows a front side of a novel double magnetic striped card for use with the invention.

FIG. 7B shows a back side of the double magnetic striped card of FIG. 7A.

DESCRIPTION OF THE PREFERRED EMBODIMENT

Before explaining the disclosed embodiment of the present invention in detail it is to be understood that the invention is

6

not limited in its application to the details of the particular arrangement shown since the invention is capable of other embodiments. Also, the terminology used herein is for the purpose of description and not of limitation.

As stated in the background of the invention in 1997, there were at that time approximately 40,000 Western Union locations worldwide and approximately 69,000 planned MoneyGram locations. These known types of money transfer services would thus be limited to recipients having to locate these locations and also plan their time to be at the normal operating hours of those locations. The subject invention can use any ATM(automated teller machine) in the world. In 1997 alone there were more than 200,000 ATMs in the United States alone, more than double the number of Western Unions and MoneyGram locations at that time. Worldwide in 1997, there were more than 500,000 ATMs, which were approximately five times the number of Western Unions and MoneyGram locations. Additionally, the ATMs are generally accessible 24 hours a day, 7 days a week, and 365 days a year. The invention plans to have lower charges than the traditional Western Union and MoneyGram transaction fees.

The invention can be used with an existing bank for the deposit and withdrawal of transferred monies. The invention can even be implemented into an existing banks' use of ATMs by the leasing of their excess "white space" computer capacity. ATM usage and associated fees can be paid to the ATM owner and to network transfer and settlement service providers. The Credit Card, Debit Card or ATM Card issuer can enjoy the benefits of increased card usage. Fees for using the system can be covered by the bank and credit card issuers mailing of monthly statements.

FIG. 1 shows an overview of a preferred embodiment 1000 of the novel invention. Referring to FIG. 1, a sender 1010 can enter S1, account information from a sender account using account information from a variety of accounts such as that found on a card 1020 such as a credit card, bank card, automated teller machine (ATM) card, debit card, bank checking account, bank savings account, and the like. The sender 1010 authorizes a money transfer, such as a cash transfer, emergency funds transfer, and the like, to be taken from the sender's account, and can use a secure PIN (personal identification number). The account information, and amount of money transfer can be entered S2 via an electronic input device 1030 such as using a touch-tone telephone, a computer modem, an automated teller machine (ATM), and the like, which passes the information through transmission lines S3 such as telephone lines, wireless transmissions, and the like to an escrow agent storage site 1100 such as a national bank, repository agent, and the like. The electronic escrow agent 1100 takes the money transfer funds, and subtracts out a transfer fee, and forwards the money transfer via S4 to the recipients remotely located electronic retrieval site 1200 such as an automated teller machine (ATM), where the recipient R, 1230 can retrieve the money transfer via a magnetic card 1210 (such as a specialized Cash Magic (CM) card, credit card, debit card, bank card, or ATM card) by entering the magnetic card information (i.e. account number, and/or PIN (personal identification number) and the like) R1 to the electronic retrieval site 1200. Finally, the money transfer in the form of cash, or the like, can be retrieved, R2, by the recipient R, 1230.

The invention allows for the virtually simultaneous transfer of funds to the escrow agent with enough fees to allow for all processing fees to be deducted. The invention does not require special hardware since existing ATM terminals can easily be used with the invention.

The invention can allow a recipient to use magnetic cards such as a specialized Cash Magic card (which can initially be

US 8,131,643 B2

7

empty), credit cards, debit cards, bank cards, ATM cards, and does not require “smart card” integrated circuit (IC) technology, and thus eliminates the higher costs associated with using “smart cards”, and the limited access to “smart card” devices.

FIG. 2A shows an example of a Sender Process flow chart 1 for the invention. A sender 5 having monies who wishes to transfer the monies to a recipient party can use a contact medium 10, such as a touch tone telephone (for example using a toll free 800 number and the like) connecting to an IVR (Interactive Voice Response) system, and/or to a live operator, and/or an employer/employee card swipe, and/or with a home, office or personal computer to contact a Call Center 15. The latter routes the sender’s call to a computer 20 which receives multiple simultaneous calls and data, and processes the same in automated modes with software. Next, the system can use further adapters 25 such as computer programs to convert the incoming data to the “Language” of the existing Banks, Processors and Clearinghouses. Next, the Banks, Processors, and Clearinghouses check 30 for Approval Processing and Transfers on monies from the Sender. Next, General Ledger Accounting System Data 35 is compiled to enable a Demand Split Deposit 40 which takes monies from the Sender for processing the Initial Fee transaction to an income account 45, and sends the authorized monies transfer to a Recipient Retrieval Escrow Account 50, for later pickup by the Recipient.

FIG. 2B shows an example of a Recipient Process flow chart 60 for the invention(s). A recipient can use their “CM” (cash magic) Magnetic Stripe Card, “CM” Integrated Chip Card 65 to access a money machine 70 such as an ATM (automated teller machine), Bank Card Swipe Machine, or I.C. (integrated circuit) Terminal which passes information on the card to a Processing Network 75 to seek approval to use the card. Upon approval, the system processing networks 85 convey approval and transfer authorization to the money transfer machine 90 such as the ATM, Bank, POS Card Swipe or I.C. Terminal and cash 95 is disbursed to the Recipient.

The invention can be used with other channels of communication such as but not limited to the Internet via a Web front-end module, Wireless, Fax, and E-Mail. Other languages may also be added easily, as well as increased functionality.

With the subject invention a central bank can process the money transfer transactions which can include monetary transfers, financial security, logging, and history. Exchange rate information can also reside with the central bank.

Computers in the invention can store application specific data and application statistics, which can run on the IVR (Integrated Voice Response) computers. Customer-specific data can also reside on these computers.

The physical locations of the call centers and the IVR type computers used in FIGS. 2A-2B can be at the same or different locations. The bank computer can be at the same or different locations than the call centers and the IVR computers.

FIG. 3 shows a detailed call flow chart of the invention for a progression of one successful money transfer transaction. FIG. 4A shows the pConfirm Transfer flow chart portion of the invention. FIG. 4B shows the pinfoMain flow chart of the invention. FIG. 4C shows the pQuestions flow chart portion of the invention. FIG. 4D shows the pNotProcessed flow chart portion of the invention.

Referring to FIGS. 3 and 4A-4D, a progression of one successful money transfer through this invention begins at box 10 and concludes at box 200. At box 10, the caller using a touch-tone telephone dials a toll free number and gets routed from the call center to the invention system. At 20, initial call

8

statistics (location of caller, identity of caller, and the like) are written to a Database Server. At 30, the caller hears a greeting from the invention system. At 40, the caller is prompted to enter a number corresponding to which language they would like to hear the prompts in. This value is used to set language parameters in the application. Currently for example, 1 can be setup for English and 2 can be setup for Spanish. At 50, the caller is played the needed requirements (do they have a credit card, debit card, ATM (automated teller machine) card with PIN (personal identification number), Cash Magic card (debit type card for use with this invention). At 60, the caller is asked if they would like to transfer cash or get information on the system. At 70, to transfer cash, a 1 can be pressed, and 400 to get information, or 2 can be pressed.

At 70, the caller is prompted to enter their magnetic card number (credit card, debit card, bank card, ATM card, Cash Magic card). If the caller presses the * key because they do not know this number they go to 220. Once at 220, the caller can be told that they will need this number to transfer funds through the invention system. They are then given the option of hearing information on how to obtain a Cash Magic card, go to 420, or listen to general information on the invention’s automated system, go to 400.

At 80, the caller is read back the magnetic card number entered and asked to Press 1 to confirm, or 2 to re-enter it. At 90, the magnetic card number entered is verified in the database as a valid number on the system. If it is valid, the caller can continue. If the number is invalid, they go to 230, which will tell the caller that they need to have a valid magnetic card number to use the system. The invention will then allow the caller to enter a different number by pressing 1 or give the caller information on the Cash Magic system by pressing 2, go to 410.

At 100, the caller is next prompted to enter a credit card, ATM, or debit card number to transfer the money from. At 110, the caller is next prompted to enter the PIN (personal identification number) associated with the credit card, ATM, debit card, bank checking account, bank savings account that the money is being transferred from. If the * key is pressed, the caller does not know the PIN and goes to 240. This prompt will tell the caller that they need to know the PIN to use the invention system. The caller will be offered a choice of getting information on the invention’s automated system by pressing 1, go to 400, or exiting the system by pressing 2, go to 340, if they do not know this PIN, or to go to a live operator for assistance in making the transfer with other information.

At 120, the caller is prompted to enter the amount of the transfer in \$20 increments (while \$20 is referred here, other increment value amounts less than or greater than \$20 can be used).

At 130, the amount entered is verified to be in \$20 increments and that it does not exceed the maximum single transfer limit of the invention system. If the amount is in \$20 increments and is below the maximum single transfer limit, the caller goes to 140. If the entered amount is greater than the maximum single transfer amount, the amount is set to that limit and the caller is prompted in 250 to press 1 if this amount is acceptable or press 2 to enter a new amount. If the amount entered is not in \$20 increments, the amount is set to the next higher \$20 increment below the maximum single transfer limit and the caller is prompted at 260 to enter 1 if this amount is acceptable or 2 to enter a new amount.

Referring to FIGS. 3 and 4A, at 140, the caller is read back the transfer information and asked to confirm the transfer by pressing 1. If the caller declines the confirmation, by pressing 2, all data is cleared and the caller is returned to 60.

US 8,131,643 B2

9

At **150**, this transaction is processed by the Bank (**3 FIG. 2**). The data entered is checked for fraud, adequate account balance, PIN security, and system availability. This data is passed to the IVR computer.

At **160**, the data passed by the Bank is written to a computer for tracking by the invention system.

At **170**, depending on the data returned by the Bank, the application can take various paths. If all checks are passed, the application goes to **180**. Checks are performed to verify that several conditions do not exist. For example, if an invalid PIN was used, go to **270**. If proper credit is unavailable for this transaction, go to **280**. If the card has been marked as fraudulent, go to **290**. And if the Bank verification is unavailable, go to **300**.

At **180**, the caller is told that the transfer was successful and is prompted to enter another transfer by pressing 1, go to **70**. Or indicate that they are done, by pressing 2, go to **190**.

Box **190** refers to the system thanking the caller for using the invention system. At **200**, the application hangs up and resets the channel for the next call.

At **270**, the data returned by the Bank indicates that the PIN number used is invalid. The caller can enter the PIN again by pressing 1, go to **110**; or the caller can press 2 to get information on the invention system, go to **400**.

At **280**, the data returned by the Bank indicates that the amount entered by the caller is not available for this transaction. The caller is prompted to enter a lower transfer amount, by pressing 1 (**310**), go to **120**; use a different card to transfer the money from, by pressing 2 (**320**), go to **100**; or get information on the invention system by pressing 3(**330**), go to **400**.

At **290**, the data returned by the Bank indicates that the data entered by the caller is fraudulent. In this case, the system immediately plays the caller a goodbye message at **340** and hangs up at **200**. It is possible to also restrict the magnetic card use if this is encountered.

At **300**, in this scenario, the Bank is unavailable for transaction processing. The caller is played a technical difficulty message and then a hang up occurs at **200**.

Referring to FIGS. **3** and **4B**, when information is requested about the invention system, the processing begins at **400**.

Referring to FIGS. **3** and **4B**, at **400**, the caller enters the information branch and is prompted to enter 1 to hear general information about the system, go to **410**; enter 2 to hear information of how to obtain a Cash Magic magnetic card, go to **420**; enter 3 to hear the fee structure for a money transfer to a magnetic card (Cash Magic card, debit card, credit card, bank card, ATM card), go to **430**; enter 4 to hear International Exchange Rates, go to **440**; enter 5 to hear information on how to contact the system, go to **450**; Cash Magic; or enter 6 if you have questions about a Cash Magic transfer, go to **460**.

At **410**, the caller hears general information about the invention system and goes to **60**. At **420**, the caller hears information on how to obtain Cash Magic magnetic card and goes to **60**. At **430**, the caller is prompted to enter a transfer amount and is spoken the fee associated with this transfer amount. After this is completed, the caller is asked to enter 1 if they would like to process this transfer amount and goes to **70** to enter their Cash Magic card number. If 2 is pressed, the caller is sent to **60**. At **440**, the caller hears International Exchange rates and goes to **60**. At **450**, the caller hears contact information for system and goes to **60**.

Referring to FIGS. **1** and **4C**, at **460**, the caller can receive information to their questions. The caller is prompted to enter 1 if their Cash Magic card has been lost or stolen, go to **470**; enter 2 if the Cash Magic card does not function, go to **530**;

10

enter 3 if you have forgotten your Cash Magic PIN, go to **540**; or enter 4 to transfer to a live operator, go to **550**.

At **470** the system prompts the caller to enter their Cash Magic card number that was lost, stolen, or inoperable.

At **480**, once the caller's Cash Magic card number is entered, their transaction history is queried via the Database Computer. The results of this query determine where the caller goes next in the application. If caller has a transaction that has not been processed, they go to **600**; if the caller has a transaction that has already been processed they go to **500**; if the caller has more than one pending transaction, they go to **510**; and if the caller has no pending transactions they go to **520**.

At **500**, the caller is told that the transaction has already been processed and is sent to **60**. At **530**, the caller is spoken information regarding the bad card and is offered a choice of pressing 1, to go to the Lost/Stolen logic at **470** or press 2 to go to **60**.

At **540**, the caller is told that they need to have the Cash Magic card PIN to process a transaction on this card. The caller can the press 1 to transfer the amount to a different Cash Magic card, at **620**; or press 2 to get information on how to obtain a new Cash Magic card, go to **420**.

At **550**, the caller is told to standby while they are transferred to an operator. At **560**, the call is transferred to an operator. If the transfer is successful, go to hang up at **580**. If the transfer is unsuccessful, a prompt is spoken at **570** to tell the caller that the transfer was not able to take place and the hang up occurs at **580**.

At **570**, the invention system plays an unsuccessful transfer message and hangs up at **580** which hangs up the line and frees the channel for the next caller.

Referring to FIGS. **3** and **4D**, at this point **600**, data from the Bank indicates that the caller's transaction has not yet been processed. The caller is prompted to transfer this amount to a new Cash Magic card by pressing 1, go to **610**; or press 2 to cancel this transaction, go to **670**.

At **620**, the caller is prompted to enter the new Cash Magic account number, which is receiving the funds. At **630**, the new Cash Magic number is verified as operational in the Database. If the number entered is valid, go to **640**, if the number entered is invalid, go to **230**. At **640**, this transaction modification is sent to the Bank for processing. If successful, go to **650**; if unsuccessful, go to **660**. At **650**, the caller is told that the modification is complete and sent to **180**. At **660**, the caller is told that the modification did not take place and is sent to **410**. At **680**, the cancel transaction is sent to the Bank for processing. And if successful, go to **690**; if unsuccessful, go to **700**. At **690**, this prompt tells the caller that their transaction has been successfully cancelled and sends them to **340**.

At **700**, this prompt tells the caller the cancellation was unsuccessful. The caller is then prompted to enter 1 to try again, go to **630**; or enter 2 for more information, go to **410**(FIG. **4B**).

FIG. **5** shows a modified magnetic tethered card **2000** that can be used with the subject invention. Magnetic card **2000** can include a rectangular card portion **2100** with magnetic strip portion **2150**, and extending from one corner of the card **2100** a longitudinal thin rectangular strip portion **2200** having an aperture **2250** at the end with a flexible tether line **2300** for attaching the modified card **2000** to an ATM (automated teller machine) **2400**.

This extended-card **2000** can be attached or tethered to an ATM **2400** for use by a recipient that is not in personal possession of any magnetic card that can use an ATM machine. The extended-card **2000** can be constructed so as to have the standard and usual magnetic stripe ATM card dimen-

US 8,131,643 B2

11

sions **2100** and magnetic stripe **2150** as the first portion of the card. The extended-card **2000** can be inserted into an ATM terminal device opening or “swiped” through an ATM “card swipe” if the ATM was constructed with a “card swipe” rather than a card insertion opening. The magnetic stripe information from the tethered card **2000** can be assimilated and communicated through the presently existing and potentially future existing magnetic stripe processing devices and networks in the same manner otherwise described in this invention.

Referring to FIG. 5, extended-card **2000** can have an extension **2200** in the rear portion which will, when the extended-card is used, extend beyond a presently existing or future existing ATM magnetic card insertion opening or “card swipe” device. The extended-card can have a hole **2250** or other suitable means to have a tether **2300** that can include but not be limited to a chain, cord or other suitable tether attached to the extended portion of the extended-card **2000**.

The other end **2350** of the tether **2300** can be fixably attached to the ATM (automated teller machine) **2400** in a manner similar in principle to that presently utilized in retail stores to allow an item for sale to be displayed in a manner that permits mobility of the item for examination, while fixably securing the item to a display counter. The tether **2300** can be attached to a fixture device **2350** or other medium which can be glued or otherwise attached to the ATM **2400** or to a location suitably close to the ATM **2400** and within reach of the card tether **2300**. The ATM **2400** can be an ATM such as for example, those manufactured by INTERBOLD “I” Series, and several year old or older NCR model ATMs, in which a traditional rectangular magnetic card is completely inserted inside an access opening **2450** such as a slot or a slot with a door which closes after a rectangular card is inserted inside. With the novel card **2100**, the extended portion **2200** remains outside the slot **2450**, or in the case of a sliding door, the sliding ATM door can be stopped from closing because of the extended portion **2200**, which will not interfere with or disrupt the transaction.

Referring again to FIG. 5, the card account number including that portion described as a PIN can be communicated by the intended recipient to the sender and the transfer made to that account. Alternatively, the transfer could be made to any of the system’s primary account numbers to be accessed with the latter portion of the account number described and utilized as a PIN. In the latter application the PIN portion of the account number can be selected by the recipient or the sender and entered in the sending process in response to a suitable addition to the IVR prompts or randomly assigned by the system and communicated to the sender who will communicate same to the recipient.

The recipient can access the ATM **2400** with the tethered card **2000** and implement the receipt of the transferred cash by entering that portion of the account number described as a PIN in response to the ATM prompt for the PIN as such PIN portion of the account number has been provided for above.

FIG. 6 shows another modified magnetic card **3000** that can be used with the subject invention. Magnetic card **3000** can include a rectangular card portion **3100** with magnetic strip portion **3150**, and extending from one corner of the card **3100** and an aperture **3250** at a corner other than one having the magnetic strip **3150**. The aperture allows for a flexible tether line **3300** such as a chain, cord, and the like, for attaching the modified card **3000** to an ATM (automated teller machine) **3400**.

This novel card **3000** can be attached or tethered to an ATM **3400** for use by a recipient that is not in personal possession of any magnetic card that can use an ATM machine. The

12

extended-card **3000** can be constructed so as to have the standard and usual magnetic stripe ATM card dimensions **3100** and magnetic stripe **3150** as the first portion of the card. The novel card **3000** can be inserted into an ATM terminal device opening or “swiped” through an ATM “card swipe” if the ATM was constructed with a “card swipe” rather than a card insertion opening. The magnetic stripe information from the tethered card **3000** can be assimilated and communicated through the presently existing and potentially future existing magnetic stripe processing devices and networks in the same manner otherwise described in this invention.

Referring to FIG. 6, card **3000** can be used in both an ATM having an ATM magnetic card insertion opening or “card swipe” device. The tether **3300** can be fixably attached at one end to the magnetic card **3000**, and the other end **3350** of the tether **3300** can be fixably attached to the ATM (automated teller machine) **3400** in a manner similar in principle to that presently utilized in retail stores to allow an item for sale to be displayed in a manner that permits mobility of the item for examination, while fixably securing the item to a display counter. The tether **3300** can be attached to a fixture device **3350** or other medium which can be glued or otherwise attached to the ATM **3400** or to a location suitably close to the ATM **3400** and within reach of the card tether **3300**. The ATM **3400** can be an ATM such as for example, a magnetic card swipe model NCR model ATMs, in which magnetic strip portion **3150** of card **3000** is swiped into a swiping channel **3450** on the ATM **3400**.

Both the novel magnetic cards **2000** FIGS. 5 and **3000** FIG. 6 can be used with either slot opening ATMs, slot and sliding door version ATMs, and side swiping channel version ATMs.

As previously discussed, the invention uses magnetic cards such as credit cards, debit cards, bank cards, and ATM (automated teller machine) cards, and can use a specialized magnetic card earlier referred to as a Cash Magic card. The Cash Magic cards can be sold initially at retail stores for example, at \$3.00 and the retail stores can purchase these for example at \$1.50, giving a 100% sales profit to the merchant. Stores that presently sell another provider’s pre-paid phone card may, particularly at the outset, choose to sell only this card.

Alternatively, retail stores can also sell specialized cash magic cards combined with a phone card. For example, the Cash Magic card can have an account that can have money transferred to by a sender on one side of the card, and the other side of the card can be a phone card with for example, 20 minutes pre-paid phone time for a price of for example, \$5.00. These cards can have a magnetic stripe on each side, one for the cash transfer application and one for the phone card.

FIG. 7A shows a front side **4100** of a card **4000** having magnetic stripes on both sides. In FIG. 7A, a magnetic stripe **4150** can be located across an upper longitudinal portion of the front side **4100** of the card. On the front side **4100**, the magnetic stripe **4150** can be used for the cash magic operation.

FIG. 7B shows a back side **4200** of the card **4000** with the magnetic stripe **4250** that can be located across a lower longitudinal portion of the back side **4200** of the card **4000**. On the back side **4200** of the card **4000**, the magnetic stripe **4250** can be used for other transactions such as but not limited to being used as a phone card, a credit card, a debit card, bank card, ATM card, or a bank checking account, bank savings account, and the like. Thus, the invention can allow for a single card to be used for different transactions, that can have funds authorized by the same sender/recipient system described in the invention. Additionally, the double magnetic

US 8,131,643 B2

13

sided cards 4000 can have a cash magic side, and a separate side having pre-existing funds or separately generated funds for making transactions.

The owners of this system can sell the basic cards for a wholesale price of for example, \$2.50 giving a 100% sales profit to the merchant. The Cash Magic type cards may be purchased when needed to access an ATM, or purchased in advance for ready availability for future use.

The invention can be used by specific employers giving out Cash Magic (CM) type magnetic cards to their employees. Each employee can receive one or more CM cards. The CM computer program supplied can put an employee information format onto a computer monitor. The employer will fill in the information needed for the later determination of withholding taxes and other payroll computations. The employee can supply the CM account number, without the PIN (personal identification numbers), which is to receive the net pay. Alternatively the employee can supply more than one CM card account number and the amounts or percentages to be transferred to each. One or more CM cards can be sent, or otherwise acquired by dependent relatives, even in Mexico or another country, to receive a portion of the employee's income. The PIN number can be changed by calling a CM toll-free service center number and following the I.V.R. prompts.

The employee can put his card through the "Card Swipe" when starting work and when stopping. The CM computer program can compute the time worked, the gross pay, the deductions, and the net pay.

The "Card Swipe" can be at the employer's location or the work-site with a portable personal computer. Transfers can be made on a daily basis, or such basis as preferred by the employer. The money transfer can be implemented by calling a special toll-free number, which will access and download the payroll information into the CM computer payroll program. Alternatively, a CM website can also safely receive encrypted information from the employer's computer.

The CM (cash magic) employer computer program can transfer each employee's net pay from the employer's payroll account to the Cash Magic account. The system can deduct an agreed fee or service charge and split deposit the balance to the individual employee's CM escrow account, or accounts, accessible with the CM magnetic stripe card(s) from any ATM with the addition of the PIN number correlated to that account.

The transfer to the employee's CM (cash magic) escrow account(s) accessible from any domestic or foreign ATM can occur virtually simultaneously with the implementation by the employer. The employer can also elect to transfer withholding taxes to a CM escrow account.

The invention system can benefit employers by providing an easy to use, accurate, time saving, and inexpensive payroll system. The automated system can eliminate bookkeeping, payroll and tax computations, check writing and virtually all expenses normally associated with the employee payroll. Employer and employee statements can be acquired from the CM computer periodically and on demand.

The invention system can benefit employees by providing a quick, easy to use method to receive pay, as earned, without a traditional bank account, and to send a portion of the pay to a relative, even in another country, at low cost and without any effort.

An alternative method can also be provided for employers without computers. The CM (cash magic) invention system can also provide the necessary payroll computations. The individual employee's information can be entered by accessing a CM toll-free number and I.V.R. prompts will stimulate

14

the entry of information with a touch-tone keypad. The card swipe can then be connected to the CM program, set up for that employer, with a telephone line connection to the CM computer, which will perform all computations and transfers.

Another alternative method would be to use live or automated operators, or combinations thereof, for all or part of the process steps of the invention.

The CM employer payroll system which combines a "Card Swipe", an accounting system, a tax and payroll computation system and a virtually simultaneous ATM cash pay-out system, virtually without employer time or effort, can be an extreme improvement over all present "state-of-the-art" payroll systems. The invention can be of particular benefit to more than 35% of American adults who do not have bank accounts and to those who employ them.

A "Service Provider" using the system (such as an employer or a merchant processing a sending implementation) can accept and retain a portion of the processing fees such as a 20% service fee for the service rendered, which amount can be discounted from the CM (cash magic) fee, or refuse it as a "perk" or job benefit, to the employee or an advantage to a customer if the provider is a merchant.

Although the preferred embodiment describes using a touch-tone telephone to send the money transfer, other mediums such as but not limited to PC (personal computers) connected to modems, the Internet, merchant card swipe machines, live telephone operators, P.O.S. (Point of Sale Terminals), and automated telephone operators can also be used to authorize the sending of the money transfer.

While the invention has been described, disclosed, illustrated and shown in various terms of certain embodiments or modifications which it has presumed in practice, the scope of the invention is not intended to be, nor should it be deemed to be, limited thereby and such other modifications or embodiments as may be suggested by the teachings herein are particularly reserved especially as they fall within the breadth and scope of the claims here appended.

We claim:

1. An automated business process computer system for transferring money funds comprising: a computer system which receives, processes and transmits account information data in order to cause simultaneous money transfers from sending accounts with available funds adapted to being accessed by human senders, to receiving accounts adapted to being accessed by human recipients, wherein the computer system is adapted to being accessed by a communication medium device, wherein the computer system receives sending account information data, transfer authorization data and receiving account information data from the communication medium device, and receives, processes and transmits the data in automated modes with data receiving and transmission language through transmission lines and electronic mediums utilizing adapters when needed to transform the data received into a data language received into a data language required for processing, so that the computer system processes and causes money transfers from the sending accounts with the available funds to the receiving accounts without the necessity of a pre-established relationship between the sending account and the receiving account, and in which the computer system simultaneously repeats the computer system processes thereby causing additional transfers from different sending accounts having available funds to different receiving accounts causing simultaneous money transfers from the different sending accounts to the different receiving accounts.

US 8,131,643 B2

15

2. The system of claim 1, wherein the computer system communicates automated prompts for soliciting information data.

3. The system of claim 1, wherein the computer system receives, processes and transmits the sending account information data, the transfer authorization data and the receiving account information data, utilizing adapters when needed to transform the data received into the data language required for processing utilizing transmission lines and electronic mediums.

4. The system of claim 1, wherein the computer system receives account information data and transfer authorization data from a phone device.

5. The system of claim 1, wherein the computer system receives account information data and transfer authorization data from a computer device.

6. The system of claim 1, wherein the computer system receives account information data and transfer authorization data from an electronic input device adapted to being controlled by a live operator.

7. The system of claim 1, wherein the computer system receives the sending available funds account information data.

8. The system of claim 7, wherein the available funds account is a debit account.

9. The system of claim 7, wherein the available funds account is a debit card account.

10. The system of claim 7, wherein the available funds account is a cash card account.

11. The system of claim 7, wherein the available funds account is a credit card account.

12. The system of claim 7, wherein the available funds account is a bank account.

13. The system of claim 7 wherein the available funds account is a bank card account.

14. The system of claim 1, wherein the computer system receives the receiving account information data.

15. The system of claim 14, wherein the receiving account is a debit account.

16. The system of claim 14, wherein the receiving account is a debit card account.

17. The system of claim 14, wherein the receiving account is a cash card account.

18. The system of claim 14, wherein the receiving account is an ATM (Automated Teller Machine) card account.

19. The system of claim 14, wherein the receiving account is a bank account.

20. The system of claim 14, wherein the receiving account is a bank card account.

21. The system of claim 14, wherein the receiving account is an electronic escrow account that provides for payout upon proper transmission of an account number.

22. The system of claim 14, wherein the receiving account is a specialized card account.

23. The system of claim 22, wherein the specialized card account has a pre-assigned PIN (Personal Identification Number).

24. The system of claim 22, wherein the computer system assigns a PIN (Personal Identification Number) to the specialized card account.

25. The system of claim 22, wherein the computer system assigns a PIN (Personal Identification Number) to the specialized card account by the computer system utilizing a number received by the computer system from at least one of a sender or a recipient.

26. The system of claim 22, wherein the computer system processes and causes a transfer of money funds to the spe-

16

cialized card account that includes an amount reserved to pay an ATM (Automated Teller Machine) charge.

27. The system of claim 22, wherein money funds transferred to the specialized debit card account are accessible upon proper transmission of a specialized account number.

28. The system of claim 22, wherein, upon access of the money funds transferred to the specialized card account, any excess of an amount reserved to pay an ATM charge is transferred to an income account.

29. The system of claim 22, wherein the specialized card account is accessed on a back side of a phone card.

30. The system of claim 22, wherein the specialized card account is accessed on a back side of a credit card.

31. The system of claim 1, wherein the receiving account is accessed by a magnetic stripe card.

32. The system of claim 1, wherein the computer system prompts a sender to enter a transfer amount in multiples of at least one of: \$10.00 or \$20.00.

33. The system of claim 1, wherein the computer system receives authorization from a sender to transfer money funds from a sending available funds account of an amount to be transferred to the receiving account and wherein the money funds of an amount to be transferred to the receiving account are, by the computer system which provides for processing and communicating of the data received, caused to be transferred from a sending available funds account to a receiving account.

34. The system of claim 1, wherein the computer system communicates a transfer fee to the sending account.

35. The system of claim 34, wherein the computer system determines the transfer fee.

36. The system of claim 34, wherein the computer system receives authorization from a sender to transfer money funds from an available funds sending account of an amount to pay for the transfer fee and wherein money funds of an amount to be transferred to pay for the transfer fee are, by the computer system which provides for processing and communicating of the data received, caused to be transferred by the computer system from a sending available funds account to an income account.

37. The system of claim 1, wherein the computer system processes and causes a transfer of money funds without a pre-established relationship of an account link between an available funds account and a receiving account.

38. The system of claim 1, wherein the computer system causes a transfer of money funds from an available funds account to a receiving account which provides for account funds to be accessible from an electronic retrieval site upon proper transmission of the receiving account information data.

39. The system of claim 38, wherein the electronic retrieval site accessible with the receiving account includes an ATM (Automated Teller Machine).

40. The system of claim 38, wherein the electronic retrieval site accessible with the receiving account includes a POS (Point Of Sale) terminal.

41. The system of claim 1, wherein the computer system effects a transfer of money which is received in other than a currency of origin of the transfer.

42. The system of claim 1, wherein the computer system receives and processes multiple simultaneous transfer communications from different sending accounts causing multiple simultaneous money transfers from the different sending accounts to different receiving accounts.

43. The system of claim 1, wherein the computer system stores data selected from the group consisting of application specific data, application statistics and customer data.

US 8,131,643 B2

17

44. The system of claim 1, wherein no transaction information needs to be conveyed by the sender to the recipient.

45. A method for automatically transferring money funds, comprising the steps of: providing a computer system; providing for the computer system to be accessible by a communication medium device to receive information data related to a sending account with available funds adapted to being accessed by a human sender and information data related to a receiving account adapted to being accessed by a human recipient; and, wherein the computer system receives a communication from the communication medium and, in response to prompts from the system, receives sending account information data, transfer authorization information data and receiving account information data; and, wherein the communication authorizes the computer system to transfer money funds from the available funds account to the receiving account; and, wherein the computer system receives, processes and transmits the sending account information data, transfer authorization data and the receiving account information data utilizing adapters when needed to transform the data received into a data language required for processing utilizing transmission lines and electronic mediums; and, wherein the computer system causes money funds from the available funds account to be transferred to a receiving account without the necessity of a pre-established relationship between the sending account and the receiving account; and, wherein the computer system simultaneously repeats the computer system processes thereby causing additional transfers from different sending available funds accounts to different receiving accounts causing simultaneous money transfers from the different sending available funds accounts to the different receiving accounts.

46. The method of claim 45, wherein the computer system communicates automated prompts soliciting information data.

47. The method of claim 45, wherein the computer system receives account information data and transfer authorization data from a phone device.

48. The method of claim 45, wherein the computer system receives account information data and transfer authorization data from a computer device.

49. The method of claim 45, wherein the computer system receives account information data and transfer authorization data from an electronic input device adapted to being controlled by a live operator.

50. The method of claim 45, wherein the computer system receives the available funds account information data.

51. The method of claim 45, wherein the available funds account is a debit account.

52. The method of claim 45, wherein the available funds account is a debit card account.

53. The method of claim 45, wherein, the available funds account is a cash card account.

54. The method of claim 45, wherein the available funds account is a credit card account.

55. The method of claim 45, wherein the available funds account is a bank account.

56. The method of claim 45, wherein the available funds account is a bank card account.

57. The method of claim 45, wherein the computer system receives receiving account information data.

58. The method of claim 45, wherein the receiving account is a debit account.

59. The method of claim 45, wherein the receiving account is a debit card account.

60. The method of claim 45, wherein the receiving account is a cash card account.

18

61. The method of claim 45, wherein the receiving account is an ATM (Automated Teller Machine) card account

62. The method of claim 45, wherein the receiving account is a bank account.

63. The method of claim 45, wherein the receiving account is a bank card account.

64. The method of claim 45, wherein the receiving account is an electronic escrow account that provides for payout upon proper transmission of an account number.

65. The method of claim 45, wherein the receiving account is a specialized debit card account.

66. The method of claim 65, wherein the specialized debit card account has a pre-assigned PIN (Personal Identification Number).

67. The method of claim 65, wherein the computer system assigns a PIN (Personal Identification Number) to the specialized debit card account.

68. The method of claim 65, wherein the computer system assigns a PIN (Personal Identification Number) to the specialized debit card account by the computer system utilizing a number received by the computer system from at least one of a sender or a recipient.

69. The method of claim 65, wherein the computer system processes and causes a transfer of money funds to the specialized debit card account that includes an amount reserved to pay an ATM (Automated Teller Machine) charge.

70. The method of claim 65, wherein the money funds transferred to the specialized debit card account are accessible upon proper transmission of the specialized debit card account number.

71. The method of claim 65, wherein, upon access of the money funds transferred to the specialized debit card account, any excess of an amount reserved to pay an ATM charge is transferred to an income account.

72. The method of claim 65, wherein the specialized debit card account is accessed on a back side of a phone card.

73. The method of claim 65, wherein the specialized debit card account is accessed on a back side of a credit card.

74. The method of claim 65, wherein the specialized debit card account is accessed on a back side of a debit card.

75. The method of claim 45, wherein the receiving account is accessed by a magnetic stripe card.

76. The method of claim 45, wherein the computer system prompts a sender to enter a transfer amount in multiples of at least one of: \$10.00 or \$20.00.

77. The method of claim 45, wherein the computer system receives authorization from a sender to transfer money funds from a sending available funds account of an amount to be transferred to a receiving account and wherein money funds of an amount to be transferred to a receiving account are, by the computer system which provides for processing and communicating of the data, caused to be transferred from a sending available funds account to a receiving account.

78. The method of claim 45, wherein the computer system communicates a transfer fee to the sender.

79. The method of claim 78, wherein the computer system determines the transfer fee.

80. The method of claim 78, wherein the computer system receives authorization from a sender to transfer money funds from a sending available funds sending account of an amount to pay for the transfer fee and wherein the money funds of an amount to be transferred to pay for the transfer fee are, by the computer system which provides for processing and communicating of the data received, caused by the computer system to be transferred from the sending available funds account to an income account.

US 8,131,643 B2

19

81. The method of claim 45, wherein the computer system processes and causes a transfer of money funds by the computer system without a pre-established relationship of an account link between the available funds account and a receiving account.

82. The method of claim 45, wherein the computer system causes a transfer of money funds from an available funds account to a receiving account which provides for account funds to be accessible from an electronic retrieval site upon proper transmission of the receiving account information.

83. The method of claim 82, wherein the electronic retrieval site accessible with the receiving account includes an ATM (Automated Teller Machine).

84. The method of claim 82, wherein the electronic retrieval site accessible with the receiving account includes a POS (Point Of Sale) terminal.

85. The method of claim 45, wherein the computer system causes a transfer of money which is received in other than a currency of origin of the transfer.

86. The method of claim 45, wherein the computer system receives and processes multiple simultaneous transfer communications from different senders causing multiple simultaneous money transfers from different sending accounts to different receiving accounts.

87. The method of claim 45, wherein the computer system stores data selected from the group consisting of application specific data, application statistics and customer data.

88. The method of claim 45, wherein no transaction information needs to be conveyed by the sender to the recipient.

89. A business process computer system for transferring money funds from sending bank accounts with available funds to receiving debit card accounts comprising:

a computer system accessible to a sender's phone or computer; wherein the computer system communicates automated prompts soliciting information and; wherein the sender responses received convey sending account information data, transfer authorization data and receiving account data; wherein the available funds designated by the sender are caused, by the computer system, to be transferred from a sending bank account to a debit card

20

account without the necessity of a pre-established relationship between the sending account and a receiving account; and wherein the computer system processes and transmits the data received utilizing adapters when needed to convert the data received into a data language required for processing; and wherein the system is repeated for additional simultaneous money transfers from different sending bank accounts to different receiving debit card accounts and wherein no transaction information needs to be conveyed by the sender to the recipient.

90. A method for transferring money funds from sending bank accounts with available funds to receiving debit card accounts utilizing a business process computer system, comprising the steps of:

providing a computer system accessible to a sender's phone or computer; wherein the computer system communicates automated prompts soliciting information and; wherein the sender responses received convey sending account information data, transfer authorization data and receiving account data; wherein the available funds designated by the sender are caused, by the computer system, to be transferred from a sending bank account to a debit card account without the necessity of a pre-established relationship between the sending account and a receiving account; and wherein the computer system processes and transmits the data received utilizing adapters when needed to convert the data received into a data language required for processing; and wherein the system is repeated for additional simultaneous money transfers from different sending bank accounts to different receiving debit card accounts and wherein no transaction information needs to be conveyed by the sender to the recipient.

91. The system of claim 14, wherein the receiving account is a credit card account.

92. The method of claim 45, wherein the receiving account is a credit card account.

* * * * *

Exhibit C

Acknowledgement Receipt

The USPTO has received your submission at **14:49:10** Eastern Time on **06-MAR-2012** .

No fees have been paid for this submission. Please remember to pay any required fees on time to prevent abandonment of your application.

eFiled Application Information

EFS ID	12234996
Application Number	13031296
Confirmation Number	4630
Title	INTEGRATED TECHNOLOGY MONEY TRANSFER SYSTEM
First Named Inventor	Stephen D. Battaglini
Customer Number or Correspondence Address	23717
Filed By	Brian S. Steinberger/Michele Arsenault
Attorney Docket Number	PC-1053CIP.DIV.C
Filing Date	21-FEB-2011
Receipt Date	06-MAR-2012
Application Type	Utility under 35 USC 111 (a)

Application Details

Submitted Files	Page Count	Document Description	File Size	Warnings
PC1053CIPDIVCcvrpgs.pdf	2	Miscellaneous Incoming Letter	1926183 bytes	◆ PASS
PC1053CIPDIVCcertofcorrect.pdf	2	Request for Certificate of Correction	164523 bytes	◆ PASS

This Acknowledgement Receipt evidences receipt on the noted date by the USPTO of the indicated documents, characterized by the applicant, and including page counts, where applicable. It serves as evidence of receipt similar to a Post Card, as described in MPEP 503.

New Applications Under 35 U.S.C. 111

If a new application is being filed and the application includes the necessary components for a filing date (see 37 CFR 1.53(b)-(d) and MPEP 506), a Filing Receipt (37 CFR 1.54) will be issued in due course and the date shown on this Acknowledgement Receipt will establish the filing date of the application.

National Stage of an International Application under 35 U.S.C. 371

If a timely submission to enter the national stage of an international application is compliant with the conditions of 35 U.S.C. 371 and other applicable requirements a Form PCT/DO/EO/903 indicating acceptance of the application as a national stage submission under 35 U.S.C. 371 will be issued in addition to the Filing Receipt, in due course.

New International Application Filed with the USPTO as a Receiving Office

If a new international application is being filed and the international application includes the necessary

components for an international filing date (see PCT Article 11 and MPEP 1810), a Notification of the International Application Number and of the International Filing Date (Form PCT/RO/105) will be issued in due course, subject to prescriptions concerning national security, and the date shown on this Acknowledgement Receipt will establish the international filing date of the application.

If you need help:

- *Call the Patent Electronic Business Center at (866) 217-9197 (toll free) or e-mail EBC@uspto.gov for specific questions about Patent e-Filing.*
- *Send general questions about USPTO programs to the [USPTO Contact Center \(UCC\)](#).*
- *If you experience technical difficulties or problems with this application, please report them via e-mail to [Electronic Business Support](#) or call 1 800-786-9199.*

IN THE UNITED STATES PATENT AND TRADEMARK OFFICE

Applicant : Michael Battaglini
 Serial No. : 13/031,296
 Filing Date : 02/21/2011
 Patent No. : 8,131,643
 Issue Date : 03/06/2012
 Docket No. : PC-1053CIP.DIV.C
 Customer No. : 23717
 Title : Integrated Technology Money Transfer System

Mail Stop: Corrections Branch
 Commissioner for Patents
 P.O. Box 1450
 Alexandria, VA 22313-1450

Honorable Commissioner:

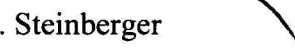
I enclose the following papers:

1. Certificate of Correction 1 page
2. Request for Certificate of Correction 1 page
- 3.

In the event that the fees are insufficient or in excess of what is required the Commissioner is hereby authorized to charge any appropriate fees under 37 CFR 1.16, 1.17 and 1.21 that may be required by this paper including any underpayments, and to credit any overpayment to Deposit Account No. 504188.

Please enter the above correspondence totaling 3 pages including the cover sheet.

Respectfully submitted,



 Brian S. Steinberger
 Attorney at Law
 PTO Registration No. 36,423
 101 Brevard Avenue
 Cocoa, Florida 32922
 (321) 633-5080 Facsimile (321) 633-9322

CERTIFICATE OF TRANSMISSION VIA THE ELECTRONIC FILING SYSTEM (37 CFR 1.6(a)(4))

I hereby certify that this paper along with any paper referred to as being attached is being transmitted on the date shown below to EFS-Web.

3/6/2012
 Date

Brian S. Steinberger
 (Name of Person Transmitting Attached Papers)


 (Signature of Person Transmitting Attached Papers)

Attorney Docket: PC-1053CIP.DIV.C

In re application of: Michael Battaglini

Patent No.: 8,131,643

Issued: 03/06/2012

For: Integrated Technology Money Transfer System

IN THE UNITED STATES PATENT AND TRADEMARK OFFICE

Mail Stop Missing Parts
Commissioner for Patents
P O Box 1450
Alexandria, VA 22313-1450


Dear Sir:

RE: Request for Certificate of Correction

Enclosed is a Certificate of Correction. The patentee requests removal and deletion of the second occurrence of the phrase "received into a data language" as an obvious error. Patentee notes the Examiner inadvertently inserted this phrase twice into former independent claim 26 in paragraph 6, page 3 of the Notice of Allowance mailed on 12/14/2011.

As such, this is a PTO error, and the patentee should not be charged for this petition for Certificate of Correction.

Respectfully submitted,



Brian S. Steinberger
Law Offices of Brian S. Steinberger
101 Brevard Avenue
Cocoa, FL 32922
321-633-5080
321-633-9322 (fax)
PTO Registration No. 36,423
Customer No.: 23717

UNITED STATES PATENT AND TRADEMARK OFFICE CERTIFICATE OF CORRECTION

Page 1 of 1

PATENT NO. : 8,131,643

APPLICATION NO.: 13/031,296

ISSUE DATE : March 6, 2012

INVENTOR(S) : Michael Battaglini, Stephen Battaglini

It is certified that an error appears or errors appear in the above-identified patent and that said Letters Patent is hereby corrected as shown below:

Column 14, lines 56-57 of patent 8,131,643

Delete second occurrence of phrase "received into a data language".

MAILING ADDRESS OF SENDER (Please do not use customer number below):

Brian S. Steinberger
101 Brevard Avenue
Cocoa, FL 32922

This collection of information is required by 37 CFR 1.322, 1.323, and 1.324. The information is required to obtain or retain a benefit by the public which is to file (and by the USPTO to process) an application. Confidentiality is governed by 35 U.S.C. 122 and 37 CFR 1.14. This collection is estimated to take 1.0 hour to complete, including gathering, preparing, and submitting the completed application form to the USPTO. Time will vary depending upon the individual case. Any comments on the amount of time you require to complete this form and/or suggestions for reducing this burden, should be sent to the Chief Information Officer, U.S. Patent and Trademark Office, U.S. Department of Commerce, P.O. Box 1450, Alexandria, VA 22313-1450. DO NOT SEND FEES OR COMPLETED FORMS TO THIS ADDRESS. **SEND TO: Attention Certificate of Corrections Branch, Commissioner for Patents, P.O. Box 1450, Alexandria, VA 22313-1450.**

If you need assistance in completing the form, call 1-800-PTO-9199 and select option 2.