

FILED

1 Michael J. Wise, Bar No. 143501
M Wise@perkinscoie.com
2 Lauren Sliger, Bar No. 213880
LSliger@perkinscoie.com
3 Lara J. Dueppen, Bar No. 259075
LDueppen@perkinscoie.com
4 PERKINS COIE LLP
1888 Century Park E., Suite 1700
5 Los Angeles, CA 90067-1721
Telephone: 310.788.9900
6 Facsimile: 310.788.3399

2012 JUN 22 PM 2:46

CLERK U.S. DISTRICT COURT
CENTRAL DIST. OF CALIF.
LOS ANGELES

BY _____

7 Attorneys for Plaintiff
8 *RUYAN INVESTMENT (HOLDINGS) LIMITED*

9 UNITED STATES DISTRICT COURT
10 CENTRAL DISTRICT OF CALIFORNIA

11
12 RUYAN INVESTMENT (HOLDINGS)
13 LIMITED, a British Virgin Islands
company,

14 Plaintiff,

15 v.

16 THE SAFE CIG, LLC, a California
17 limited liability company,

18 Defendant.

Case No.

CV 12-5462

-CAS
(BWX)

**RUYAN'S COMPLAINT FOR
PATENT INFRINGEMENT**

DEMAND FOR JURY TRIAL

19 For its Complaint against Defendant The Safe Cig, LLC ("Defendant"),
20 Plaintiff Ruyan Investment (Holdings) Limited ("Ruyan") alleges as follows:
21
22
23
24
25
26
27
28

JURISDICTION AND VENUE

1. This is a civil action for patent infringement arising under the patent laws of the United States, 35 U.S.C. §§ 101, et seq., and in particular § 271.

2. This Court has subject matter jurisdiction over this patent infringement action under 28 U.S.C. §§ 1331 and 1338(a).

3. This Court has personal jurisdiction over Defendant because it solicits and conducts business in California, including the provision of goods over the Internet, derives revenue from goods sold in California and within this judicial district, and has committed acts of infringement in this judicial district.

4. Venue lies in this judicial district pursuant to 28 U.S.C. §§ 1391(b) and (c), and 1400(b).

PARTIES

5. Plaintiff Ruyan is a company organized and existing under the laws of the British Virgin Islands, with its principle place of business at 11/F, China United Centre, 28 Marble Road, North Point, Hong Kong. Ruyan is a leading innovator in the field of electronic smokeless nicotine products.

6. Ruyan is informed and believes that: Defendant The Safe Cig, LLC ("The Safe Cig") is a limited liability company organized and existing under the laws of the State of California, having its principal place of business at 1051 Cole Ave., #A, Los Angeles, CA 90038, USA. The Safe Cig is doing business in this judicial district related to the claims asserted in this Complaint.

FIRST CAUSE OF ACTION

(Infringement of U.S. Patent No. 8,156,944)

7. Ruyan incorporates by reference the allegations contained in paragraphs 1-6 above.

8. Ruyan is the owner of the entire right, title, and interest in and to United States Patent No. 8,156,944 ("the '944 Patent"). The '944 Patent was duly and legally issued by the United States Patent Office on April 17, 2012 and is valid

1 and subsisting and in full force and effect. A copy of the '944 Patent is attached to
2 the Complaint as Exhibit A.

3 9. Ruyan is informed and believes that: Defendant has infringed,
4 contributed to the infringement of, and/or actively induced infringement of the '944
5 Patent by, itself and/or through its agents, unlawfully and wrongfully making,
6 using, importing, offering to sell, and/or selling electronic cigarette products,
7 including but not limited to (1) The Safe Cig Original Rechargeable Electronic
8 Cigarette, alone and as found in The Safe Cig Starter Kit Deluxe, The Safe Cig
9 Starter Kit Pro, and The Safe Cig Starter Kit and (2) The Safe Cig Micro
10 Rechargeable Electronic Cigarette, alone and as found in The Safe Cig Micro Kit
11 Ultra, The Safe Cig Micro Kit Deluxe, The Safe Cig Micro Kit Pro, and The Safe
12 Cig Micro Arc Full Pack, embodying one or more of the inventions claimed in the
13 '944 Patent, within and/or from the United States without permission or license
14 from Ruyan, and will continue to do so unless enjoined by this Court.

15 10. Defendant's continuing infringement has inflicted and, unless
16 restrained by this court, will continue to inflict great and irreparable harm upon
17 Ruyan. Ruyan has no adequate remedy at law. Ruyan is entitled to preliminary and
18 permanent injunctions enjoining Defendant from engaging in further acts of
19 infringement.

20 11. As a direct and proximate result of the foregoing acts of Defendant,
21 Ruyan has suffered, and is entitled to, monetary damages in an amount not yet
22 determined. Ruyan is also entitled to its costs of suit and interest.

23 12. By way of the present Complaint, Defendant now has notice and
24 knowledge of the '944 Patent and of Ruyan's rights therein.

25 13. Defendant's continuing acts of infringement, if any, are in conscious
26 and willful disregard for Ruyan's rights and the resulting damages to Ruyan is such
27 as to warrant the trebling of damages to provide just compensation.
28

PRAYER FOR RELIEF

Ruyan requests entry of judgment that:

A. The '944 Patent is valid and enforceable;

B. Defendant is liable for infringement, contributory infringement, and inducing infringement of the '944 Patent;

C. Defendant and all affiliates, subsidiaries, officers, employees, agents, representatives, licensees, successors, assigns, and all those acting in concert with, or for or on behalf of Defendant, shall be enjoined from directly or indirectly infringing the '944 Patent;

D. Defendant shall pay damages to Ruyan resulting from Defendant's patent infringement pursuant to 35 U.S.C. § 284;

E. Defendant's continuing patent infringement has been willful and increase damages awarded to Ruyan three times the amount assessed pursuant to 35 U.S.C. § 284;

F. This action be determined to be an exceptional case and Ruyan be awarded its attorneys' fees, costs, and expenses pursuant to 35 U.S.C. § 285;

G. Ruyan be entitled to prejudgment interest and post-judgment interest on the damages; and

H. Ruyan be awarded such other and further relief, in law or in equity, as the Court deems just, equitable or appropriate.

DATED: June 22, 2012

Respectfully submitted,

PERKINS COIE LLP

By: Michael J. Wise
Michael J. Wise

Attorneys for Plaintiff
**RUYAN INVESTMENT (HOLDINGS)
LIMITED**

DEMAND FOR JURY TRIAL

Ruyan hereby demands a trial by jury of all issues triable by a jury.

DATED: June 22, 2012

PERKINS COIE LLP

By: Michael J. Wise
Michael J. Wise

Attorneys for Plaintiff
**RUYAN INVESTMENT (HOLDINGS)
LIMITED**

Exhibit A



US008156944B2

(12) **United States Patent**
Han

(10) **Patent No.:** **US 8,156,944 B2**
(45) **Date of Patent:** **Apr. 17, 2012**

- (54) **AEROSOL ELECTRONIC CIGARETTE**
(75) Inventor: **Li Han, Hong Kong (CN)**
(73) Assignee: **Ruyan Investments (Holdings) Limited, Hong Kong (HK)**
(*) Notice: Subject to any disclaimer, the term of this patent is extended or adjusted under 35 U.S.C. 154(b) by 395 days.

4,848,374 A	7/1989	Chard
4,945,929 A	8/1990	Egilmex
4,945,931 A	8/1990	Gori
5,042,470 A	8/1991	Kanesaka
5,060,671 A	10/1991	Counts et al.
5,080,114 A	1/1992	Rudolph et al.
5,095,921 A	3/1992	Losee
5,159,940 A	11/1992	Hayward et al.
5,190,060 A	3/1993	Gerding
5,249,586 A	10/1993	Morgan et al.

(Continued)

(21) Appl. No.: **12/226,818**(22) PCT Filed: **May 15, 2007**(86) PCT No.: **PCT/CN2007/001575**

§ 371 (c)(1),

(2), (4) Date: **Oct. 29, 2008**(87) PCT Pub. No.: **WO2007/131449**PCT Pub. Date: **Nov. 22, 2007**(65) **Prior Publication Data**

US 2009/0095311 A1 Apr. 16, 2009

(30) **Foreign Application Priority Data**

May 16, 2006 (CN) 2006 2 0090805 U

- (51) **Int. Cl.**
A24F 47/00 (2006.01)
A24F 1/32 (2006.01)
A61M 15/06 (2006.01)

(52) **U.S. Cl.** **131/273; 131/360; 131/194; 128/202.21**

(58) **Field of Classification Search** **131/194;**
131/270-273, 360; 128/200.14, 202.21
See application file for complete search history.

(56) **References Cited****U.S. PATENT DOCUMENTS**

4,228,925 A 10/1980 Mendelovich
4,641,053 A 2/1987 Takeda

FOREIGN PATENT DOCUMENTS

CA 2562581 10/2005

(Continued)

OTHER PUBLICATIONS

State Intellectual Property Office (China), International Search Report for PCT/CN07/001575, Aug. 16, 2007.

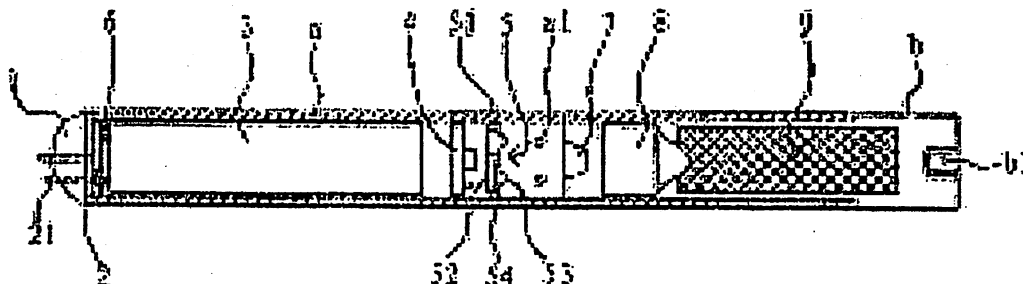
State Intellectual Property Office (China), English Translation of the Written Opinion for PCT/CN07/001575, Jul. 20, 2007.

State Intellectual Property Office (China), International Search Report for PCT/CN07/001576, Aug. 16, 2007.

(Continued)

Primary Examiner — Richard Crispino*Assistant Examiner* — Dionne Walls Mayes(74) *Attorney, Agent, or Firm* — Perkins Coie LLP(57) **ABSTRACT**

An aerosol electronic cigarette includes a battery assembly, an atomizer assembly and a cigarette bottle assembly and also includes a shell (a) which is hollow and integrally formed. Said battery assembly connects with said atomizer assembly and both are located in said shell (a). Said cigarette bottle assembly is located in one end of the shell (a), which is detachable. Said cigarette bottle assembly fits with said atomizer assembly. Said shell (a) has through-air-inlets (a1).

41 Claims, 8 Drawing Sheets

US 8,156,944 B2

Page 2

U.S. PATENT DOCUMENTS

5,261,424	A	11/1993	Sprinkel, Jr.	
5,285,798	A	2/1994	Banerjee	
5,322,075	A	6/1994	Deevi	
5,666,978	A	9/1997	Counts	
5,743,251	A	4/1998	Howell	
5,746,251	A	5/1998	Bullard	
5,878,752	A	3/1999	Adams et al.	
5,894,841	A	4/1999	Voges	
6,040,560	A	3/2000	Fleischhauer	
6,041,789	A	3/2000	Bankert	
6,164,287	A	12/2000	White	
6,178,969	B1	1/2001	St. Charles	
6,196,218	B1 *	3/2001	Voges	128/200.14
6,357,671	B1	3/2002	Cewers	
6,443,146	B1	9/2002	Voges	
6,532,965	B1	3/2003	Abhulimen	
6,772,756	B2	8/2004	Shayan	
6,803,545	B2	10/2004	Blake	
6,854,461	B2	2/2005	Nichols	
7,131,599	B2	11/2006	Katase	
7,845,359	B2	12/2010	Montaser	
2003/0108342	A1	6/2003	Sherwood et al.	
2004/0261802	A1	12/2004	Griffin et al.	
2005/0016550	A1	1/2005	Katase	
2005/0236006	A1	10/2005	Cowan	
2006/0196518	A1 *	9/2006	Hon	131/360
2007/0267031	A1 *	11/2007	Hon	131/273
2008/0276947	A1	11/2008	Martzel	
2009/0151717	A1	6/2009	Bowen	
2009/0230117	A1	9/2009	Fernando	
2009/0260642	A1	10/2009	Monsees	
2009/0272379	A1	11/2009	Thorens	
2010/0031968	A1	2/2010	Sheikh	
2010/0126505	A1	5/2010	Rinker	
2010/0181387	A1	7/2010	Zaffaroni	
2010/0200008	A1	8/2010	Taieb	
2010/0242974	A1	9/2010	Pan	
2010/0307518	A1	12/2010	Wang	
2011/0005535	A1	1/2011	Xiu	
2011/0036346	A1	2/2011	Cohen	

FOREIGN PATENT DOCUMENTS

CN	2047485	U	11/1989
CN	2047485	U	11/1989
CN	1135860		11/1996
CN	1106812	C	10/1998
CN	2293957	Y	10/1998
CN	97216131		10/1998
CN	1252961		5/2000
CN	1530041	A	9/2004
CN	2643681		9/2004
CN	2648836		10/2004
CN	1541577	A	11/2004
CN	1575673	A	2/2005
CN	2719043	*	8/2005
CN	2719043	Y	8/2005
CN	2777995	Y	5/2006
CN	101084801		12/2007
CN	1196660		3/2010
DE	10051792		5/2002
EP	0295122		12/1988
EP	0342538		11/1989
EP	0545186		6/1993
EP	0824927	A	2/1998
EP	0845220	A1	6/1998
EP	0893071	A1	1/1999
EP	0970627	A1	1/2000
EP	1618803	A1	1/2006
EP	1736065	A1	12/2006
GB	1528391	A	10/1978
JP	64000498		1/1989
JP	06114105		4/1994
JP	07506999		8/1995
JP	09075058		3/1997
UA	47514		12/1997

WO	WO9748293	12/1997
WO	WO00049901	8/2000
WO	WO0050111	8/2000
WO	WO03034847	1/2003
WO	WO03022364	3/2003
WO	WO03055486	7/2003
WO	WO03101454	12/2003
WO	WO2004001407	A1 12/2003
WO	2004080216	9/2004
WO	WO2004080216	9/2004
WO	2004095955	11/2004
WO	WO 2004/095955	* 11/2004
WO	2005099494	10/2005
WO	2007131449	11/2005
WO	WO2006082571	8/2006
WO	WO2007078273	7/2007
WO	2007131450	11/2007
WO	2008055423	5/2008
WO	WO2008077271	7/2008
WO	WO2008130813	10/2008
WO	WO2009118085	10/2009
WO	WO2009135729	11/2009
WO	WO2010052323	5/2010
WO	WO2010145805	12/2010
WO	WO2011010334	1/2011
WO	WO2011022431	2/2011

OTHER PUBLICATIONS

State Intellectual Property Office (China), English Translation of the Written Opinion for PCT/CN07/001576, Aug. 3, 2007.

European Patent Office, extended European Search Report for EP 07721148, Dec. 6, 2010.

European Patent Office, extended European Search Report for EP 11001479, Jul. 4, 2011.

Introduction to Selecting and Using Electronic Components, ISBN7-111-13752-3.

Manual for Electric Engineers, 2nd Edition, Mar. 2000.

Manual for Mechanical Designers, 4th Edition, Jan. 2002.

Materials Manual—Nonmetal, Jul. 1985.

Australian Patent Office, Examination Report for SG 200505930-8, May 4, 2006.

Australian Patent Office; Exam Report for AU2004234199, Aug. 14, 2009.

Australian Patent Office; Search and Examination Report for SG200604498-6, Apr. 16, 2008.

Australian Patent Office; Singapore Examination Report for Singapore Patent Application No. 0604498-6 SG 200505930-8, May 13, 2008.

Chinese Patent Office, International Search Report for International Application No. PCT/CN2004000182, Jun. 10, 2004.

Chinese Patent Office, International Search Report for International Application No. PCT/CN2005/000337, Jul. 14, 2005.

European Patent Office, Supplementary European Search Report for EP05729107, Jul. 31, 2007.

European Patent Office, Supplementary European Search Report for EP04718242, Jul. 27, 2007.

European Patent Office, Supplementary Partial European Search Report for EP04718242, May 22, 2007.

European Patent Office, Supplementary Partial European Search Report for EP05729107, May 22, 2007.

Japanese Patent Office; Office Action for JP2006504199, Oct. 30, 2009 (with English translation).

Korean Patent Office; Notice of Preliminary Rejection for KR1020057009767, Jul. 27, 2009.

Macau Patent Office; Official Communication for MOI121, Apr. 17, 2009.

Malaysia Intellectual Property Office; Examiners Report for Malaysian Application No. PI 20041407, Sep. 28, 2007.

Taiwan Intellectual Property Office; Official Letter for TW093111573, Apr. 24, 2009.

Ukrainian Patent Office; Examination Report for UA200511258, Feb. 4, 2009.

* cited by examiner

U.S. Patent

Apr. 17, 2012

Sheet 1 of 8

US 8,156,944 B2

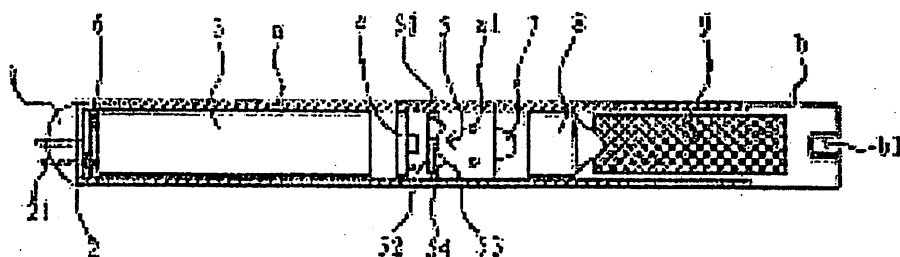


Figure 1

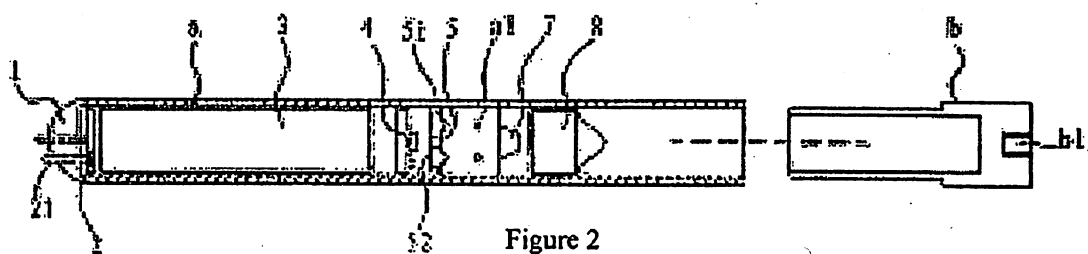


Figure 2

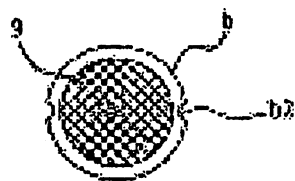


Figure 3

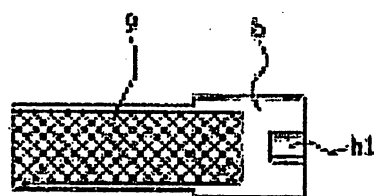


Figure 4

U.S. Patent

Apr. 17, 2012

Sheet 2 of 8

US 8,156,944 B2

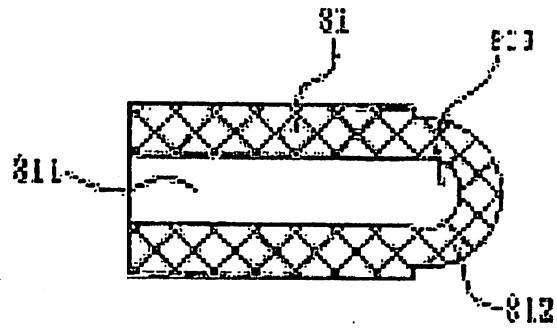


Figure 5

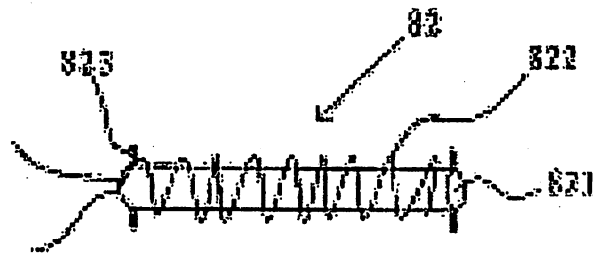


Figure 6

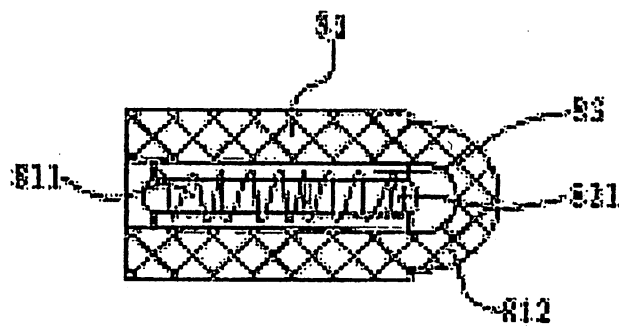


Figure 7

U.S. Patent

Apr. 17, 2012

Sheet 3 of 8

US 8,156,944 B2

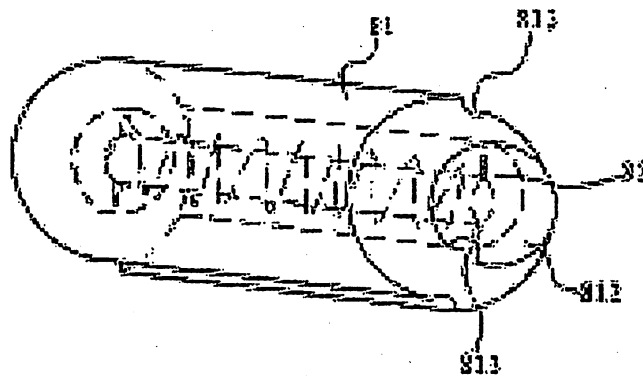


Figure 8

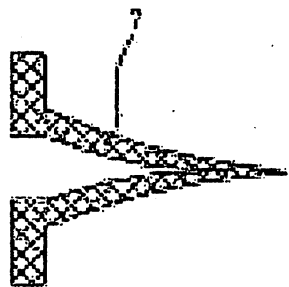


Figure 9

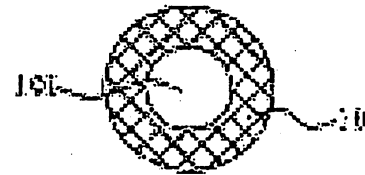


Figure 10

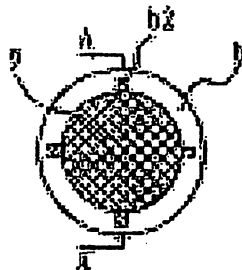


Figure 11

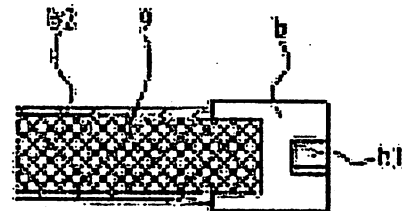


Figure 12

U.S. Patent

Apr. 17, 2012

Sheet 4 of 8

US 8,156,944 B2

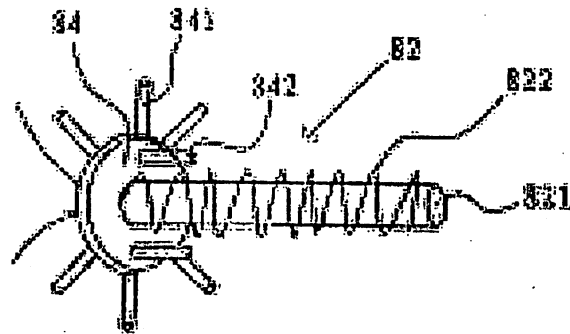


Figure 13

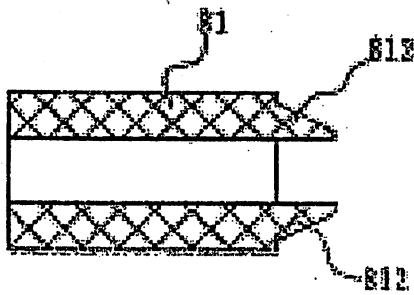


Figure 14

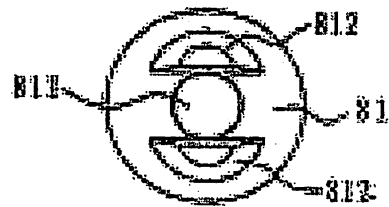


Figure 15

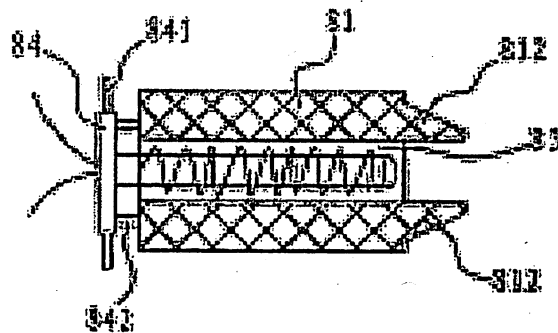


Figure 16

U.S. Patent

Apr. 17, 2012

Sheet 5 of 8

US 8,156,944 B2

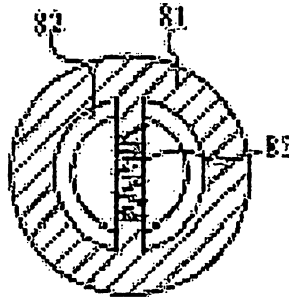


Figure 17

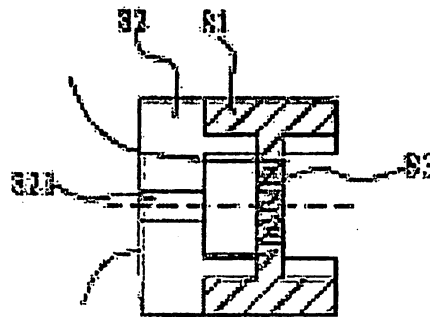


Figure 18

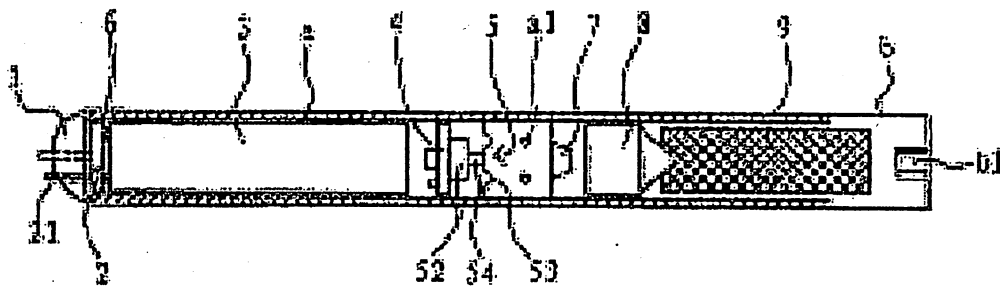


Figure 19

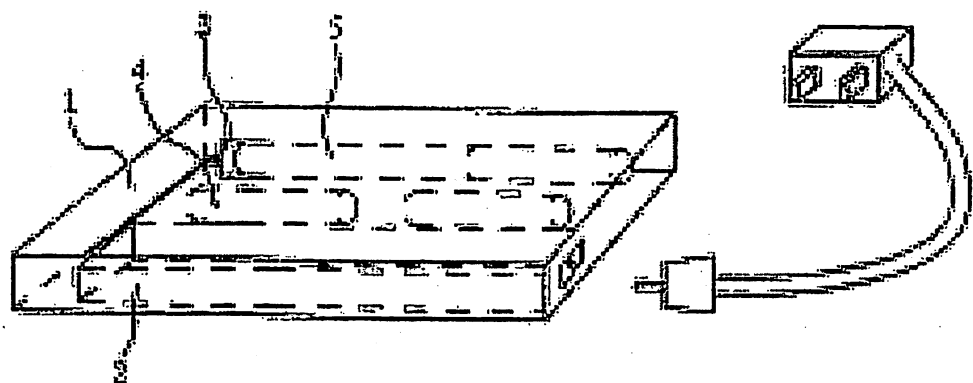


Figure 22

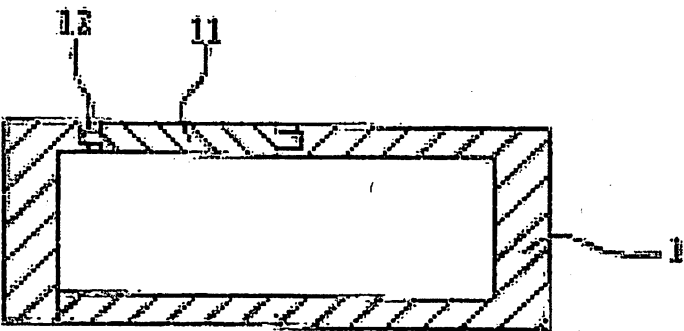


Figure 23

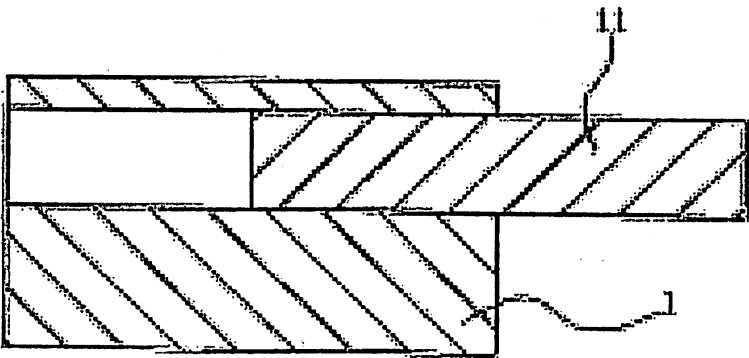


Figure 24

US 8,156,944 B2

1

AEROSOL ELECTRONIC CIGARETTE**TECHNICAL FIELD**

The present invention relates to an electronic cigarette, in particular, an aerosol electronic cigarette that doesn't contain tar but nicotine.

BACKGROUND ART

Today when "smoking is harmful to your health" has become a common sense, there are one billion people smoking cigarettes, and this figure is still rising. On Mar. 1, 2003, the World Health Organization (WHO) issued the first international smoking ban—Framework Convention on Tobacco Control. According to WHO's data, smoking causes 4,900,000 deaths each year. Smoking causes serious respiratory system diseases and cancers, though it is a hard job to persuade the smokers to completely quit smoking.

Nicotine is the effective ingredient of cigarette, which produces a lot of tar mist as the cigarette burns. The tar mist accesses the pulmonary alveolus and is quickly absorbed into the blood. Nicotine thus acts on the receptor of the central nervous system, bringing the euphoria like stimulant drugs to the smokers, who feel light in the head and on wings as well.

Nicotine is a micromolecular alkaloid, which is basically harmless to human bodies with a small dosage. Plus, its half life period is extremely short in blood. Tar is the major harmful substance in tobacco. Tobacco tar comprises of several thousands of ingredients, dozens of which are carcinogenic substances. It has now been proved that second hand smoking is even more harmful to those who don't smoke.

To seek the cigarette substitutes that don't contain harmful tar but nicotine, many inventors have used the relatively pure nicotine to create such products as "Cigarette Patch", "Nicotine Gargle", "Aerosol Packed in the High Pressure Tank with Propellant", "Nicotine Chewing Gum", and "Nicotine Beverage". These products are not as harmful as tar, but are absorbed very slowly. As a result, its peak concentration can't be effectively established in blood, and the smokers can't be satisfied to the full. In addition, the smokers are deprived of the "smoking" habit. Therefore, the substituting products are not real cigarette substitutes or products helping to quit smoking.

The electronic cigarettes currently available on the market may resolve the above-mentioned issue, though they are complicated in structure. Their cigarette bodies can be roughly divided into three sections, which have to be connected through via plugging or thread coupling before use. Also, their batteries have to be changed frequently, making it inconvenient for the users. What's worse, the electronic cigarettes don't provide the ideal aerosol effects, and their atomizing efficiency is not high.

CONTENTS OF INVENTION

To overcome the above-mentioned disadvantages, this invention has been designed to provide an aerosol electronic cigarette that substitutes for cigarettes and helps the smokers to quit smoking.

The purpose of this invention is fulfilled with the following technical solution: an aerosol electronic cigarette includes a battery assembly, an atomizer assembly and a cigarette bottle assembly, and also includes a shell, which is hollow and integrally formed. The said battery assembly connects with the said atomizer assembly and both are located in the said shell. The said cigarette bottle assembly is located in one end

2

of the shell, which is detachable. The said cigarette bottle assembly fits with the said atomizer assembly. The said shell has through-air-inlets.

The additional features of this invention are as follows: the said battery assembly includes the battery, and the operating indicator, electronic circuit board, and airflow sensor, which are connected with the said battery; the signal output of the said airflow sensor is connected with the said electronic circuit board.

It also includes a check valve. The said battery is a rechargeable battery, which has a flexibly connected charging plug. The blades of the said plug come out of the other end of the said shell.

Between the said charging plug and rechargeable battery is a spring, which lies against the body of the said rechargeable battery on one end, and its free end lies against the said charging plug.

The said battery is a rechargeable battery, which has a charging slot on it. The said operating indicator is a LED.

The said airflow sensor may be alternatively a semiconductor force-sensitive chip capacitance sensor or an inductance sensor.

The said electronic circuit board includes an electronic switch circuit.

The said airflow sensor has a silica gel corrugated membrane, which connects with magnetic steel with a reed relay on one of its ends. Both ends of the said reed relay correspond to the relay electrodes.

The said airflow sensor has a silica gel corrugated membrane, which connects with magnetic steel with a Hall element or a magneto-diode or a magneto-triode on one of its ends.

The said atomizer assembly is an atomizer, which includes a porous component and a heating body.

The said atomizer also includes an electric heating rod. The body of the said porous component has a run-through atomizing chamber. The diameter of the said electric heating rod is less than the diameter of the said atomizing chamber. The said electric heating rod enters into the said atomizing chamber, and there is a clearance between the said electric heating rod and interior wall of the atomizing chamber. The said clearance forms a negative pressure cavity. One end of the said porous component fits with the said cigarette bottle assembly.

The said electric heating rod includes a cylinder. The said heating body is heating wire, which is wound on the wall of the said cylinder. The said porous component has a protuberance on one end, and the said protuberance fits with the said cigarette bottle assembly. The said protuberance is a half sphere, on the side of which there is a run-through hole connecting to the said atomizing chamber.

The said electric heating rod includes a cylinder. The said heating body is made of electrically conductive ceramic PTC material. The said heating body is set on the wall of the said cylinder. On the wall of both ends of the said cylinder, there are mandrills respectively. The said porous component has a protuberance on one end, and the said protuberance fits with the said cigarette bottle assembly. The said protuberance is a half sphere, on the side of which there is a run-through hole connecting to the said atomizing chamber.

The said heating body is heating wire. The said atomizer assembly includes a frame. The said porous component is set on the said frame. The said porous component is wound with heating wire. The said frame has a run-through hole on it. The said porous component is wound with heating wire in the part that is on the side in the axial direction of the said run-through hole. One end of the said porous component fits with the said cigarette bottle assembly.

US 8,156,944 B2

3

The said porous component is made of foamed nickel, stainless steel fiber felt, macromolecular polymer foam or foamed ceramics.

The said heating wire is made of platinum wire, nickel-chromium alloy wire or iron-chromium alloy wire containing rare earth, or is flaked.

A restriction component, which is detachable, is set on one end of the said porous component. There is a restriction hole on the body of the said restriction component. The said restriction hole corresponds to the said atomizing chamber. The pore diameter of the said restriction hole is less than the inner diameter of the atomizing chamber.

The said cigarette bottle assembly includes a hollow cigarette holder shell, and a perforated component for liquid storage inside the said cigarette holder shell. One end of the said cigarette holder shell plugs into the said shell, and the outer peripheral surface of the said cigarette holder shell has an inward ventilating groove. On one end surface of the said cigarette holder shell, there is an air channel extending inward.

The said air channel is located in the center on one end surface of the said cigarette holder shell.

One end of the said porous component lies against one end surface of the said perforated component for liquid storage, and contacts the said perforated component for liquid storage.

The said perforated component for liquid storage is made of such materials as PLA fiber, terylene fiber or nylon fiber.

The said perforated component for liquid storage is plastic foam molding or column of multi-layer plates made through plastic injection with polyvinyl chloride, polypropylene and polycarbonate.

The said electronic cigarette is held in a charging device.

The said charging device includes a case, which contains an auxiliary charging storage battery inside it, and holds the electronic cigarette and the charger for the rechargeable battery embedded in the electronic cigarette, as well as the power supply circuit. The power inputs of the said auxiliary charging storage battery and charger are connected with the power supply circuit respectively.

The said case has a spare liquid supply bottle in it.

The power output of the said auxiliary charging storage battery is connected with the power input of the said charger.

The power output of the said charger is a charging slot, which fits with the charging plug of the rechargeable battery inside the said electronic cigarette, or a charging plug, which fits with the charging slot of the rechargeable battery.

The said charger is a constant voltage & current charger.

On the body of the said shell, there is a pair of slide ways corresponding to the position of the said electronic cigarette, and on the slide ways, there is a slide cover.

This invention will bring the following benefits: (1) For this invention, the perforated component for liquid storage of the cigarette bottle assembly stores the nicotine liquid only, which doesn't contain cigarette tar, considerably reducing the carcinogenic risks of smoking. At the same time, the smokers can still enjoy the feel and excitement of smoking, and there is no fire hazard since there is no need for igniting. (2) For this invention, the battery assembly and atomizer assembly are directly installed inside the shell, and then connected with the cigarette bottle assembly. That is, there is just one connection between two parts, resulting in a very simple structure. For use or change, you just need to plug the cigarette holder into the shell, providing great convenience. When the nicotine liquid in the cigarette bottle assembly is used up or the cigarette bottle assembly is damaged and needs to be changed, the operation will be extremely easy. (3) For this invention, the rechargeable battery inside the battery assembly has a charging

4

plug, whose blades come out of the shell. When the rechargeable battery inside the electronic cigarette runs out of power, it may be directly plugged into the charger for charging, with no need to remove the rechargeable battery, resulting in very easy use. (4) For this invention, the charging device includes the charger and the auxiliary charging storage battery. The electronic cigarette is put inside the charger when not in use, and then the charging device may be electrified to charge the electronic cigarette and the auxiliary charging storage battery as well. In the event that power supply is not available for the charging device, the auxiliary charging storage battery may be used to charge the electronic cigarette. Therefore, the electronic cigarette can be charged anywhere you go, and it is very suitable for use when you are on a business or tourist trip. Further, the charging device includes a spare liquid supply bottle, which contains nicotine liquid for spare use when you are on a business or tourist trip. (5) For this invention, on one end of the shell of the cigarette bottle assembly, there is an air channel extending inward. The electronic cigarette works to produce mist, which flows to the shell, generating some fine drips; the fine drips are condensed into bigger drips, which fall along the exterior wall of the air channel into the cavity of the shell of the cigarette bottle assembly, so that they are not inhaled by the smoker out of the air channel. (6) In addition, with a little bit modification to the liquid storage, the unit and its connecting structure of this invention may also be loaded with drugs for delivery to the lung.

DESCRIPTION OF DRAWINGS

FIG. 1 is the side section view of the electronic cigarette of this invention.

FIG. 2 is the section view of the shell (a) separated from the cigarette bottle assembly of the electronic cigarette of this invention, illustrating the structure of the cigarette bottle assembly that is detachably plug in the shell (a).

FIG. 3 is the diagram of the axial structure of the cigarette bottle assembly of this invention, illustrating the ventilating groove on the peripheral surface of the cigarette holder shell.

FIG. 4 is the side section view of the cigarette bottle assembly of this invention, illustrating the structure of the air channel.

FIG. 5 is the side section view of the porous component of the atomizer of this invention, illustrating the atomizing chamber, a protruding half sphere structure.

FIG. 6 is the diagram of the structure of the electric heating rod of the atomizer of this invention.

FIG. 7 is the side section of the atomizer of this invention, illustrating the locations of and connection relation between the electric heating rod and porous component.

FIG. 8 is the diagram of the cubic structure of the atomizer of this invention, illustrating the locations of and connection relation between the electric heating rod and porous component.

FIG. 9 is the section view of the check valve of this invention.

FIG. 10 is the front section view of the restriction component in the second preferred embodiment of this invention, illustrating the structure of the restriction component.

FIG. 11 is the diagram of the axial structure of the cigarette bottle assembly in the third preferred embodiment of this invention.

FIG. 12 is the A-A section view of FIG. 11.

FIG. 13 is the diagram of the structure of the electric heating rod of the atomizer in the fourth preferred embodiment of this invention.

US 8,156,944 B2

5

FIG. 14 is the section view of the porous component of the atomizer in the fourth preferred embodiment of this invention.

FIG. 15 is the diagram of the axial structure of FIG. 14.

FIG. 16 is the side section view of the atomizer in the fourth preferred embodiment of this invention, illustrating the locations of and connection relation between the electric heating rod and porous component.

FIG. 17 is the diagram of the axial structure of the atomizer in the fifth preferred embodiment of this invention.

FIG. 18 is the side section view of the atomizer in the fifth preferred embodiment of this invention.

FIG. 19 is the side section view of the electronic cigarette in the sixth preferred embodiment of this invention, illustrating the diagram of the structure of the airflow sensor adopting Hall element.

FIG. 20 is the electric circuit diagram of the electronic cigarette of this invention, with the airflow sensor adopting a reed relay structure.

FIG. 21 is the electric circuit diagram of the electronic cigarette of this invention, with the airflow sensor adopting Hall element.

FIG. 22 is the diagram of the cubic structure of the charging device of this invention, illustrating the locations of and connection relation of various internal parts.

FIG. 23 is the side section view of the charging device of this invention, illustrating the structure of slide way and cover.

FIG. 24 is the diagram of the front structure of the charging device of this invention, illustrating the structure of the sliding cover.

SPECIFIC MODE FOR CARRYING OUT THE INVENTION

This invention is further described as follows on the basis of the drawings.

As shown in FIG. 1-10, this utility model provides an aerosol electronic cigarette, which includes a battery assembly, an atomizer assembly and a cigarette bottle assembly, and also includes a shell (a), which is hollow and integrally formed. The battery assembly connects with the atomizer assembly and both are located in the shell. The cigarette bottle assembly is located in one end of the shell, which is detachable. The cigarette bottle assembly fits with the atomizer assembly. The shell has through-air inlets (a1).

In this specific embodiment, the battery assembly includes the battery, and the operating indicator (1), electronic circuit board (4), and airflow sensor (5), which are connected with the battery. It also includes a check valve (7). The signal output of the airflow sensor (5) is connected with the said electronic circuit board (4). The battery is a rechargeable battery (3), which may be either a rechargeable polymer lithium ion battery or a rechargeable lithium ion battery. The airflow sensor (5) may be alternatively a semiconductor force-sensitive chip capacitance sensor or an inductance sensor. The rechargeable battery (3) has a flexibly connected charging plug (2). The blades (21) of the charging plug (2) come out of the other end of the shell (a). Between the charging plug (2) and rechargeable battery (3) is a spring (6), which lies against the body of the rechargeable battery (3) on one end, while its free end lies against the charging plug (2), forming a flexible structure, which buffers the charging plug (2) when plugged for charging, thus protecting the rechargeable battery against any damage. Of course, the rechargeable battery (3) in this embodiment has a charging slot on it, which replaces the structure of charging plug (2) to perform the

6

charging function and protect the rechargeable battery (3) against any damage. The operating indicator (1) is a LED. In this embodiment, there are two LEDs. The electronic circuit board (4) includes an electronic switch circuit, which controls the electric circuit according to the input signals, so that the rechargeable battery (3) electrifies the electric heating rod (82) inside the atomizer (8) and the LEDs as well.

As shown in FIGS. 1 and 2, the airflow sensor (5) has a silica gel corrugated membrane (53), which connects with magnetic steel (54) with a reed relay (52) on one of its ends. Both ends of the said reed relay (52) correspond to the relay electrodes (51) respectively.

As shown in FIG. 5-8, the atomizer assembly is an atomizer (8), which includes a porous component (81) and a heating rod (82). The body of the porous component (82) has a run-through atomizing chamber (811). The diameter of the electric heating rod (82) is less than the diameter of the atomizing chamber (811). The electric heating rod (82) enters into the atomizing chamber (811), and there is a clearance between the electric heating rod (82) and interior wall of the atomizing chamber (811), which forms a negative pressure cavity (83). One end of the said porous component (81) fits with the said cigarette bottle assembly. As FIGS. 5, 7 and 8 show, the porous component (81) has a protuberance (812) on the other end, and the protuberance (812) fits with the cigarette bottle assembly. The protuberance (812) is a protruding half sphere, on the side of which there is a run-through hole (813) connecting to the atomizing chamber (811). Of course, the protuberance (812) may also be a taper, rectangle or any other shape. The porous component (81) is made of foamed nickel, stainless steel fiber felt, macromolecular polymer foam or foamed ceramics, providing the remarkable capabilities in liquid absorption and diffusion, and the ability to absorb the liquid stored in the cigarette bottle assembly.

As shown in FIG. 6, the electric heating rod (82) includes a cylinder (821). The heating wire (822) is wound on the wall of the cylinder (821). On the wall of both ends of the cylinder (821), there are mandrils (823) respectively, which lie against the interior wall of the atomizing chamber (811) of the porous component (81). There is a negative pressure cavity (83) between the electric heating rod and interior wall of the atomizing chamber.

The heating wire is made of platinum wire, nickel-chromium alloy wire or iron-chromium alloy wire containing rare earth, or is flaked. The electric heating rod (82) may alternatively have on its peripheral wall the heating layer made of electrically conductive ceramic PTC material, to replace the heating wire.

Of this embodiment, the battery assembly and atomizer assembly are mutually connected and then installed inside the integrally formed shell (a) to form a one-piece part. The rechargeable battery (3) may be charged without frequent change of battery. The user just needs to plug the cigarette bottle assembly into the open end of the shell (a), for easy use and very easy change.

As shown in 3 and 4, the cigarette bottle assembly includes a hollow cigarette holder shell (b), and a perforated component for liquid storage (9) inside the shell (b). The perforated component for liquid storage (9) is made of such materials as PLA fiber, terylene fiber or nylon fiber, which are suitable for liquid storage. Alternatively, it may be plastic foam molding or column of multi-layer plates made through plastic injection with polyvinyl chloride, polypropylene and polycarbonate. One end of the cigarette holder shell (b) plugs into the shell (a), and the outer peripheral surface of the cigarette holder shell (b) has an inward ventilating groove (b2). On one end surface of the cigarette holder shell (b), there is an air

US 8,156,944 B2

7

channel (b1) extending inward. The air channel (b1) is located in the center on the surface of one end of shell (b).

As shown in FIG. 1-9, one end of the porous component (81) lies against one end surface of the said perforated component for liquid storage (9), and contacts the perforated component for liquid storage (9). It absorbs the cigarette liquid from the perforated component for liquid storage (9). When the smoker smokes, the cavity of the cigarette holder shell (b) is in the negative pressure state. In the shell (b), one end of the airflow sensor (5) forms a normal pressure cavity, while the other end forms a negative pressure cavity. The air pressure difference between the normal pressure cavity and negative pressure cavity or the high-speed airflow enables the magnetic steel (54) of the airflow sensor (5) to drive the reed relay (52) to contact the relay electrode (51). As shown in FIG. 20, the electric circuit is electrified, and the electronic switch circuit on the electronic circuit board (4) is electrified. Thus, the rechargeable battery (3) starts to electrify the electric heating rod (82) inside the atomizer (8), and at the same time, the LEDs, which are electrified by the rechargeable battery (3), emit light. The air enters the normal pressure cavity through the air inlet (a1), passes the check valve (7) via the airflow passage in the airflow sensor (5), and flows to the negative pressure cavity (83) in the atomizer (8). Since the negative pressure cavity (83) provides the negative pressure compared with the outside, the air flow sprays into it, bringing the cigarette liquid from the porous component (81) to spray into the negative pressure cavity (83) in the form of fine drips. In the meantime, the electric heating rod (82) is electrified by the rechargeable battery (3) under the control of electronic circuit board (4), to heat the fine drips for atomization. After atomization, the big-diameter fine drips are re-absorbed by the porous component (81) under the action of vortex, while the small-diameter fine drips are suspended in the airflow to form gasoloid, which is discharged through the negative pressure cavity (83) and run-through hole (813), flows into the cigarette holder shell (b) of the cigarette bottle assembly, and is absorbed by the air channel (b1). When the gasoloid enters the cigarette holder shell (b), multiple small liquid drips are condensed into bigger ones, which fall into the clearance between the cigarette holder shell (b) and air channel (b1) without being absorbed by the air channel (b1). The perforated component for liquid storage (9) of the cigarette bottle assembly and the porous component (81) of the atomizer (8) contact each other to achieve the capillary impregnation for liquid supply.

The unit and its connecting structure of this invention may also be loaded with drugs for delivery to the lung.

As shown in FIGS. 22, 23 and 24, the electronic cigarette (5) is held in a charging device. The charging device includes a case (1), which contains an auxiliary charging storage battery (2) inside it, and holds the electronic cigarette (5) and the charger (3) for the rechargeable battery embedded in the electronic cigarette (5), as well as the power supply circuit. The power inputs of the auxiliary charging storage battery (2) and charger (3) are connected with the power supply respectively. The charger (3) in this embodiment is a constant voltage & current charger. It may be a GY5210 charger, or any other constant voltage & current charger. The case (1) has a spare liquid supply bottle (4) in it. The power output of the auxiliary charging storage battery (2) is connected with the power input of the charger (3). The power output of the charger (3) is a charging slot (31), which fits with the charging plug of the rechargeable battery inside the electronic cigarette, or a charging plug, which fits with the charging slot of the rechargeable battery.

8

As shown in FIGS. 23 and 24, on the body of the shell (1), there is a pair of slide ways (12) corresponding to the position of the electronic cigarette, and on the slide ways, there is a slide cover (11).

In the second preferred embodiment of this utility model, a restriction component (10), which is detachable, is set on one end of the said porous component (81). There is a restriction hole (101) on the body of the restriction component (10). The restriction hole (101) corresponds to the atomizing chamber (811). The pore diameter of the restriction hole is less than the inner diameter of the atomizing chamber (811) to the extent that the size of the restriction component (10) installed on the porous component (81) varies, for the purpose of airflow capacity control. On the basis of different applications, the restriction component of different sizes and pore diameters may be used.

In the third preferred embodiment of this utility model, as shown in 11 and 12, on the outer peripheral wall of the cigarette shell (b), there is a protruding rib (b2) that is evenly partitioned. The perforated component for liquid storage (9) enters the cigarette holder shell (b) and lies against the protruding rib (b2). Thus, there appears a clearance between the outer peripheral surface of the perforated component for liquid storage (9) and the interior wall of the shell (b). The clearance is for connection the shell (a) and cigarette holder shell (b). When the user smokes, the air channel (b1) absorbs the air to cause airflow inside the shell (a), thus triggering the airflow sensor (5) and eventually starting the electronic cigarette. Also, the atomizer (8) works to atomize the cigarette liquid and produce gas flow, which enters the cigarette holder shell (b).

In the fourth preferred embodiment of this utility model, as shown in FIGS. 13, 14, 15 and 16, on one end of the cylinder (821), there is a fixed plate (84), whose outer peripheral wall has partitioned supports (841). The outer ends of the supports (841) lie against the interior wall of the shell (a), thus suspending the cylinder (821), which is connected with the fixed plate (84), in the cavity of the shell (a). On the surface of the fixed plate (84), there is a mandril (842), whose front end lies against one end of the porous component (81), so that the fixed plate (84) is separated from the atomizing chamber (811) of the porous component (81). As a result, the run-through hole on one end of the atomizing chamber (811) won't be blocked, and the mist generated in the atomizing chamber (811) can be dispersed. One end of the porous component (81) has two protuberances (812) at the outlet of the atomizing chamber (811). Between the two protuberances (812) is a clearance. The two protuberances (812) lie against the perforated component for liquid storage (9).

In the fifth preferred embodiment of this utility model, as shown in FIGS. 17 and 18, the atomizer assembly is an atomizer (8), which includes a frame (82), the porous component (81) set on the frame (82), and the heating wire (83) wound on the porous component (81). The frame (82) has a run-through hole (821) on it. The porous component (81) is wound with heating wire (83) in the part that is on the side in the axial direction of the run-through hole (821). One end of the porous component (81) fits with the cigarette bottle assembly. The porous component (81) is made of foamed nickel, stainless steel fiber felt, macromolecular polymer foam or foamed ceramics.

In the sixth preferred embodiment of this utility model, as shown in FIG. 19, the airflow sensor (5) has a silica gel corrugated membrane (53), which connects with magnetic steel (54) with a Hall element (52), or a magneto-diode or a magneto-triode on one of its ends. FIG. 21 shows the electric circuit of the electronic cigarette of this solution.

US 8,156,944 B2

9

The invention claimed is:

1. An aerosol electronic cigarette, comprising:
 - a battery assembly, an atomizer assembly, a cigarette-solution storage area, and a hollow shell having a mouthpiece: the battery assembly connects with the atomizer assembly, and both are located in the shell; the cigarette solution storage area is located in one end of the shell adjacent to the mouthpiece, and fits with at least a portion of the said atomizer assembly inside it; the shell has through-air-inlets; the atomizer assembly includes an atomizer comprising an electric heating rod and a run-through atomizing chamber; the electric heating rod comprises a cylinder and a heating element provided at the wall of the cylinder, the electric heating rod is in the said atomizing chamber and there is a negative pressure cavity in the atomizing chamber.
2. An aerosol electronic cigarette according to claim 1, further comprising a cigarette solution in the cigarette solution storage area, the cigarette solution comprising nicotine.
3. An aerosol electronic cigarette according to claim 1, wherein the shell comprises first and second detachable sections.
4. An aerosol electronic cigarette of claim 3, wherein the first detachable section comprises the mouthpiece.
5. An aerosol electronic cigarette according to claim 1, wherein the heating element is a coiled wire.
6. An aerosol electronic cigarette according to claim 5, wherein the coiled wire extends along the length of the cylinder.
7. An aerosol electronic cigarette according to claim 5, wherein the coiled wire is on the outer surface of the cylinder.
8. An aerosol electronic cigarette according to claim 1, wherein the cylinder is inside the run through chamber.
9. An aerosol electronic cigarette of claim 1, wherein the solution storage area comprises a cigarette-bottle assembly.
10. An aerosol electronic cigarette, comprising:
 - a battery assembly, an atomizer assembly, a cigarette solution storage area, and a shell that is hollow and comprises a mouthpiece: the said battery assembly connects with the said atomizer assembly, and both are located in the said shell; the said cigarette solution storage area is located in one end of the shell proximal to the mouthpiece, and fits with at least a portion of the said atomizer assembly inside it; the said shell has through-air-inlets; the atomizer assembly is an atomizer, which includes a porous component and an electric heating rod; wherein the electric heating rod comprises a cylinder and a heating element provided at the wall of the cylinder, the said porous component has a run-through atomizing chamber; the electric heating rod is in the said atomizing chamber and there is a negative pressure cavity in the atomizing chamber.
11. An aerosol electronic cigarette of claim 10, wherein a restriction component is detachably set on one end of the said porous component; there is a restriction hole on the principal part of the said restriction component; the said restriction hole corresponds to the said atomizing chamber; the diameter of the said restriction hole is less than the inner diameter of the atomizing chamber.
12. An aerosol electronic cigarette of claim 10, wherein the said battery assembly includes a battery, and an operating indicator, an electronic circuit board, and an airflow sensor, which are connected with the said battery; the signal output of the said airflow sensor is connected with the said electronic circuit board.
13. An aerosol electronic cigarette of claim 12, wherein the said shell comprises a check valve; the said battery is a

10

rechargeable battery, which has a flexibly connected charging plug; wherein blades of the said charging plug come out of the other end of the said shell.

14. An aerosol electronic cigarette of claim 13, wherein between the said charging plug and rechargeable battery is a spring, which lies against the principal part of the said rechargeable battery on one end, and against the said charging plug on the other free end.

15. An aerosol electronic cigarette of claim 12, wherein the said battery is a rechargeable battery, which has a charging slot on it;

the said operating indicator comprises a LED.

16. An aerosol electronic cigarette of claim 12, wherein the said airflow sensor comprises a semiconductor force-sensitive chip capacitance sensor or an inductance sensor.

17. An aerosol electronic cigarette of claim 12, wherein the said electronic circuit board includes an electronic switch circuit.

18. An aerosol electronic cigarette of claim 12, wherein the said airflow sensor has a silica gel corrugated membrane, which connects with magnetic steel with a reed relay on one of its ends; both ends of the said reed relay correspond to relay electrodes respectively.

19. An aerosol electronic cigarette of claim 12, wherein the said airflow sensor has a silica gel corrugated membrane, which connects with magnetic steel with a Hall element or a magneto-diode or a magneto-triode on one of its ends.

20. An aerosol electronic cigarette of claim 10, wherein the said porous component is made of foamed nickel, stainless steel fiber felt, polymer or ceramics.

21. An aerosol electronic cigarette of claim 10, wherein the said cigarette solution storage area includes a hollow mouthpiece-shell, and a perforated component for liquid storage inside the shell; one end of the said mouthpiece shell plugs into the said shell.

22. An aerosol electronic cigarette of claim 21, wherein the said air channel is located in the center of one end surface of the said cigarette holder shell.

23. An aerosol electronic cigarette of claim 21, wherein one end of the said porous component lies against one end surface of the said perforated component for liquid storage, and contacts the perforated component for liquid storage.

24. An aerosol electronic cigarette of claim 21, wherein the said perforated component for liquid storage comprises PLA fiber, terylene fiber or nylon fiber.

25. An aerosol electronic cigarette of claim 21, wherein the said perforated component for liquid storage comprises plastic foam molding, or column of multi-layer plates made through plastic injection with PVC, PP or PC.

26. An aerosol electronic cigarette of claim 10, wherein the said aerosol electronic cigarette is configured to connect to a charging device; the said battery is a rechargeable battery.

27. An aerosol electronic cigarette of claim 26, wherein the said charging device includes a case, which contains an auxiliary charging storage battery inside it, and holds the electronic cigarette and the charger for the rechargeable battery embedded in the electronic cigarette.

28. An aerosol electronic cigarette of claim 27, wherein the said case has a spare liquid supply bottle in it.

29. An aerosol electronic cigarette of claim 27, wherein the said power output of the auxiliary charging storage battery is connected with the power input of the charger.

30. An aerosol electronic cigarette of claim 27, wherein the power output of the said charger is a charging slot, which fits with a charging plug of the rechargeable battery inside the electronic cigarette, or a charging plug, which fits with the charging slot of the rechargeable battery.

US 8,156,944 B2

11

31. An aerosol electronic cigarette of claim 30, wherein the said charger is a constant voltage and current charger.

32. An aerosol electronic cigarette of claim 27, wherein on the principal part of the said case, there is a pair of slide ways corresponding to the position of the said electronic cigarette, 5 and on the slide ways, there is a slide cover.

33. An aerosol electronic cigarette of claim 10, wherein the heating element comprises a heating wire.

34. An aerosol electronic cigarette of claim 33, wherein the said heating wire is made of platinum wire, nickel-chromium alloy wire or iron-chromium alloy wire containing rare earth, or is flaked. 10

35. An aerosol electronic cigarette of claim 10, wherein the heating element comprises a coiled heating wire, which is wound at the wall of the cylinder. 15

36. An aerosol electronic cigarette of claim 10, wherein the solution storage area comprises a cigarette-bottle assembly.

37. An aerosol electronic cigarette of claim 10, wherein the electric heating element is provided outside the wall of the cylinder. 20

38. An aerosol electronic cigarette of claim 10, further comprising a cigarette solution comprising nicotine.

39. An aerosol electronic cigarette, comprising:

a battery assembly, an atomizer assembly, a cigarette-solution storage area, and a shell that is hollow: the said battery assembly connects with the said atomizer assembly, and both are located in the said shell; the said cigarette solution storage area is located in one end of the shell, and fits with at least a portion of the said atomizer assembly inside it; the said shell has through-air-inlets; 25 the atomizer assembly is an atomizer, which includes a porous component and an electric heating rod; wherein the electric heating rod comprises a cylinder and a heating element provided at the wall of the cylinder, the said porous component has a run-through atomizing chamber; the electric heating rod is in the said atomizing chamber and there is a negative pressure cavity in the atomizing chamber, 30 35

12

wherein said heating element is heating wire, which is wound on the wall of the cylinder; on the wall of both ends of the cylinder, there are mandrils respectively; the said porous component has a protuberance on one end, and the protuberance fits with the cigarette solution storage area; the said protuberance is a protruding half sphere, on the side of which there is a run-through hole connecting to the atomizing chamber.

40. An aerosol electronic cigarette of claim 39, wherein the said heating wire is made of platinum wire, nickel-chromium alloy wire or iron-chromium alloy wire containing rare earth, or is flaked.

41. An aerosol electronic cigarette, comprising:

a battery assembly, an atomizer assembly, a cigarette-solution storage area, and a shell that is hollow: the said battery assembly connects with the said atomizer assembly, and both are located in the said shell; the said cigarette solution storage area is located in one end of the shell, and fits with at least a portion of the said atomizer assembly inside it; the said shell has through-air-inlets; the atomizer assembly is an atomizer, which includes a porous component and an electric heating rod; wherein the electric heating rod comprises a cylinder and a heating element provided at the wall of the cylinder, the said porous component has a run-through atomizing chamber; the electric heating rod is in the said atomizing chamber and there is a negative pressure cavity in the atomizing chamber, 30

wherein said heating element is made of electrically conductive ceramic PTC material; the said heating element is set on the wall of the said cylinder; on the wall of both ends of the said cylinder, there are mandrils respectively; the said porous component has a protuberance on one end, and the said protuberance fits with the said cigarette solution storage area; the said protuberance is a half sphere, on the side of which there is a run-through hole connecting to the said atomizing chamber. 35

* * * * *

**UNITED STATES DISTRICT COURT
CENTRAL DISTRICT OF CALIFORNIA**

NOTICE OF ASSIGNMENT TO UNITED STATES MAGISTRATE JUDGE FOR DISCOVERY

This case has been assigned to District Judge Christina A. Snyder and the assigned discovery Magistrate Judge is Patrick J. Walsh.

The case number on all documents filed with the Court should read as follows:

CV12- 5462 CAS (PJWx)

Pursuant to General Order 05-07 of the United States District Court for the Central District of California, the Magistrate Judge has been designated to hear discovery related motions.

All discovery related motions should be noticed on the calendar of the Magistrate Judge

=====

NOTICE TO COUNSEL

A copy of this notice must be served with the summons and complaint on all defendants (if a removal action is filed, a copy of this notice must be served on all plaintiffs).

Subsequent documents must be filed at the following location:

[X] Western Division
312 N. Spring St., Rm. G-8
Los Angeles, CA 90012

[] Southern Division
411 West Fourth St., Rm. 1-053
Santa Ana, CA 92701-4516

[] Eastern Division
3470 Twelfth St., Rm. 134
Riverside, CA 92501

Failure to file at the proper location will result in your documents being returned to you.

Name & Address:

Michael J. Wise, Bar No. 143501
 PERKINS COIE LLP
 1888 Century Park East, Suite 1700
 Los Angeles, CA 90067-1721
 310.788.9900

UNITED STATES DISTRICT COURT
 CENTRAL DISTRICT OF CALIFORNIA

RUYAN INVESTMENT (HOLDINGS) LIMITED,
 a British Virgin Islands company,

PLAINTIFF(S)

v.

THE SAFE CIG, LLC, a California limited liability
 company,

DEFENDANT(S).

CASE NUMBER

CV12-5462-CAS (PSLJk)

SUMMONS

TO: DEFENDANT(S):

A lawsuit has been filed against you.

Within 21 days after service of this summons on you (not counting the day you received it), you must serve on the plaintiff an answer to the attached ☒ complaint ☐ amended complaint ☐ counterclaim ☐ cross-claim or a motion under Rule 12 of the Federal Rules of Civil Procedure. The answer or motion must be served on the plaintiff's attorney, Michael J. Wise, whose address is Perkins Coie LLP, 1888 Century Park East, Suite 1700, Los Angeles, CA 90067-1721. If you fail to do so, judgment by default will be entered against you for the relief demanded in the complaint. You also must file your answer or motion with the court.

Clerk, U.S. District Court

Dated: June 22, 2012By: Manely. Dean

Deputy Clerk

(Seal of the Court)

[Use 60 days if the defendant is the United States or a United States agency, or is an officer or employee of the United States. Allowed 60 days by Rule 12(a)(3)].

UNITED STATES DISTRICT COURT, CENTRAL DISTRICT OF CALIFORNIA
CIVIL COVER SHEET

I (a) PLAINTIFFS (Check box if you are representing yourself <input type="checkbox"/> RUYAN INVESTMENT (HOLDINGS) LIMITED, a British Virgin Islands company,	DEFENDANTS THE SAFE CIG, LLC, a California limited liability company,
(b) Attorneys (Firm Name, Address and Telephone Number. If you are representing yourself, provide same.) Michael J. Wise, Perkins Coie LLP, 1888 Century Park East, Suite 1700, Los Angeles, CA 90067-1721 310.788.9900	Attorneys (If Known)

II. BASIS OF JURISDICTION (Place an X in one box only.) <input type="checkbox"/> 1 U.S. Government Plaintiff <input checked="" type="checkbox"/> 3 Federal Question (U.S. Government Not a Party) <input type="checkbox"/> 2 U.S. Government Defendant <input type="checkbox"/> 4 Diversity (Indicate Citizenship of Parties in Item III)	III. CITIZENSHIP OF PRINCIPAL PARTIES - For Diversity Cases Only (Place an X in one box for plaintiff and one for defendant.) <table style="width:100%; border: none;"> <tr> <td></td> <td align="center">PTF</td> <td align="center">DEF</td> <td></td> <td align="center">PTF</td> <td align="center">DEF</td> </tr> <tr> <td>Citizen of This State</td> <td align="center"><input type="checkbox"/> 1</td> <td align="center"><input type="checkbox"/> 1</td> <td>Incorporated or Principal Place of Business in this State</td> <td align="center"><input type="checkbox"/> 4</td> <td align="center"><input type="checkbox"/> 4</td> </tr> <tr> <td>Citizen of Another State</td> <td align="center"><input type="checkbox"/> 2</td> <td align="center"><input type="checkbox"/> 2</td> <td>Incorporated and Principal Place of Business in Another State</td> <td align="center"><input type="checkbox"/> 5</td> <td align="center"><input type="checkbox"/> 5</td> </tr> <tr> <td>Citizen or Subject of a Foreign Country</td> <td align="center"><input type="checkbox"/> 3</td> <td align="center"><input type="checkbox"/> 3</td> <td>Foreign Nation</td> <td align="center"><input type="checkbox"/> 6</td> <td align="center"><input type="checkbox"/> 6</td> </tr> </table>		PTF	DEF		PTF	DEF	Citizen of This State	<input type="checkbox"/> 1	<input type="checkbox"/> 1	Incorporated or Principal Place of Business in this State	<input type="checkbox"/> 4	<input type="checkbox"/> 4	Citizen of Another State	<input type="checkbox"/> 2	<input type="checkbox"/> 2	Incorporated and Principal Place of Business in Another State	<input type="checkbox"/> 5	<input type="checkbox"/> 5	Citizen or Subject of a Foreign Country	<input type="checkbox"/> 3	<input type="checkbox"/> 3	Foreign Nation	<input type="checkbox"/> 6	<input type="checkbox"/> 6
	PTF	DEF		PTF	DEF																				
Citizen of This State	<input type="checkbox"/> 1	<input type="checkbox"/> 1	Incorporated or Principal Place of Business in this State	<input type="checkbox"/> 4	<input type="checkbox"/> 4																				
Citizen of Another State	<input type="checkbox"/> 2	<input type="checkbox"/> 2	Incorporated and Principal Place of Business in Another State	<input type="checkbox"/> 5	<input type="checkbox"/> 5																				
Citizen or Subject of a Foreign Country	<input type="checkbox"/> 3	<input type="checkbox"/> 3	Foreign Nation	<input type="checkbox"/> 6	<input type="checkbox"/> 6																				

IV. ORIGIN (Place an X in one box only.)

☒ 1 Original Proceeding
☐ 2 Removed from State Court
☐ 3 Remanded from Appellate Court
☐ 4 Reinstated or Reopened
☐ 5 Transferred from another district (specify): _____
☐ 6 Multi-District Litigation
☐ 7 Appeal to District Judge from Magistrate Judge

V. REQUESTED IN COMPLAINT: JURY DEMAND: ☒ Yes ☐ No (Check 'Yes' only if demanded in complaint.)

CLASS ACTION under F.R.C.P. 23: ☐ Yes ☒ No **MONEY DEMANDED IN COMPLAINT: \$** _____

VI. CAUSE OF ACTION (Cite the U.S. Civil Statute under which you are filing and write a brief statement of cause. Do not cite jurisdictional statutes unless diversity.)

Patent Infringement, 35 U.S.C. §§ 101, et seq., § 271.

VII. NATURE OF SUIT (Place an X in one box only.)

OTHER STATUTES <input type="checkbox"/> 400 State Reapportionment <input type="checkbox"/> 410 Antitrust <input type="checkbox"/> 430 Banks and Banking <input type="checkbox"/> 450 Commerce/ICC Rates/etc. <input type="checkbox"/> 460 Deportation <input type="checkbox"/> 470 Racketeer Influenced and Corrupt Organizations <input type="checkbox"/> 480 Consumer Credit <input type="checkbox"/> 490 Cable/Sat TV <input type="checkbox"/> 810 Selective Service <input type="checkbox"/> 850 Securities/Commodities/Exchange <input type="checkbox"/> 875 Customer Challenge 12 USC 3410 <input type="checkbox"/> 890 Other Statutory Actions <input type="checkbox"/> 891 Agricultural Act <input type="checkbox"/> 892 Economic Stabilization Act <input type="checkbox"/> 893 Environmental Matters <input type="checkbox"/> 894 Energy Allocation Act <input type="checkbox"/> 895 Freedom of Info. Act <input type="checkbox"/> 900 Appeal of Fee Determination Under Equal Access to Justice <input type="checkbox"/> 950 Constitutionality of State Statutes	CONTRACT <input type="checkbox"/> 110 Insurance <input type="checkbox"/> 120 Marine <input type="checkbox"/> 130 Miller Act <input type="checkbox"/> 140 Negotiable Instrument <input type="checkbox"/> 150 Recovery of Overpayment & Enforcement of Judgment <input type="checkbox"/> 151 Medicare Act <input type="checkbox"/> 152 Recovery of Defaulted Student Loan (Excl. Veterans) <input type="checkbox"/> 153 Recovery of Overpayment of Veteran's Benefits <input type="checkbox"/> 160 Stockholders' Suits <input type="checkbox"/> 190 Other Contract <input type="checkbox"/> 195 Contract Product Liability <input type="checkbox"/> 196 Franchise REAL PROPERTY <input type="checkbox"/> 210 Land Condemnation <input type="checkbox"/> 220 Foreclosure <input type="checkbox"/> 230 Rent Lease & Ejectment <input type="checkbox"/> 240 Torts to Land <input type="checkbox"/> 245 Tort Product Liability <input type="checkbox"/> 290 All Other Real Property	TORTS PERSONAL INJURY <input type="checkbox"/> 310 Airplane <input type="checkbox"/> 315 Airplane Product Liability <input type="checkbox"/> 320 Assault, Libel & Slander <input type="checkbox"/> 330 Fed. Employers' Liability <input type="checkbox"/> 340 Marine <input type="checkbox"/> 345 Marine Product Liability <input type="checkbox"/> 350 Motor Vehicle <input type="checkbox"/> 355 Motor Vehicle Product Liability <input type="checkbox"/> 360 Other Personal Injury <input type="checkbox"/> 362 Personal Injury-Med Malpractice <input type="checkbox"/> 365 Personal Injury-Product Liability <input type="checkbox"/> 368 Asbestos Personal Injury Product Liability IMMIGRATION <input type="checkbox"/> 462 Naturalization Application <input type="checkbox"/> 463 Habeas Corpus-Alien Detainee <input type="checkbox"/> 465 Other Immigration Actions	TORTS PERSONAL PROPERTY <input type="checkbox"/> 370 Other Fraud <input type="checkbox"/> 371 Truth in Lending <input type="checkbox"/> 380 Other Personal Property Damage <input type="checkbox"/> 385 Property Damage Product Liability BANKRUPTCY <input type="checkbox"/> 422 Appeal 28 USC 158 <input type="checkbox"/> 423 Withdrawal 28 USC 157 CIVIL RIGHTS <input type="checkbox"/> 441 Voting <input type="checkbox"/> 442 Employment <input type="checkbox"/> 443 Housing/Accommodations <input type="checkbox"/> 444 Welfare <input type="checkbox"/> 445 American with Disabilities - Employment <input type="checkbox"/> 446 American with Disabilities - Other <input type="checkbox"/> 440 Other Civil Rights	PRISONER PETITIONS <input type="checkbox"/> 510 Motions to Vacate Sentence <input type="checkbox"/> 530 Habeas Corpus <input type="checkbox"/> 530 General <input type="checkbox"/> 535 Death Penalty <input type="checkbox"/> 540 Mandamus/Other <input type="checkbox"/> 550 Civil Rights <input type="checkbox"/> 555 Prison Condition FORFEITURE/PENALTY <input type="checkbox"/> 610 Agriculture <input type="checkbox"/> 620 Other Food & Drug <input type="checkbox"/> 625 Drug Related Seizure of Property 21 USC 881 <input type="checkbox"/> 630 Liquor Laws <input type="checkbox"/> 640 R.R. & Truck <input type="checkbox"/> 650 Airline Regs <input type="checkbox"/> 660 Occupational Safety/Health <input type="checkbox"/> 690 Other	LABOR <input type="checkbox"/> 710 Fair Labor Standards Act <input type="checkbox"/> 720 Labor/Mgmt. Relations <input type="checkbox"/> 730 Labor/Mgmt. Reporting & Disclosure Act <input type="checkbox"/> 740 Railway Labor Act <input type="checkbox"/> 790 Other Labor Litigation <input type="checkbox"/> 791 Empl. Ret. Inc. Security Act PROPERTY RIGHTS <input type="checkbox"/> 820 Copyrights <input checked="" type="checkbox"/> 830 Patent <input type="checkbox"/> 840 Trademark SOCIAL SECURITY <input type="checkbox"/> 861 HIA (1395ff) <input type="checkbox"/> 862 Black Lung (923) <input type="checkbox"/> 863 DIWC/DIWW (405(g)) <input type="checkbox"/> 864 SSID Title XVI <input type="checkbox"/> 865 RSI (405(g)) FEDERAL TAX SUITS <input type="checkbox"/> 870 Taxes (U.S. Plaintiff or Defendant) <input type="checkbox"/> 871 IRS-Third Party 26 USC 7609
---	--	--	---	---	--

FOR OFFICE USE ONLY: Case Number: _____

CV12-5462

AFTER COMPLETING THE FRONT SIDE OF FORM CV-71, COMPLETE THE INFORMATION REQUESTED BELOW.

**UNITED STATES DISTRICT COURT, CENTRAL DISTRICT OF CALIFORNIA
CIVIL COVER SHEET**

VIII(a). IDENTICAL CASES: Has this action been previously filed in this court and dismissed, remanded or closed? ☒ No ☐ Yes

If yes, list case number(s): _____

VIII(b). RELATED CASES: Have any cases been previously filed in this court that are related to the present case? ☐ No ☒ Yes

If yes, list case number(s): CV11-0367 and CV11-6268 GAF FFMX

GAF FFMX

Civil cases are deemed related if a previously filed case and the present case:

- (Check all boxes that apply) ☐ A. Arise from the same or closely related transactions, happenings, or events; or
☒ B. Call for determination of the same or substantially related or similar questions of law and fact; or
☒ C. For other reasons would entail substantial duplication of labor if heard by different judges; or
☐ D. Involve the same patent, trademark or copyright, and one of the factors identified above in a, b or c also is present.

IX. VENUE: (When completing the following information, use an additional sheet if necessary.)

(a) List the County in this District; California County outside of this District; State if other than California; or Foreign Country, in which **EACH** named plaintiff resides.

☐ Check here if the government, its agencies or employees is a named plaintiff. If this box is checked, go to item (b).

County in this District:*	California County outside of this District; State, if other than California; or Foreign Country
	British Virgin Islands

(b) List the County in this District; California County outside of this District; State if other than California; or Foreign Country, in which **EACH** named defendant resides.

☐ Check here if the government, its agencies or employees is a named defendant. If this box is checked, go to item (c).

County in this District:*	California County outside of this District; State, if other than California; or Foreign Country
Los Angeles	

(c) List the County in this District; California County outside of this District; State if other than California; or Foreign Country, in which **EACH** claim arose.

Note: In land condemnation cases, use the location of the tract of land involved.

County in this District:*	California County outside of this District; State, if other than California; or Foreign Country
Los Angeles	

* Los Angeles, Orange, San Bernardino, Riverside, Ventura, Santa Barbara, or San Luis Obispo Counties

Note: In land condemnation cases, use the location of the tract of land involved

X. SIGNATURE OF ATTORNEY (OR PRO PER): Michael J. Wise Date June 22, 2012

Notice to Counsel/Parties: The CV-71 (JS-44) Civil Cover Sheet and the information contained herein neither replace nor supplement the filing and service of pleadings or other papers as required by law. This form, approved by the Judicial Conference of the United States in September 1974, is required pursuant to Local Rule 3-1 is not filed but is used by the Clerk of the Court for the purpose of statistics, venue and initiating the civil docket sheet. (For more detailed instructions, see separate instructions sheet.)

Key to Statistical codes relating to Social Security Cases:

Nature of Suit Code	Abbreviation	Substantive Statement of Cause of Action
861	HIA	All claims for health insurance benefits (Medicare) under Title 18, Part A, of the Social Security Act, as amended. Also, include claims by hospitals, skilled nursing facilities, etc., for certification as providers of services under the program. (42 U.S.C. 1935FF(b))
862	BL	All claims for "Black Lung" benefits under Title 4, Part B, of the Federal Coal Mine Health and Safety Act of 1969. (30 U.S.C. 923)
863	DIWC	All claims filed by insured workers for disability insurance benefits under Title 2 of the Social Security Act, as amended; plus all claims filed for child's insurance benefits based on disability. (42 U.S.C. 405(g))
863	DIWW	All claims filed for widows or widowers insurance benefits based on disability under Title 2 of the Social Security Act, as amended. (42 U.S.C. 405(g))
864	SSID	All claims for supplemental security income payments based upon disability filed under Title 16 of the Social Security Act, as amended.
865	RSI	All claims for retirement (old age) and survivors benefits under Title 2 of the Social Security Act, as amended. (42 U.S.C. (g))