



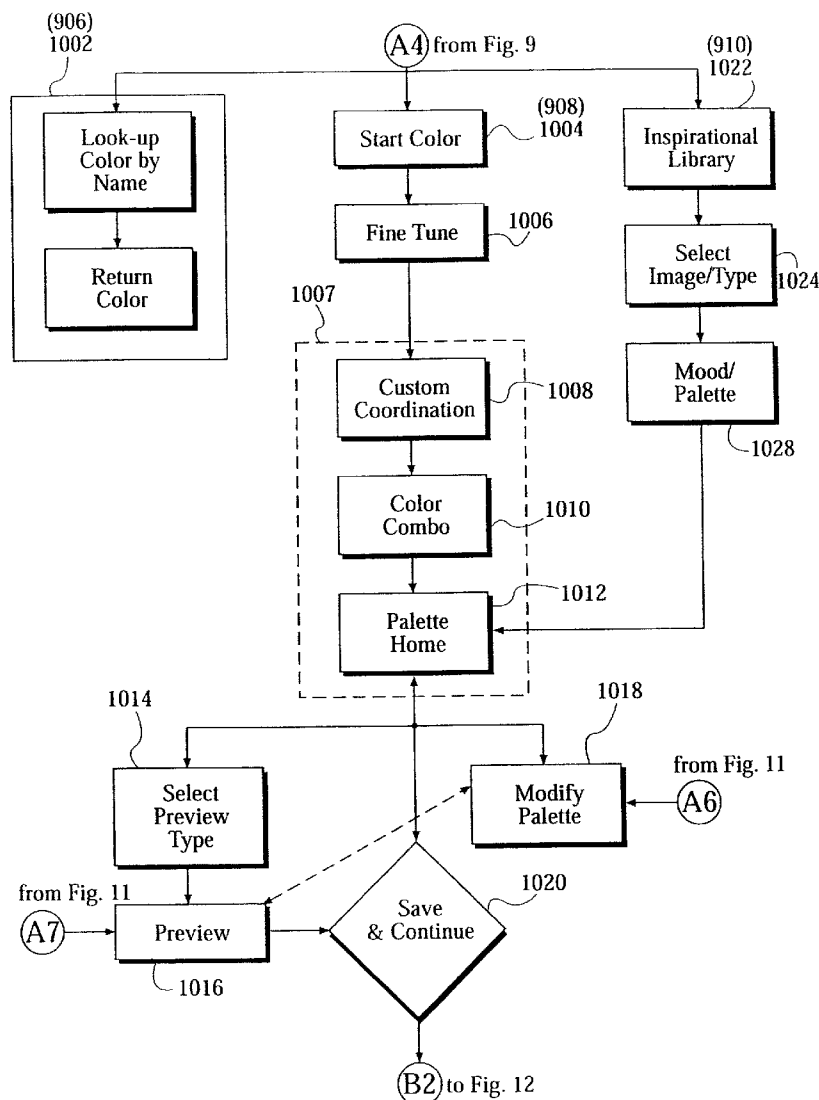
US 20100020095A1

(19) **United States**(12) **Patent Application Publication**
Reynolds et al.(10) **Pub. No.: US 2010/0020095 A1**(43) **Pub. Date: Jan. 28, 2010**(54) **DATA-DRIVEN COLOR COORDINATOR**continuation of application No. 10/703,351, filed on
Nov. 6, 2003, now Pat. No. 7,230,629.(76) Inventors: **Damien Reynolds**, Huntington
Beach, CA (US); **Mary Rose Rice**,
Laguna Niguel, CA (US); **Marc**
Webb, Orange, CA (US)**Publication Classification**(51) **Int. Cl.**
G09G 5/02 (2006.01)(52) **U.S. Cl.** **345/594; 382/162**

Correspondence Address:

Masco Corporation
c/o Greenberg Traurig LLP
2450 Colorado Avenue, Suite 400E
Santa Monica, CA 90404 (US)(57) **ABSTRACT**

A color selection and coordination system including a data-base of predetermined color relationships implementing a data-driven color model. A starting color is associated with a first color in the color database. One or more predefined color palettes associated with the first color may be retrieved, each palette including one or more coordinating colors, the coordinating colors being predetermined based on the first color and a color coordination algorithm.

(21) Appl. No.: **12/573,303**(22) Filed: **Oct. 5, 2009****Related U.S. Application Data**(63) Continuation of application No. 11/789,276, filed on
Apr. 23, 2007, now Pat. No. 7,605,824, which is a

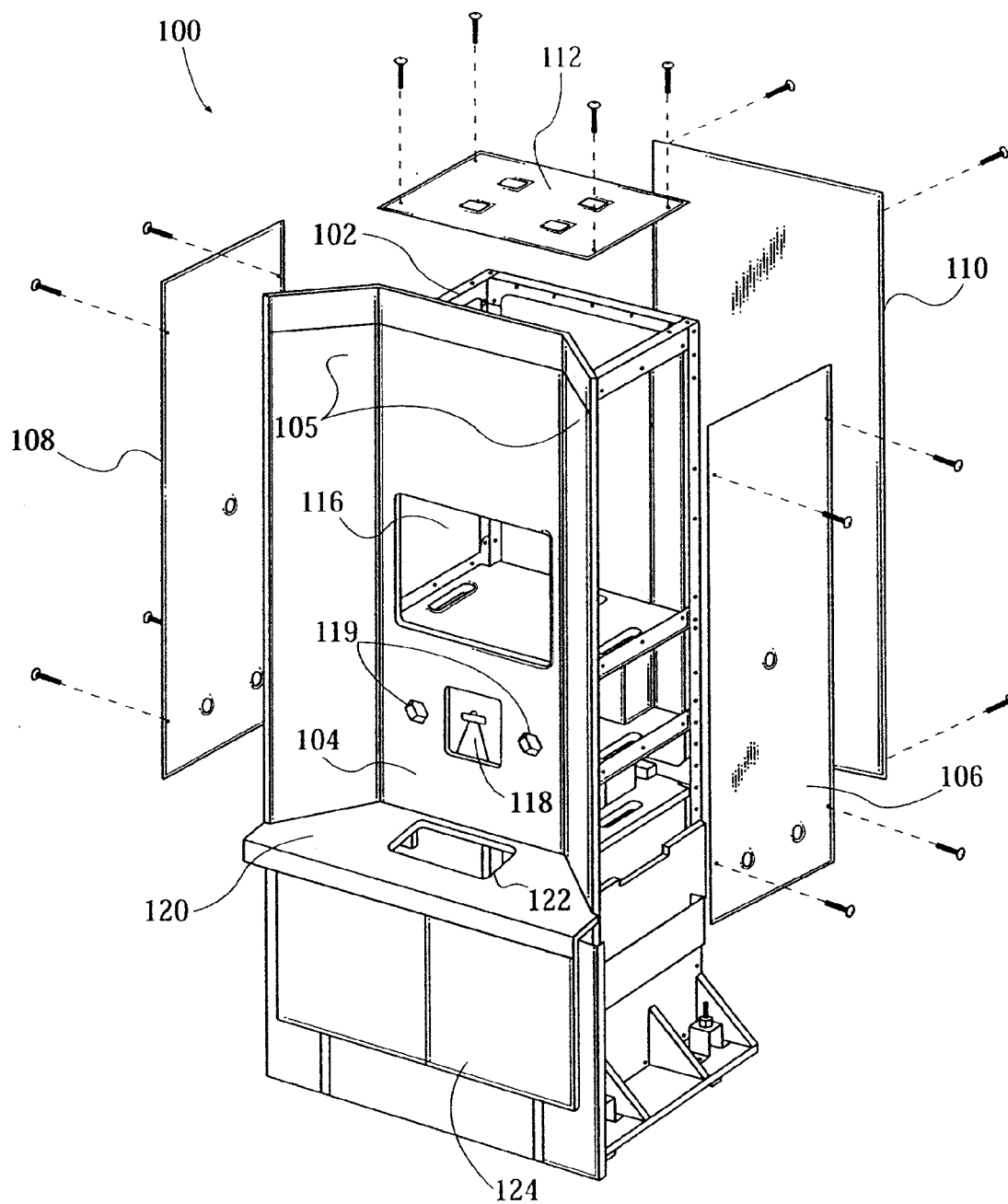


Fig. 1

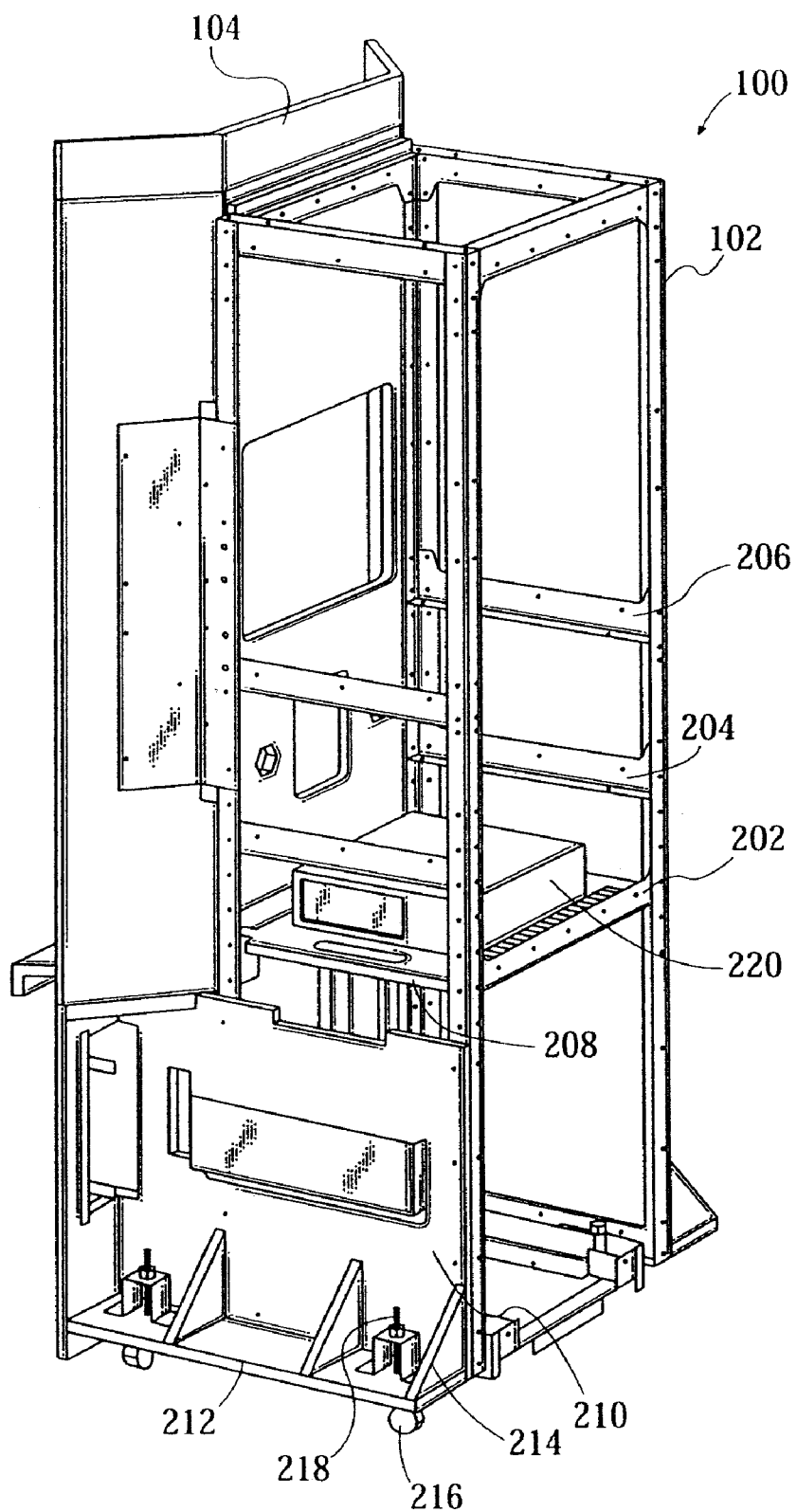


Fig. 2

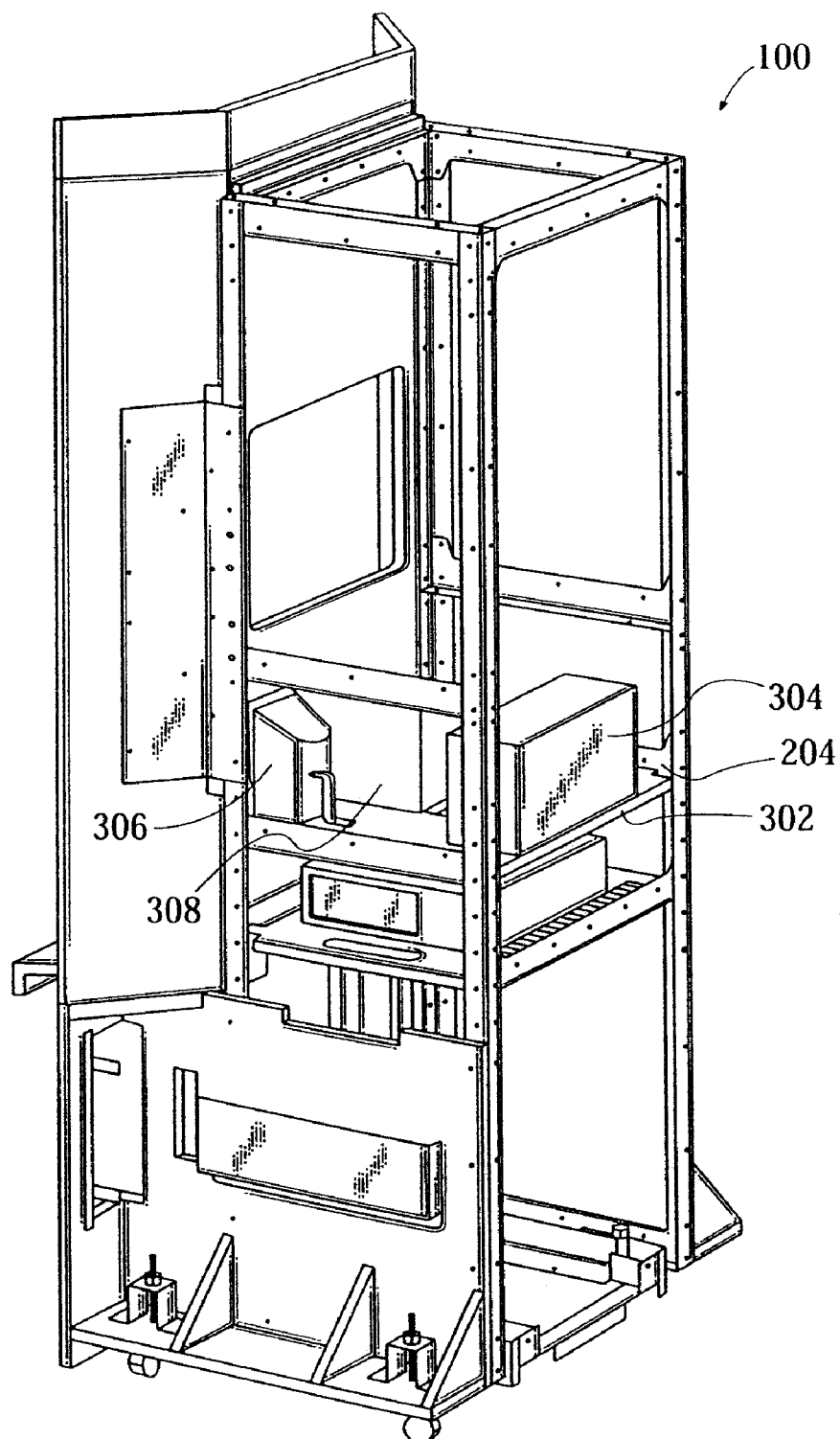


Fig. 3

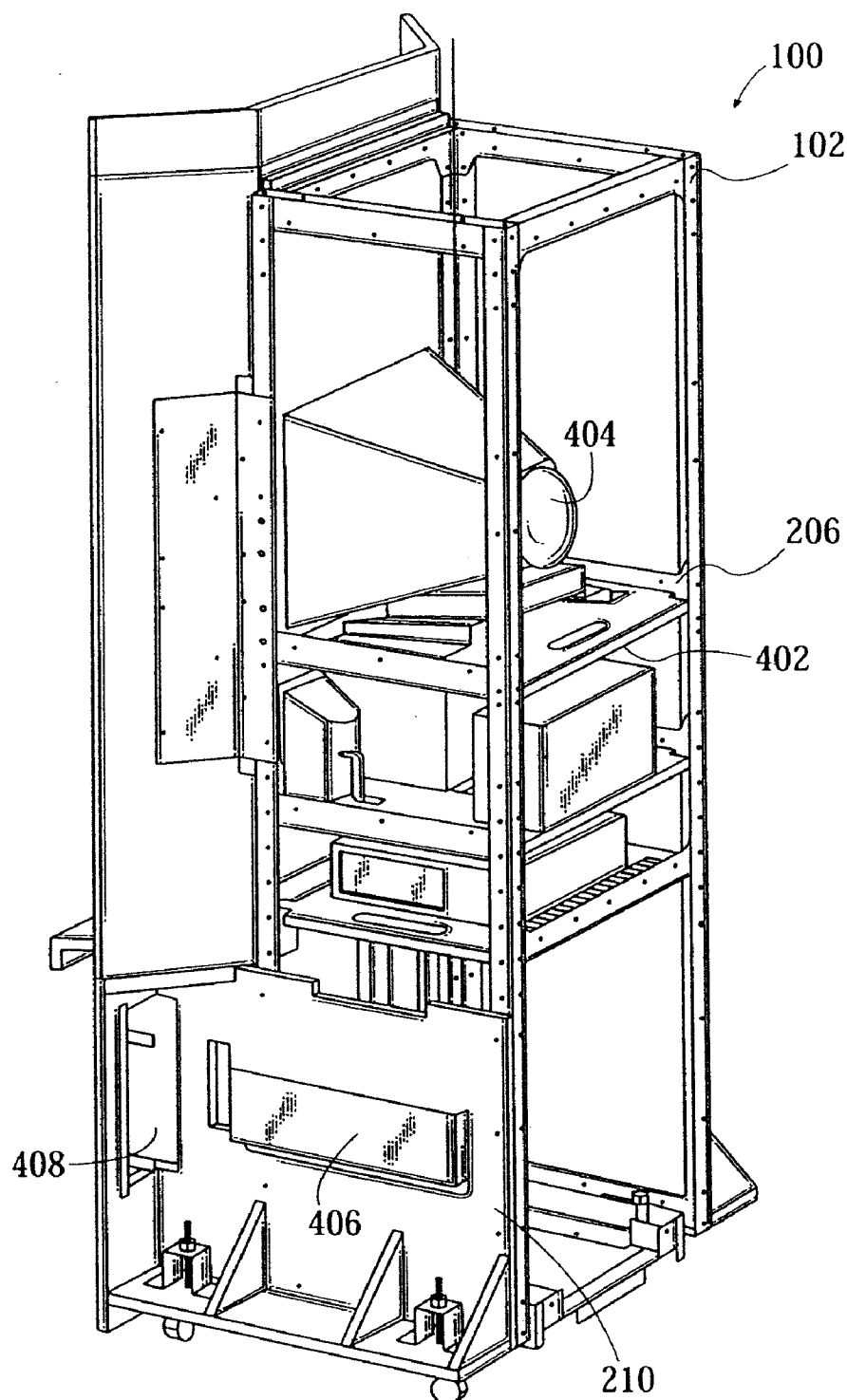


Fig. 4

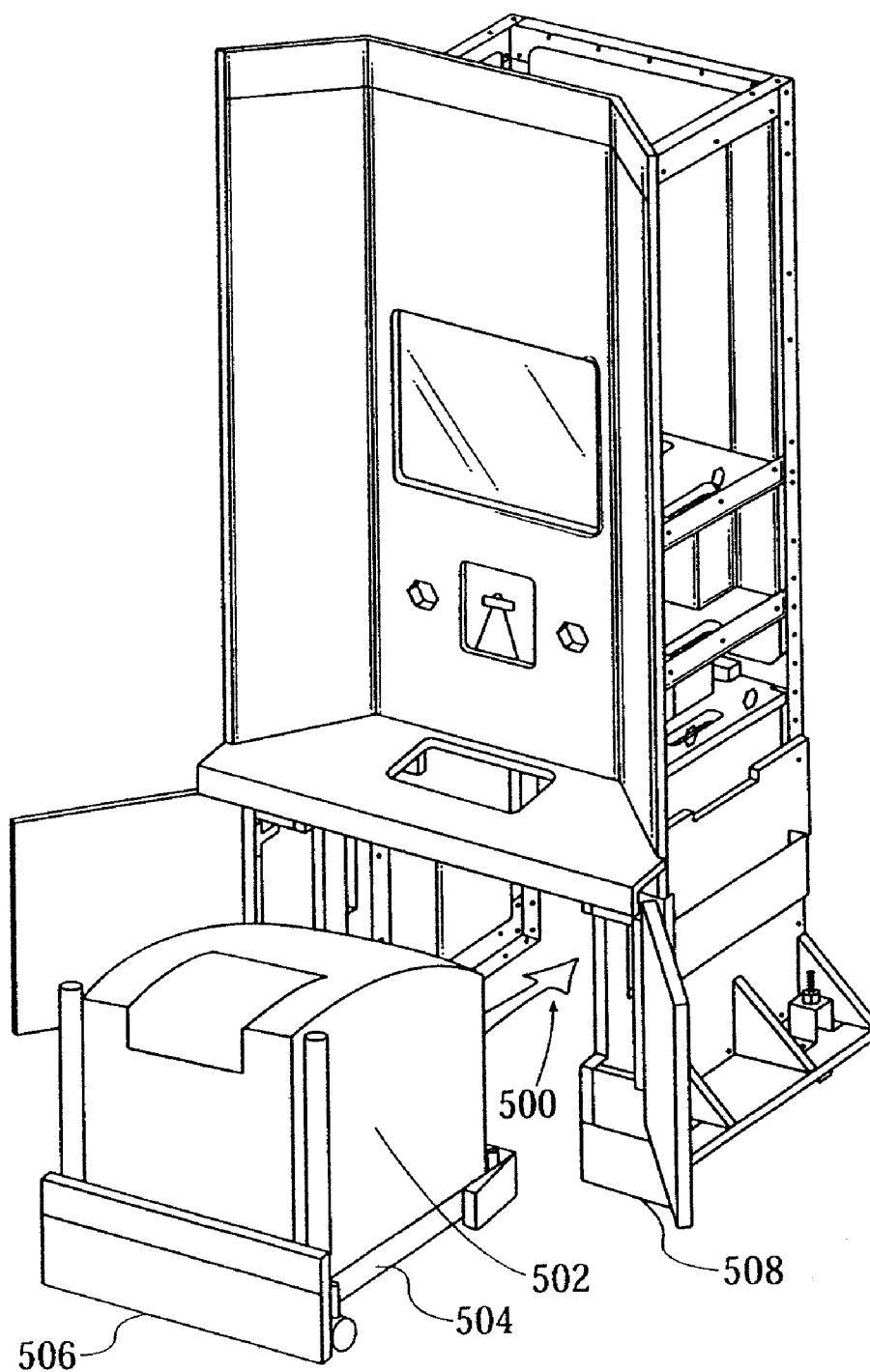


Fig. 5

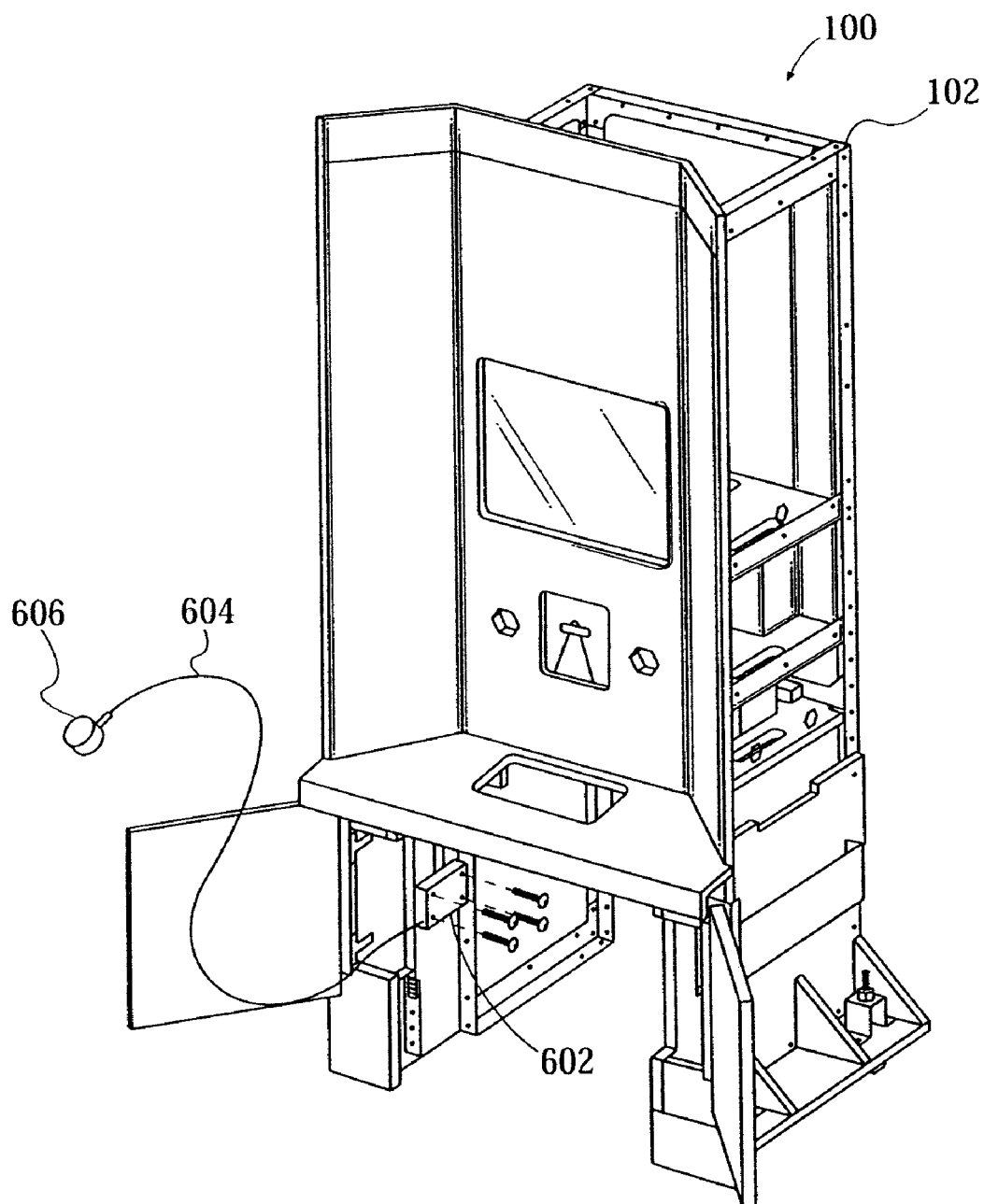


Fig. 6

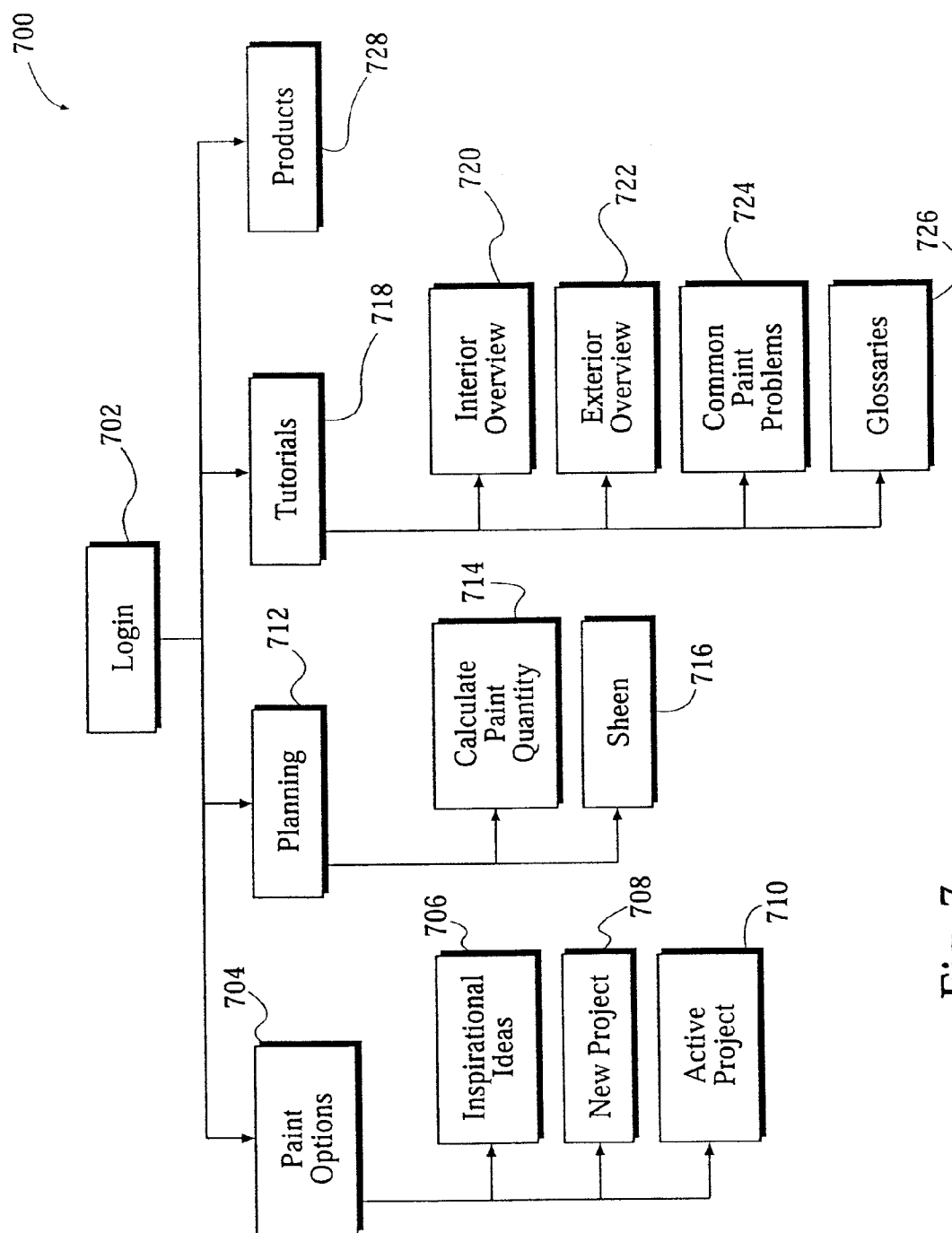


Fig. 7

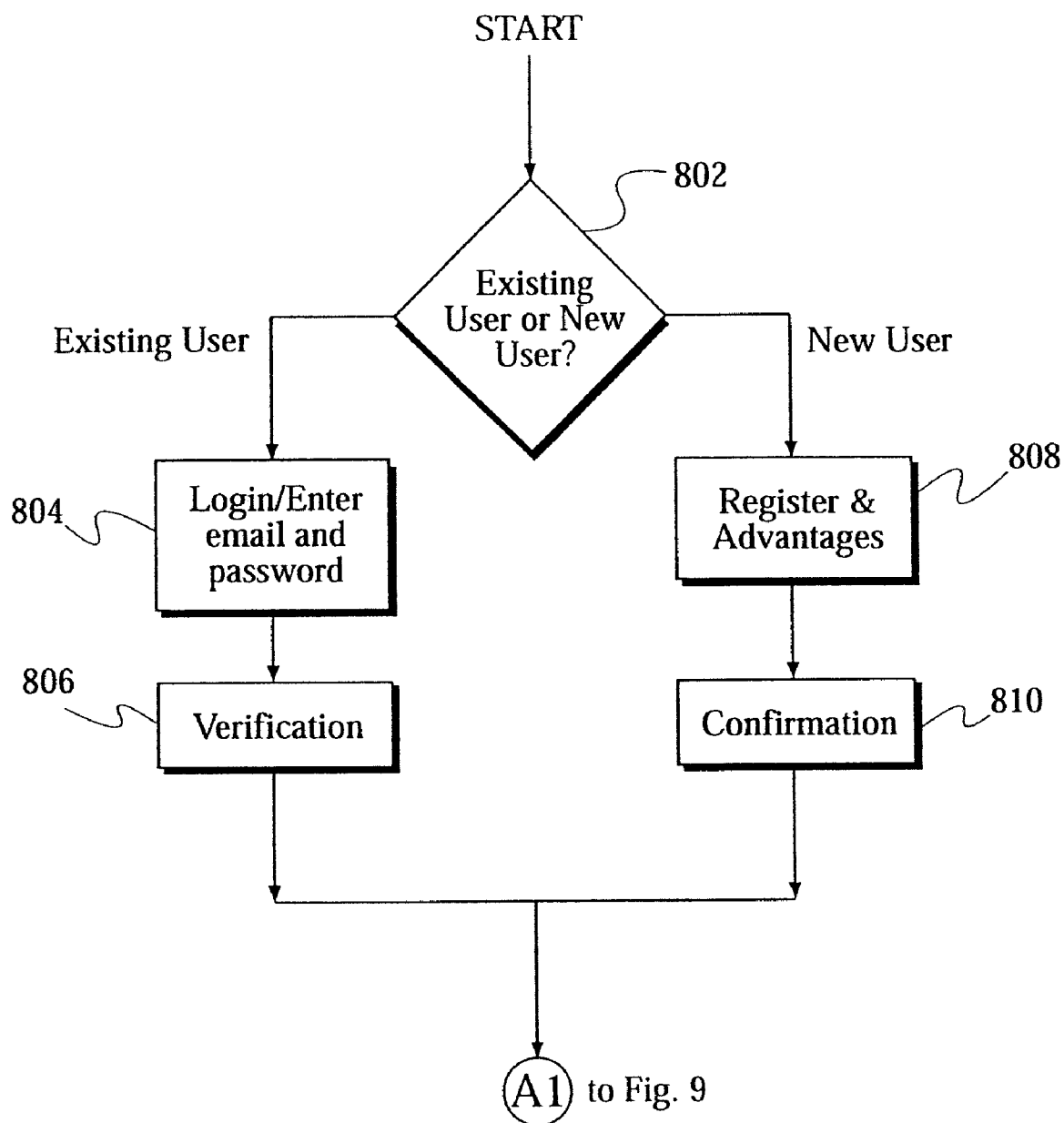


Fig. 8

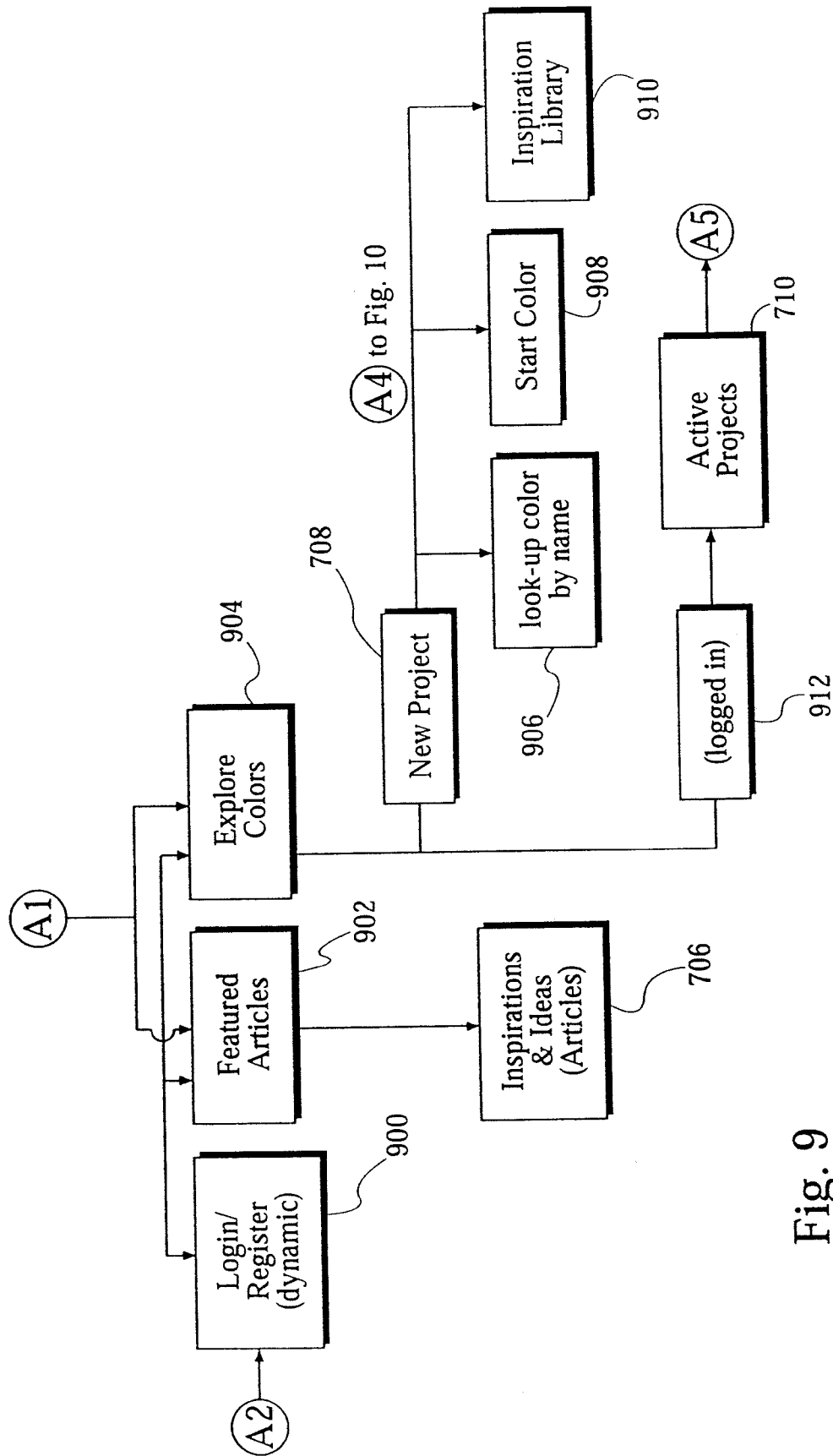


Fig. 9

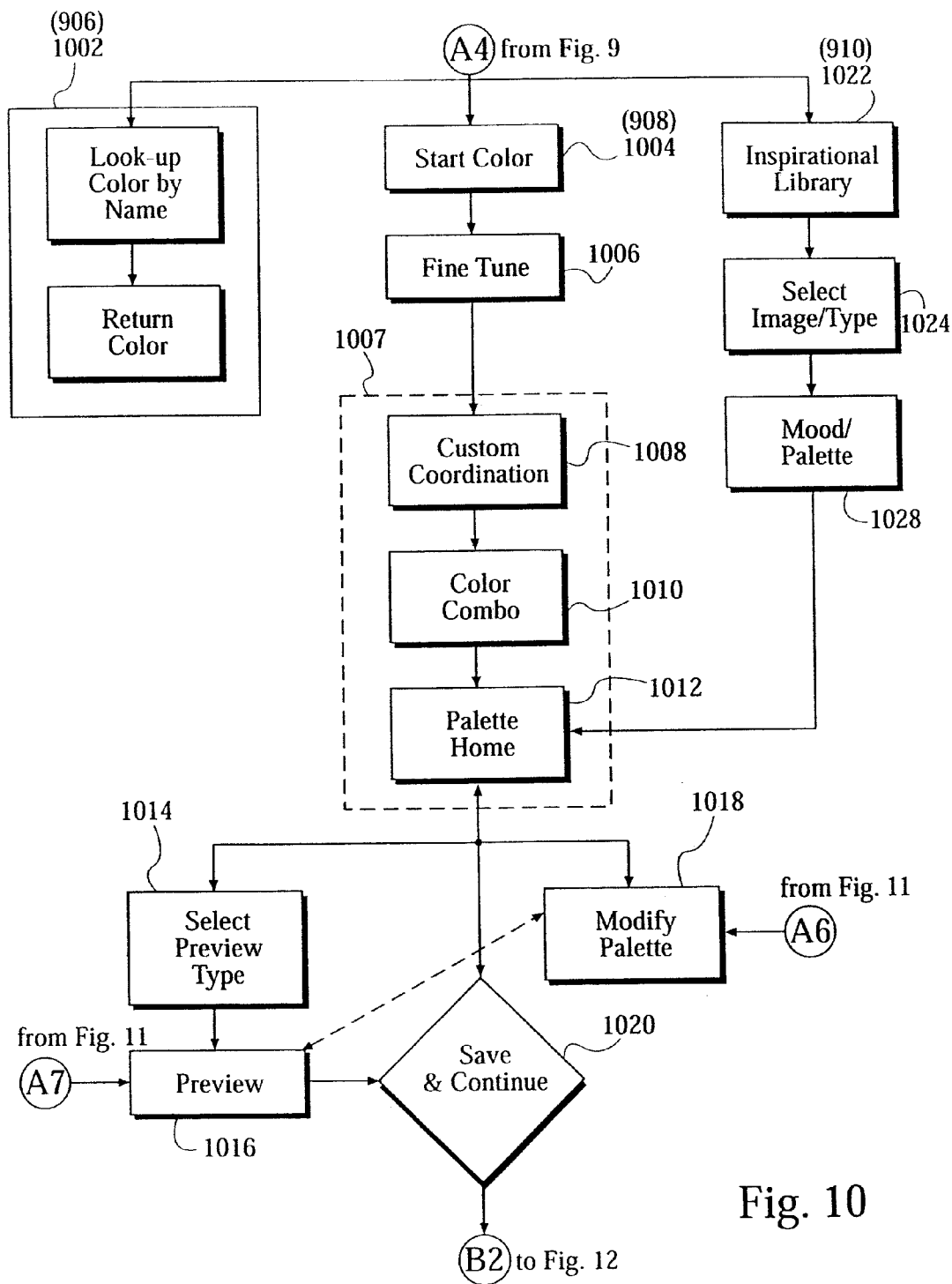


Fig. 10

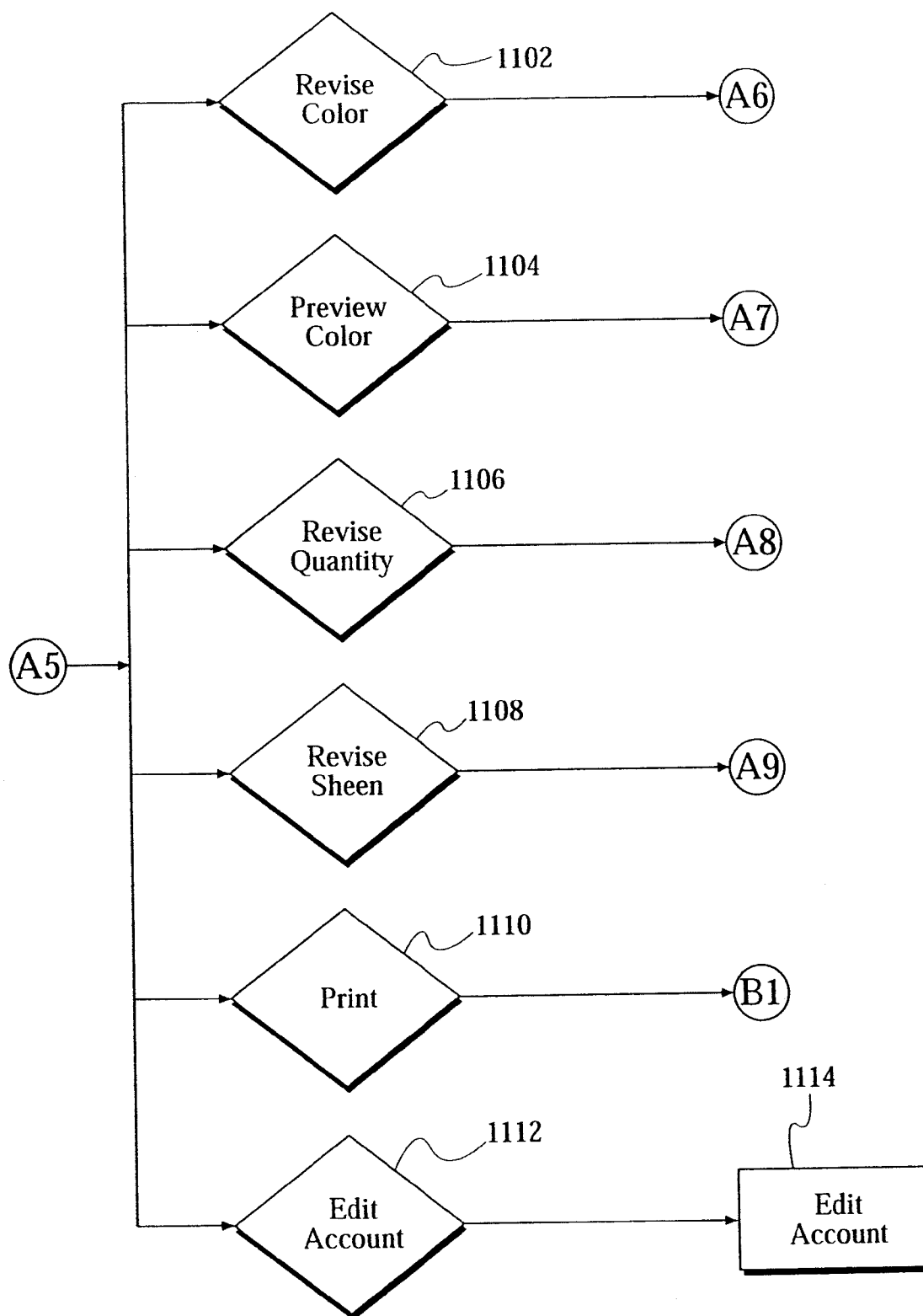


Fig. 11

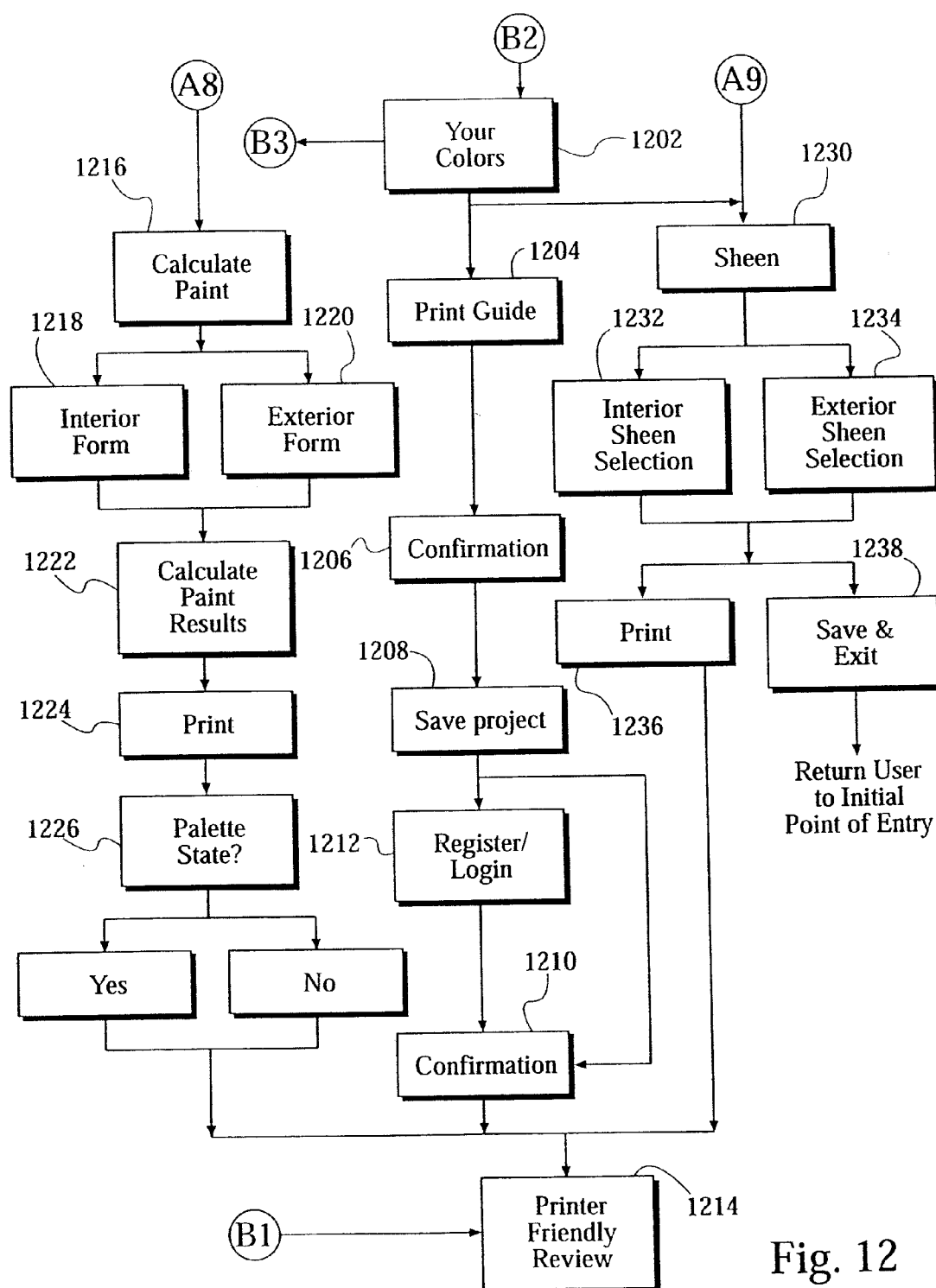


Fig. 12

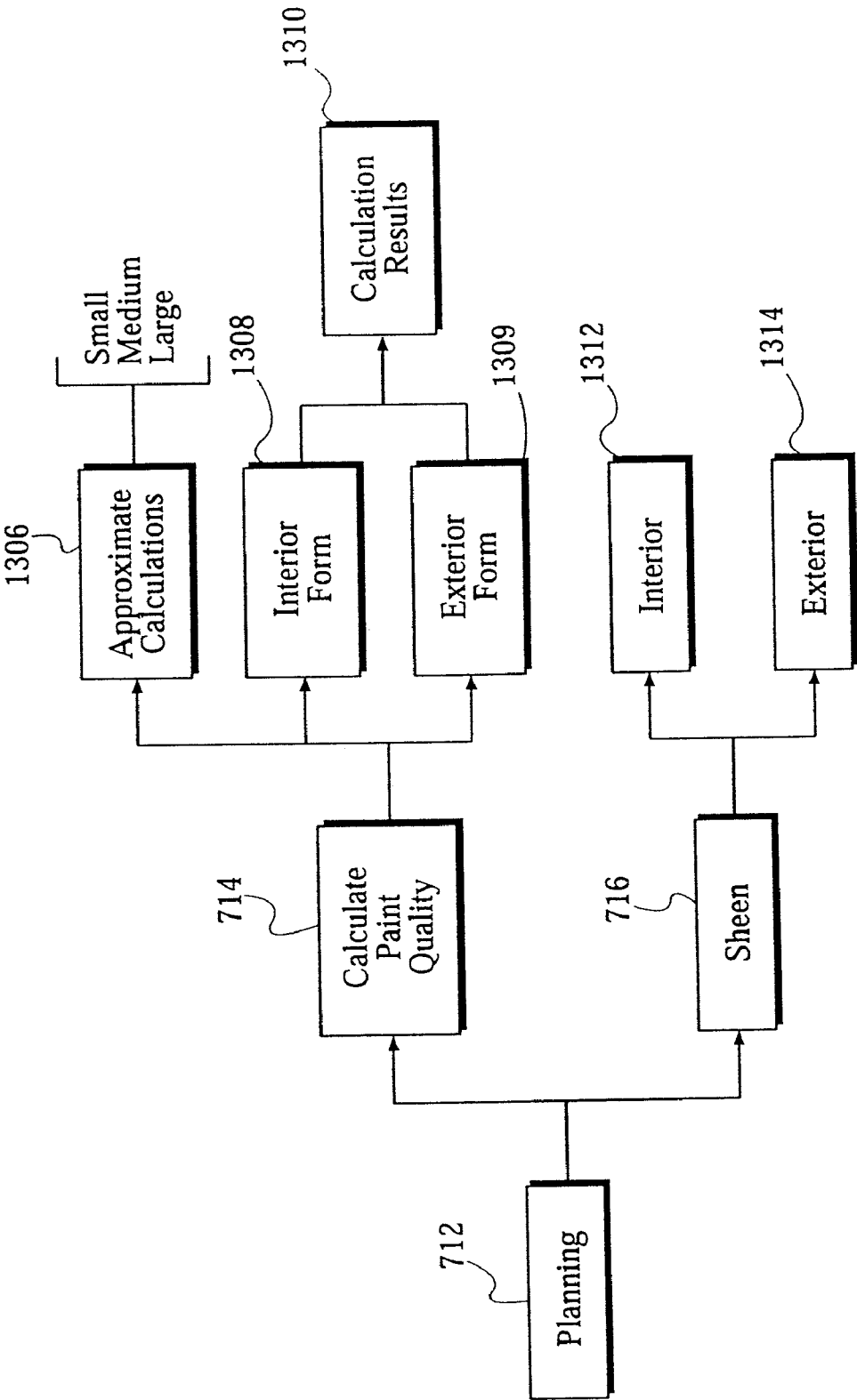


Fig. 13

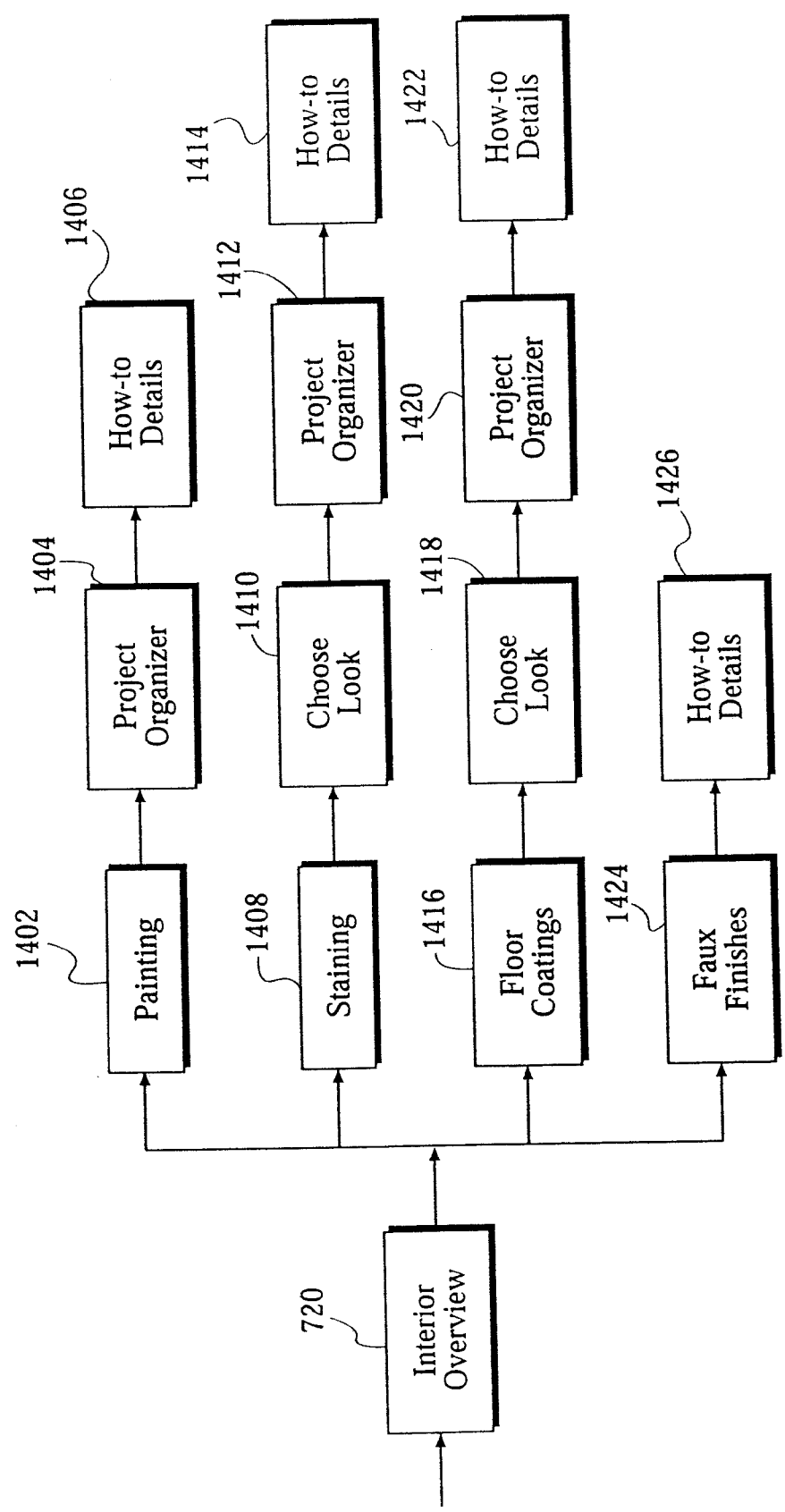


Fig. 14

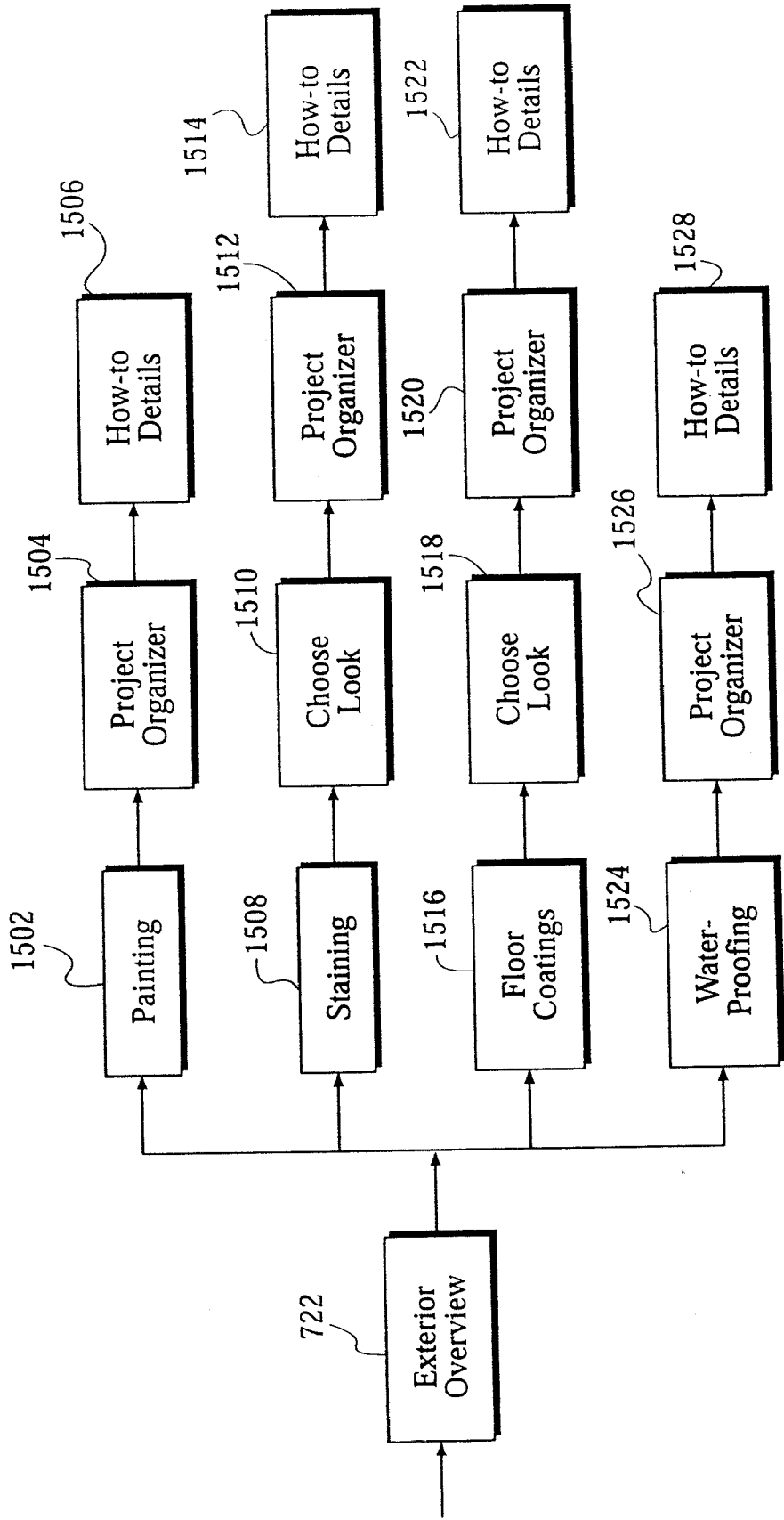


Fig. 15

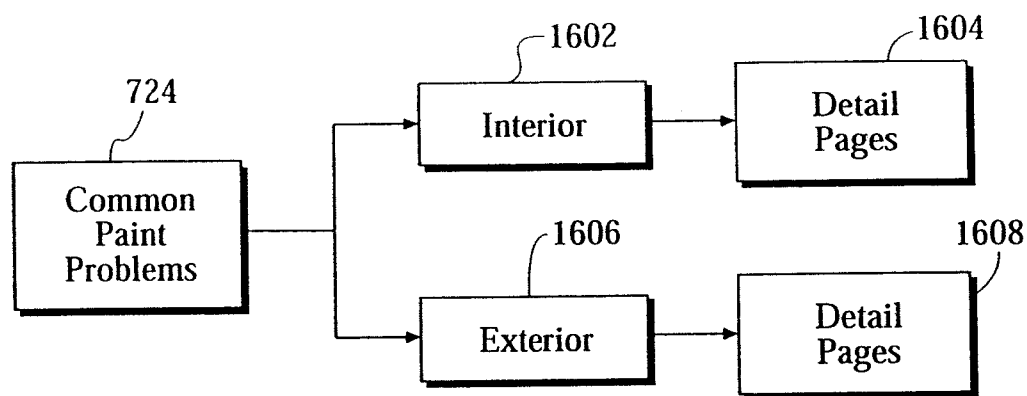


Fig. 16

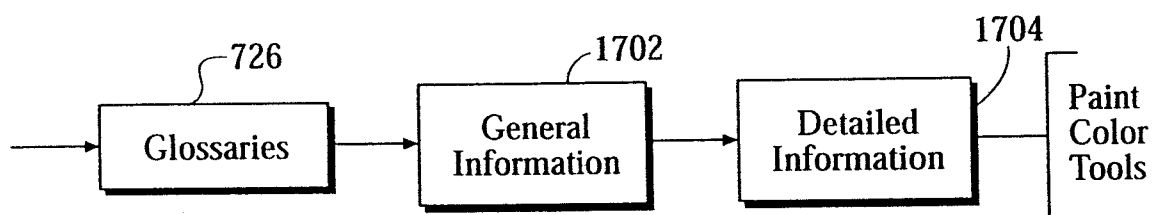


Fig. 17

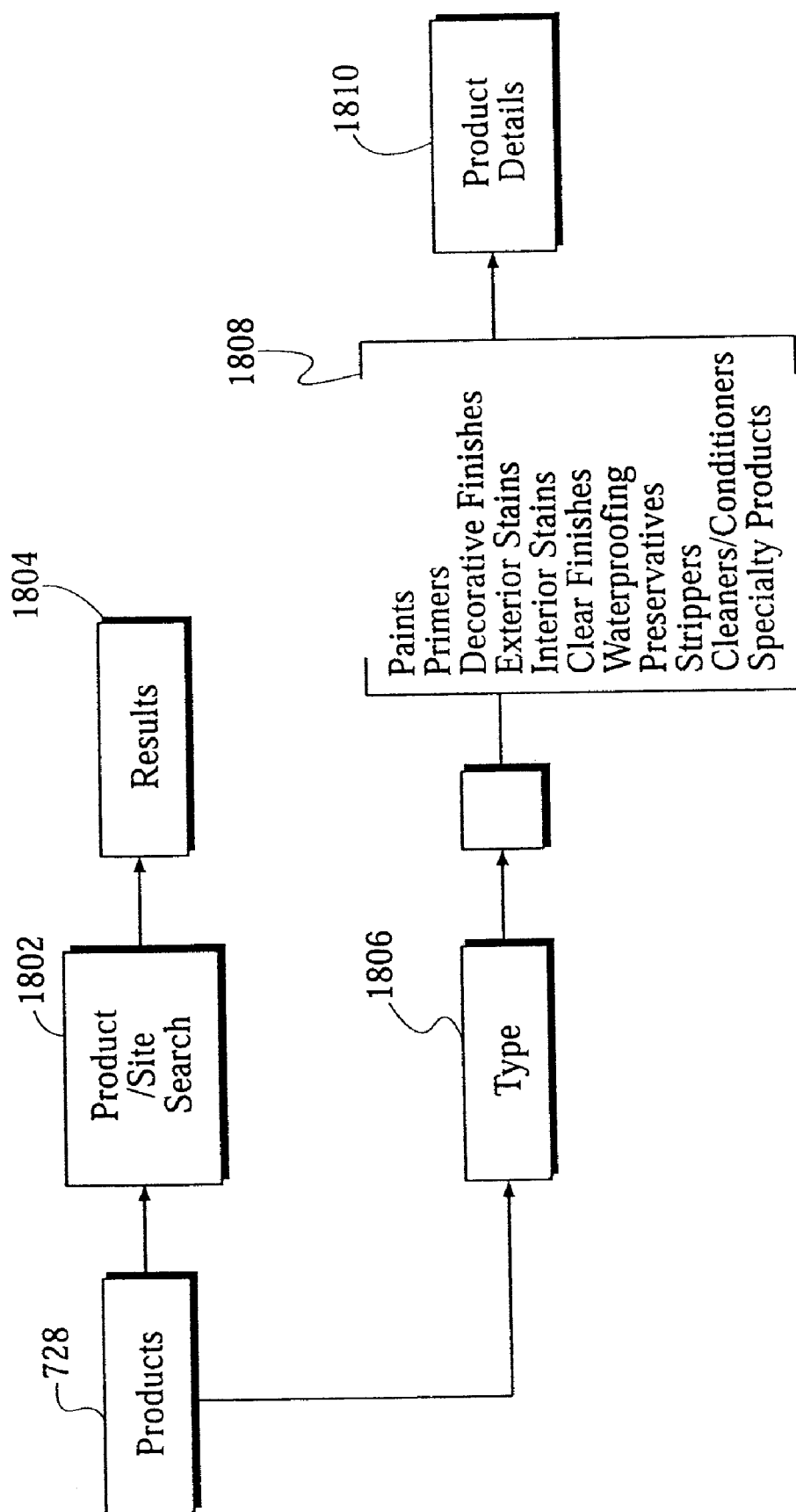


Fig. 18

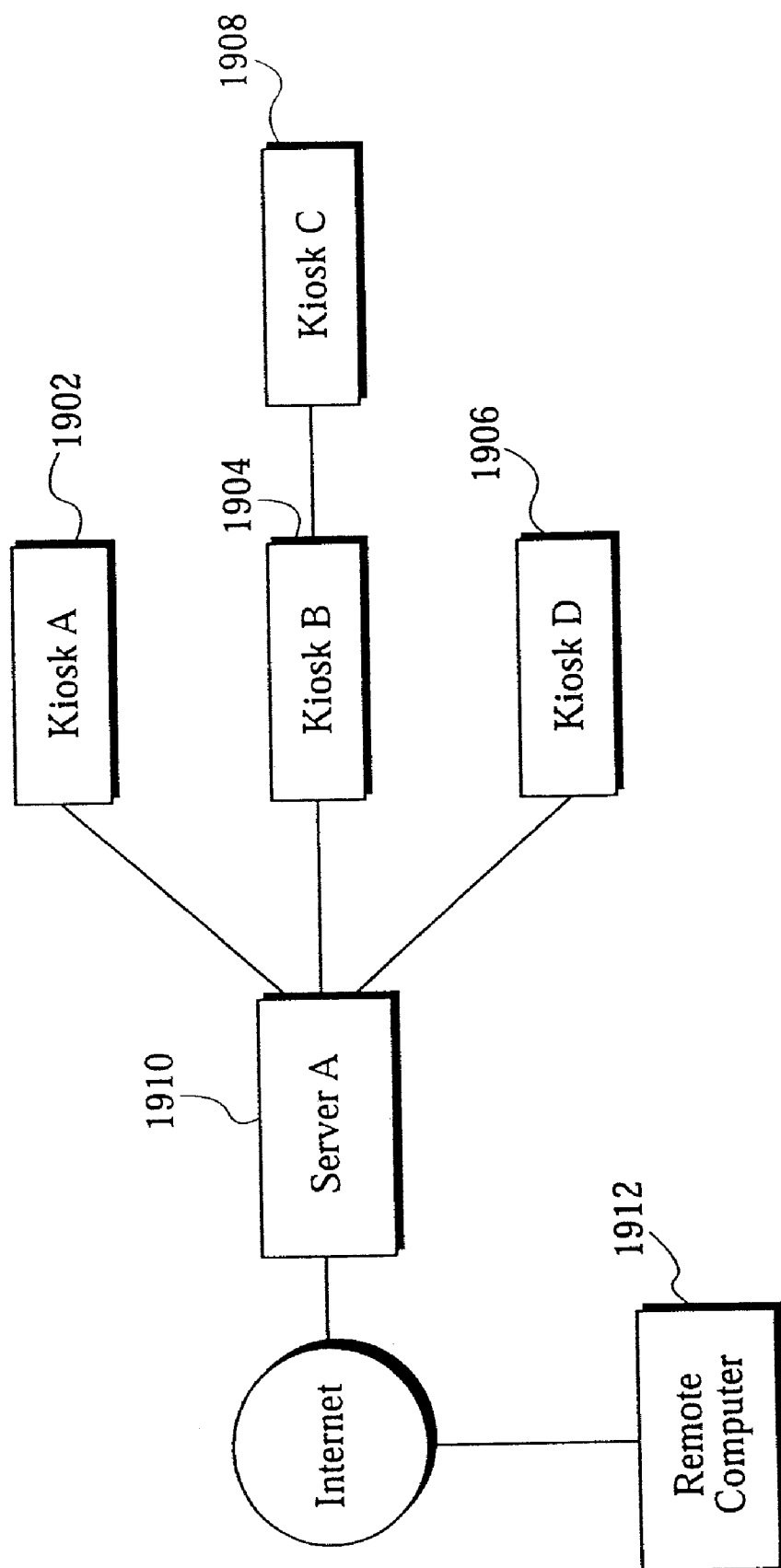


Fig. 19

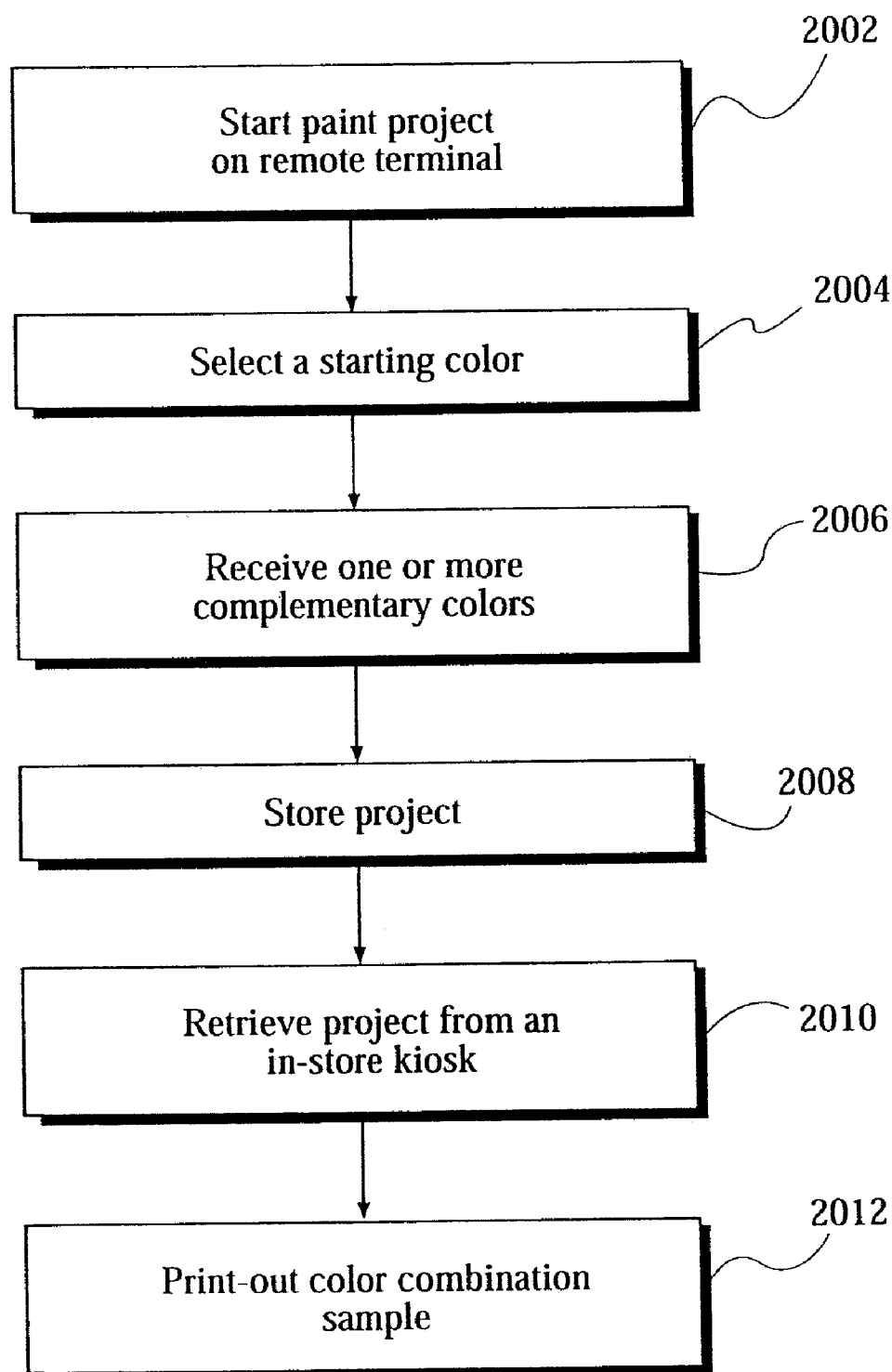


Fig. 20

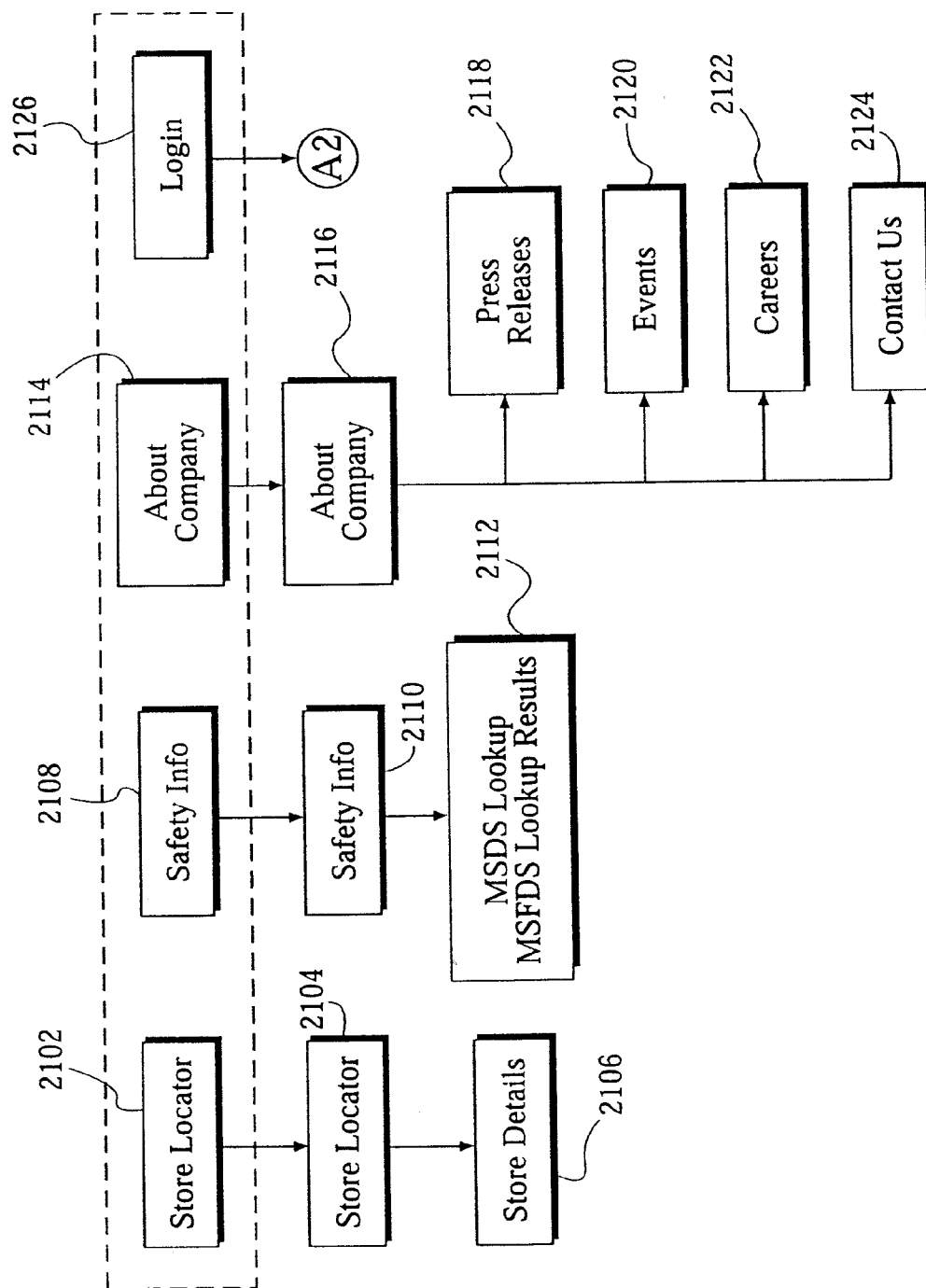


Fig. 21

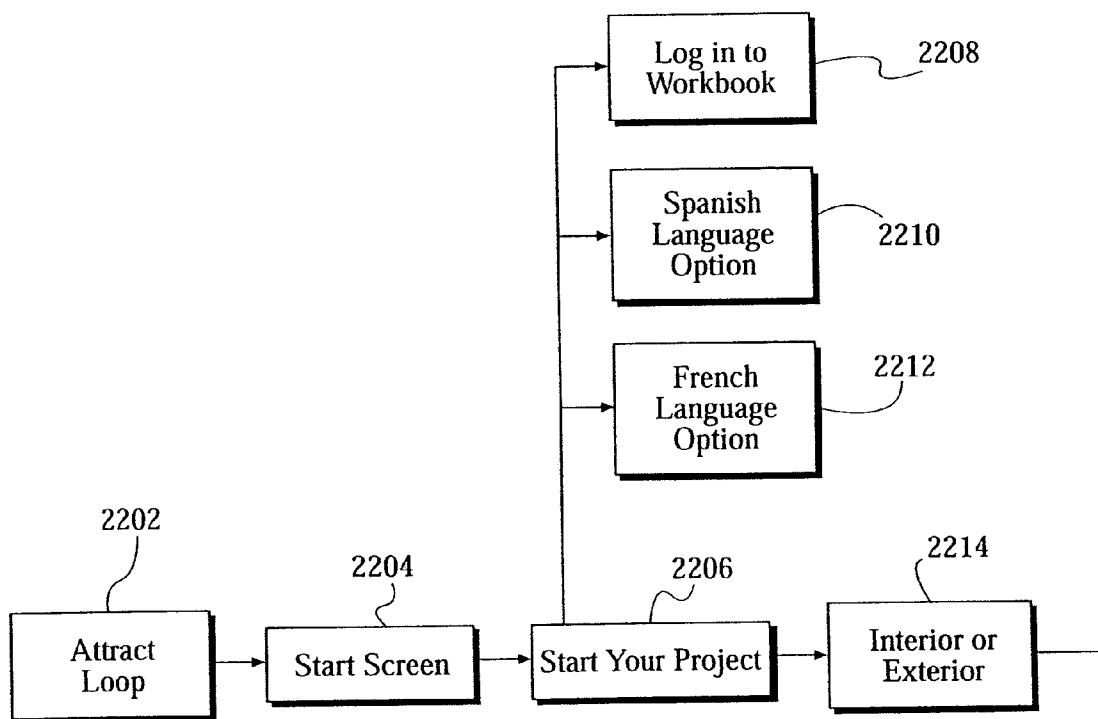


Fig. 22B

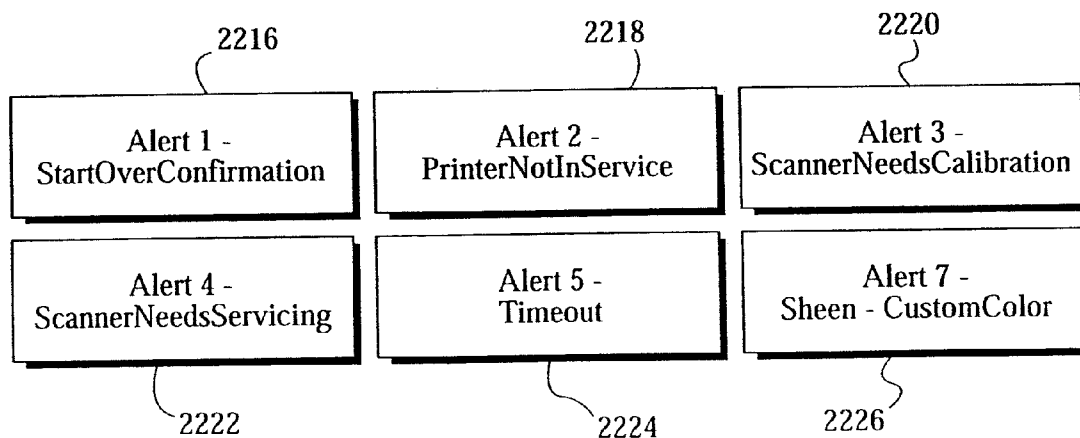
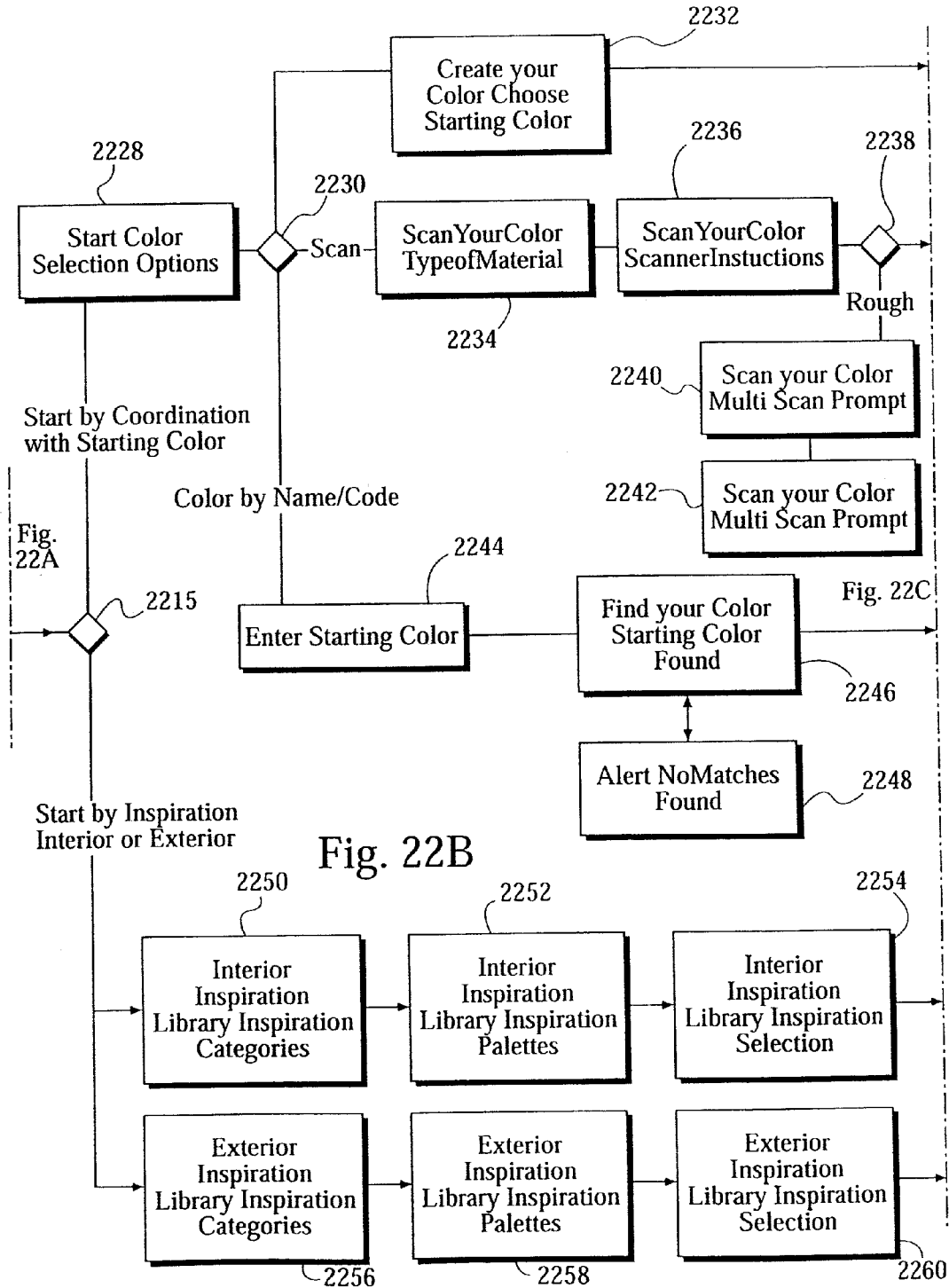
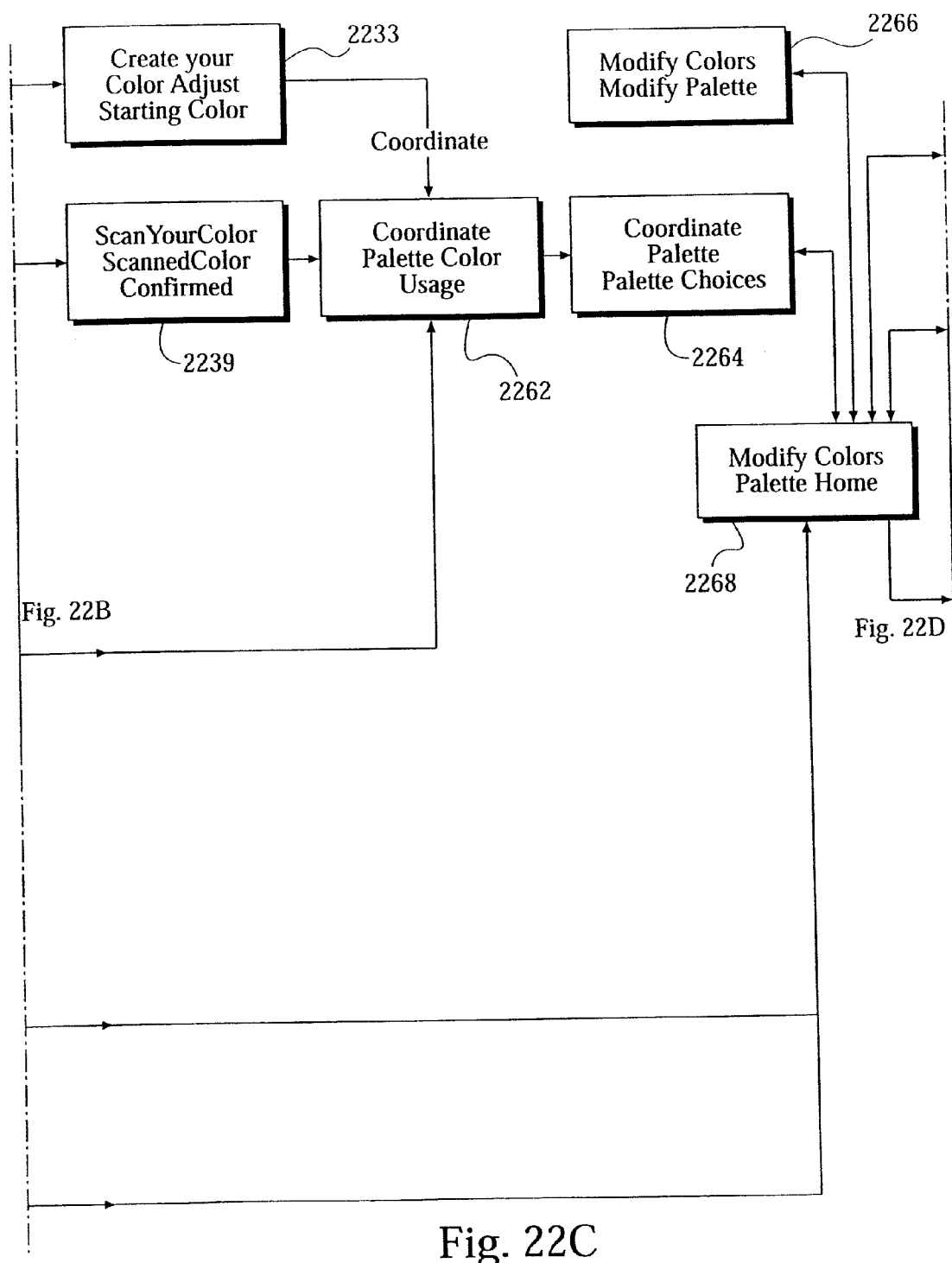


Fig. 22A





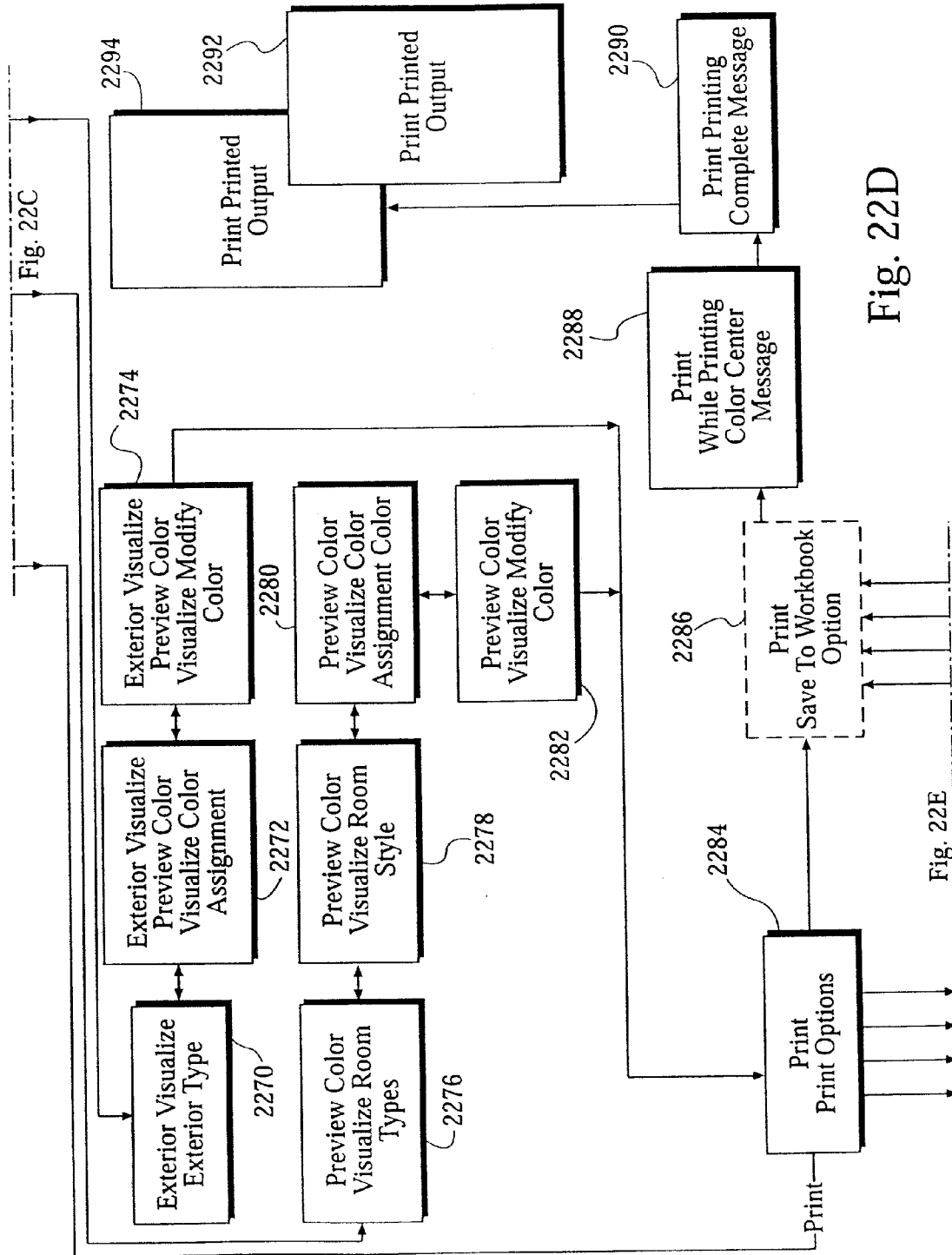


Fig. 22D

Fig. 22E

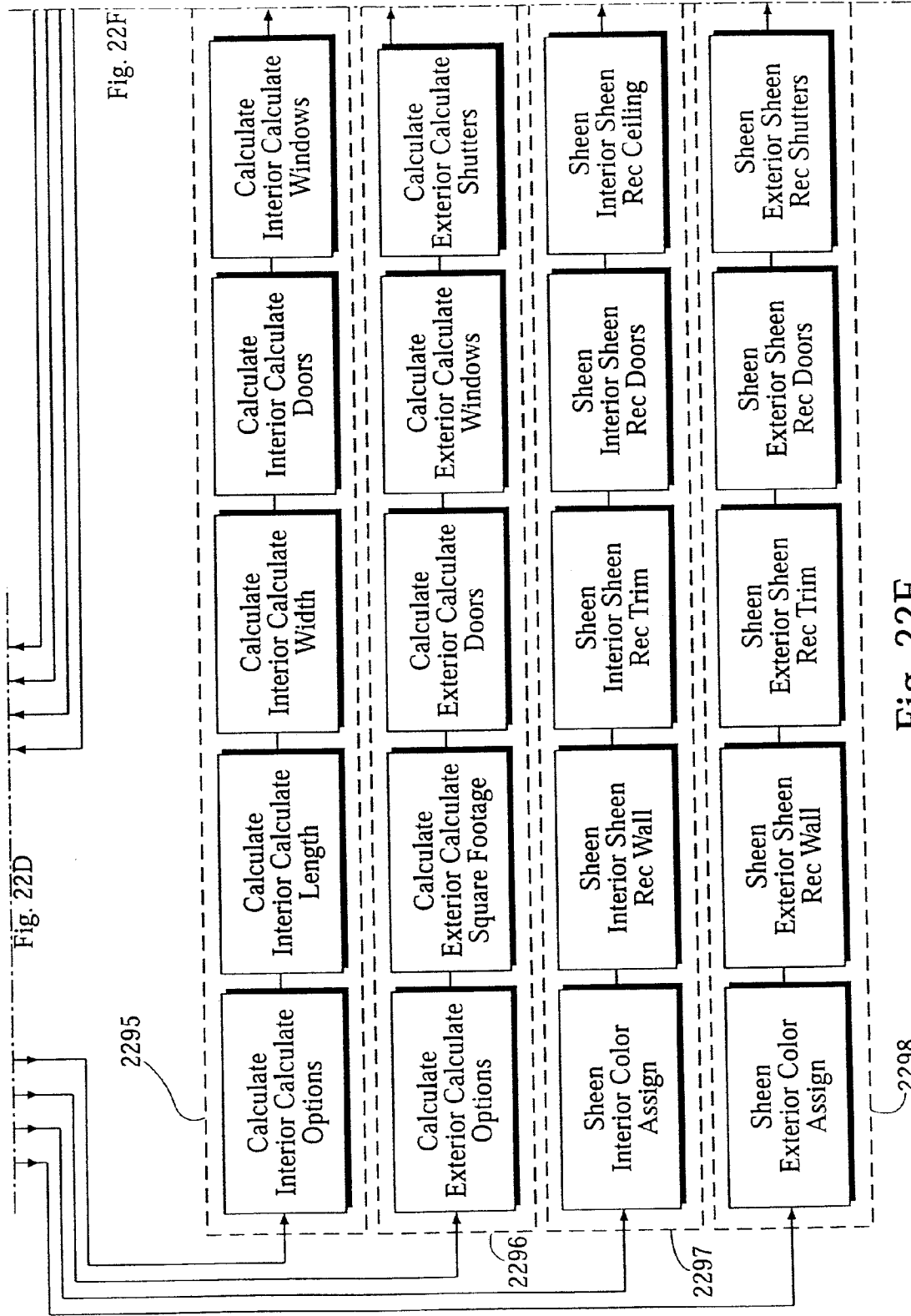


Fig. 22E

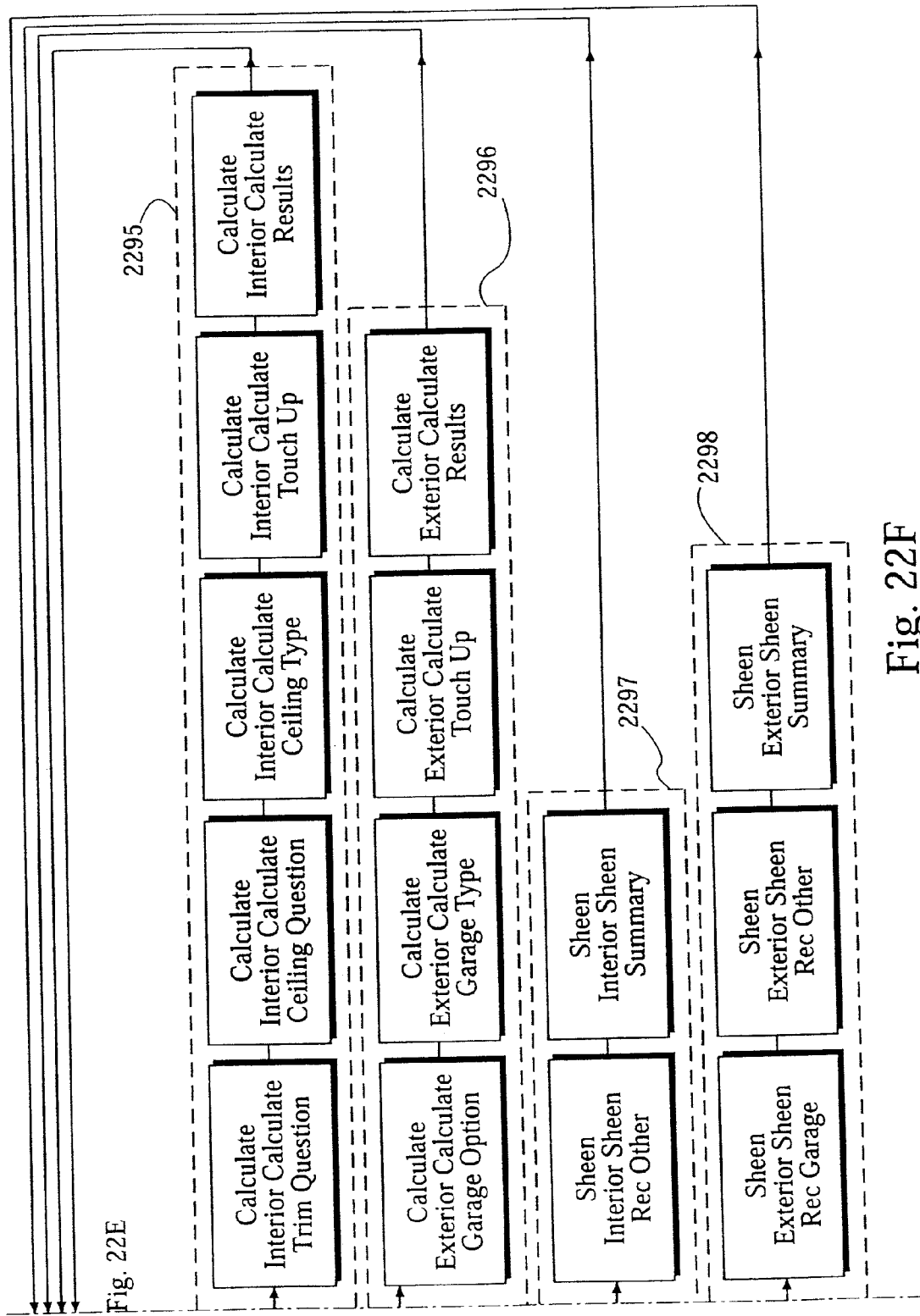


Fig. 22F

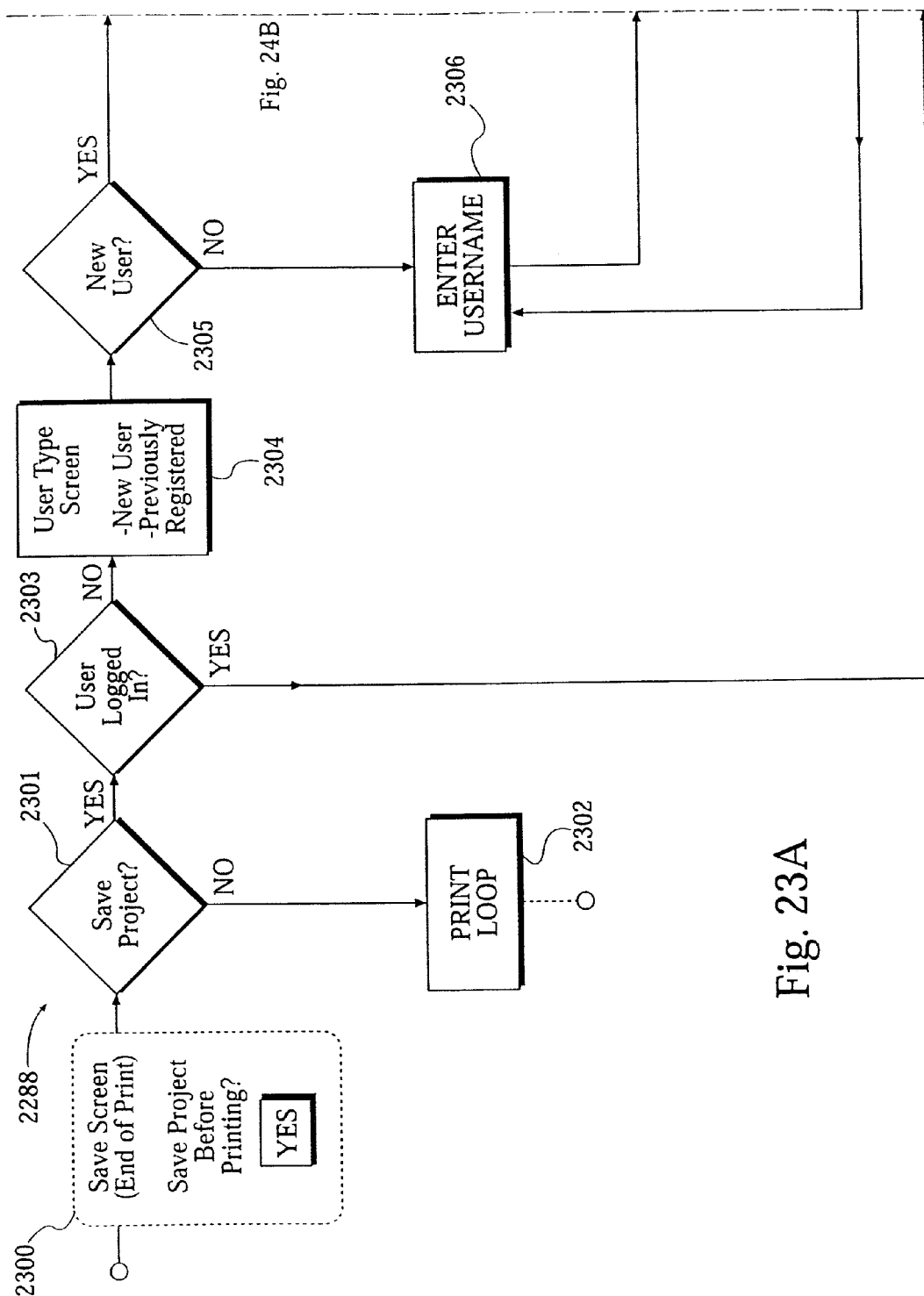
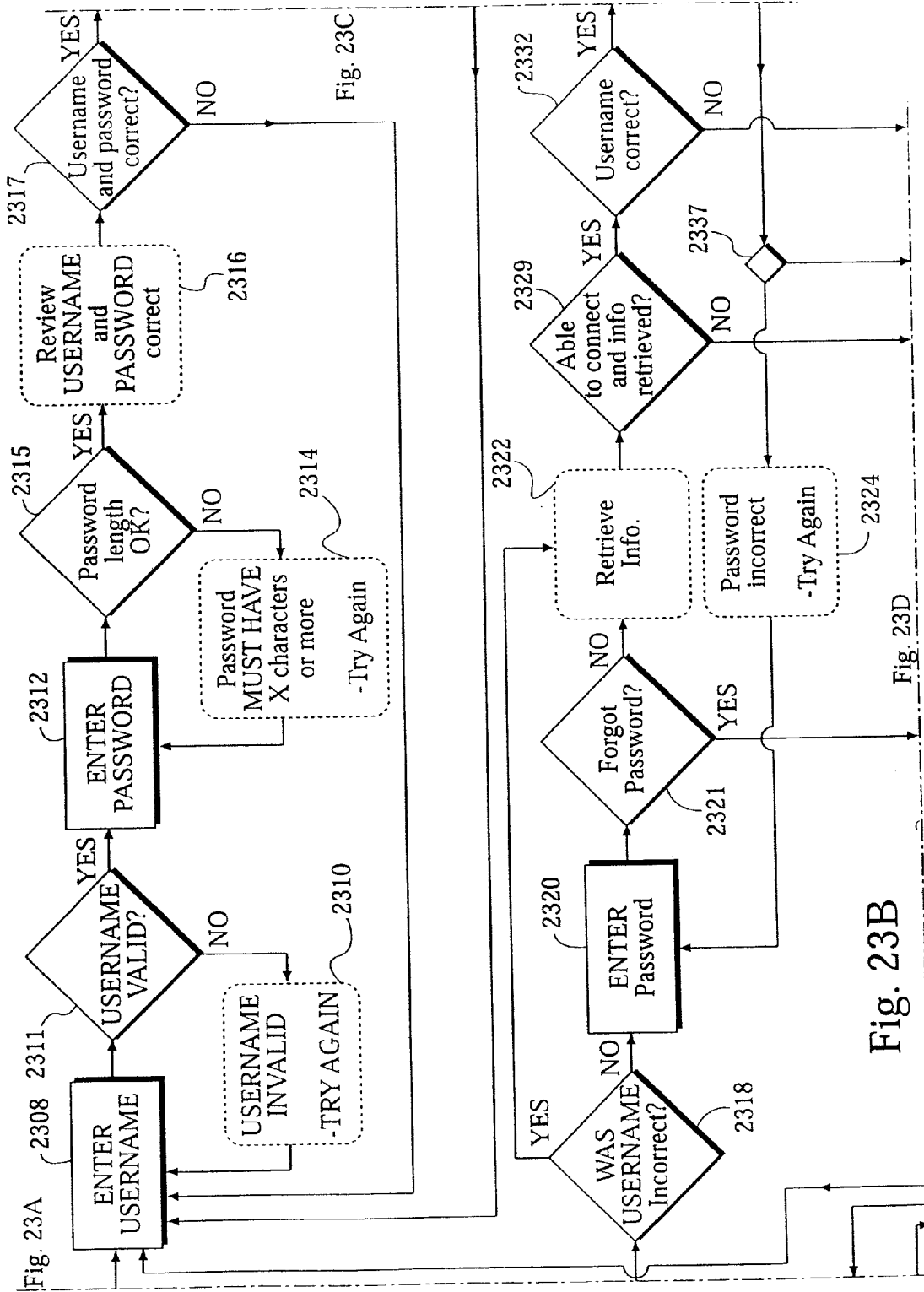


Fig. 23A



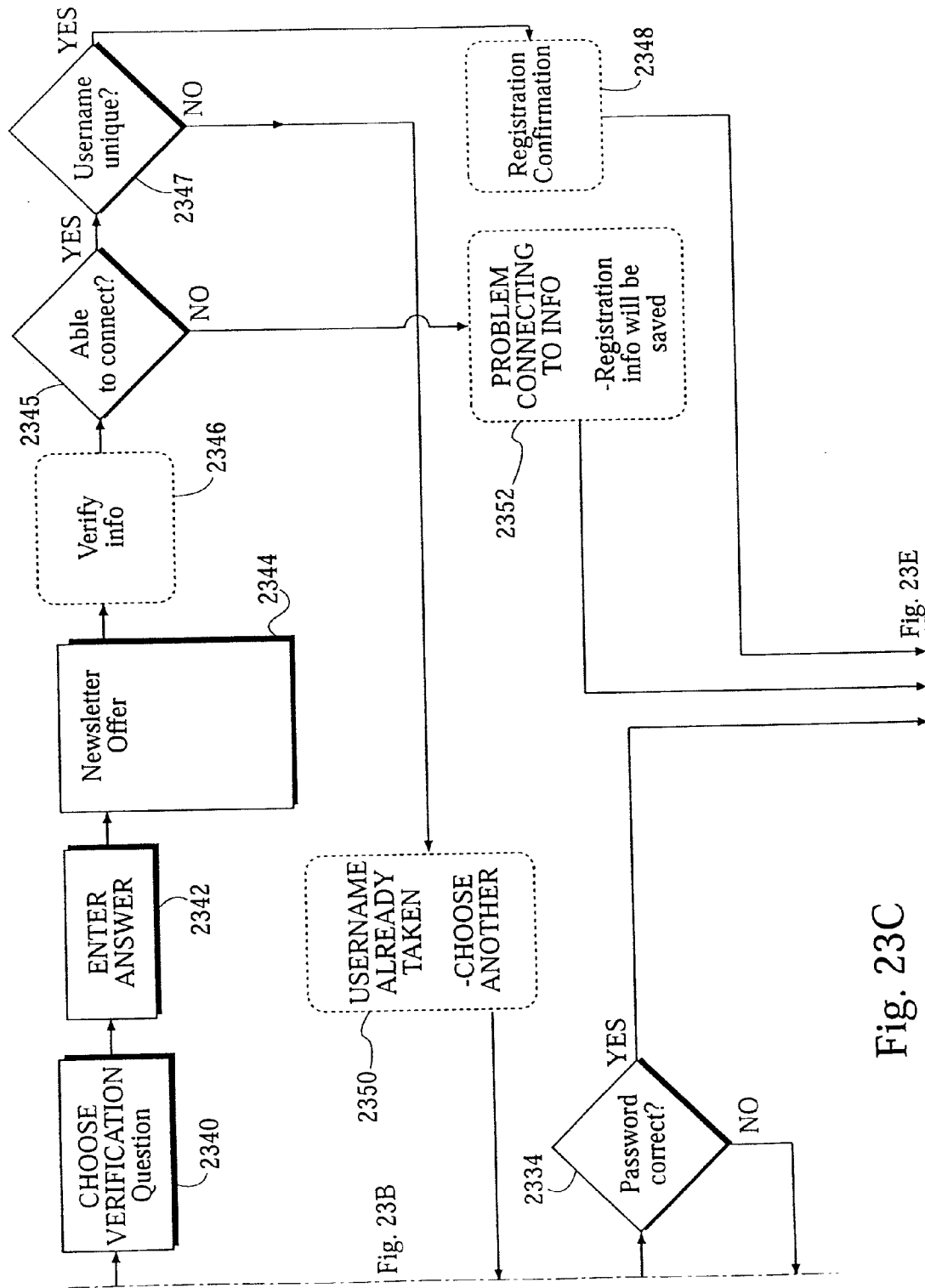
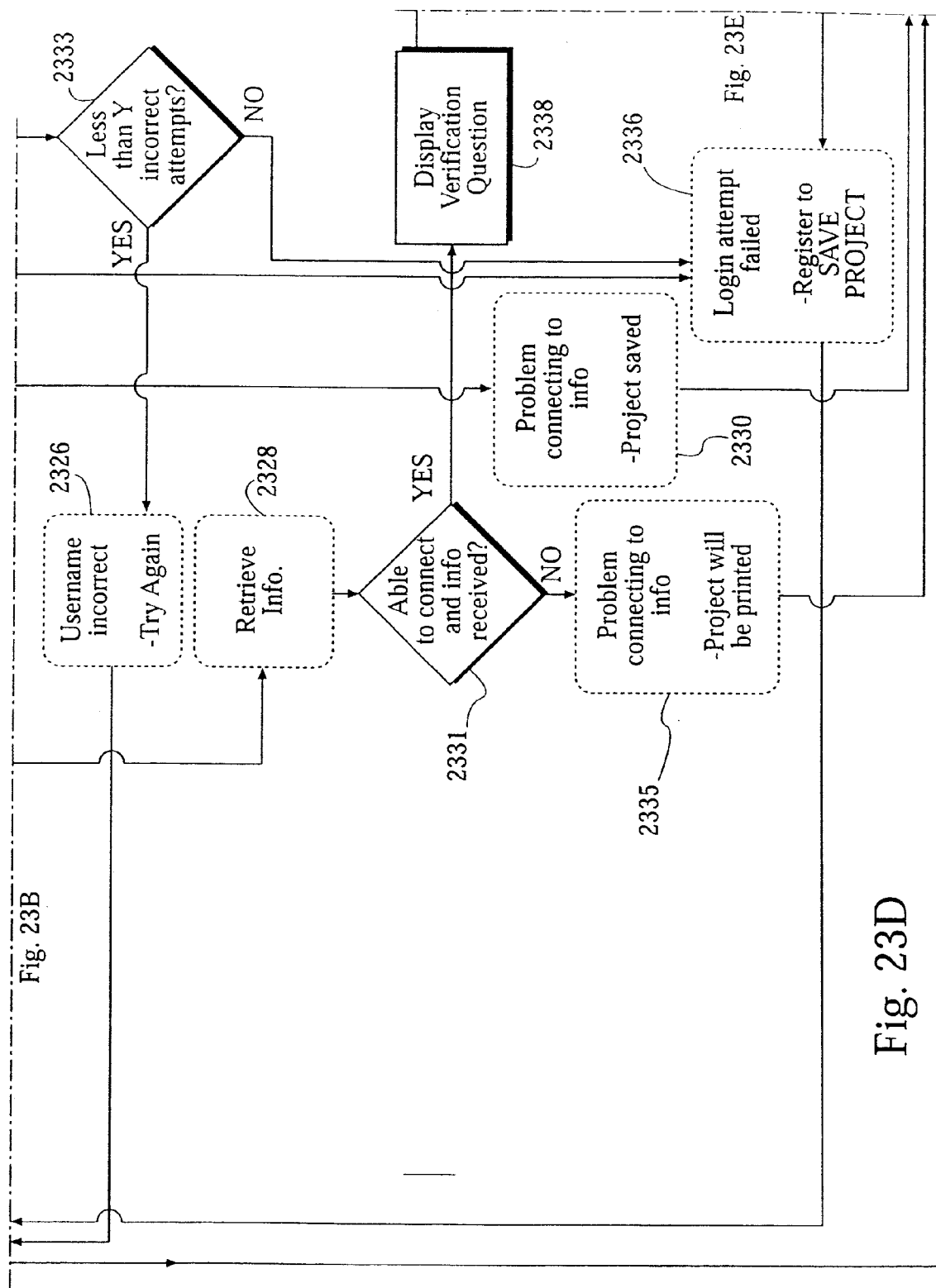
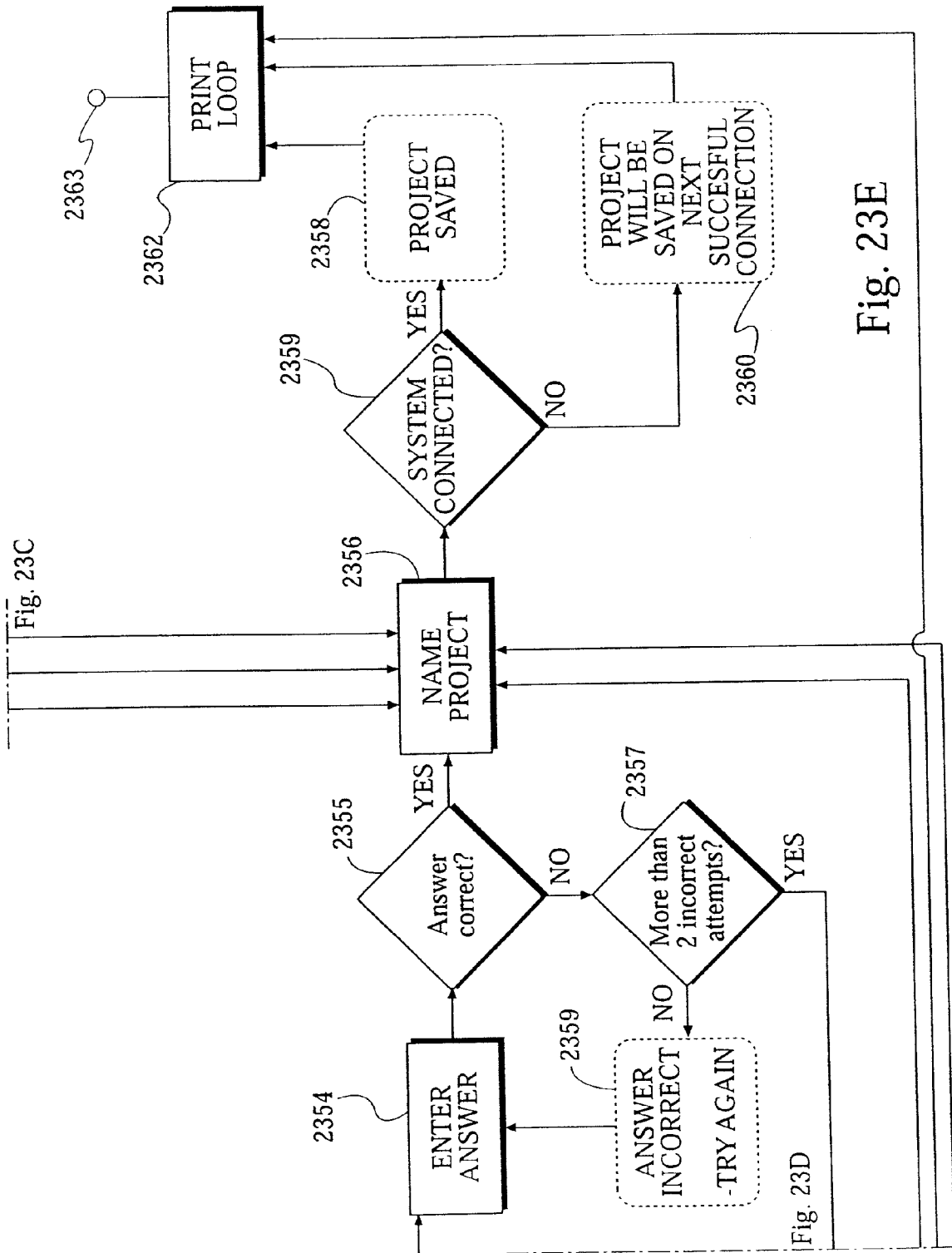


Fig. 23C





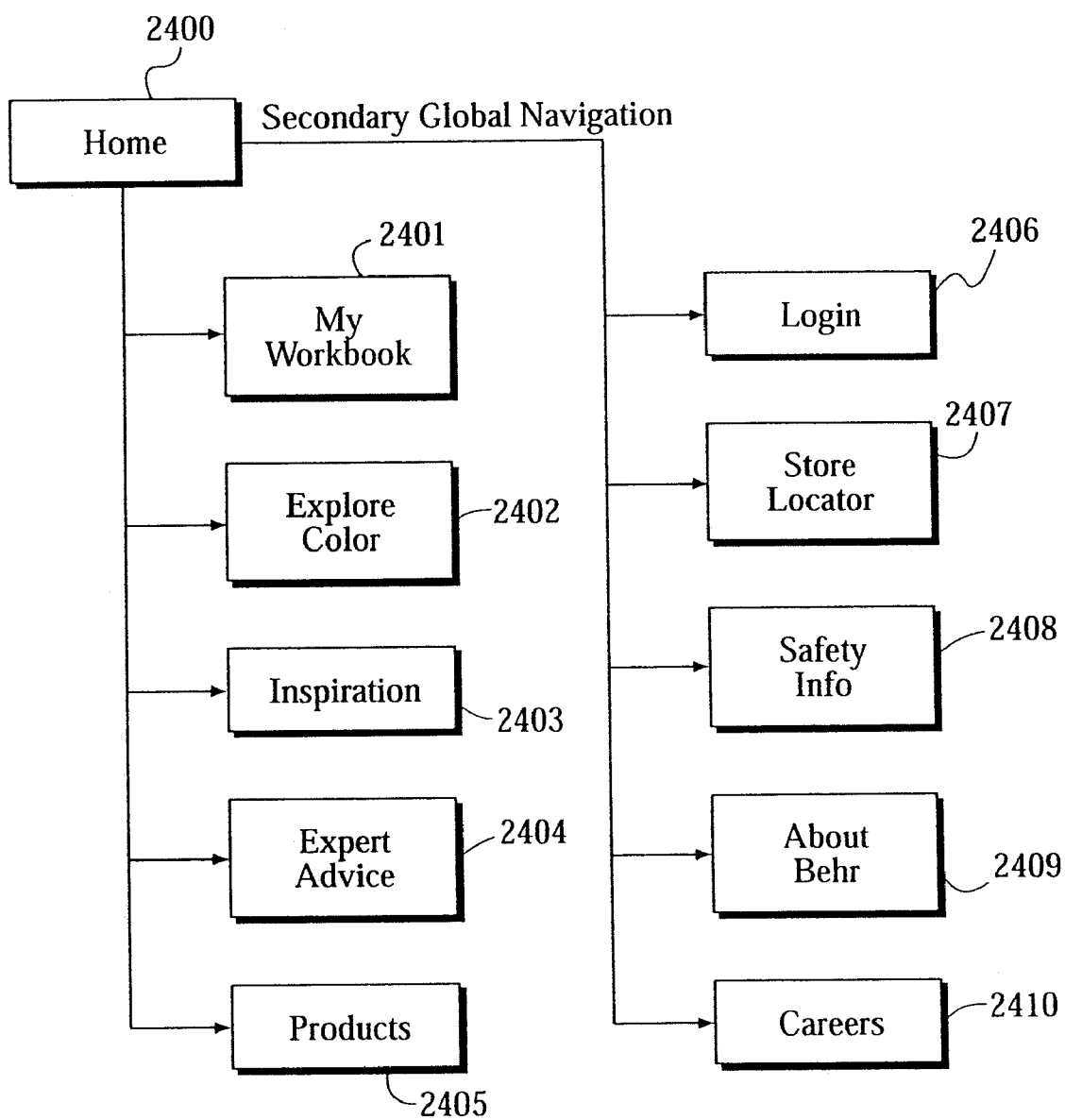


Fig. 24A

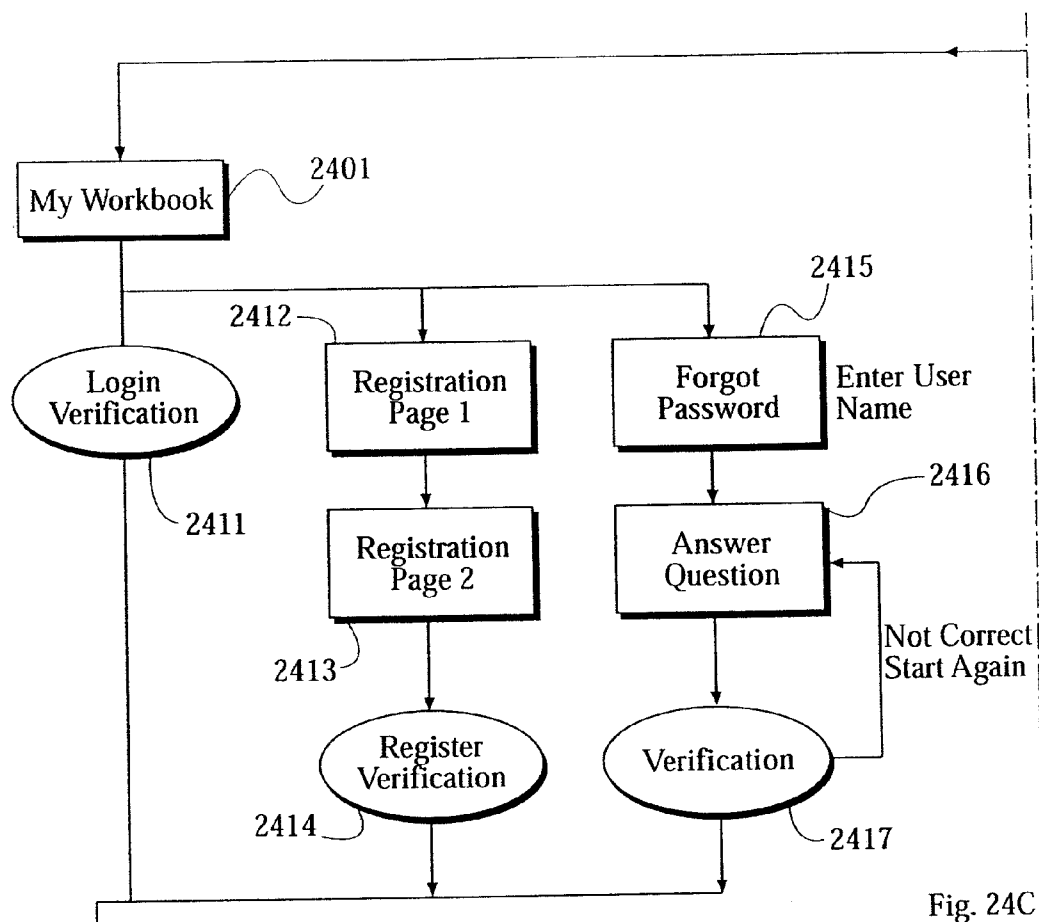


Fig. 24C

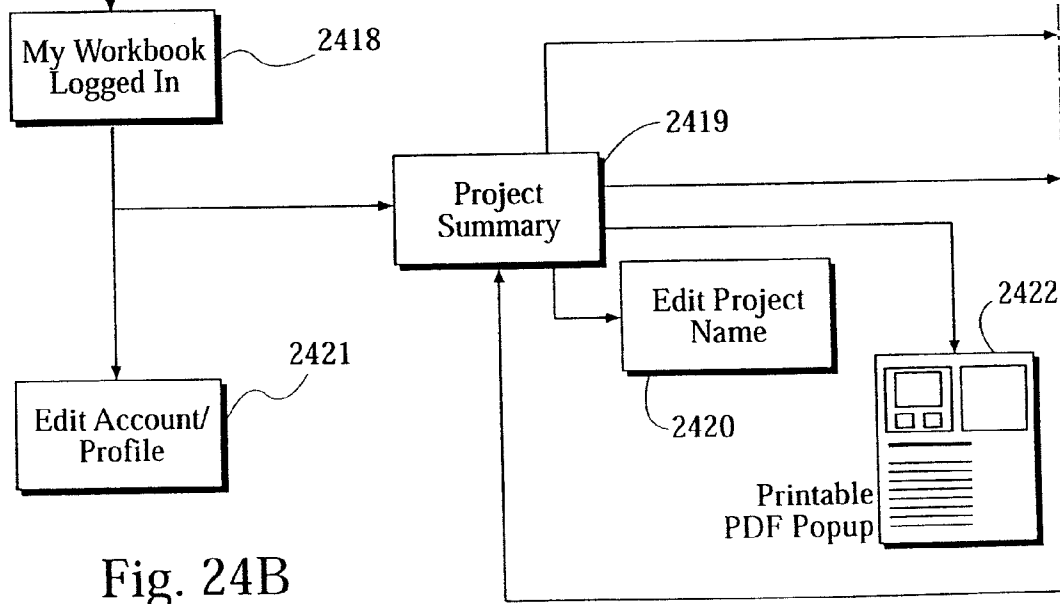
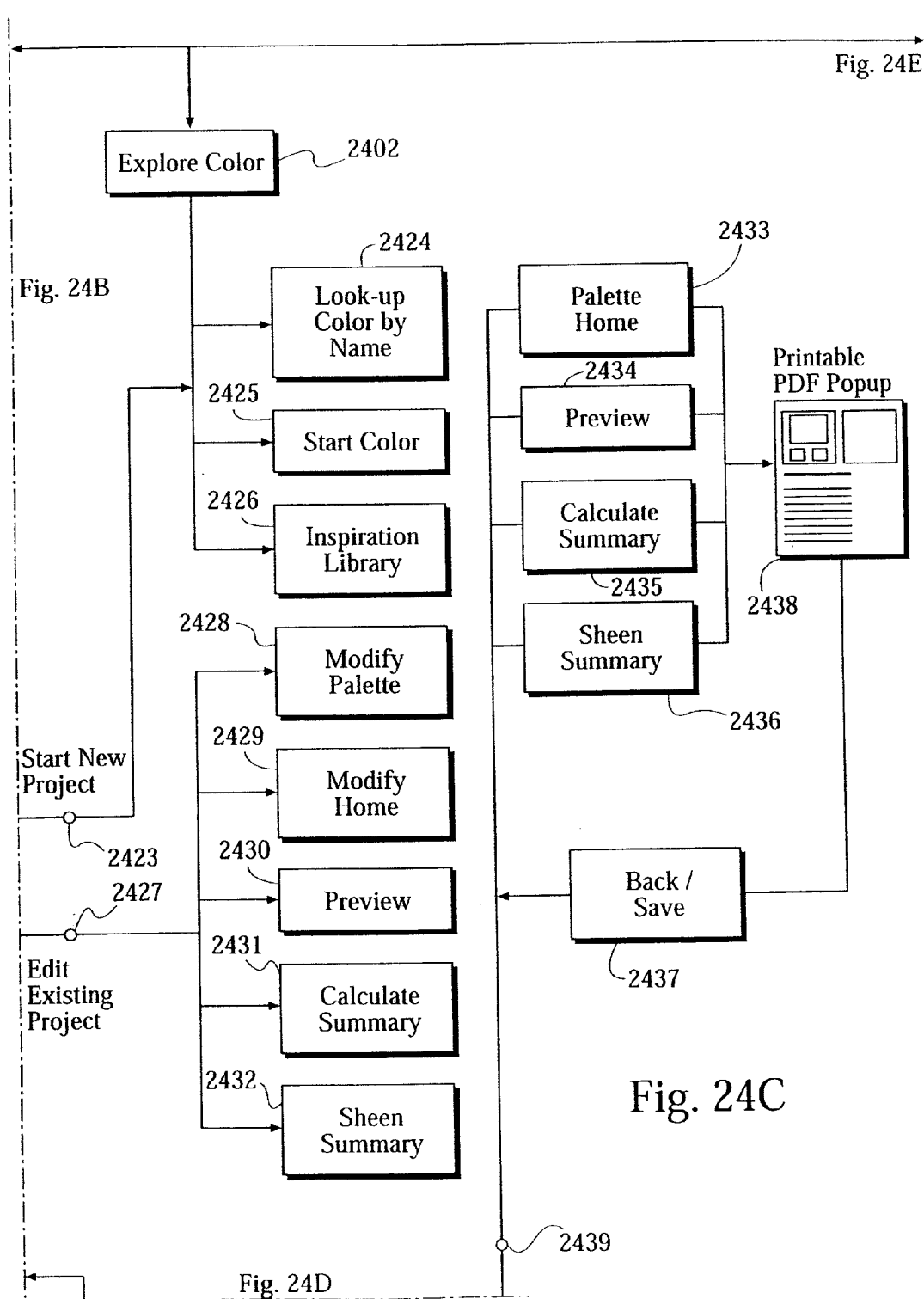


Fig. 24B



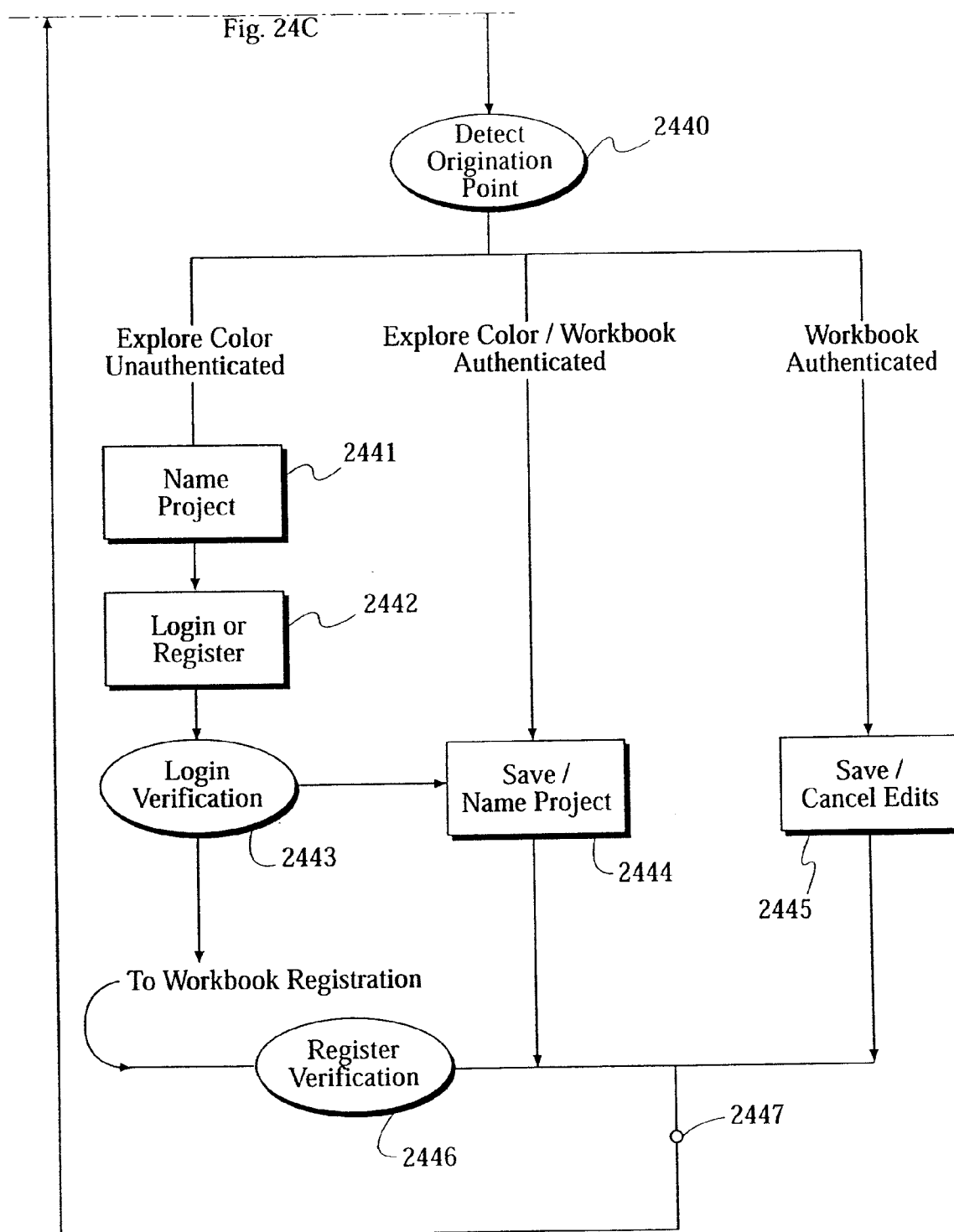


Fig. 24D

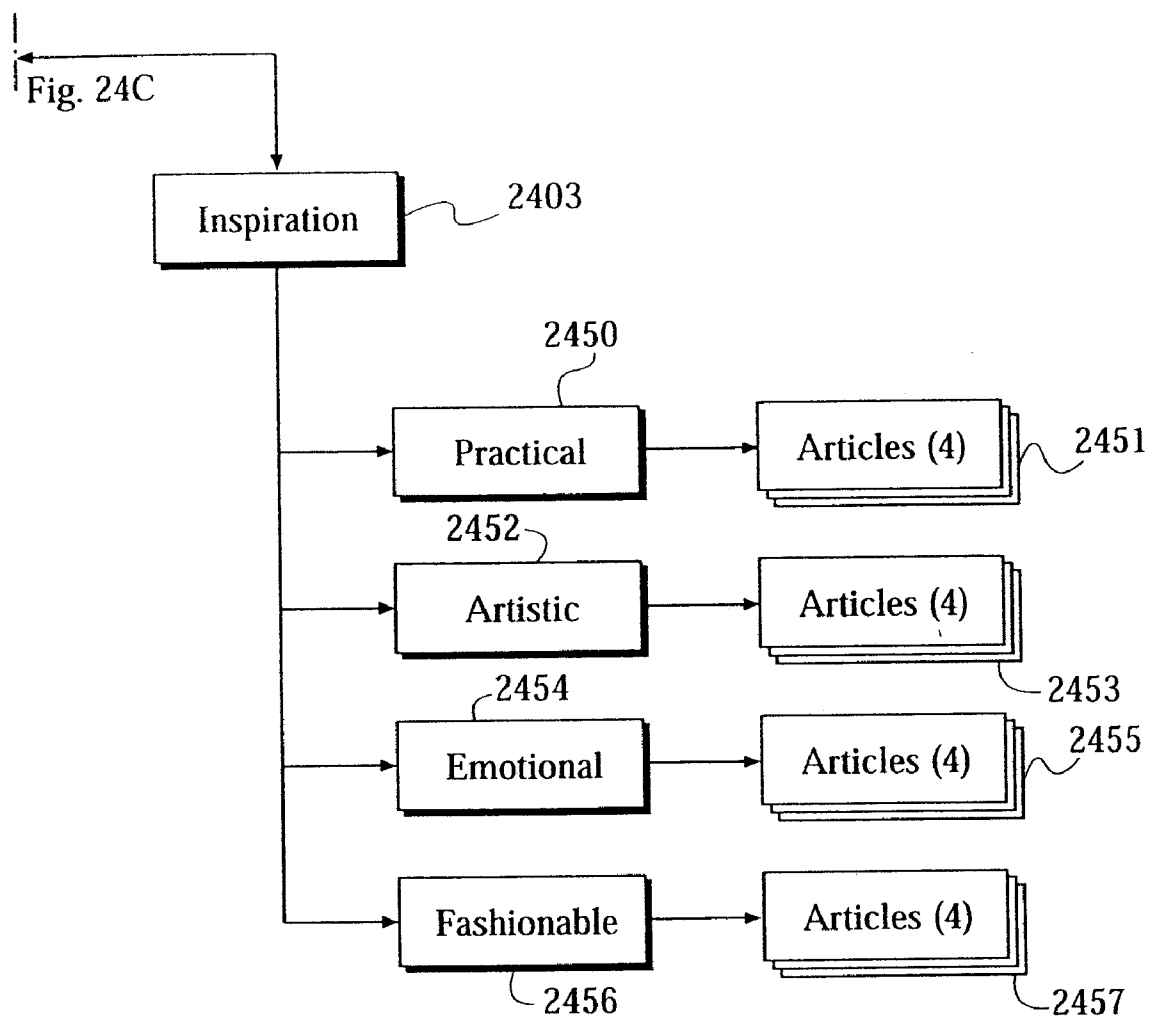


Fig. 24E

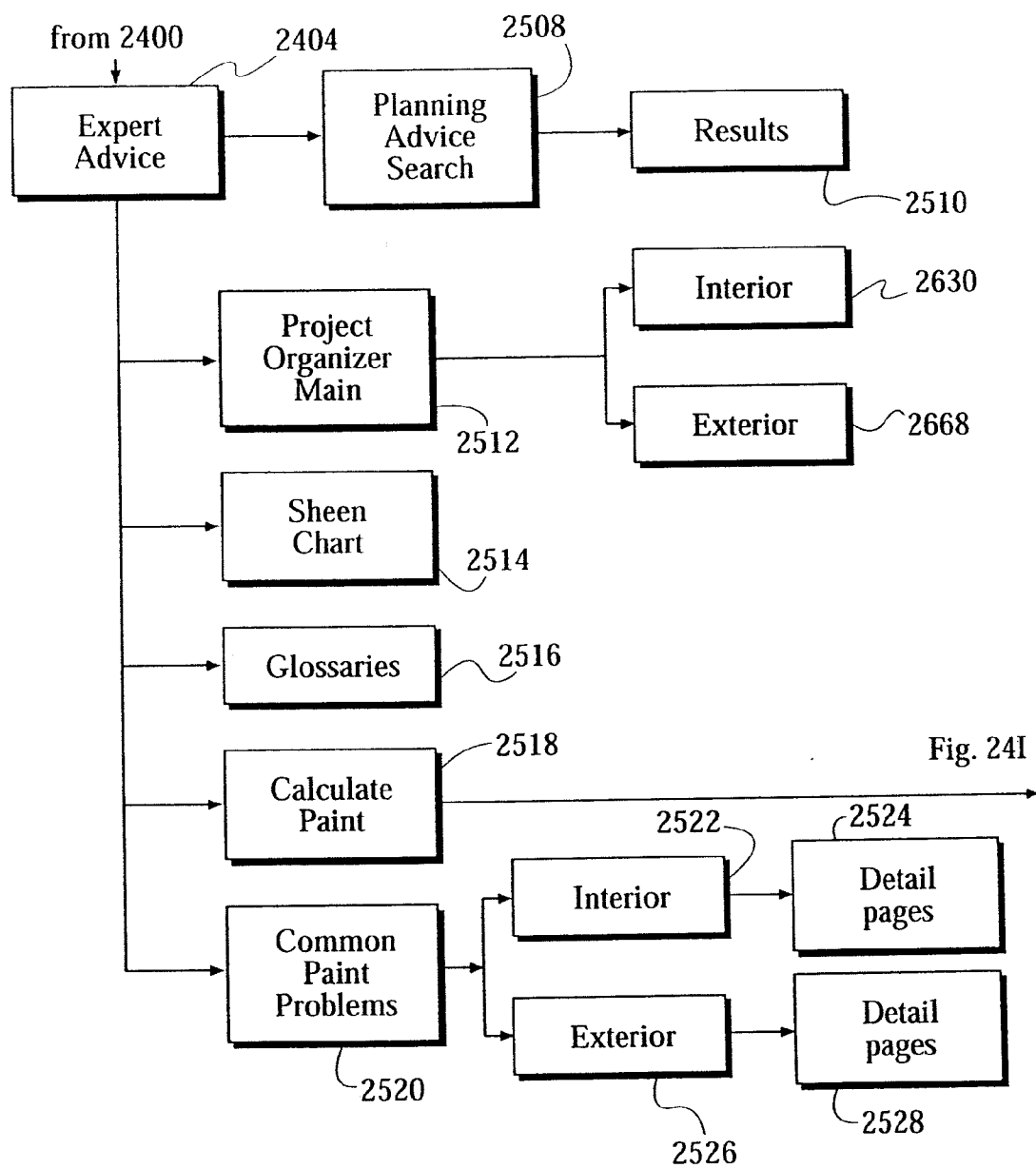


Fig. 24F

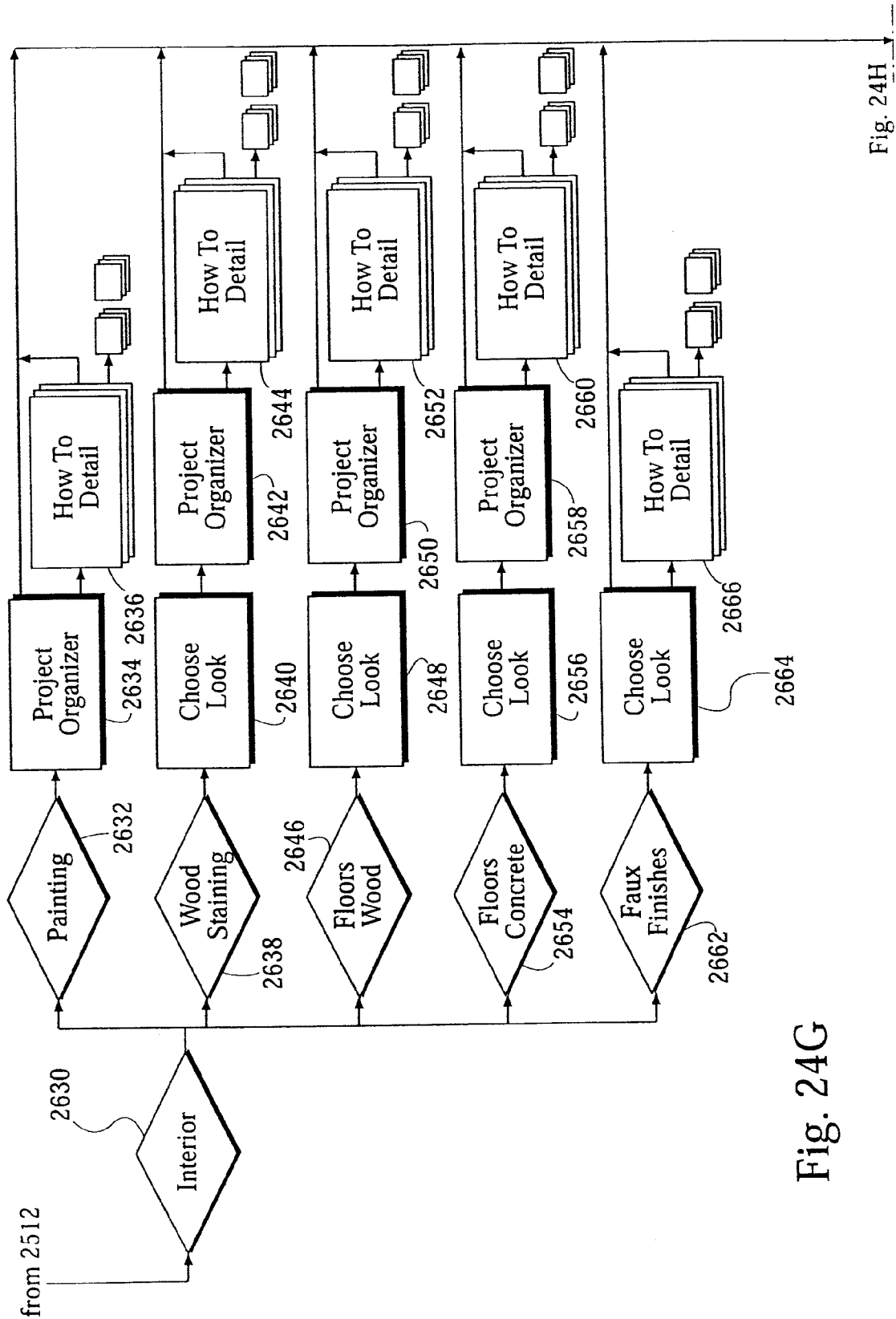


Fig. 24G

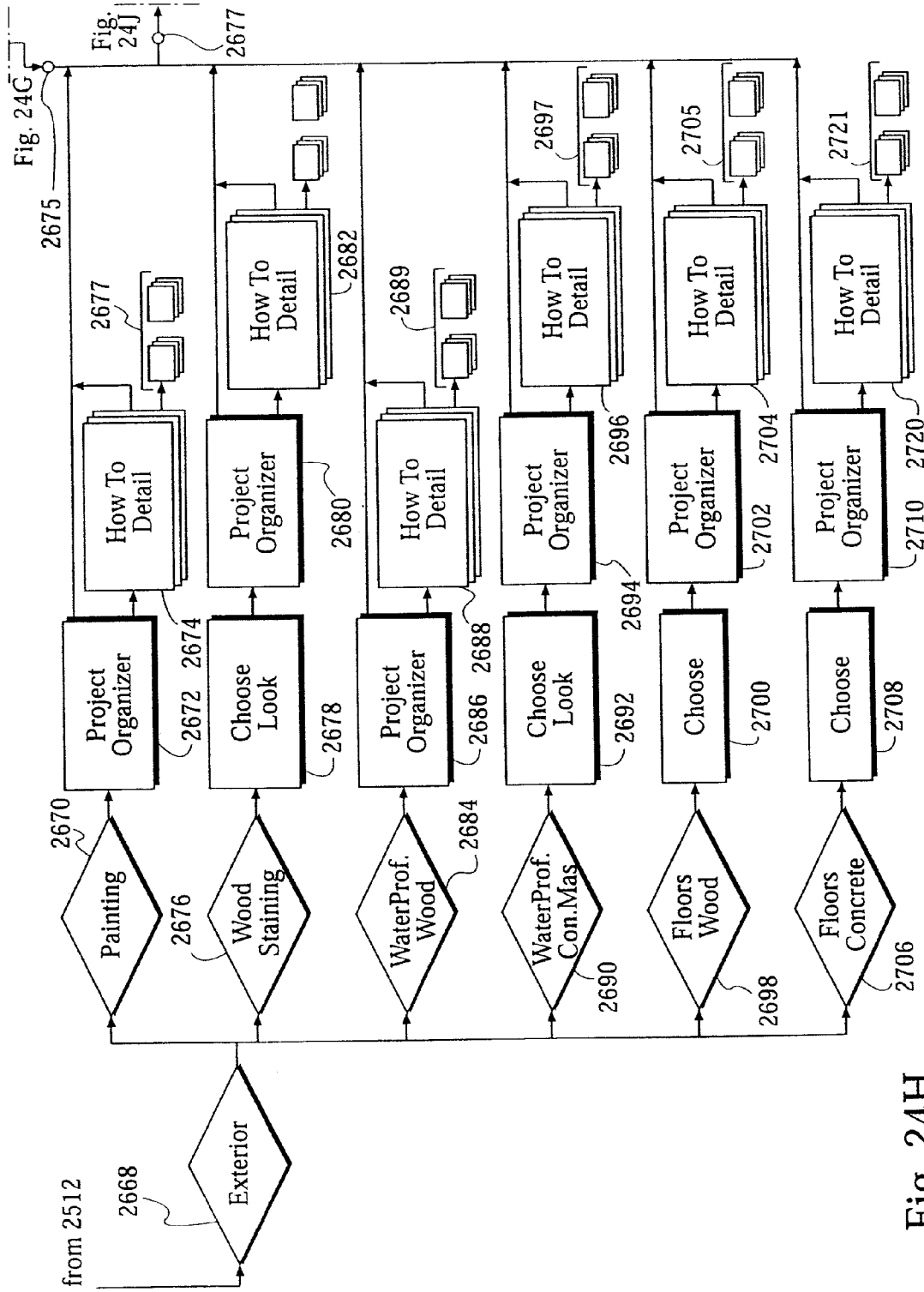


Fig. 24H

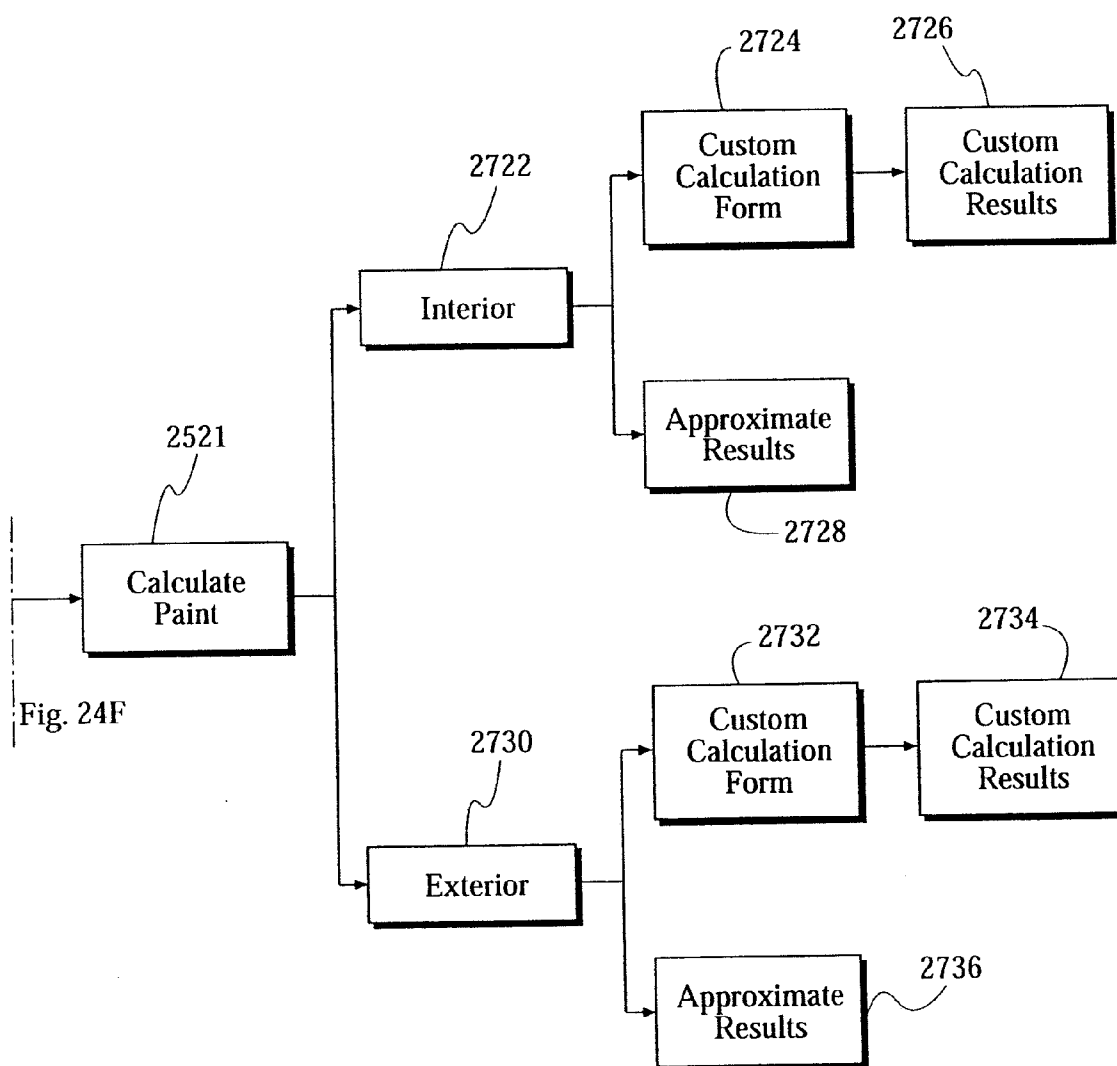
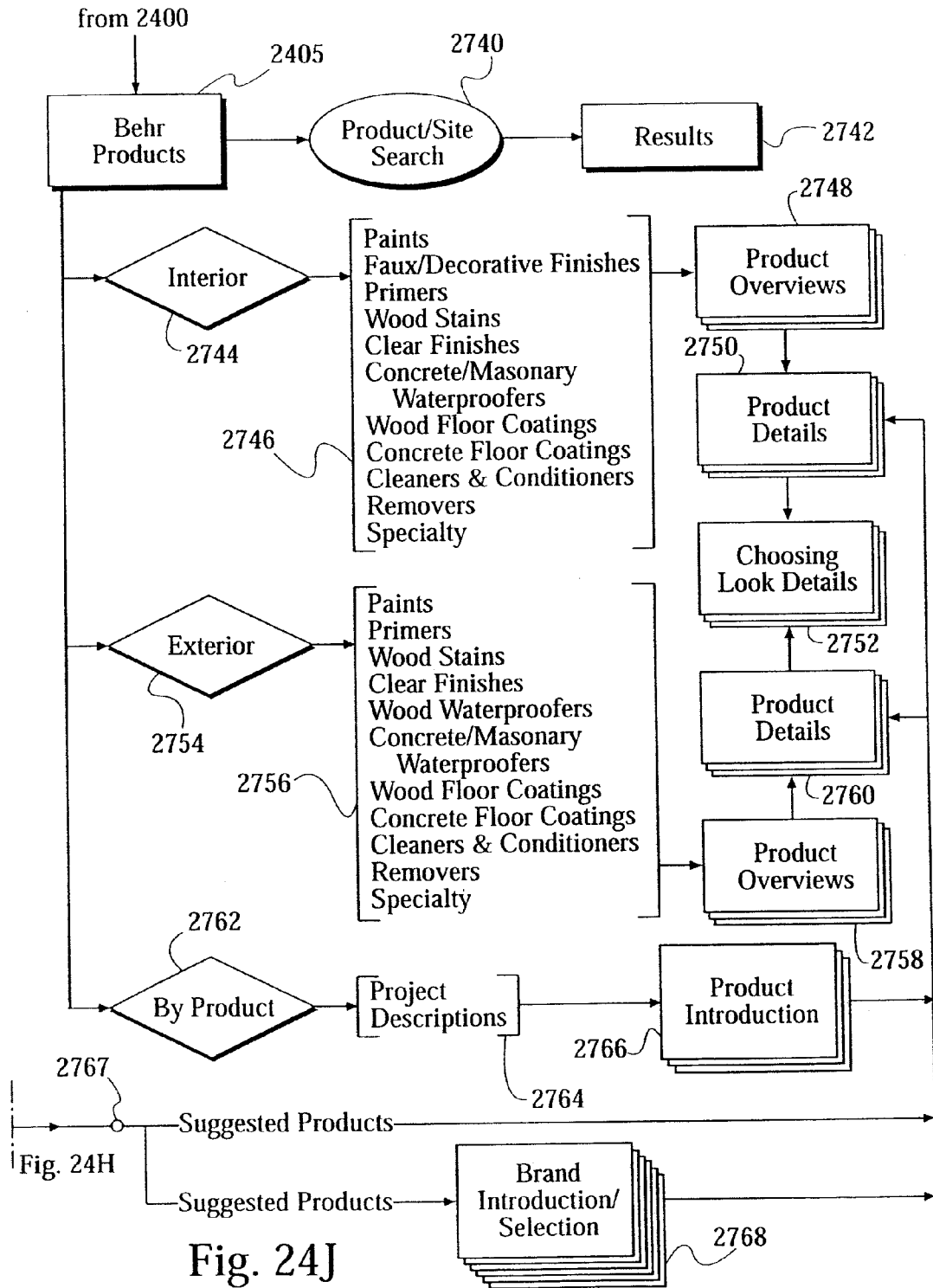


Fig. 24I



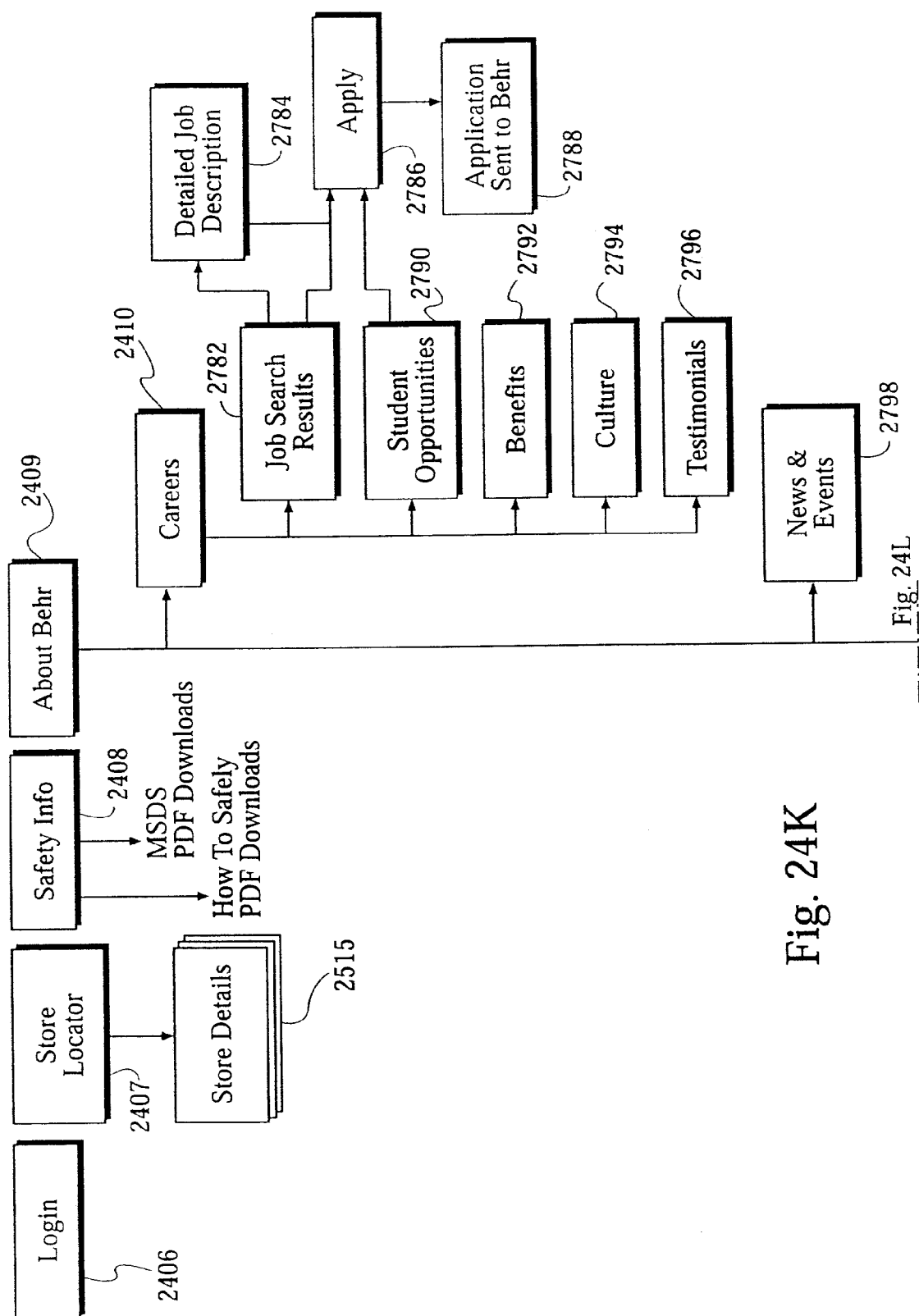


Fig. 24K

Fig. 24L

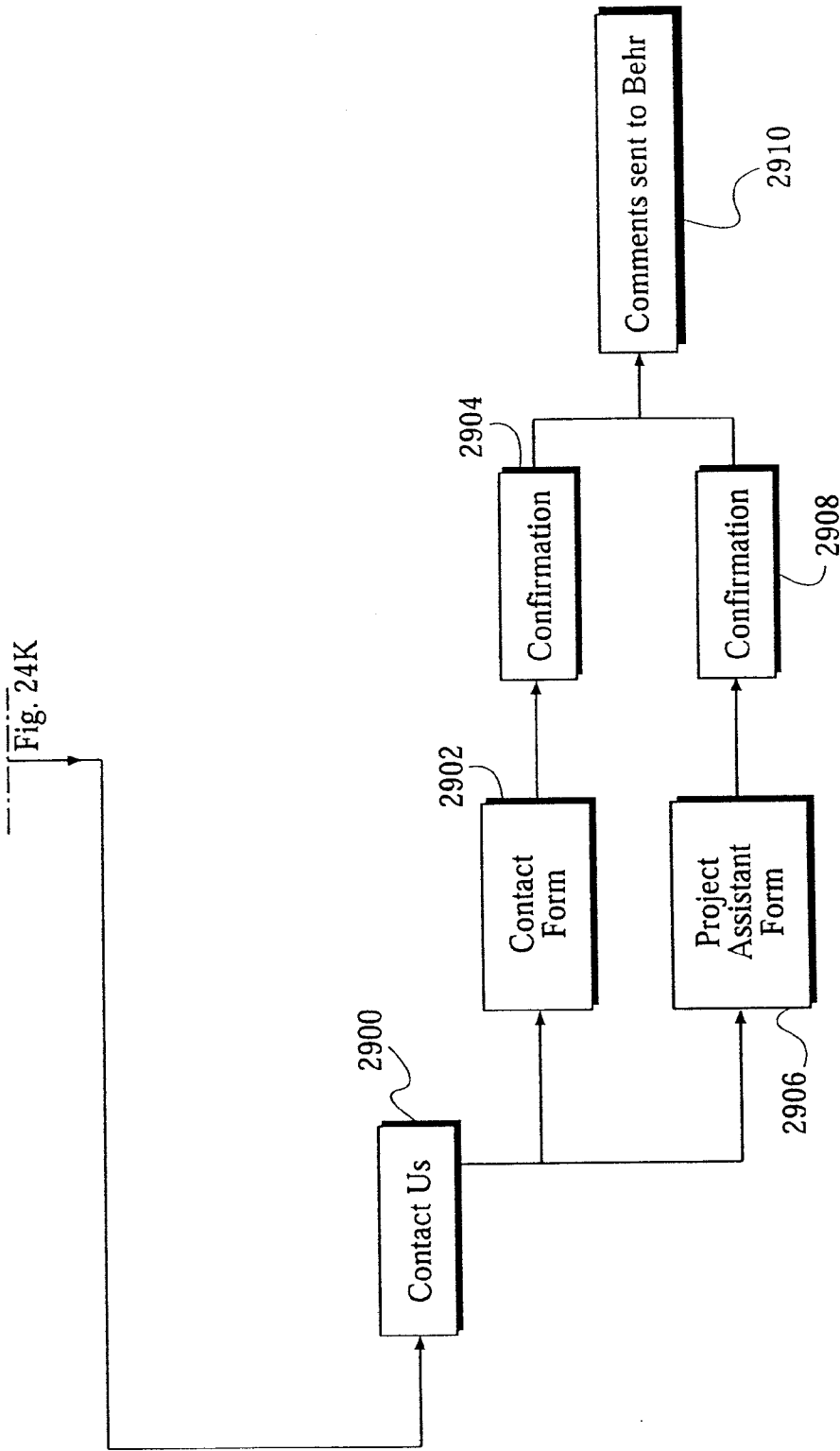


Fig. 24K

Fig. 24L

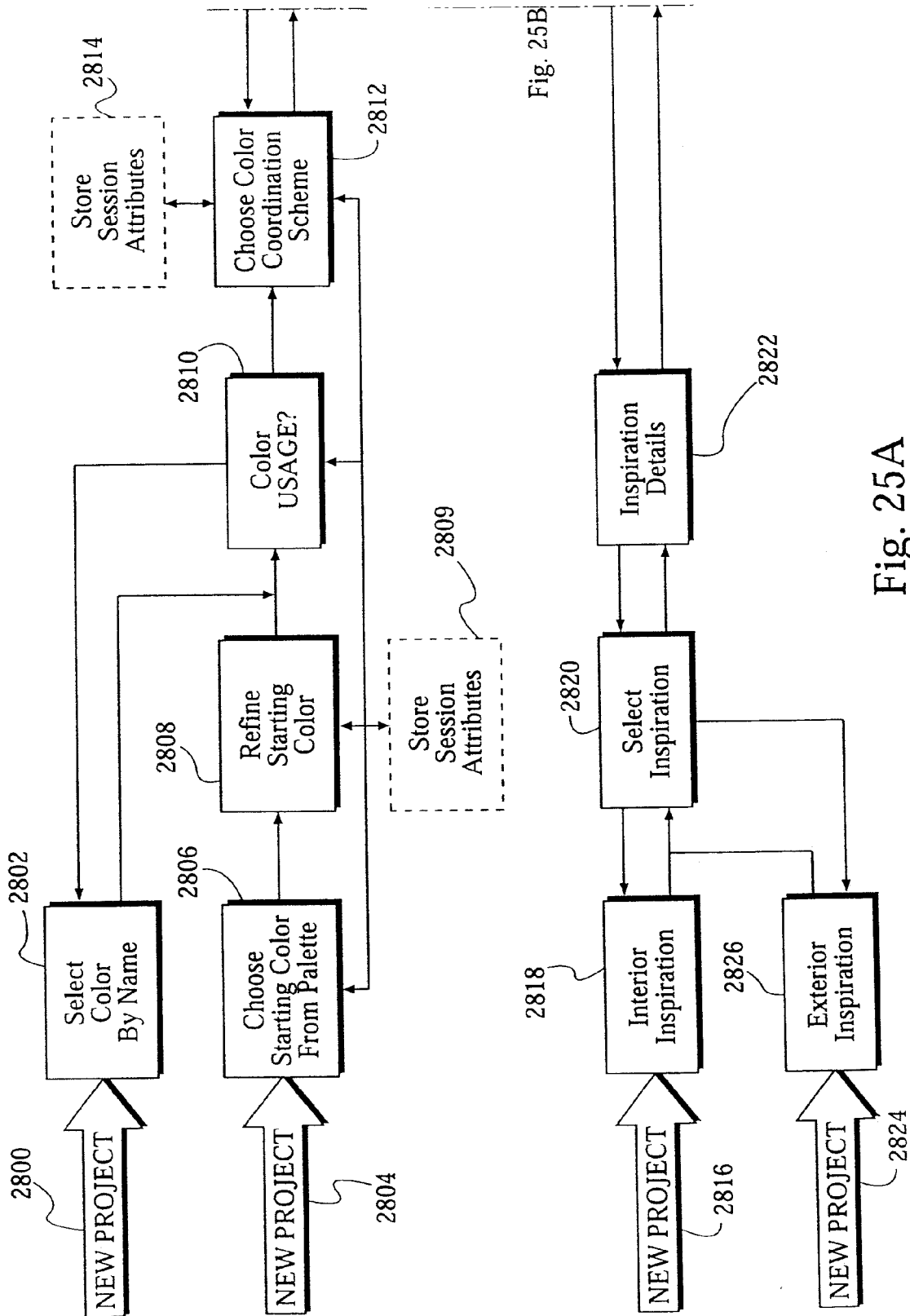
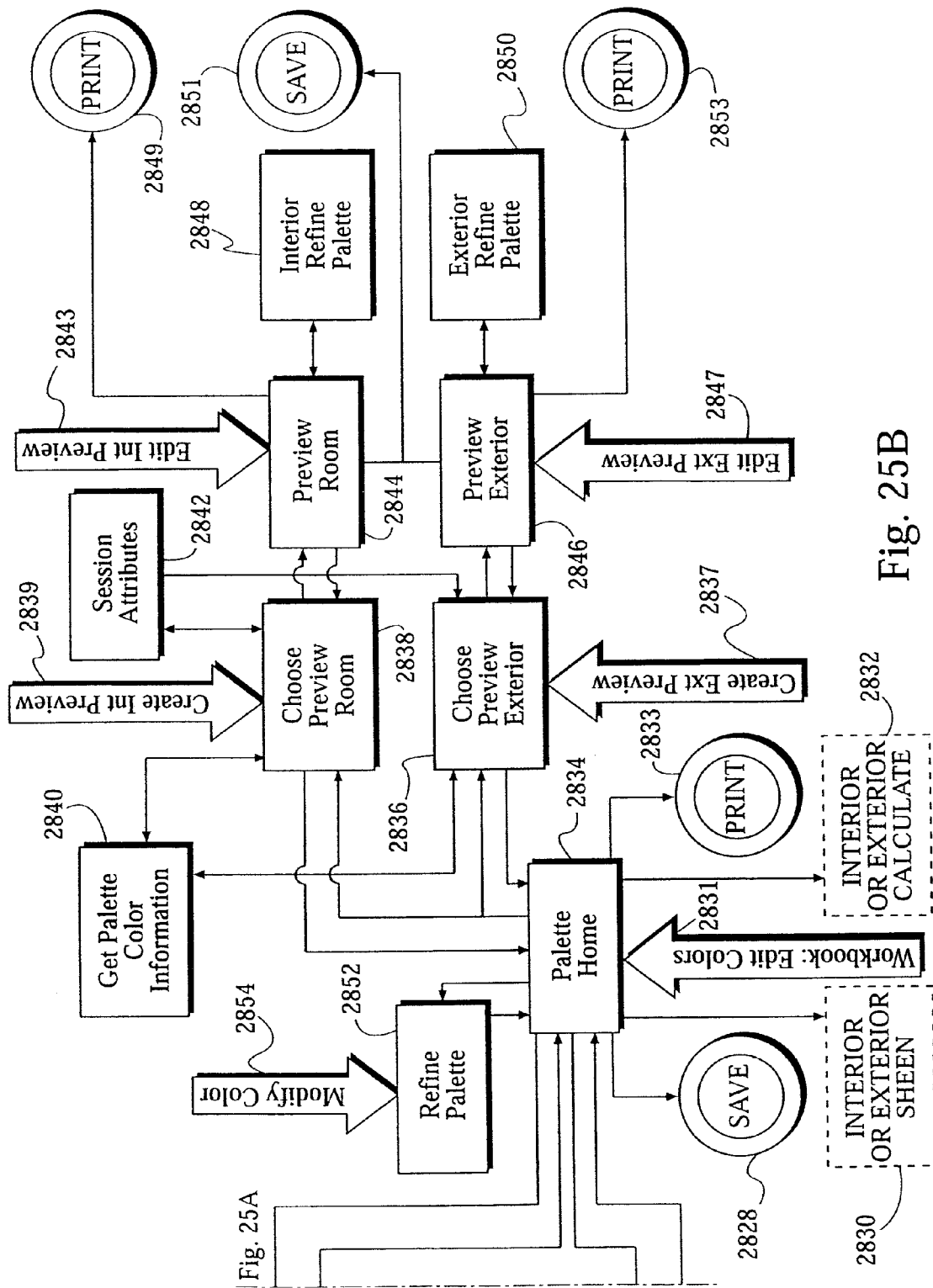
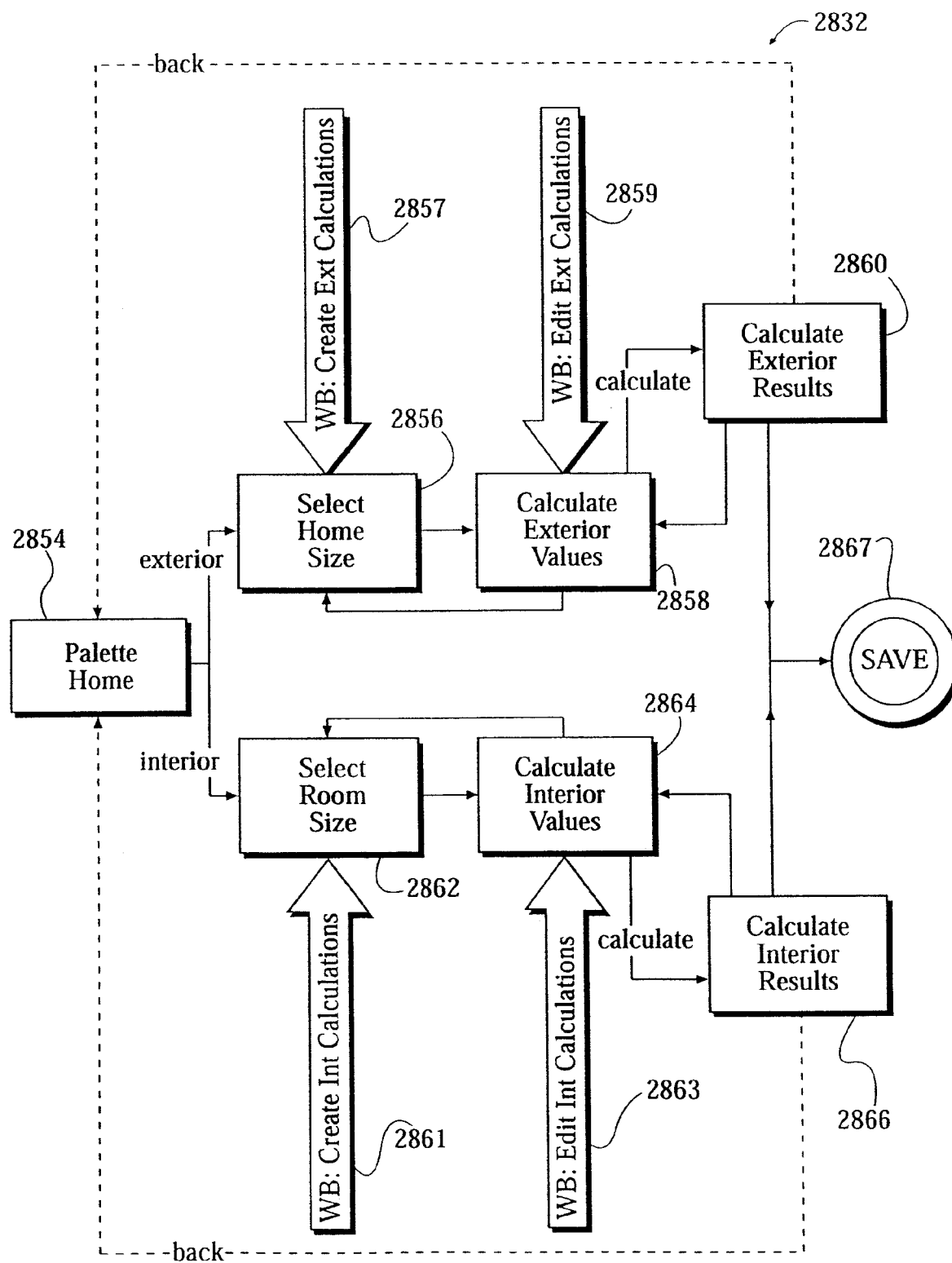


Fig. 25A





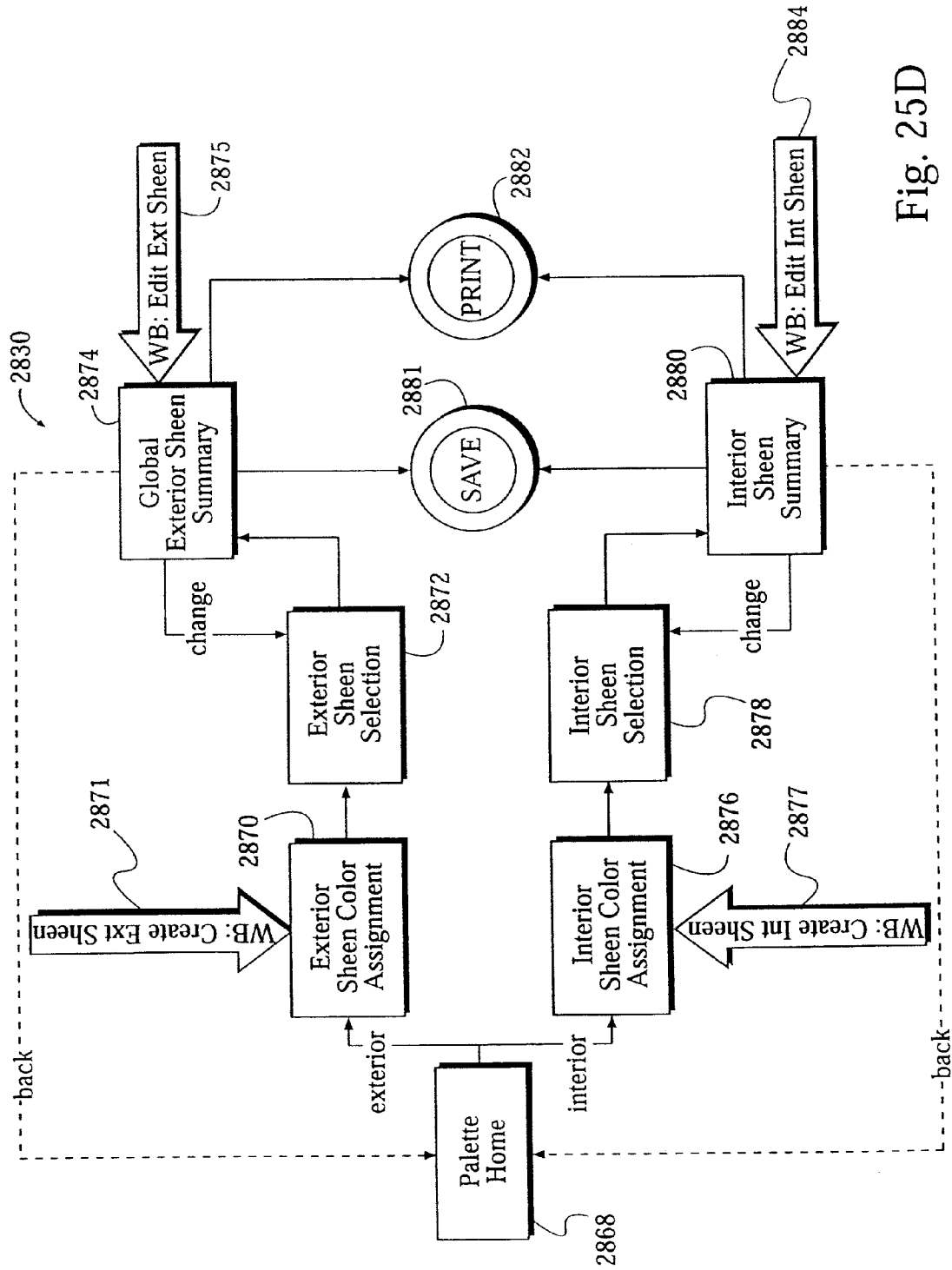


Fig. 25D

DATA-DRIVEN COLOR COORDINATOR

RELATED APPLICATIONS

[0001] This application is a continuation of U.S. patent application Ser. No. 11/789,276, entitled “Data-Driven Color Coordinator,” filed on Apr. 23, 2007, which is a continuation of U.S. patent application Ser. No. 10/703,351, entitled “Data-Driven Color Coordinator,” filed on Nov. 6, 2003, the contents of each of the above-listed applications being hereby incorporated by reference in their entireties.

FIELD OF THE INVENTION

[0002] Various embodiments of the invention pertain to facilitating the selection of harmonious colors. More particularly, at least one embodiment of the invention relates to a distributed system and method for aiding consumers in the selection of complementary paint colors.

DESCRIPTION OF RELATED ART

[0003] Consumers typically begin a new painting project because of a desire for change. This typically stems from wanting a new look, being tired of the old look, boredom, seeing an interior elsewhere (e.g., model home tour, friend’s house, magazine photo, etc.) to replicate, and/or wanting to match a new piece of furniture, fabric, window treatment, etc. In other instances, a new event or occurrence (e.g., new baby, children growing up or moving out, relatives visiting, water damage from roof leak/flooding, etc.) may motivate a consumer to paint a room or rooms.

[0004] The home painting process typically starts with color selection and this is typically the more emotional part of the process. Many consumers are concerned of making a mistake in the color selection process and then having to live with it or do it over.

[0005] A paint project involves the selection of one or more colors, which a consumer typically wishes complement each other, the floor, and/or furniture pieces. A consumer may start a paint project with a color in mind, or try to match furniture or other decorative item, or simply be looking for a new color. Regardless of how they start, most consumers want to achieve a decorated look when finished. They typically look to brands, retailers, printed material and even computer programs to help them.

[0006] However, because most paint marketing programs often fail to encourage daring or personal color selection, the vast majority of consumers are reluctant to try new colors. Instead, they stick to the standard “whites and neutrals,” which while minimizing the danger of making a mistake, also limits their emotional attachment to the process and the brand.

SUMMARY

[0007] One embodiment of the invention provides a color selection and coordination system including a database of predetermined color relationships implementing a data-driven color model. A starting color is associated with a first color in the color database. One or more predefined color palettes associated with the first color are retrieved. Each palette including one or more coordinating colors, the coordinating colors being predetermined based on the first color and a color coordination algorithm. The predetermined relationship between one or more colors in the color database

enables quick retrieval of colors as well as fast modification of color characteristics such as lightness, darkness, hue, chroma, etc.

BRIEF DESCRIPTION OF THE DRAWINGS

[0008] FIG. 1 illustrates a front-side perspective view of the color coordination kiosk cabinet according to one embodiment of an aspect of the invention.

[0009] FIG. 2 illustrates a back-side perspective view of the color coordination kiosk and how a first horizontal surface and computer may be mounted in the kiosk cabinet according to one embodiment of the invention.

[0010] FIG. 3 illustrates how a second horizontal supporting surface may be mounted within the color coordination kiosk cabinet according to one embodiment of the invention.

[0011] FIG. 4 illustrates a back-side perspective view of the color coordination kiosk where other features of the kiosk are shown according to one embodiment of the invention.

[0012] FIG. 5 illustrates a front side perspective view of the color coordination kiosk showing how a printer may be integrated as part of the kiosk according to one embodiment of the invention.

[0013] FIG. 6 illustrates how the printer may be secured to the color coordination kiosk to prevent theft according to one embodiment of the invention.

[0014] FIG. 7 illustrates a block diagram of a paint color selection and coordination system according to one embodiment of the invention.

[0015] FIG. 8 illustrates one embodiment of a log-in and/or registration system according to one implementation of the paint selection and coordination invention.

[0016] FIG. 9 illustrates various components and navigation paths that a user may select once the user has logged in or otherwise been allowed to enter the paint selection and coordination system.

[0017] FIG. 10 illustrates the path or trajectory that may be followed in the selection or editing of colors according to one embodiment of the color selection system.

[0018] FIG. 11 illustrates one embodiment of the invention with various options that may be available to a user when electing to work in an active project.

[0019] FIG. 12 is a block diagram illustrating the processing of various options in FIG. 11 according to one embodiment of the invention.

[0020] FIG. 13 is a block diagram of a planning feature of the paint selection system according to one embodiment of the invention.

[0021] FIGS. 14-17 are flow diagrams illustrating various user tutorial options that, may be provided by the paint selection and coordination system according to one embodiment of the invention.

[0022] FIG. 18 illustrates one embodiment of a products option according to one implementation of the paint selection and coordination system.

[0023] FIG. 19 illustrates a block diagram of a distributed system in which multiple in-store kiosks and remote computers may access the same paint color selection and coordination system according to one embodiment of the invention.

[0024] FIG. 20 illustrates one method of using the distributed paint color selection and coordination system according to one implementation of the invention.

[0025] FIG. 21 illustrates one embodiment of a system that may be implemented over the Internet to permit a user to

access the paint color selection and coordination system according to one embodiment of the invention.

[0026] FIGS. 22A-E are a block diagram for a color coordination and selection application that may be implemented in an in-store kiosk according to one embodiment of the invention.

[0027] FIGS. 23A-C are a block diagram illustrating the details of the printing process of block 2288, in FIG. 22, according to one implementation of the invention.

[0028] FIG. 24A-L are a block diagram illustrating a network-based color coordination and selection application according to one implementation of the invention.

[0029] FIGS. 25A-D are a block diagram illustrating the details of selecting and fine-tuning a paint color over a network-based coordination application according to one implementation of the invention.

DETAILED DESCRIPTION

[0030] In the following description numerous specific details are set forth in order to provide a thorough understanding of the invention. However, one skilled in the art would recognize that the invention may be practiced without these specific details. In other instances, well known methods, procedures, and/or components have not been described in detail so as not to unnecessarily obscure aspects of the invention.

[0031] In the following description, certain terminology is used to describe certain features of one or more embodiments of the invention. For instance, “kiosk” includes any type of device, computer, processing unit, etc. The term “color coordination” refers to any system, method, data structure or model, software, and/or device that provides a set of colors that is in harmony with, complement, and/or is aesthetically pleasing when combined with, a starting color. The terms “starting color” and “core color” are interchangeably used to refer to any color that may be selected or provided by a user to coordinate around. The term “hue” refers to the angle of the color when mapped into color space; hue ranges from 0-360 degrees. The term “triad” refers to a color approximately 120 degree from the core color (hue). The terms “complement” or “complementary”, such as complementary colors, refers to a color approximately 180 degree from the core color, such that complement plus core equals white. The term “analogous” color refers to a color with a slightly different hue angle but belonging to the same general color area in color space. The term “shade” is a relative term meaning darker color but otherwise similar hue and relative chroma. The term “tint” is a relative term meaning lighter color but otherwise similar hue and relative chroma. The term “color family” refers to colors within a hue range of about 4 to 8 degrees. The term “accent”, in painting, refers to a color used to add an interesting splash to a room but is not used consistently across the room. An accent color may be used across the room through other decorative items such as fabrics, etc. In exteriors, doors are often treated as accents. The term “trim”, in painting, includes baseboards, windows, crown molding, and fascia boards. A trim color often contrasts with a core color in lightness value and/or hue. The term “depth” is another term for “lightness”. The term “warm”, such as a warm color or triad, refers to colors that can be associated with fire, such as reds, oranges, and yellows. The term “cool”, such as a cool color or triad, refers to colors that can be associated with water, such as blues and greens. Generally, colors that are more green than yellow are cool (and vice versa) and colors that are more red than blue are warm (and vice versa).

[0032] While various embodiments aspects of the invention refer to a paint selection and coordination system, the present invention is to be interpreted broadly to cover any color selection and/or coordination system, application, and/or device.

[0033] Various aspects of the invention provide a novel system for aiding buyers in the selection and coordination of paint colors for various types of paint projects. One aspect of the present invention provides an interactive paint selection system and expert coordinator that provides consumers with a new and unique way of shopping and selecting paint and stain products. The interactive paint selection system and expert coordinator is aimed at encouraging and enabling consumers to unleash their creative powers confidently with products and services that inspire and engage them in home improvement projects.

[0034] Another aspect of the invention provides a distributed paint selection and coordination system that permits users to remotely access an automatic and interactive paint coordinator/advisor, setup a project, and select desired colors. A user may access the previously saved project from an in-store kiosk with a very similar graphical user interface. The distributed system permits updating software and data to the in-store kiosks as well as the remote user application.

[0035] An interactive system presents a unique opportunity to establish a “one-on-one” relationship with customers. However, there are some difficulties particular to the paint industry that make developing an interactive marketing effort challenging. Foremost is paint’s high dependence on color. Consumers are sophisticated enough to know that they can’t trust the color on a display screen, which begs the question as to why use a “screen” to pick colors. Color discrepancies should be minimized and the ultimate color choice should be made with traditional means.

[0036] Most consumers are uncomfortable choosing colors. They are conscious that any colors they choose are a reflection of themselves. They are afraid to make mistakes that broadcast to their friends and neighbors that they have poor taste. Beyond this fear, consumers yearn to express themselves creatively and confidently. Having a tool that calms their fears, inspires creative expression, and verifies color choices is viewed as an extremely powerful potential feature of the program.

[0037] One aspect of the invention provides a paint selection kiosk designed to house an apparatus configured to aid a consumer to select complementary colors. Another aspect of the invention provides a navigation system that permits a user to select a paint color, be provided with a plurality of complementary color combinations, and preview the different complementary color combinations on a sample room or house.

[0038] FIG. 1 illustrates a front side perspective view of the paint selection kiosk cabinet 100 according to one embodiment of an aspect of the invention. The paint selection and coordination kiosk 100 includes a cabinet frame 102, which may be made from a metal, wood, and/or other materials, onto which a front panel 104, side panels 106 and 108, a back panel 110 and a pop cover 112 are attached with fasteners. According to one embodiment of the invention, slanted portions 105 may be coupled along the vertical edges of the front panel 104. The front panel 104 may also include a first opening 116 to permit viewing of a display screen that may be mounted within the cabinet 100. Furthermore, the front panel 104 may include a second opening to hold a color-sensing device 118.

In one embodiment of the invention, the front panel **104** also includes one or more openings **119** behind which one or more speakers may be mounted.

[0039] According to one embodiment of the invention, the front of the paint selection and coordination kiosk **100** may also include a horizontal or semi-horizontal surface **120** with an opening **122** from which printer paper may be collected. Below the horizontal surface **120**, a pair of vertically swinging doors **124** enclose a compartment area. The doors may be hung from the cabinet frame **102**.

[0040] FIG. 2 illustrates a back-side perspective view of the paint selection and coordination kiosk **100** according to one embodiment of the invention. The kiosk frame **102** may define a plurality of spaces and include a plurality of rails **202**, **204**, **206**. One or more of these rails **202**, **204**, and **206** may serve to support one or more horizontal surfaces. For example, a first horizontal surface **208** may be supported by and/or coupled to a lower rail **202**. The kiosk cabinet frame **102** may also have side panels **210** fastened to a lower portion of the cabinet frame **102**. Supporting members **212** may be coupled to the lower side panel **210** by one or more brackets or perpendicularly supporting members **214**. The supporting members **212** may serve to support the cabinet **100** on a plurality of legs or wheels **216**. The supporting legs or wheels **216** may include a leveling or height adjusting mechanism such as a nut and thread bolt.

[0041] According to one embodiment of the invention, a processing unit (e.g., computer) **220** may be mounted within the kiosk on top of the horizontal surface **208**. The processing unit **220** may be secured to the horizontal surface **208** or cabinet frame **102**.

[0042] FIG. 3 illustrates how a second horizontal supporting surface **302** may be supported by or coupled to horizontal rails **204** according to one embodiment of the invention. Horizontal surface **302** may serve to support one or more devices. For example, in one implementation, a power supply **304**, speakers **306**, and a color sensing device or spectrophotometer **308** may be mounted to and/or attached to the horizontal surface **302**. Various different brackets or fasteners may be used to secure the speakers **306**, color sensing device **308** and power supply device **304** without deviating from the invention.

[0043] FIG. 4 illustrates a back-side perspective view of the kiosk **100** where other features of the kiosk are shown according to one embodiment of the invention. A third horizontal surface **402** may be mounted on and/or secured to the horizontal rails **206** of the cabinet frame **102**. A display device (e.g. monitor and/or screen) **404** may be mounted on the third horizontal surface **402** such that the display surface of the device **404** is visible through an opening **116** in the front panel **104** of the kiosk **100**.

[0044] According to one embodiment of the invention, a keyboard holder and/or mouse holder **406** may be mounted on the side panel **210** on the lower portion of the cabinet frame **202**. A keyboard or mouse stored in the holder **406** may be accessed through an opening **408** in the front of the paint selection kiosk. According to one embodiment of the invention, the opening **408** may be accessed by opening one of the lower doors **124** of the kiosk **100**.

[0045] FIG. 5 illustrates a front perspective view of the kiosk **100** showing how a printer **502** may be integrated as part of the kiosk **100**. The printer **502** may be mounted on a rolling platform or cart **504** so that it may be easily moved in and out of the kiosk compartment **500**. The printer platform

504 may also include a trim **506** along the lower front part of the printer platform or dolly **504** such that it matches the trim **508** along the lower edge of the kiosk cabinet **100**. The printer **506** may be communicatively coupled to the computer or processing unit **220** in such a way that permits removal of the printer **502**. In one implementation of the invention, the printer **502** may be coupled to the power supply **304** and/or computer **220** by cables long enough to permit removing the printer **502** and cart **504** from the compartment **500**.

[0046] FIG. 6 illustrates how the printer **502** may be secured to the kiosk **100** to prevent theft according to one embodiment of the invention. For example, a pull box **602** may be attached to the frame **102** or side panel **210** of the kiosk **100**. A cable **604** may be coupled to the pull box **602** at one end and a securing apparatus **606** at an opposite end. The securing apparatus **606** serves to secure the printer **502** to the kiosk cabinet. According to one embodiment of the invention, the securing apparatus **606** may include a color calibration chip to calibrate the color spectra.

[0047] The kiosk illustrated in FIGS. 1-6 may be configured to aid a person in selecting a starting color (e.g., starting or desired paint color) as well as provide complementary, harmonious, and/or aesthetically pleasing corresponding. In one implementation, such kiosk may serve as a paint color selector and coordinator for paint projects such as a painting interior areas (e.g., rooms, etc.) or the house exteriors.

[0048] In one implementation of the invention, a user is able to navigate through various graphical user interfaces, screens, and/or modules which advise and suggest to the user which colors are most likely to provide an appealing scheme or combination. The color sensor or spectrophotometer **308** permits a user to use a swatch or sample of their desired color and enter it into the color selection and coordination system. The color sensor **308** may be one of a number of color sensing devices that is attached to the color selection and coordination system and provides the system with information about the desired color sample. The speaker(s) **306** may provide the user with audio cues or information such as, for instance, audio/video clips about painting and other decorating ideas, and product training and information.

[0049] The printer **502** may provide the user with printouts of selected colors and/or color schemes or combinations. In various embodiments of the invention, an input device, such as a touch screen, a pointing device and/or a voice-activated input system, may be used to permit a user to navigate the color selection and coordination process and provide inputs to the system.

[0050] Generally, a color selection and coordination system may provide the user with the options of color matching and coordination. Consumers may provide a starting color in several ways. For instance, using a spectrophotometer, a customer can "scan" the color of an item from their house such as tile, fabric, window treatment, pillow, etc. Based on the starting color, a system implementing one embodiment of the invention may select a close match from a color library, or may custom-formulate a color to match the item scanned. In addition, the color coordination system may recommend other colors, or combination of colors, that coordinate, are harmonious or aesthetically pleasing, or complementary to the starting color. The customer is provided a "palette" that can be adjusted according to how they want the original starting color to be used (e.g., accent color versus main color

versus trim color). Potentially, palettes may be adjusted according to the user's region, size of room, room function, and style preferences.

[0051] Another way to use the system is to simply pick a color, from a color table for instance, and find out what other colors go with it. The user may specify a starting color visually or by entering a color code and the expert color coordinator then recommends color combinations. Lightness and gray levels of individual combination colors can be adjusted.

[0052] The system may also provide a visualization tool that allows consumers to see how their colors look in a simulated environment. The system may function in a way that allows users to upload their own photos and the adjust them based on the user's color selections. In another implementation of the invention, a user may select a similar room or exterior from a collection of preformatted rooms or exterior. The wall, trim, accents, etc., of the selected room or exterior is then colored with a selected color combination from among the recommended color combinations.

[0053] FIGS. 7-18 illustrate a paint selection and expert coordination system that may be implemented in one embodiment of the kiosk illustrated in FIGS. 1-6. While the system illustrated in FIGS. 7-18 describes a paint selection and expert coordination system, it should be clear that this is merely an exemplary application and that various aspects of the invention are applicable to color selection and advising in general.

[0054] FIG. 7 illustrates a block diagram of a paint selection and expert coordination system according to one embodiment of the invention. The paint selection and coordination system **700** may be implemented within one embodiment of a paint selection and coordination kiosk (e.g., kiosk **100**). According to one embodiment of the invention, a log-in component **702** may request a user to enter either an existing user identification number and/or register to use the paint selection and expert coordination system. In another embodiment of the invention, the system may permit a user access to some or all features of the paint selection and coordination system without first registering, using a password, or setting up an account.

[0055] Once in the system, a user may select from a number of different options. For example, the paint coordinator option or component **704** permits a user to browse inspirational paint ideas **706** from which to select a color or color scheme, start a new paint project **708** or recall an active paint project **710**. A planning option **712** permits a user to estimate or calculate the quantity of paint that may be necessary for the particular project (e.g., room to be painted) **714** or select from different paint sheens depending on whether an interior or exterior paint project is involved **716**. A tutorial option **718** permits a user to select from various instructional or tutorial information about painting. For example, a user may select from interior overview information **720**, exterior overview information **722**, common paint problems **724** and/or a glossary of terms common to painting **726**. A user may also select from a products option **728** which may list various paints and/or paint products from one or more companies.

[0056] FIG. 8 illustrates a log-in and/or registration system according to one implementation of the invention. A user may start by selecting between an existing user option and a new user option **802**. If the existing user option is selected, the user may log-in to the system by entering information such as a user name, e-mail address, unique identifier, and/or password **804**. This information is then verified by the system **806** and,

if accurate, permits the user to proceed by displaying various selection options. Alternatively, if the user selects the new user option, a registration option **808** permits a user to register with the system. In one embodiment of the invention, the advantages of registering may be displayed to a user who wishes to register. Once such registration is confirmed **810**, a user is permitted to access the various features of the paint selection and expert coordination system. Note that in other embodiments of the invention, a user may be permitted to access all or some of the various features of the paint selection and expert coordination system without registering or logging-in.

[0057] FIG. 9 illustrates various components and navigation paths that a user may select once the user has logged in or otherwise been allowed to enter the system.

[0058] For instance, a user may select from a number of feature articles **902** which provide ideas and inspiration for painting projects, color schemes and reference information **706**. The purpose of the inspirational section is two fold. First, it should give users ideas for how to complete a project that they already have in mind, and second, it should encourage users to take on new projects that they haven't yet considered. It may serve to get users charged up emotionally, showing them how they can improve their lifestyle by adding color and self-expression. The inspirational ideas and/or articles may recommend products across product lines and provide decorating/painting information, for instance, showing how to accent with faux finishes. Today, consumers look for inspiration from magazines, touring model homes, visiting friends' houses, television shows, etc. This same experience may be extended by the inspirational ideas of the paint selection and coordination system. Inspirational content may be organized by themes such as region, styles, moods, function, and color families. In addition, seasonal content may offer an opportunity to refresh the inspirational ideas constantly.

[0059] A user may also elect to explore colors **904** by starting a new project **708** or continuing to active or existing project **710**.

[0060] According to one implementation of the invention, a user has several options when starting a new project **708** and can select a starting color in a number of different ways. For instance, the user may look-up a color by name **906**, provide a starting color sample **908**, or browse or search through an inspirational color library and/or palette for a desired color **910**. If the user elects to provide a starting color **908**, he or she may provide such start color by providing a color sample to a color sensor **108**. If the user elects to continue a previously saved project **710**, the system may first determine if the user is logged in, and if not, request that the user log in **912**. The user may also select a starting color from a color library or palette. In an embodiment of the invention, the user may also fine-tune the starting color to obtain a desired color.

[0061] FIG. 10 illustrates the path or trajectory that may be followed when starting a new project and selecting a starting color according to one embodiment of the color selection and coordination system.

[0062] If the user elects to start a new project **708**, he or she is given the option to select a color from various sources **906**, **908**, **910**. The desired color may be looked up by name in a database **1002**, and, if the color is found, it is returned to the user for fine-tuning **1006**. Fine-tuning may permit a user to make a color lighter or darker and/or more or less muted. Such fine-tuning may be performed by allowing a user to incrementally increase or decrease one or more of its characteris-

tics (e.g., hue, chroma, etc.). In one implementation of the invention, the colors available in the system have associated predetermined relationships with other colors. Thus, if a user wishes to lighten a first color, for instance, the user may select a “lighter” button, arrow, or symbol, to incrementally go to the next lightest color associated with the first color, thus obtaining a second color. Similarly, if the user wishes to darken a first color, the user may select a “darker” button, arrow, or symbol to go the next darkest color associated with the first color, thus obtaining a second color. Similarly, the hue or chroma of a first color may be incrementally modified by retrieving the associated hue and/or chroma colors to provide a desired second color. The second color may also be similarly modified to achieve a desired final color.

[0063] A user may also provide a sample **908** of the desired color **1004** and then may be permitted to fine-tune that color **1006** as described above. That is, the fine-tuning process **1006** may involve changing the color’s hue, chroma, etc., by incrementally increasing or decreasing these qualities.

[0064] In either one of these instances, a user is given the option to then use an expert color coordinator **1007** be given suggestions as to complementary, harmonious, or aesthetically pleasing colors that may be combined with the starting color.

[0065] In one embodiment of the invention, the expert color coordinator **1007** may include a custom coordination component **1008** which, based on the starting color, automatically selects a plurality of color combinations that are complementary, harmonious to, and/or are aesthetically pleasing in combination with the starting color.

[0066] These color combinations may be determined in different ways according to various embodiments of the invention. The color combinations provided to the user may be selected based on a number of color theory implementations. In one implementation, the color combinations are pre-determined and stored in a database such that, once a desired starting color is selected, its characteristics or metrics (e.g., hue, chroma, tint, shade, etc.) are determined and matched to a color in the database with the closest corresponding metrics. The system then uses the matching color from the database to determine the complementary color combinations.

[0067] In another embodiment of the invention, metrics for the desired color are determined and then used to calculate, determine, or retrieve complementary colors that are either dynamically determined or retrieved from a pre-compiled database.

[0068] One or more of the color combinations may also be based on the corresponding warm triad and cool triad for the starting color.

[0069] In one implementation of the invention, the combination of colors may be retrieved from a database of colors. The database of colors being a data structure in which corresponding complementary colors have been identified for every color in the database or a color palette. Various color theories, including a complementary color model, tertiary color model, analogous color model (e.g., monochromatic color model), may be employed to generate the various relationships between colors stored in the database. In another embodiment of the invention, the corresponding complementary colors are dynamically determined upon selection of a first or desired color.

[0070] Additionally, in one embodiment of the invention, the color coordinator may interpolate between two or more

colors in a database to generate better matching complementary colors for a given starting color. This interpolation may be based on the color theory employed and/or the inherent metrics or characteristics associated with the starting color.

[0071] Additionally, the color coordinator may also be configured to take into account human factors. That is, the relationship between colors may be modified based on human expertise. For example, the complementary color relationships generated using color theory may be modified so as to achieve a more aesthetically pleasing combination of colors. Thus, the color database of complementary color relationships may be based on both color theory and expert input.

[0072] Once the expert color coordinator **1007** has returned one or more color combinations **1010** based on the desired or starting color, the user may select a desired color combination, an interior or exterior template **1014** (e.g., interior room or exterior home facade) and preview it **1016**.

[0073] The preview feature **1014** and **1016** permits a user to see what a particular color combination would look like when painted on an interior room, exterior facade, etc. In one implementation of the invention, sample interior rooms and/or exterior facades are provided for the user’s selection. The available preview rooms and facades are tagged such that the walls, trim, doors, floor, ceiling, etc., are identified as separate elements. This way, a user may indicate which colors in the selected color combination will be used to paint the walls, trim, doors, floor, ceiling, etc. The system paints the different surfaces with one or more selected colors from the color combination. The user may then preview the selected template (e.g., interior room or exterior facade) with the selected colors in the selected surfaces. In yet another embodiment of the invention, the user may upload a picture of the desired project (e.g., living room, dining room, house exterior, etc.) and select the color desired for each surface (e.g., door, trim, walls, floors, etc.).

[0074] The user may modify a color combination by using a color palette **1018**. In various embodiments of the invention, such characteristics as the tint, shade (e.g., lightness and/or darkness), hue, and/or chroma may be modified. Once the user is satisfied with a selected color combination, that combination may be saved **1020**.

[0075] When a user elects to start a new project using the inspiration library **910**, various categories may be available from which to choose a color **1022**. Each category may enable a user to choose from various types of images, themes and/or types of rooms that may be desired **1024**. For one or more of these selections, the user may also be able to select a mood or theme palette **1028**. Once the system retrieves an image satisfying the desired characteristics, the user may then modify the colors based on color palette **1012**. Once a desired color combination has been obtained, the user may preview what such color combination would look like in a particular room or exterior of a home **1014** & **1016** and save it **1020**.

[0076] At any time during the browsing, the combination of colors provided by the expert coordination system or the previewing of the selected image, if the user wishes to further modify the color, this may be done by modifying the color palette **1020**.

[0077] Similarly, if a user elects to continue working on an existing project or active project **710**, the previously selected or saved color(s) may be revised by modifying the color palette or the color may be previewed by entering the preview module.

[0078] If the user elects to continue working on an active project 710, a different set of options may be available. For example, FIG. 11 illustrates one embodiment of the invention with various options that may be available to a user when electing to work in an active project 710.

[0079] A user may be able to revise or edit a color 1102 to preview a selected color 1104 to revise a quantity of paint that may be necessary for a project 1106, to revise the sheen of the paint 1108, to print samples of the color 1110 or to edit the account information associated with the user 1112 and 1114.

[0080] Selection of the revise color option 1102 permits modifying the color palette 1018. Selection of the preview color option 1104 opens the preview module 1016 and permits a user to see the selected color and modify it using the modify color palette 1018, if desired.

[0081] FIG. 12 is a block diagram illustrating the processing of various options in FIG. 11 according to one embodiment of the invention.

[0082] Selection of the revise paint quantity option 1106 permits the user to calculate or estimate the amount of paint necessary for a particular task 1216 (FIG. 12). As shown in FIG. 12, a user may select between an interior 1218 and exterior 1220 paint job. According to one embodiment of the invention, these two options 1218 & 1220 may provide the user with sample shapes of rooms or exteriors of various sizes from which to choose. According to one embodiment of the invention, the paint estimator 1222 may provide the user the amount of paint necessary for a paint job rounded up to the nearest standard paint unit in which the paint is sold (i.e., quarts or gallons). The paint estimator 1222 may also calculate or estimate the amount of paint needed for a project based on number of coats needed and on whether the particular paint color will be used on the trim, wall, ceiling, doors, etc. Once the user has entered the desired options, the system calculates the approximate amount of paint required for a job 1222 and may print this information for the user's convenience. Prior to printing, the system checks the palette state 1226 to determine if more information needs to be gathered from the user.

[0083] Referring again to FIG. 11, if the user elects to revise the paint sheen 1108, a sheen selection option 1230 permits the user to select from either interior sheens 1232 or exterior sheens 1234 and determine the desired sheens to use for their type of project. After selecting a desired paint sheen, the user may choose to either print the color formula to create the particular color and sheen 1236 or so save the results and return to the previous menu (i.e. 1202 or FIG. 11).

[0084] If a user elects to print a paint color 1110, then the paint color is previewed 1214 and printed. On occasion, there are discrepancies between the on-screen colors selected and the colors that may be printed by a printer. In order to provide printed colors that closely match the true colors selected, the system may include either a hardware or software color calibration module that configures the printer or commands to the printer so as to provide printed colors that closely match the real colors.

[0085] A user may also edit account information, such as user name, password, etc., by selecting the edit account option 1112 and modifying the existing information 1114.

[0086] Referring again to FIG. 10, once a user decides to print a color or color combination, the selection is previewed 1016, adjusted as necessary 1018 and saved 1020. After saving and/or storing the color selection 1020, the user is given the options 1202 of printing the chosen colors 1204 or revising/selecting paint sheen 1230. If the paint sheen option 1230

is selected, the user may choose from either interior 1232 or exterior 1234 sheens, and print 1236 and/or save the selection 1238. If the print option is selected 1204, the user may confirm the choice to print 1206, save the project 1208, and print the selected paint color and/or color combination 1214. According to one embodiment of the invention, a user may be requested to login or register 1212 prior to being allowed to print. When logging in, the user's information may be confirmed 1210.

[0087] FIG. 13 is a block diagram of a planning feature 712 (FIG. 9) of the paint selection system according to one embodiment of the invention. The planning feature 712 may permit a user to calculate a quantity of paint 714 based on approximate room sizes 1306 or whether it is an interior 1308 or exterior 1309 project. A user may then be provided with the calculation results 1310 for each color of paint of the selected combination that may be needed for a project.

[0088] Similarly, the user may be able to compare sheen 716 characteristics for paints for either interior 1312 or exterior 1314 projects. That is, for the same paint, a user may be shown on the display screen what the interior paint looks like and what the exterior paint looks like.

[0089] FIGS. 14-17 are flow diagrams illustrating various user options that may be provided under the tutorials option 718 (FIG. 7) by the paint selection and coordination system according to one embodiment of the invention.

[0090] FIG. 14 illustrates features related to interior painting projects 720 (FIG. 7). For example, a user may be provided with specific painting information for a project 1402, how to organize that project and details on the rules and equipment that may be necessary for their project 1406. Similarly, the user may be provided with staining information 1408, including selecting type of look that is desired 1410, organizing a staining project 1412 and details and additional useful information 1414 that may be necessary for doing a staining project. Users may also be provided with information on floor coatings 1416 such as paints for interior floors by selecting a look or scene 1418 and information on organizing the project 1420 and details on how to perform such project 1422. Similarly, the user may be provided with information about faux finishes 1424 and details on how to perform such projects 1426.

[0091] How-to instructions or tutorials 1414 and 1422 may be organized in several ways. For instance, first by project type such as interior painting, exterior painting, deck, fence, etc. Next, they may be broken down into stages including organizing the project, proper preparation, using a primer, applying the topcoat, cleaning-up. How-to instructions may include text, audio, and video demonstrations. Supply lists for particular paint projects may also be provided. All instructions and supply lists may be printable for the customer's convenience.

[0092] FIG. 15 illustrates other tutorials 718 and information pertaining to exterior paint projects 722. As before, the system provides painting information for exterior projects 1502, as well as organization 1504 and other project details 1506. Likewise, the tutorials for exterior paint projects may also provide information on staining 1508 and floor coatings 1516 as in FIG. 14. Additionally, the exterior projects tutorials may include information on waterproofing surfaces 1524, organization of such projects 1526 and other details on how to perform waterproofing projects 1528.

[0093] Another tutorial option may permit a user to browse or read through common paint problems 724. The user may be

given the option of selecting between interior paint projects **1602** and exterior paint projects **1606**. For each of these categories, detailed information regarding paint problems **1604** and **1608** may be provided to the user. The user may also be able to perform a search based on a key phrase or word related to a particular paint problem.

[0094] FIG. 17 illustrates another aspect of the invention where one of the tutorial options **718** may include a glossary **726** from which a user may access general information **1702** and/or search for particular terms, colors, phrases, etc. **1704**.

[0095] FIG. 18 illustrates one embodiment of a products option **728** according to one implementation of the paint selection and coordination system. This products option **728** permits the advertising and/or display of various painting and decorating products. A user may search the site **1802** based on one or more key term(s) or word(s) or phrase(s) for a desired tool or product. The system may then provide the results **1804** meeting the search criteria. In the alternative, the user may select from a list of types of products **1806**, to browse only those products of interest, or be provided with a list of product categories **1808**. Once a product or category is selected, details about said product or product category may be shown to the user **1810**.

[0096] In one embodiment of the invention the kiosk may have multiple modes of operations. For instance, aside from serving as a color selection and coordinator, the kiosk may also operate as a training system. An in-store personnel training feature may provide text, video, and/or audio training information to personnel. New sales associates may have access to an electronic seminar about particular products. According to one embodiment of the invention, this feature may be enabled by switching the kiosk over to training mode.

[0097] Another aspect of the invention provides a distributed paint color selection and coordination system that permits users to remotely access an automatic and interactive paint coordinator/advisor, setup a project, select a desired color, and be provided with complementary, harmonious colors in response to the selected desired color. A user may access the previously saved project from an in-store kiosk with a very similar graphical user interface. The distributed system permits updating software and data to the in-store kiosks as well as the remote user application.

[0098] FIG. 19 illustrates a block diagram of a distributed system in which multiple in-store kiosks and remote computers may access the same paint color selection and coordinator system. The distributed system may include multiple in-store kiosks **1902**, **1904**, **1906**, and **1908** coupled to a central server **1910**. The central server **1910** may provide the kiosks **1902**, **1904**, **1906**, and **1908** with updated software, data, and information periodically or as needed. The kiosks **1902**, **1904**, **1906**, and **1908** may be communicatively coupled to one or more servers **1910** via various communication links, including the Internet, radio waves, and point-to-point communication links. The server **1910** may be coupled to the Internet and provide a paint color selection and coordinator application to remote terminals/computers **1912**.

[0099] The distributed system enables a paint manufacturer to establish a relationship with the customers, educate the customer about the manufacture's paint products, and extend that relationship from the home to the store.

[0100] A user utilizing a remote terminal/computer **1912** may access the paint color selection and coordinator application(s), which may have similar functionality, user interfaces, and navigation as the system illustrated in FIGS. 7-18 and

described above. Such system permits a user to become familiar with look and use of paint color selection and coordination application, start a paint project, select one or more desired colors, and be advised as to the complementary colors corresponding to the selected colors. One implementation of the distributed paint color selection and coordination system serves to entice consumers to become more comfortable and familiar with the look and use of paint colors beyond the standard white and neutral colors.

[0101] One implementation of the distributed system permits a user at home or at the store to create a personal project portfolio that includes information such as their projects, palettes, how-to info, etc. This project portfolio is accessible either online (e.g., via the Internet) or in the store (e.g., using the kiosk) via some sort of user identification. Scenarios include someone choosing their colors at home but going back to the store for chips and adjustments, or beginning a project profile at the store and adjusting within their own time frame while at home. According to one embodiment of the invention, a personal profile created on a store kiosk may be periodically downloaded to a central server or system so that it may be accessed by the user via a network (e.g., the Internet). Conversely, a profile created over the Internet (e.g., via a home computer) may be sent to the local store, which may be selected by the user, so that it is available when the user visits the store. In another embodiment of the invention, an in-store kiosk may retrieve the user's profile and/or previously entered project information when the user logs-in at the kiosk. The newly Internet-created projects may be sent only to those kiosks which the user indicates are within his/her local area or store.

[0102] The in-store kiosks may include a storage device to store a plurality of projects which were initiated either in the kiosk or on a remote computer/terminal. Stored projects may be retrieved from a remote terminal or from an in-store kiosk for further editing, review, and/or printing. In one embodiment of the invention, the stored project may be stored in one or more servers **1910** from where it may be retrieved.

[0103] FIG. 20 illustrates one method of using the distributed paint color selection and coordination system according to one implementation of the invention. A user may use a home computer to access the Internet and start a paint project **2002**, select a starting color **2004**, and receive one or more complementary color combinations **2006**. The user may familiarize himself or herself with the system and, once done, store the project **2008**. The user may then continue his experience with the paint color selection and coordination system when he/she visits a store to purchase the paint needed for the project. The user may utilize a kiosk, such as the one illustrated in FIGS. 1-6, to retrieve the previously stored project **2010**, review complementary color combinations provided by the system, fine-tune colors, and/or print out a preview of a selected color combination **2012**.

[0104] From either a home computer or in-store kiosk, a user may print out an estimate of the different paint colors that will be necessary for the project and/or the color mix or formula for each of the colors in the color combination selected.

[0105] Another aspect of the distributed system may include heartbeat monitoring feature. This feature minimizes system downtime by having an in-store kiosk **1902** monitor itself and alert an administrator (e.g., via a server **1910**, tele-

phone message, email, blinking light, audible alarm, etc.) if a kiosk stops responding, runs out of paper or ink, some other alert is triggered, etc.

[0106] A remote update feature permits content to be distributed to various store locations from a central location. Stores or kiosks can be grouped according to different criteria, such as region, store type, market, etc., and content can be rolled out to various criteria groups. For example, a central server may update a kiosk's color palette, software, graphical user interfaces, etc., remotely. Additionally, different forms of content (e.g., advertising) may be displayed on the kiosk's screen based on the type of store in which it resides.

[0107] FIG. 21 illustrates one embodiment of a system that may be implemented over the Internet to permit a user to access the paint color selection and coordination system, described above, over the Internet. A web page may be used where the user can access the color selection and coordination system via the Internet. Such web page may include a store locator option 2102 to permit a user to search and locate a store 2104 and provide details of such store 2106. The web page interactive system may also include safety information 2108 to educate users about paint products, such as the material safety datasheets for one or more products.

[0108] The web page may also include a company information option 2114 providing such information as press releases 2118, events 2120, career or employment opportunities 2122 and contact information 2124 for the one or more companies deploying the paint color selection and coordination system. Such web page may also include a login or registration window 2126 to access the paint selection and coordination system over the Internet.

[0109] FIGS. 22A-E illustrate a block diagram for a color coordination and selection application that may be implemented in an in-store kiosk according to one embodiment of the invention. Referring to FIG. 22A, the kiosk may have in an attract loop 2202 in which the kiosk displays a start screen 2204 to entice potential consumers to use the color coordination and selection kiosk. If a user elects to use the kiosk, the start project module 2206 provides the option of logging into an existing project or workbook 2208. Additionally, the module 2206 may also permit the user to view the content in the color coordination and selection kiosk in a different language, such as Spanish 2210 or French 2212. The user may start a project by identifying whether the paint project is an interior or exterior paint project 2214.

[0110] The user may then choose a starting color for the project in different ways. One option is for the user to provide the starting paint color 2228. In such option, the user may choose a starting color from a color wheel or table 2232, scan a sample of the desired starting color 2234, or identify the starting color by name, number, or code 2244.

[0111] According to one implementation of the invention, a user may be given several options from which to select the starting color 2230. For example, the user may create or choose a starting color by browsing a color palette, color wheel, or any other arrangement of colors 2232 and then adjust that starting color 2233 to the desired hue, chroma, lightness, shade, etc. The user may also scan the desired starting color 2234 based on a sample, such as a fabric or paint chip. The system then provides scanning instructions 2236 to enable the user to scan the color sample into the system. The user is then allowed to scan the color sample 2238, 2240, 2242. Once the color sample has been scanned, a confirmation message notifies the user that the scanning is has been

completed 2239. According to a third way of choosing a starting color, a user may provide a color name, number and/or code by which to identify the starting color 2244. The starting color is then searched in a database of color names, numbers, or codes 2246. If a color is not found, the user is alerted 2248.

[0112] Once the user has selected a desired starting color, the desired use of the color is specified 2262, such as interior, exterior, ceiling, walls, floors, etc. Such information permits the system to narrow its color coordination search to the appropriate paint colors. The system then uses its internal color coordination database to provide one or more color coordination schemes that include the desired color 2264. Said color coordination schemes may include one or more colors that are complementary to the selected starting color. The user is then allowed to select one of the color schemes provide by the system.

[0113] The selected color scheme may be then be modified 2268 or fine-tuned to desired final colors. For instance, for anyone of the colors shown in the selected color scheme, the user may modify the chroma, hue, shade or tint, lightness or darkness off that color. For this purpose, the system may include a database through which each color that is modified can be referenced 2266. This database permits identifying the next lightest and/or darkest color available. Such database may also permit a user fine-tune retrieve other colors similar in hue or chroma for any given color.

[0114] The user is also permitted to print the selected color scheme 2284, preview the color scheme 2276 as it would appear in a room, or preview the color scheme as it would appear on an exterior 2270. If the user elects to preview the color scheme in a room 2276, the type or style of room is first selected 2278, such as living room, dining room, kitchen, bathroom, bedroom, etc. The user is then asked to associate the colors in the selected color scheme with one or more of the various surfaces in the room 2280, such as walls, floors, trim, doors, accents, etc. The selected sample room is then displayed in a display screen showing the colors selected by the user on the appropriate surfaces and allowed to fine-tune each color and/or reassign the surface on which it is placed 2282. Similarly, if the user elects to visualize a sample exterior, the user may select an exterior type 2270, and associate the one or more colors of the selected color scheme with the various surfaces 2272, such as exterior walls, doors, trim, accents, etc. The user is then shown the exterior with the selected colors on the associated surfaces 2274 and can fine-tune each color and/or reassign the surface on which it is placed. Note that a particular color in the color scheme may not be used at all or may be place on more than one surface of the preview modules.

[0115] The user may then proceed to print out the color scheme and/or room or exterior samples 2284. The print module 2284 provides a user multiple options before printing the selected color scheme. For instance, a user may request an estimate or calculation of the amount of paint that is necessary to paint a room or exterior of the house 2295 and 2296, or the user may specify or select sheens for the different surfaces to be painted 2297 and 2298.

[0116] According to one implementation of the invention, the system provides a interior paint calculation option 2295. The user is requested to provide the length and width of a room, the number of doors, windows, as well as trim information. Additionally, if a ceiling is being painted, the ceiling type may also be specified. If touchup paint is desired, that

option is also provided to the user. Using all this information, the system then provides an estimate or calculation of the amount of paint that would be necessary for such job. This result may provide a user with the amount of each paint color that will be necessary to paint the ceiling, walls, trim, accents, etc. In one implementation of the invention, the user may be given the estimates rounded up to the nearest standard paint container size. Similarly, if the user is intending to do an exterior paint job **2296**, the user may be requested to enter the square footage of the home, the number of exterior doors, windows and shutters, garage size, and garage door types, and whether touchup paint is desired. The system then calculates the amount of each paint color that is necessary for such paint job and provides it to the user.

[**0117**] The user may also specify the sheen for the interior and/or exterior paint projects **2297** and **2298**. For instance, the user may specify the wall, trim, door, ceiling, shutters, garage, or other paints for either interior or exterior paint projects **2297** and **2298**. A summary of the amounts of paint for each color in the selected color scheme is then provided to the user.

[**0118**] The user is then given the option to either print or save the selected and/or fine-tuned color scheme and information **2286**. If the user elects to print, a message appears on a screen **2288** while the selected color scheme is printed. When the system is done printing the information, a message is displayed which indicates that the printing has been completed **2290**, and the printed pages are outputted from the color coordination kiosk **2292** and **2294**.

[**0119**] Referring again to FIG. **22B**, the user may also elect to use the interior or exterior inspiration libraries **2250** and **2256**, which include one or more inspiration categories from which to choose color schemes or ideas. The inspiration libraries may also include inspiration palettes, such as color wheels or color tables, **2252** and **2258** from which the user may make a selection **2254** and **2260**. Having selected a desired color scheme, the user is taken to the color scheme home **2268** from where the user may print out, edit, preview or save color schemes as previously described.

[**0120**] According to one implementation of the invention, the system may include one or more alerts to enable various features. For instance, the system may provide the user a start-over feature and confirmation **2216** to enable the user to go back to the starting window **2206**. Another alert may indicate that the printer is not in service **2218** or that the color sample scanner needs calibration **2220**. Yet other alerts indicate where the scanner needs servicing **2222**. Additionally, the system may also indicate that a question is found out or that a particular sheen color is a custom color **2226**. The system may also keep track of the percentage of times sessions have timed out, the number of times the customers have requested to start over, and generally how many times each time of alert has been triggered.

[**0121**] FIG. **23** is a block diagram illustrating the details of the printing process of block **2288**, in FIG. **22**, according to one implementation of the invention. The user is asked whether the project will be saved prior to printing **2300** and **2301**. If not, then the color scheme and information are printed **2302**. However, if the user elects to save the project prior to printing, the system then checks if the user is logged in **2303**.

[**0122**] If the user is already logged in, then the process proceeds to requesting a project name **2356** (FIG. **23C**) for the project. Once the user provides a name for the project

2356, the system then checks if it is connected **2359**, to a server or other storage facility for instance. If the system is connected to a server or storage facility, then the project is saved **2358**. Otherwise, if the system is not connected, then the system indicates the project will be saved upon the next successful connection **2360**, and then proceeds to print the color scheme and information selected **2362**. The system then displays a print complete message **2290** (FIG. **22D**).

[**0123**] Referring again to FIG. **23A**, if the user is not logged into the system **2303**, the user is given an option to either register as a new user or login as a previously registered user **2304**. If the user elects to register as a new user **2305**, then the user is requested to enter a username **2308**. The system then checks if the username is valid **2311**. For instance, the system may check if the username is a valid e-mail address. If a user name is not valid **2310**, the system requests that the user enter a valid username **2310**. Upon providing a valid username, the system then requests the user to enter a password **2312**. The system may check the password to see if it is of an appropriate length **2315**. For instance, the system may require a password be greater than three characters long. If a password does not have the minimum required number of characters **2314**, then the system requests that the user enter another password **2312**. Upon entering an appropriate password of an appropriate length, the system then requests the user to review the username and password **2316**. If the username and password are correct **2317**, then the new user is asked to choose a verification question **2340**. A verification question serves to identify a user who has forgotten either the username and/or password. A user may select from a number of predefined verification questions or may provide their own verification questions **2340**. The system then requests the user enter an answer for the verification question **2342**. When if the user has entered all this information, the system may also give the new user the opportunity to sign up for a newsletter offer or some other offer **2344**. The system then verifies the information provided by the user **2246**. The system may check whether it is connected to a central database or server **2345** in which it can check the username and/or password provided. When the system is able to connect to a central database or server, for instance, then it checks whether the username is unique **2347**. If the username is unique, then the user is provided with confirmation of the registration **3348**. If the username is not unique, then the system informs the user that the username is already taken **2350** and requests that the user provide another username. If the system is unable to connect, then it informs the user that it is having problems connecting to verify the information **2352** and notifies the user that the registration information will be saved and verified later. The system then proceeds to permit the user to enter a project name **2356**. From this point on, the system is then checks whether it is connected and can save the project, and then proceeds to save and/or print the project as previously described.

[**0124**] Referring again to FIG. **23A**, if the user is not a new user **2305**, then the system requests the user enter a username **2306**. The system then verifies whether the username is correct **2318**. In one implementation, the system may check whether the username provided is in the format of a valid email address. In another implementation, the system may check a local user registry first. If a username is incorrect or not found **2318**, then the system may access a central database or server **2322** and request user information.

[0125] If the system is able to connect to the central database 2329, it then verifies whether the username is correct 2332. If the username is correct, then the user is requested to enter a password 2320. If a user has not forgotten his password, then the username and password are checked. The system connects the database 2322, retrieves the information, and checks it 2329. If a username and password are correct 2332, 2354, then the user is requested to enter the project name 2356, and may proceed to save the project as well as print the selected color scheme 2363. If the user's name is incorrect 2332, the user is requested to try to enter the correct name again 2326. In one implementation of the invention, the system may keep track of how many times the user has entered an incorrect username 2333. If the maximum number of times has been reached, then the system indicates to the user that login has failed 2336 and requests that the user register as a new user to save his project.

[0126] If a user's password is incorrect 2354, then the system indicates to the user that the password is incorrect 2324 and requests that another password be entered 2320. If the user indicates that he has forgotten his password 2321, then the system may retrieve such information 2328. If the system is able to connect or retrieve such information 2331, then the system displays the verification question for the user 2338 and requests that a user provide an answer 2354. If the answer is correct 2355, then the user may proceed to enter a project name and save and print the project. If a user's answer is incorrect, then system indicates to the user that the answer is incorrect 2359, it requests that a new answer be entered 2354. If the system detects that the user has entered more than the maximum number of incorrect answers 2357, then the system may request that the user register to save the project 2336. According to one implementation of the invention, the system may also operate over a private or public network and/or the Internet.

[0127] FIG. 24A-L are a block diagram illustrating a network-based color coordination and selection application according to one implementation of the invention.

[0128] FIG. 24A is an overview of the system indicating the starting point 2400 from which the user can select several color coordination and selection options. Along the color coordination options, the user may select to work in a Workbook 2401 which may include previously saved projects, explore new colors from a color palette 2402, browse inspirational ideas 2403, seek expert advice 2404 on painting and painting tools, and/or may request product information 2405. Additionally, a secondary set of menu options permits the user to log into the system 2406, find store locations 2407, request safety information 2408, find out more about the paint particular company 2409, or seek out careers within that paint company 2410.

[0129] FIG. 24B illustrates the options that are available to the user under the Workbook 2401 category. The user may log into the system 2411 or register as a new user 2412, 2413. The system then verifies the user registration information 2414.

[0130] If the user has forgotten his or her password, the user may seek to retrieve said password 2415. The system asks the user to answer a particular verification question 2416 which was selected by the user and for which the user has provided an answer during registration. The system verifies whether the answer provided by the user is correct 2417. If said answer is correct, then the user is allowed to proceed 2418. Otherwise, the user is requested to enter the answer again.

[0131] If the user is allowed to proceed through any of these login options, then an indication is given that he or she is logged in 2418. The user is permitted to edit a previously saved project 2419, create a new project, and/or edit account information or profile information 2431. For the project summary 2419, the user may either enter a new project name or edit an existing project name 2420. The user may then proceed to either start a new project or edit an existing project. If the user elects to start a new project 2423, various options are available to the user in starting said project. Through the Explorer color module 2402, the user is able to look up a color by name or number 2424, select a starting color from a color palette or table 2425, or browse an inspiration library 2426 for a desired color. Additionally, if the user wishes to edit an existing project 2427, the user is given the option to modify a color palette, modify a color palette 2428, modify the previously selected color scheme 2429, or preview the desired color scheme within a sample room or exterior of a house 2430. Additionally the user is given the option to calculate the amount of paint that is necessary 2431 and edit the paint color sheen of the selected paint colors 2432. With any of the above mentioned color selection and modification options, the system enables a user to save and/or print a selected color scheme. The user may print the selected color palette 2433, print the preview showing the colors on an interior room and/or exterior of the house 2434, print out a summary of the amount of paint that is necessary for a particular project 2435, or print out a summary of the sheens that have been selected for the particular project 2436. Through any of these options, a printable pop-up window displays 2438 that permits a user to either print and/or save said window 2437. The system then proceeds to save the desired project 2439.

[0132] Referring to FIG. 24D, the system detects the origination point of the project 2440. That is, the system determines whether the user has come through the Explorer Color option 2403 or My Workbook option 2401 and/or whether the user is registered or logged in. If the system detects that the Workbook 2401 is authenticated or the user is logged in, the system proceeds to save the project under a new name 2444 or without saving changes 2445. The system then returns to the project summary window 2419.

[0133] If a user is not authenticated or not logged in, the project name is requested 2441, and then the user is requested to log in or register 2442. If a user logs in, then the log-in information is verified 2443, and the project is saved 2444. Alternatively, if the user is a new user, the user is requested to register and the registration information is verified 2446. The project is then saved and the user returned to the project summary window 2419.

[0134] Referring now to FIG. 24E, if the user elects to browse the inspiration library 2403, various categories of inspirations may be available. For instance, in one implementation of the invention, a practical color scheme category 2450 may include one or more articles 2451 which provide practical colors for different types of rooms or exteriors or lifestyles. Another category may provide artistic colors 2452 with one or more articles showing or describing such color schemes 2453. An emotional category 2454 may provide articles 2455 illustrating color schemes that reflect various emotional states. A fashionable category 2456 may include articles 2457 that are trendy or the current style.

[0135] Referring now to FIG. 24F, if a user selects the Expert Advice option 2404, a search capability 2508 is available from which the user can provide key words or terms, and

results are displayed for the user **2510**. Additionally, the user may be provided with a plurality of categories from which to browse or search. For instance, the project organizer category **2512** may enable a user to organize interior **2630** or exterior **2668** paint projects, a sheen chart category **2514** may enable a user to learn about various different paint sheens, and a glossary **2516** enables a user to quickly find information related to paint and painting projects. A paint calculator **2518** allows a user to calculate or estimate the quantity of paint that may be necessary for a particular project. A common paint problems option **2520** provides the user information about how to solve interior and/or exterior paint problems **2522-2528** that may exist prior to, during, or after painting.

[0136] If a user selects the paint organizer option **2512**, then either the interior or exterior category may be available **2630** and **2668**. If a user selects the interior category **2630**, then various options for painting interiors and house walls, for instance, may be available. For typical painting projects **2632**, the system provides project organization tools **2634** and details as well as the required tools, etc. **2636**, may be available to the user. Additionally, if the user selects to stain wood **2638**, then the desired look may be selected **2640**, and the project organizer **2642** may provide organization ideas **2642**, details on how to perform the project **2644** and the required tool information. If the user wishes to paint or stain wood floors **2646**, the desired look may be chosen **2648**, and again, a project organizer **2650** may provide the details, tools and information on how to perform such tasks. Additionally, if concrete floors are to be painted **2654**, again, the user may select the look desired for the concrete floor **2656**, and a project organizer **2658** may take the user through the necessary tools and information **2660** to perform the project. The user may also select faux finishes for interiors **2662**, and again the system may provide the desired looks **2664** from which to choose, and details on how to perform said project **2666** to obtain such look.

[0137] Similarly, if a user selects to organize the lookup information on exterior paint projects **2668**, the user is provided with a painting category **2670**, wood staining category **2676**, waterproofing category for wood **2684**, waterproofing category for masonry **2690**, painting or staining of wood floors **2698**, and painting or staining of concrete floors **2706**. For each category, the system may provide a project organizer **2672**, **2680**, **2686**, **2694**, **2702**, and **2710** and enables the user to select the look **2678**, **2692**, **2700**, and **2708** for the painting or staining project. Additionally, the system may also provide details **2674**, **2682**, **2688**, **2696**, **2704**, and **2720** on how to perform each one of these projects and the necessary tools to do so **2678**, **2689**, **2697**, **2705**, and **2721**.

[0138] Once the user has viewed the selected information for interior or exterior projects, the system may then take the user to product details information, FIG. 24 J, under the products module **2410**. This module is also reached if the user has selected to find out product information **2406**. In either case, the products module **2405** provides the user with particular products that are available to perform the selected paint project. For example, if an interior project is desired, the differing stains, primers, finishes, waterproofers, etc. **2746**, may be shown and/or described. The system may also provide product overview **2748** and details **2750** as well as allowing the user to select the look for said stain, finish, etc. **2752**. Similarly, if the user selects to paint an exterior **2754**, then various products are shown **2756**, and a product overview **2758** and details **2760** may be available to the user. In another

implementation of the invention, the categories may also include or be organized in terms of particular projects **2762** such as woodworking, decks, etc., and similar project descriptions **2764** and product information **2766** may be available. When the user reaches to the products module **2405** from the expert advice module **2404**, the system may suggest products and/or introduce new products **2768** to the user.

[0139] Referring now to **241**, if under the expert advice module **2404**, the user has selected the calculate paint option **2518**, then an interior **2722** and exterior **2730** paint calculation modules would be available. If an interior paint project **2722** is desired, then the user is given the option of a custom calculation **2724** or an approximate calculation **2728**. If a custom calculation **2724** is selected, a form is displayed in which the user can enter the dimensions of the room to be painted and a more precise result **2726** is provided. If the user doesn't have exact measurements but just wishes an approximate amount of paint **2728**, then such option is also available to the user. Similarly, if the user is further taken an exterior paint project **2730**, then the custom calculation **2732** and results **2734** are available if the dimensions are known. Otherwise, an approximate result **2736** of the amount of paint necessary may be provided.

[0140] Referring now to FIG. 24K, if the user selects the secondary navigation options from the main window **2400**, then the user may log into the system **2406** by providing a username and password or may select to search for a new store location. The system may also provide details on how to get a store **2407** and **2515**. Safety information **2408** about paints and painting is also available to the user. Additionally, a user may find out more about the particular company **2409**, careers within that company **2410**, and news and/or events **2798** in that company. The user may also perform a job search **2782**, get details on available jobs **2784**, and apply for a job **2786** and **2788**. Other special categories may also be available such as student opportunities **2790**, benefits available **2792**, culture of the company **2794**, and testimonials about the company **2796**.

[0141] Moreover, the system may also provide contact information **2900** in order to contact the company. A contact form may be provided **2902**, and a confirmation message **2904** is displayed when the form has been properly submitted **2910**. Under contact information **2900**, the system may also provide a project assistant form **2906** to aid consumers in performing projects. Once submitted, the system provides a confirmation **2908** that the project assistant form **2906** has been submitted.

[0142] FIGS. 25A-D are a block diagram illustrating the details of selecting and fine-tuning a paint color over a network-based coordination application according to one implementation of the invention. A new project may be started by selecting a color name **2802**, choosing a starting color for a color pallet **2806** or browsing interior or exterior inspiration options **2818** and **2826**.

[0143] If a user wishes to select a starting color by name or number **2802**, the system first requests the purpose or usage of the color **2810**, such as bedrooms, bathrooms, and/or kitchen. With this information, the system is then able to provide one or more color coordination schemes from which the user may select one **2812**. Each color coordination scheme may include two or more colors that are complementary or somehow aesthetically pleasing when used together.

[0144] If the user selects the starting color from the color pallet **2806**, then the starting color may be refined or fine-

tuned to a desired starting color **2808**. The system also requests usage for the color **2810**, and then provides one or more color coordination schemes from which the user selects one **2812**. The color coordination scheme information is then stored or maintained under a session attributes module **2814**. The selected color scheme may then be viewed and then modified under the color palette home module **2834**.

[0145] From this palette home module **2834**, the user may choose to preview a room which is painted a selected color scheme **2838**. The system provides the user with the option of selecting a type of room to be previewed **2838** and then displays the room on a screen **2844**. The user may then select the colors that are to be placed on one or more of the surfaces of the displayed room and is permitted to refine the colors that are desired **2848**. The system may also provide a similar utility for choosing the type of exterior desired **2836**, preview the exterior **2846**, refine the colors as shown on the surface of the selected exterior **2850**. From the preview modules **2844** and **2846**, the system allows a user to print out the selected color scheme **2849** and **2853** as seen on the displayed rooms and/or exterior, or save said color scheme and room or exterior **2851**. The information may be saved for the project under the session attribute module **2842**. From the color scheme home **2834**, the user may also refine the colors selected **2852**, print the desired color scheme **2833** or save the color scheme **2828**.

[0146] Referring again to FIG. 25A, if the user elects to start by browsing interior or exterior inspirational categories **2818** and **2826**, the system provides various categories of inspiration from which the user may select. The system requests that the user to select an inspiration scheme **2820** and then provides details for such inspiration scheme **2822**. The system then takes the user to the color scheme palette home **2834** from where the color scheme may be previewed or edited or saved as described previously. From the palette home **2834**, the user may also modify the sheen of the paint **2830** and/or calculate the amount of paint **2832** necessary for a project.

[0147] Referring to FIG. 24C, the user is provided a tool by which to calculate the amount of paint **2832** that may be necessary for a room or exterior paint project. If the user is painting an exterior, then the system requests the size of the home **2856**, calculates the exterior values **2858**, and provides the amount of paint that should be necessary **2860**. Where the selected color scheme includes multiple colors, the system may determine the quantities of each paint color that are necessary to perform the particular project. Similarly, if the entire room is being painted, the system may request the user to select the size of the room **2862** and provide other information from which to calculate the amount of paint that is necessary to perform that project **2864** and **2866**. A user may save this information **2881** or print it as desired **2882**.

[0148] From the color scheme palette home **2834**, the user may also select the exterior or interior color sheens that may be desired **2830**. For example, if an exterior project is being undertaken, the system may assign color sheens **2870** to the different colors of the color scheme. The user may be able to select from these sheens **2872**, and this information is then provided in the summary **2874** which can be printed or saved by a user. Similarly, if an interior project is being undertaken, the system may provide the recommended color sheens **2876** for the different paint colors, depending on the purpose, etc. The user may then select or edit the recommended sheen

colors **2878**. This information is then provided in a summary **2880** which can be saved **2881** and printed **2882** by a user.

[0149] A help desk feature may also be available with customer support for common paint problems and fixes, FAQ's, a searchable knowledge base and possibly real-time interactive support. As before, the user may be required to enter a user name and password or register in order to access the system. From the login option the user may be led to the menu shown in FIG. 9 and subsequent system components.

[0150] According to one embodiment of the invention, while the web site and kiosk applications may include many of the same features, they may have different interfaces. For instance, because the in-store kiosk may be touch-screen driven, buttons are necessarily large and spread out. This may cause functionality to be spread across various screens in the store that would more efficiently be handled on one screen through the web. It is important however that the in-store kiosk and web site resemble each other so that the customer definitely knows they are coming from the same place. To minimize replicated effort, code for access to databases, coordination algorithms, etc., may be shared by the two separate platforms wherever possible.

[0151] Though the distributed system illustrated in FIG. 19 has many functional tools, the overall flavor of the system should be friendly and inspirational. Users should be guided through the system step by step, yet have the freedom to use it how they want as well.

[0152] A content management feature allows content to be managed with minimal technical skill by persons at various levels of the organization. Rights can be assigned to various content providers and permissions granted according to those rights. For instance, access to product information and/or how-to information may be limited only to those users that have been given permission.

[0153] Another aspect of the invention provides tie-ins to promotions and clinics. The faces or entry graphical user interfaces of the kiosk and/or web site can be adjusted to reflect promotions such as discount weekends and inform about various "how-to" clinics upcoming at the local store.

[0154] Usage tracking may also be provided for the kiosk and/or web site. The frequency of use, color choices, program usage, walk-aways, etc., can be tracked and analyzed according to region, market, store, feature, etc. This information may be downloaded or sent from a kiosk to a central server for analysis.

[0155] Another aspect of the color selection and coordination system provides a data-driven color model to implement the color coordination system according to one embodiment of the invention.

[0156] A model encapsulates more than just data and functions that operate on it. A model is meant to serve as a computational approximation or abstraction of some real world process or system. It captures not only the state of a process or system, but how the system works.

[0157] In the context of the color coordination system, the color model captures the processes associated with color (e.g., color palette coordination, computing shades and tints, etc.), the state of a user's palettes, and represents the set of colors that comprise the color palette.

[0158] In one implementation of the expert color coordinator a real-time color model may be used where coordination of colors, shades and tints are computed in real-time using the principles of color theory. The colors may also be constrained to the limited colors available in the color palette. However, a

real-time approach is limited because it doesn't allow for non-color-theory derived palettes and requires that the color coordination application incorporate and execute the color calculations required to derive the appropriate palettes and corresponding colors every time. Such computationally intensive expert color coordinator may be undesirable in certain situations, such as when implementing the system on a server for Internet users or when processing capabilities are limited.

[0159] In another embodiment of the color coordinator, a data-driven color model is implemented in which it isn't necessary to compute color values in real-time because the color palette is composed of a finite set of colors, which, in combination with color-coordinating palettes, shades, and tints, can be pre-calculated and stored in a database. A data-driven color model provides the greatest degree of flexibility and ease of use in implementing an automated color coordination coordinator. A color coordination application need not execute and compute color values in real-time but instead simply query a database. Additionally, this allows for non-color-theory derived palettes to be incorporated into the color coordinator's color model with no change to the application program design. That is, since the color coordination relationships are defined as data, color coordination relationships from non-color-theory derived palettes may be entered into the database. As those skilled in the art appreciate, such a database comprises computer readable storage apparatus or media, which may include such computer readable storage media as, for example, memories or disks.

[0160] Tables 1-7 below illustrate how a data-driven color coordination system may be implemented using various data structures according to one implementation of the invention.

Such data-driven color-coordination system may be employed in implementing one embodiment of the expert color coordinator described above. In one implementation of the color coordinator, a color database is maintained which contains every color available to the user.

[0161] For each color in the color database, a table or data element (e.g., Table 1) containing the elements shown is generated. The color palette may include both standard colors (e.g., those colors which are part of a paint product line) as well as user-defined colors (e.g., from user color samples, etc.). The fields Color_id and Name serve as color identifiers. The field Source_id is a reference to the source in which the color can be located, such as the inspiration library color palette, a user-defined color palette, etc. The field L_value describes the luminosity of the color. The fields A_value and B_value identify the color coordinates for particular color in a three-dimensional color model, C_value identifies the color's chroma, and H_value identifies the color's hue. The fields Next_lighter_id and Next_darker_id identify the color in the database which is lighter and darker, respectively, than the current color. Similarly, the fields Next_chroma_id and Prev_chroma_id identify the color in the database which is more muted and less muted, respectively, than the current color. The fields Next_hue_id and Prev_hue_id identify the colors found in the database which are, respectively, next in the color spectrum or preceding in the color spectrum from the current color. Additionally, one or more fields may integrate human expertise into the color database. For example, the field Is_wall_color_only indicates whether the current color and the field Is_offensive may indicate whether the current color is not well suited as an interior or exterior wall color. Such fields may be based on human experience and aesthetic tastes which may not be reflected using just a color theory.

TABLE 1

Field Name	Description	Type
Color_id	The primary key for a paint color. This may correspond to a color code in a color sample or swatch (e.g. standard color codes for a paint product line, or a user-provided color sample)	CHAR(6)
Name	The display name for this color	VARCHAR(60)
Source_id	A reference to the source from which the color can be located (e.g. Color Center, Interior Collection, user-defined color, etc.)	CHAR(6)
L_value	The decimal value for the luminosity of the color.	DECIMAL(6, 3)
A_value	The decimal value for the 'a' coordinate of the color.	DECIMAL(6, 3)
B_value	The decimal value for the 'b' coordinate of the color.	DECIMAL(6, 3)
C_value	The decimal value for the chroma of the color	DECIMAL(6, 3)
H_value	The decimal value for the hue of the color.	DECIMAL(6, 3)
Next_lighter_id	Foreign Key to a Paint Color that is the corresponding next lighter version of this Paint Color. In most cases this will be the Paint Color whose C_Value and H_Value are the same but whose L_Value is greater.	CHAR(6)
Next_darker_id	Foreign Key to a Paint Color that is the corresponding next darker version of this Paint Color. In most cases this will be the Paint Color whose C_Value and H_Value are the same but whose L_Value is less.	CHAR(6)
Next_chroma_id	Foreign Key to a corresponding Paint Color that is more muted. In most cases this will be the Paint Color whose L_Value and H_Value are the same but whose C_Value is less.	CHAR(6)
Prev_chroma_id	Foreign Key to a corresponding Paint Color that is less 'muted'. In most cases this will be the Paint Color whose L_Value and H_Value are the same but whose C_Value is greater.	CHAR(6)

TABLE 1-continued

Field Name	Description	Type
Next_hue_id	Foreign Key to a corresponding Paint Color that is next in the color spectrum. In most cases this will be the Paint Color whose L_Value and C_Value are the same but whose H_Value is greater.	CHAR(6)
Prev_hue_id	Foreign Key to a corresponding Paint Color that is preceding in the color spectrum. In most cases this will be the Paint Color whose L_Value and C_Value are the same but whose H_Value is less.	CHAR(6)
Is_wall_color_only	Boolean value that indicates that this color may only be used as a wall color and not as an accent or trim.	BOOL
Is_offensive	Boolean value that indicates that the color is 'offensive' as an interior and/or exterior wall color.	BOOL

[0162] In the color select and coordination system, color refinement is the process of navigating a color palette in a manner that is intuitive to a user. To that end, a fine-tune (refine or modify) color interface (e.g., **1006** or **1018** in FIG. **10**) may provide such functionality in a series of buttons that allow the user to indicate what the next color to view. This may be accomplished by specifying relationships between the colors in the color database. These relationships may be specified for each color in the color database using the data structure or table illustrated in Table I where the previous and next color for various different characteristics (e.g., L_value, A_value, B_value, C_value chroma, H_value, Next lighter_id, Next_darker, Next_chroma_id, Prev_chroma_id, Next_hue_id, and Prev_hue_id) are identified. For example, a fine-tuning interface may include a "More Muted" button, which, when pressed, presents the user with a database color that is more muted than the color currently being viewed. Similarly, other buttons, such as "less muted, lighter, darker, may be available to refine a color.

[0163] The colors in the color database are intended to be displayed on a display screen or printed for the user's convenience. Since many of the display devices (e.g., monitors) and printers employ a combination of a basic colors (e.g., three colors—red, green, and blue) to generate all other colors, having a ready conversion between the colors in the color database and said basic colors would be advantageous and expedite processing. For every paint color in the color database, the color coordinator system needs to be able to render a digital equivalent on screen. For example, colors displayed on a display screen may be expressed in terms of red, green, and blue (RGB) values. These RGB values may be stored in a database in a separate table (e.g., Table 3 below) and identified by corresponding kiosk and paint color.

[0164] The reason RGB values are not stored directly in the paint color table (e.g., Table 1) is due to the fact that although RGB values can be derived from the values (e.g., L_value, A_value, B_value, C_value, and H_value) stored in the paint color table (e.g., Table 1), they often run the risk of not being visually accurate for every monitor. Various factors impact the visual accuracy of a color expressed on a display monitor such as ambient lighting, temperature, etc. The adjustment of the RGB values to compensate for specific monitors is referred to as calibration.

[0165] Calibration is the process of generating a color profile which is used by an application (e.g., the color coordination system) to compute appropriate RGB values for a specific environment (e.g. display monitor, printer, etc.). Unless the color profile changes (as a result of re-calibration), RGB

values can be pre-computed and stored in the database for each monitor/paint color combination to prevent the need to evaluate RGB values in real-time. According to one embodiment of the invention, such conversion values (e.g., RGB values) are generated for each color in the database and for each display and/or printing device that may be attached to a kiosk.

[0166] Table 2 illustrates how calibration or conversion data values may be arranged and stored in a conversion table for each color in the color database. Such conversion or calibration tables represent a unique color profile for the devices in the kiosk (e.g., printer, display device, etc.). The field Color_id identifies the color in the database to which the conversion data applies. The field Kiosk_id identifies the kiosk device (e.g., display device, printing device, etc.) to which the conversion data applies. According to one embodiment of the invention, three basic colors are used to generate all other colors in the color database. For example, the colors red, green, and blue are used in the data structure illustrated in Table 2. The fields R_value, G_value, and B_value provide the amount of red, green, and blue, respectively, that should be mixed to generate the corresponding color in the color database. In other implementations of the invention, more or fewer basic colors may be used without deviating from the invention.

TABLE 2

Field Name	Description	Type
Color_id	Foreign Key to a corresponding Paint Color.	CHAR(6)
Kiosk_id	Foreign Key to a corresponding Kiosk Element.	CHAR(6)
R_value	The decimal value for the RED component of the corresponding Paint Color.	Decimal(6, 3)
G_value	The decimal value for the GREEN component of the corresponding Paint Color.	Decimal(6, 3)
B_value	The decimal value for the BLUE component of the corresponding Paint Color.	Decimal(6, 3)

[0167] Another aspect of the data-driven color model provides a data structure or table (e.g., Table 3) for color palettes. A color palette may be defined as a combination of grouped colors. Palettes may be generated according to and grouped into schemes. For example, color palettes for Monochromatic, Complementary, Warm, and Cool color schemes may be stored. Additionally, custom schemes may be generated and stored by users or others.

[0168] In one embodiment of the invention, a palette may be represented as a data structure in which each paint color in the palette is identified with a corresponding surface/location to be painted.

[0169] For example, Table 3 illustrates a data structure of a paint color palette according to one embodiment of the data-drive color model invention. The field Palette_id provides a unique identifier for the palette. The field Display_name identifies the palette by a name that may be displayed to the user of the color selection and coordination system. The fields Wall_color_id, Accent_color_id, and Trim_color_id, identifies the colors that may be used along the walls, accent surfaces, and trims, respectively. The field White_color_id identifies the white color that may be used along with the other colors in the palette.

TABLE 3

Field Name	Description	Type
Palette_id	The Primary Key for the Palette.	CHAR(6)
Display_name	The display name for the palette	VARCHAR(60)
Wall_color_id	Foreign Key to a corresponding Paint Color that will be the wall color.	CHAR(6)
Accent_color_id	Foreign Key to a corresponding Paint Color that will be the accent color.	CHAR(6)
Trim_color_id	Foreign Key to a corresponding Paint Color that will be the trim color.	CHAR(6)
White_color_id	Foreign Key to a corresponding Paint Color that will be the white color.	CHAR(6)

[0170] According to one implementation of the color coordinator, once the user has selected a starting or core color, the color coordinator accesses the color database and provides a plurality of color combinations. In various embodiments of the invention, a color combination is a coordinating color combination that may be dynamically determined or predetermined. For example, four color schemes may be provided to the user. Each of the four color schemes or palettes may be related to a separate color coordination algorithm. Tables 4-7 illustrate four color palettes that may be provided to the user.

[0171] Table 4 illustrates a monochromatic scheme in which colors selected for the Trim and Alternate Trim colors are a tint or shade of the core or starting color. The Accent and Alternate Accent colors are analogous colors (slightly different hue angle but belonging to the same general color area in color space) of equal value (chroma, depth). The White color is a white color of similar hue as the core color.

TABLE 4

Term	Description
Core Color	The color the user has chosen to coordinate around.
Trim	If core is dark, tint of core. If the core is light, then it's a shade of the core.
Accent	Analogous color of equal value (chroma, depth)
White	White of similar hue as core
Alt Trim	Shade or tint of core
Alt accent	Analogous color of equal value on the opposite side of core than the accent

[0172] Table 5 illustrates a complementary color scheme in which complementary colors are those colors approximately one hundred eighty (180) degrees from the core or starting

color. The Trim color is a complementary color of equal value to the core color and the Alternate Trim color is a color which is a shade or tint of the complementary color of the core color. The Accent color is a color that is a tint or shade of the core color and the Alternate Accent color is a color that is a tint or shade of the core color with more contrast. The White color is a white color of similar hue as the core color.

TABLE 5

Term	Description
Core Color	The color the user has chosen to coordinate around.
Trim	Complement of equal value.
Accent	Tint or shade of core color (If light, then dark, if dark, then light)
White	White of similar hue as the core color
Alt Trim	Shade or tint of complement
Alt Accent	Tint or shade of core color with more contrast

[0173] Table 6 illustrates a warm triad scheme in which the colors are approximately 120 degree from the core color (on warm side of the hue). The Trim color is a Triad color (on warm side of hue) of equal value and the Alternate Trim is a color which is a shade or tint of the triad {on warm side of hue). The Accent color is a color a tint or shade of core color and the Alternate Accent color is a tint or shade of the core color with more contrast. The White color is a white color of similar hue as the core color.

TABLE 6

Term	Description
Core Color	The color the user has chosen to coordinate around.
Trim	Triad (on warm side of hue) of equal value
Accent	Tint or shade of core (If light, then dark, if dark, then light)
White	White of similar hue as core color
Alt Trim	Tint or shade of triad (on warm side of hue)
Alt Accent	Tint or shade of core with more contrast

[0174] Table 7 illustrates a cool triad scheme in which the colors are approximately one hundred twenty (120) degrees from the core color (on cool side of the hue). The Trim color is a Triad color (on cool side of hue) of equal value and the Alternate Trim is a color which is a shade or tint of the triad (on cool side of hue). The Accent color is a color that is a tint or shade of core color and the Alternate Accent is a color that is a tint or shade of the core color with more contrast. The White color is a white color of similar hue as the core color.

TABLE 7

Term	Description
Core Color	The color the user has chosen to coordinate around.
Trim	Triad (on cool side of hue) of equal value
Accent	Tint or shade of core color (If light, then dark, if dark, then light)
White	White of similar hue as core color
Alt Trim	Tint or shade of triad (on cool side of hue)
Alt accent	Tint or shade of core with more contrast

[0175] Another aspect of the invention provides for generating the necessary color metrics (e.g., in Table 1, L_value, A_value, B_value, C_value chroma, H_value, Next lighter_id, Next_darker_id, Next_chroma_id, Prev_chroma_id, Next_hue_id, and Prev_hue_id) for a color provided by the

user, for instance, via a spectrophotometer. Thus, a user may add colors to the color database and color palette.

[0176] While certain exemplary embodiments have been described and shown in the accompanying drawings, it is to be understood that such embodiments are merely illustrative of and not restrictive on the broad invention, and that this invention not be limited to the specific constructions and arrangements shown and described, since various other modifications are possible. Those skilled, in the art will appreciate that various adaptations and modifications of the just described preferred embodiment can be configured without departing from the scope and spirit of the invention. Therefore, it is to be understood that, within the scope of the appended claims, the invention may be practiced other than as specifically described herein.

1. An automated method for providing color coordination capability to a user comprising:

employing one or more programmed computers to perform a plurality of operations in conjunction with a stored, computer queryable database, the operations comprising:

receiving a starting color for which coordinating colors are sought;

associating the starting color with a first color stored, the first color being one of a plurality of colors stored in digital format in the database, the first color being the closest matching color in the database to the starting color;

transforming the digital format of said first color into a visual display of said first color on a computer controlled display apparatus;

retrieving one or more color palettes associated with the first color, each palette including said first color and one or more coordinating colors which coordinate with said first color;

causing display of at least one of the retrieved color palettes on the computer controlled display apparatus;

providing an interactive fine-tuning feature on said display apparatus, said feature enabling fine-tuning a characteristic of the first color by the user after said first color has been displayed to the user by accessing a first color data structure associated with the first color and retrieving a fine tuned color, said fine tuned color being one of a plurality of data elements specified in the color data structure; and

wherein said first color data structure comprises one of a plurality of accessible color data structures, each of said plurality of accessible color data structures being associated with one of the plurality of colors stored in the data base, each accessible color data structure further comprising the same pre-defined set of data elements ordered in the same way; and wherein one of the data elements of each accessible color data structure specifies a fine tuned color.

2. The method of claim 1 wherein the data elements of each color data structure include:

a unique identifier for the color data structure,

a plurality of color metrics defining a particular one of a plurality of colors, and

a plurality of references to other data structures representing neighboring colors in color space, each neighboring color having at least one color characteristic which differs from those of the particular color.

3. The method of claim 2 wherein the data elements of each color data structure further comprises:

a source identifier indicating a source where the first color is located; and

a usage identifier for indicating a type of use for which the first color is or is not appropriate.

4. The method of claim 1 wherein the color palette includes a trim color, a wall color, and an accent color.

5. The method of claim 1 further comprising:

accessing one or more calibration tables associated with the first color and the one or more color palettes, each calibration table containing calibration data for a display unit; and

displaying the retrieved color palettes according to the specification of the one or more calibration tables.

6. The method of claim 1 wherein the one or more coordinating colors include one or more complementary colors, one or more analogous colors, or one or more monochromatic colors.

7. The method of claim 1 further comprising the step of retrieving one or more color palettes associated with the fine-tuned color.

8. A paint color selection and coordination apparatus comprising:

a plurality of color data structures stored on a computer-readable medium, each color data structure including a pre-defined set of data elements, the pre-defined data elements of each color data structure comprising:

a unique identifier for each respective color data structure;

a plurality of color metrics defining a unique color associated with the respective color data structure; and

a plurality of references to other data structures representing at least one color neighboring the unique color in color space, the at least one neighboring color having at least one color characteristic which differs from those of the unique color;

the apparatus further comprising one or more computers operable to display a first of said unique colors on a computer controlled display apparatus and to thereafter display on said display apparatus one of the colors neighboring said first of said unique colors.

9. The apparatus of claim 8 wherein the pre-defined data elements of each color data structure further comprise:

a source identifier indicating a source where the respective unique color is located; and

a usage identifier for indicating a type of use for which the unique color in the respective data structure is or is not appropriate.

10. A method for providing color selection comprising:

employing one or more computers to perform a plurality of operations in conjunction with a computer queryable database, the operations comprising:

retrieving a first color from said database;

displaying said first color; and

fine-tuning a characteristic of the first color by accessing a color data structure associated with the first color and retrieving a fine tuned color, said fine tuned color being specified in the color data structure.

11. The method of claim 10 further including the step of retrieving one or more coordinating colors, the coordinating colors being predetermined based on the first color and a color coordination algorithm.

12. The method of claim 10 wherein said color data structure comprises one of a plurality of accessible color data structures, each of said plurality of color data structures being associated with a unique color stored in said database, each data structure further comprising the same pre-defined set of data elements ordered in the same way, one of said data elements of each color data structure specifying a fine tuned color.

13. The method of claim 10 wherein the color data structure comprises:

- a unique identifier for the color data structure,
- a plurality of color metrics defining the first color, and
- a plurality of references to other data structures representing neighboring colors in color space, each neighboring color having at least one color characteristic which differs from those of the first color.

14. The method of claim 13 wherein the color data structure further comprises:

- a source identifier indicating a source where the first color is located; and
- a usage identifier for indicating a type of use for which the first color is or is not appropriate.

15. The method of claim 11 wherein the coordinating colors include

- a trim color,
- a wall color, and
- an accent color.

16. The method of claim 11 wherein the one or more coordinating colors are displayed as one or more color palettes, and further comprising:

- accessing one or more calibration tables associated with the first color and the one or more color palettes, each calibration table being stored on a computer readable medium and containing calibration data for a display unit; and
- displaying the retrieved color palettes according to the specification of the one or more calibration tables.

17. The method of claim 11 wherein the one or more coordinating colors include at least one of a complementary color, an analogous color, or a monochromatic color.

18. The method of claim 10 wherein one or more color palettes are retrieved, each of which is associated with the fine-tuned color.

19. The method of claim 10 wherein said step of fine tuning further comprises activating one or more of a plurality of selection symbols.

20. The method of claim 19 wherein activation of one of said symbols automatically adjusts one of the first color's characteristics.

21. The method of claim 19 wherein said plurality of symbols enables selection of a fine tuned color which is lighter or darker than the first color.

22. The method of claim 19 wherein said plurality of symbols enable selection of a fine tuned color which is more muted or less muted than the first color.

23. A color selection and coordination apparatus comprising a plurality of different data structure types recorded on a computer readable medium, each different data structure type comprising a different pre-defined set of data elements, said data structure types further comprising:

a first data structure type whose data elements include a color identifier, a plurality of color metrics defining the first color, and a plurality of references to other data structures representing other colors;

a second data structure type whose data elements include a color identifier and data defining a color profile corresponding to a particular display device; and

a color palette data structure type whose data elements include a palette identifier and a plurality of color identifiers defining a plurality of colors which constitute a palette;

said apparatus further including one or more computers and an associated display apparatus, said one or more computers being operable to select a first color for display to a user on said display apparatus, to cause display on said display apparatus of one of said other colors and to utilize said a data structure of said color palette data structure type to cause display on said display apparatus of a color palette comprising said first color and a plurality of colors which coordinate with said first color.

24. A color selection and coordination apparatus comprising a plurality of data structures recorded on a computer readable storage medium, said data structures comprising:

a plurality of color palette data structures each including a core color and a plurality of related colors, the plurality of related colors being determined by a first color coordination algorithm for a first of said color palette data structures and by a second color coordination algorithm for a second of said color palette data structures; and

said apparatus further including one or more computers operable to utilize said color palette data structures to cause display on a computer controlled display apparatus of a first palette comprising said core color and the related colors defined by the first color palette data structure and a second color palette comprising said core color and the related colors defined by the second palette data structure.

25. The apparatus of claim 24 wherein each color palette data structure contains the same pre-defined set of data elements ordered in the same manner, one of the data elements being said core color and the remaining data elements identifying a respective one of said plurality of related colors.

26. The apparatus of claim 24 wherein the second color palette data structure includes as a trim color a complementary color of equal value to the core color.

27. The apparatus of claim 26 further including a third color palette data structure including a trim color approximately 120 degrees from the core color, on the warm side of the hue, and of equal value to the core color.

28. The apparatus of claim 27 further comprising a fourth color palette data structure including a trim color which is a triad color on the cool side of the hue, and of equal value to the core color.

29. A method for providing color coordination capability to a user comprising:

receiving a starting color for which coordinating colors are sought;

associating the starting color with a first color in a color database, the first color being the closest matching color in the color database to the starting color;

displaying said first color to the user on a computer controlled display device;

retrieving one or more color palettes associated with the first color, each palette including one or more coordinating colors;
 displaying the one or more color palettes to said user on the computer controlled display device; and
 fine-tuning a characteristic of the first color in response to user activation of a fine tuning feature displayed on said display device by accessing a color data structure associated with the first color and retrieving a fine tuned color, said fine tuned color being specified in the color data structure.

30. The method of claim **29** wherein the color data structure is stored in a database and includes:

- a unique identifier for the color data structure,
- a plurality of color metrics defining the first color, and
- a plurality of references to other data structures representing neighboring colors in color space, each neighboring color having at least one color characteristic which differs from those of the first color.

31. The method of claim **30** wherein the color data structure further comprises:

- a source identifier indicating a source where the first color is located; and
- a usage identifier for indicating a type of use for which the first color is or is not appropriate.

32. The method of claim **29** wherein one of the displayable color palettes includes

- a trim color,
- a wall color, and
- an accent color.

33. The method of claim **29** further comprising:

- accessing one or more calibration tables associated with the first color and the one or more color palettes, each calibration table containing calibration data for a display unit; and

- displaying the retrieved color palettes according to the specification of the one or more calibration tables.

34. The method of claim **29** wherein the one or more coordinating colors include one or more of a complementary color, an analogous color, or a monochromatic color.

35. The method of claim **29** wherein one or more additional color palettes are retrieved, each of which is associated with the fine-tuned color.

36. A method for providing color selection capability to a user comprising:

- retrieving a first color from a color database;
- displaying said first color to the user on a computer controlled display device; and
- fine-tuning a characteristic of the first color in response to user activation of an interactive fine-tuning feature displayed on said display device by accessing a color data structure associated with the first color and retrieving a fine tuned color, said fine tuned color being specified in the color data structure.

37. The method of claim **36** further including the steps of retrieving one or more coordinating colors and displaying said one or more coordinating colors to the user on said display device, the coordinating colors being predetermined based on the first color and a color coordination algorithm.

38. The method of claim **36** wherein said first color is selected to match a starting color.

39. The method of claim **36** wherein the color data structure is stored in a database and includes:

- a unique identifier for the color data structure,
- a plurality of color metrics defining the first color, and
- a plurality of references to other data structures representing neighboring colors in color space, each neighboring color having at least one color characteristic which differs from those of the first color.

40. The method of claim **37** wherein the retrievable coordinating colors include:

- a trim color,
- a wall color, and
- an accent color.

41. The method of claim **37** wherein the one or more coordinating colors include at least one of a complementary color, an analogous color, or a monochromatic color.

42. The method of claim **37** wherein one or more color palettes are retrieved, each of which is associated with the fine-tuned color.

43. The method of claim **37** wherein said step of fine-tuning further comprises activating one or more of a plurality of selection symbols.

44. The method of claim **43** wherein activation of one of said symbols automatically adjusts one of the first color's characteristics.

45. The method of claim **43** wherein said plurality of selection symbols enables selection of a fine-tuned color which is lighter or darker than the first color.

46. The method of claim **43** wherein said plurality of selection symbols enable selection of a fine-tuned color which is more muted or less muted than the first color.

47. The method of claim **2** wherein the color data structure is stored on a computer readable storage medium.

48. The apparatus of claim **24** where the first color palette data structure includes trim and alternate trim colors which are a tint or shade of the core color.

49. The method of claim **13** wherein the color data structure is stored on a computer readable storage medium.

50. The method of claim **13** wherein the color data structure is stored in a database.

51. The method of claim **1** wherein said fine-tuned color is a tint or shade of said first color.

52. Apparatus for providing color coordination capability to a user comprising:

- one or more programmed computers programmed to perform a plurality of operations in conjunction with a stored, computer queryable database, the operations comprising:

- receiving a starting color for which coordinating colors are sought;

- associating the starting color with a first color stored, the first color being one of a plurality of colors stored in digital format in the database, the first color being the closest matching color in the database to the starting color;

- transforming the digital format of said first color into a visual display of said first color on a computer controlled display apparatus;

- retrieving one or more color palettes associated with the first color, each palette including said first color and one or more coordinating colors which coordinate with said first color;

- causing display of at least one of the retrieved color palettes on the computer controlled display apparatus;

- providing an interactive fine-tuning feature on said display apparatus, said feature enabling fine-tuning a character-

istic of the first color by the user after said first color has been displayed to the user by accessing a first color data structure associated with the first color and retrieving a fine tuned color, said fine tuned color being one of a plurality of data elements specified in the color data structure; and

wherein said color data structure comprises one of a plurality of accessible color data structures, each of said plurality of accessible color data structures being asso-

ciated with a respective one of the plurality of colors stored in the data base, each accessible color data structure further comprising the same pre-defined set of data elements ordered in the same way; and wherein one of said data elements of each accessible color data structure specifies a fine tuned color.

* * * * *