



US007831917B1

(12) **United States Patent**  
**Karam**

(10) **Patent No.:** **US 7,831,917 B1**  
(45) **Date of Patent:** **Nov. 9, 2010**

(54) **METHOD, SYSTEM, AND GRAPHICAL USER INTERFACE FOR IDENTIFYING AND COMMUNICATING WITH MEETING SPOTS**

6,681,108 B1 1/2004 Terry et al.  
6,690,918 B2 2/2004 Evans et al.  
6,714,791 B2 3/2004 Friedman ..... 455/456.1

(Continued)

(75) Inventor: **Joseph F. Karam**, Mountain View, CA (US)

**FOREIGN PATENT DOCUMENTS**

WO WO 02/01405 1/2002

(73) Assignee: **Google Inc.**, Mountain View, CA (US)

(Continued)

(\*) Notice: Subject to any disclaimer, the term of this patent is extended or adjusted under 35 U.S.C. 154(b) by 536 days.

**OTHER PUBLICATIONS**

Smith, Brad, "Spreading the Word with Moblogs" Jun. 15, 2005, *Wireless Week*, [www.wirelessweek.com/article/CA608001.html?text=spreading+the+word+with+....](http://www.wirelessweek.com/article/CA608001.html?text=spreading+the+word+with+....)

(Continued)

(21) Appl. No.: **11/323,115**

(22) Filed: **Dec. 30, 2005**

(51) **Int. Cl.**

**G06F 3/00** (2006.01)

**G06F 15/177** (2006.01)

**G06F 15/16** (2006.01)

**G06C 21/00** (2006.01)

(52) **U.S. Cl.** ..... **715/753**; 715/733; 715/734; 715/751; 715/758; 709/204; 701/207; 701/208

(58) **Field of Classification Search** ..... 715/733, 715/734, 751, 753, 758; 709/204; 701/207, 701/208

See application file for complete search history.

(56) **References Cited**

**U.S. PATENT DOCUMENTS**

5,818,450 A 10/1998 Katsuta ..... 345/352  
5,883,626 A 3/1999 Glaser et al. .... 345/342  
6,202,212 B1 3/2001 Sturgeon et al.  
6,366,962 B1 4/2002 Teibel  
6,424,910 B1 7/2002 Ohler et al. .... 701/202  
6,577,714 B1 \* 6/2003 Darcie et al. .... 379/93.17  
6,677,968 B1 1/2004 Appelman

*Primary Examiner*—Steven P Sax

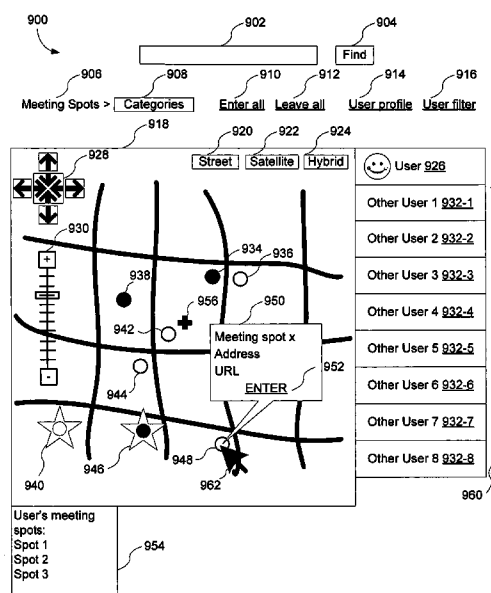
*Assistant Examiner*—Grant D Johnson

(74) *Attorney, Agent, or Firm*—Morgan, Lewis & Bockius LLP

(57) **ABSTRACT**

One aspect of the invention involves a computer-implemented method in which a server computer sends to a plurality of client devices associated with computer users in an online discussion information corresponding to: a map, an icon for a meeting spot to be overlaid on the map, a plurality of icons representing at least some of the computer users in the online discussion, to be displayed at a same time as the map, and an icon to initiate online communications between a respective client device and a computer associated with the meeting spot. The server receives a request to initiate online communications between the computer associated with the meeting spot and at least one client device in the online discussion; and initiates online communications between the computer associated with the meeting spot and the at least one client device in the online discussion.

**19 Claims, 12 Drawing Sheets**



## U.S. PATENT DOCUMENTS

6,732,120	B1	5/2004	Du	707/104.1
6,745,178	B1	6/2004	Emens et al.	
6,771,970	B1	8/2004	Dan	455/456.1
6,829,532	B2	12/2004	Obradovich et al.	
6,968,179	B1	11/2005	De Vries	
6,981,021	B2	12/2005	Takakura et al.	709/204
7,069,308	B2	6/2006	Abrams	
7,082,365	B2 *	7/2006	Sheha et al.	701/209
7,117,254	B2	10/2006	Lunt et al.	
7,136,915	B2	11/2006	Rieger, III	709/223
7,188,153	B2	3/2007	Lunt et al.	
7,200,638	B2	4/2007	Lake	709/206
7,202,814	B2	4/2007	Caspi et al.	342/357.07
7,222,187	B2	5/2007	Yeager et al.	
7,234,117	B2	6/2007	Zaner	715/758
7,236,799	B2	6/2007	Wilson et al.	455/456.3
7,243,075	B1	7/2007	Shaffer et al.	705/10
7,310,676	B2	12/2007	Bourne	709/227
7,340,057	B2	3/2008	Martin, Jr. et al.	380/247
7,342,587	B2	3/2008	Danzig et al.	
7,373,244	B2 *	5/2008	Kreft	701/207
7,468,729	B1	12/2008	Levinson	
7,472,352	B2	12/2008	Liversidge et al.	
7,568,007	B2	7/2009	Narayanaswami et al.	709/206
7,603,413	B1	10/2009	Herold et al.	709/204
7,606,580	B2	10/2009	Granito et al.	455/456.1
2002/0007396	A1	1/2002	Takakura et al.	
2002/0013738	A1 *	1/2002	Vistisen	705/26
2002/0055926	A1	5/2002	Dan et al.	707/100
2002/0103892	A1 *	8/2002	Rieger, III	709/223
2002/0116458	A1	8/2002	Bricklin et al.	
2002/0130904	A1 *	9/2002	Becker et al.	345/753
2003/0037110	A1 *	2/2003	Yamamoto	709/204
2003/0055983	A1	3/2003	Callegari	
2003/0078981	A1	4/2003	Harms	709/206
2003/0079024	A1	4/2003	Hough et al.	709/204
2003/0135493	A1	7/2003	Phelan et al.	
2003/0154250	A1	8/2003	Miyashita	
2003/0210265	A1	11/2003	Haimberg	345/758
2003/0222902	A1	12/2003	Chupin et al.	345/738
2004/0041836	A1	3/2004	Zaner et al.	
2004/0054572	A1	3/2004	Oldale et al.	
2004/0122810	A1 *	6/2004	Mayer	707/3
2004/0148351	A1	7/2004	Cotte	709/205
2004/0152477	A1	8/2004	Wu et al.	455/466
2004/0162830	A1	8/2004	Shirwadkar et al.	
2004/0172455	A1	9/2004	Green et al.	709/207
2004/0179039	A1	9/2004	Blattner et al.	345/758
2004/0189701	A1 *	9/2004	Badt, Jr.	345/753
2004/0203746	A1 *	10/2004	Knauerhase et al.	455/432.1
2004/0210844	A1	10/2004	Pettinati et al.	715/708
2005/0065995	A1	3/2005	Milstein et al.	709/202
2005/0086211	A1	4/2005	Mayer	
2005/0130634	A1 *	6/2005	Godfrey	455/414.1
2005/0154639	A1	7/2005	Zetmeir	
2005/0165715	A1	7/2005	Farnham et al.	
2005/0172001	A1	8/2005	Zaner et al.	
2005/0174975	A1	8/2005	Mgrdechian et al.	
2005/0177385	A1	8/2005	Hull et al.	
2005/0193054	A1	9/2005	Wilson et al.	
2005/0197846	A1	9/2005	Pezaris et al.	
2005/0198031	A1	9/2005	Pezaris et al.	
2005/0210102	A1	9/2005	Johnson et al.	
2005/0210409	A1	9/2005	Jou	
2005/0228853	A1	10/2005	Yamamura et al.	709/200
2005/0246866	A1	11/2005	Dalsing et al.	
2005/0246886	A1	11/2005	Morel	
2005/0250552	A1	11/2005	Eagle et al.	
2005/0256866	A1	11/2005	Lu et al.	
2005/0283308	A1 *	12/2005	Szabo et al.	701/207
2006/0031772	A1	2/2006	Valeski	

2006/0085259	A1 *	4/2006	Nicholas et al.	705/14
2006/0190536	A1	8/2006	Strong et al.	
2006/0235873	A1	10/2006	Thomas	
2006/0241859	A1 *	10/2006	Kimchi et al.	701/208
2006/0294134	A1	12/2006	Berkhim et al.	
2007/0067098	A1 *	3/2007	Zelentsov	701/208
2007/0112735	A1	5/2007	Holloway et al.	
2007/0118809	A1	5/2007	Ozugur et al.	715/776
2007/0162862	A1	7/2007	Ogasawara et al.	715/751

## FOREIGN PATENT DOCUMENTS

WO	WO 2005/006145	1/2005
WO	WO 2005/074443	8/2005
WO	WO 2005/077068	8/2005

## OTHER PUBLICATIONS

Balkin, Adam, "New Cell Phone Services Can Help Manage Your Social Life", Apr. 6, 2005, published Sep. 26, 2005 by *NYI News*.

"WaveMarket's Crunkie Puts Mobile Social Networks on the Map", Nov. 15, 2004, [www.prnewswire.com/cgi-bin/stories.pl?ACCT=104&story=/www/story/11-15](http://www.prnewswire.com/cgi-bin/stories.pl?ACCT=104&story=/www/story/11-15) ....

WaveBlog product information, *Demo*, 2004, [www.demo.com/demonstrators/demo2004/54868.html](http://www.demo.com/demonstrators/demo2004/54868.html).

Johnson, Steven, "Friends 2005: Hooking Up", *Discover*, vol. 26, No. 9, Sep. 2005, pp. 22-23.

"Mates, when social networks marry presence", *Om Malik's Broadband Blog*, posted May 4, 2005, <http://gigaom.com/2005/05/04/mates-when-social-networks-marry-presence/>.

Schoder, Detlef Prof. Dr., "Targeting mobile Consumers (I): context-independent mobile B2C-Applications", Lecture Unit 5, WHU, EEB FS 2003.

"Entering the UMTS era—mobile applications for pocket devices and services", Part Two, European Information Technology Observatory, EITO 2002, pp. 203-219.

Bleecker, Julian, Prof., "Location-based mobile media: maps, games & stories", Interactive Media Division, School of Cinema-TV, University of Southern California, Fall 2005.

"Mobile Marketing and Wireless Internet Advertising", Position Paper, InterACT Research Communications Company, Nov. 1999.

Risnes, Oddvar, "Developing Advanced Parlay-Enabled Value Added Services", Telenor Forksningsnotat/Scientific Document R&D N 76/2003, Jan. 7, 2004.

"Application for today's mobile lifestyle", Community Messaging Center (CMC) 5.0, HP OpenCall—Yomi, Hewlett-Packard Development Company, 5982-2057EE, Oct. 2003.

Burak, Assaf, et al., "Analyzing Usage of Location based Services", CHI 2003, Apr. 5-10, 2003, Ft. Lauderdale, FL. ACM 1-58113-630-7/03/0004.

Burak, Assaf, et al. "Usage Patterns of FriendZone—Mobile Location-Based Community Services", <http://www.this.net/-frank/pstill,html>.

Vogiazou, Yanna et al., "Presence Based Play: Towards a Design for Large Group Social Interaction", Proceedings of the First International Conference on Appliance Design (IAD), May 6-8, 2003, Bristol, UK.

Laycock, Jennifer, "Amazon's A9 Offers Unique Local Search Experience", Mar. 17, 2005, [www.searchengineguide.com/laycock/003701.html](http://www.searchengineguide.com/laycock/003701.html).

Piesick, John, "Click to Call: Creating Sales and Customer Satisfaction", ArriveNet Business Editorials, <http://editorials.arrivenet.com/business/print.php?url=http://64.233.16> ..., Sep. 7, 2005.

Saint-Andre, Ed. P., "Extensible Messaging and Presence Protocol (XMPP): Instant Messaging and Presence", 90 pages, Oct. 2004.

CNET Review of Google Maps, web address: [http://reviews.cnet.com/online-software-services/google-maps/4505-9239\\_7-31591128.html](http://reviews.cnet.com/online-software-services/google-maps/4505-9239_7-31591128.html), published, 6 pages, Nov. 7, 2005.

Office Action mailed Jan. 7, 2008 for related U.S. Appl. No. 11/323,090.

Office Action mailed Jun. 10, 2008 for related U.S. Appl. No. 11/323,090.

Office Action mailed Jun. 25, 2008 for related U.S. Appl. No. 11/323,142.

Campbell et al., "Blogscape: Cartography on Social Networks", <http://www.warm.umd.edu/~susane/blogscape>, 9 pages, Dec. 12, 2005.

Amazon.com Yellow Page (sample page), [www.amazon.com/gp/yp/B0004KKOPC/103-4107609-18318](http://www.amazon.com/gp/yp/B0004KKOPC/103-4107609-18318) ..., 3 pages, printed Dec. 23, 2005.

dodgeball.com, "Company Information," [www.dodgeball.com](http://www.dodgeball.com)., 2 pages, 2005.

GeoCommunity Staff, "Affiliate and Reseller Programs for GIS, Geo-Spatial and Location-Based Content Websites", <http://spatialnews.geocomm.com/features/georesellers>, 5 page, 2005.

"Talk and IM with your friends for free", *Google Talk*, [www.google.com/talk](http://www.google.com/talk), 1 page, printed Dec. 22, 2005.

WaveMarket, "Company and Product Overview", [www.wavemarket.com](http://www.wavemarket.com), 12 pages, 2004.

Office Action mailed Jul. 11, 2008 for related U.S. Appl. No. 11/759,848.

Office Action mailed Aug. 21, 2008 for related U.S. Appl. No. 11/323,090.

Office Action mailed Oct. 1, 2008 for related U.S. Appl. No. 11/323,090.

Office Action mailed Oct. 1, 2008 for related U.S. Appl. No. 11/323,142.

Office Action mailed Jul. 8, 2008 for related U.S. Appl. No. 11/522,548.

Office Action/Interview Summary dated Oct. 1, 2008 in U.S. Appl. No. 11/522,548.

Office Action dated Dec. 22, 2008 in U.S. Appl. No. 11/522,548.

Office Action dated Mar. 3, 2009 in U.S. Appl. No. 11/522,548.

Office Action dated Mar. 13, 2009 in U.S. Appl. No. 11/522,548.

Office Action dated Jun. 25, 2009 in U.S. Appl. No. 11/522,548.

Office Action dated Nov. 26, 2008 in U.S. Appl. No. 11/323,142.

Office Action dated Feb. 3, 2009 in U.S. Appl. No. 11/323,142.

Office Action dated Apr. 28, 2009 in U.S. Appl. No. 11/323,142.

Office Action dated Apr. 1, 2008 in U.S. Appl. No. 11/323,090.

Office Action dated Apr. 14, 2009 in U.S. Appl. No. 11/323,090.

Office Action dated Jun. 24, 2009 in U.S. Appl. No. 11/323,090.

Office Action dated Jun. 29, 2009 in U.S. Appl. No. 11/323,090.

Office Action dated Oct. 1, 2008 in U.S. Appl. No. 11/759,848.

Office Action dated Dec. 29, 2008 in U.S. Appl. No. 11/759,848.

Office Action dated Mar. 3, 2009 in U.S. Appl. No. 11/759,848.

Office Action dated Mar. 13, 2009 in U.S. Appl. No. 11/759,848.

Office Action dated Mar. 16, 2009 in U.S. Appl. No. 11/759,848.

Office Action dated Jun. 10, 2009 in U.S. Appl. No. 11/759,848.

Office Action dated Aug. 24, 2009 in U.S. Appl. No. 11/759,848.

Apple.com, iChat AV Videoconferencing for the rest of us, [www.apple.com/macosx/features/ichat](http://www.apple.com/macosx/features/ichat), printed Dec. 22, 2005.

Barnett, A., Wayback Machine (Archive. Org.) Alex Barnett website, Oct. 26, 2005, pp. 1-5.

LocationNet.com, My Maps, LocationNet.com Aug. 5, 2005.

LocationNet.com, Products Demo, LocationNet.com, Aug. 5, 2005.

[http://digg.com/software/New\\_Page\\_Specific\\_Chat\\_Extension](http://digg.com/software/New_Page_Specific_Chat_Extension)

Launched for Firefox (Safari and IE soon) 2007, 3 pages.

<http://www.chatsum.com>, Nov. 16, 2007, 4 pages.

<http://www.chatsum.com/about>, Nov. 16, 2007, 2 pages.

Office Action for U.S. Appl. No. 11/323,090 dated Sep. 21, 2009.

Office Action for U.S. Appl. No. 11/323,142 dated Oct. 20, 2009.

Office Action for U.S. Appl. No. 11/759,848 dated Jan. 22, 2010.

Notice of Allowance for U.S. Appl. No. 11/522,548 dated Mar. 8, 2010.

Office Action for U.S. Appl. No. 11/323,090 dated Apr. 5, 2010.

Office Action for U.S. Appl. No. 11/323,142 dated Apr. 7, 2010.

\* cited by examiner

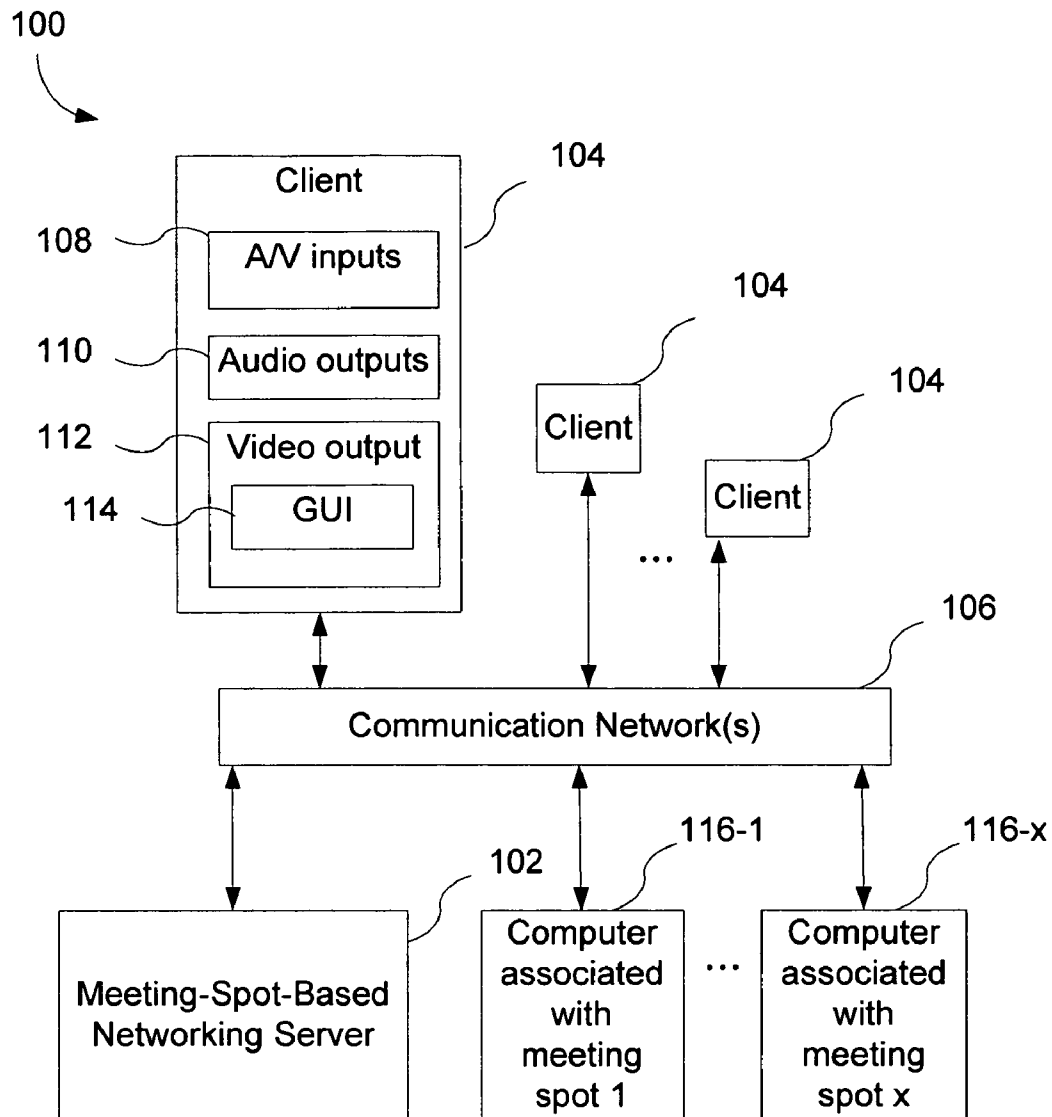


Figure 1

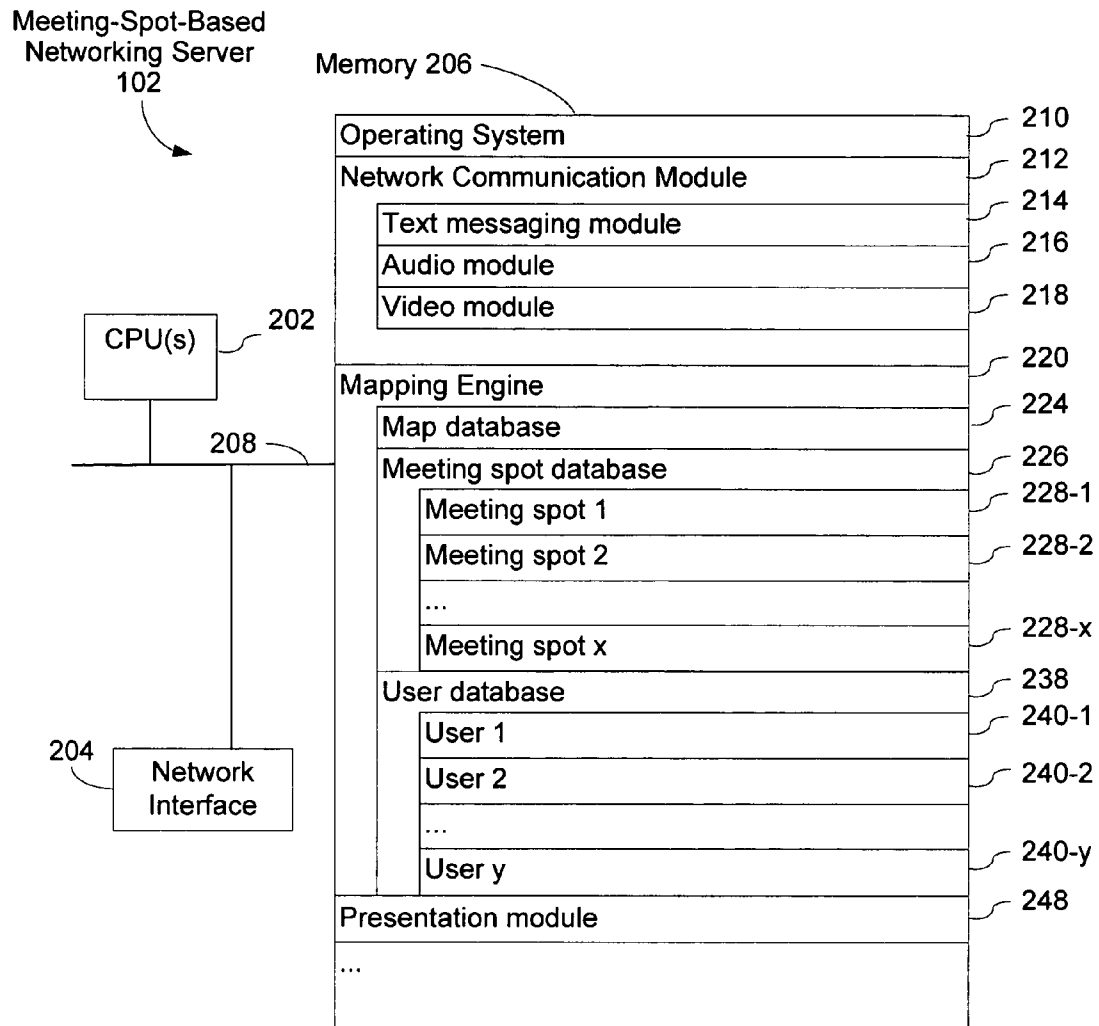
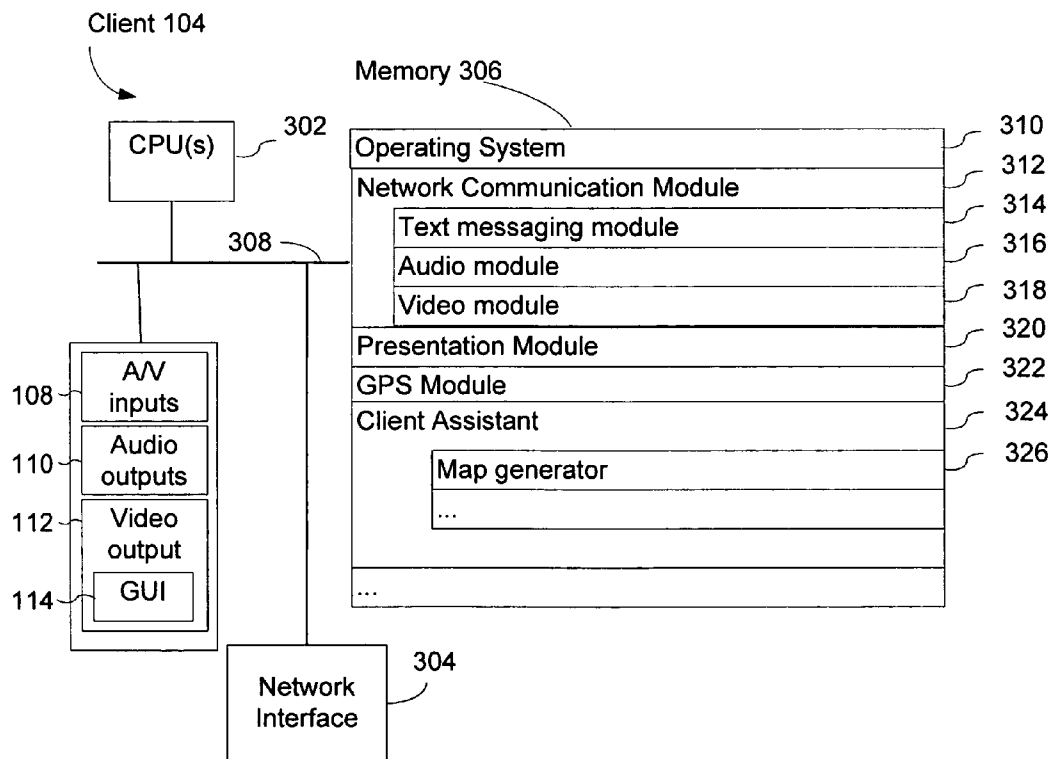
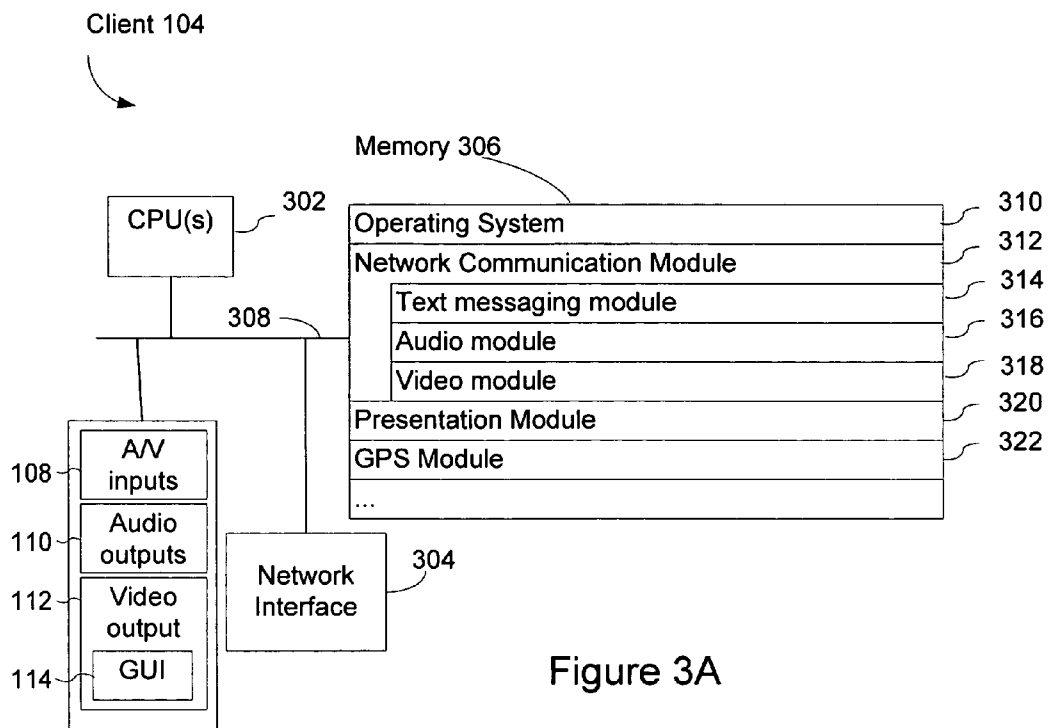


Figure 2



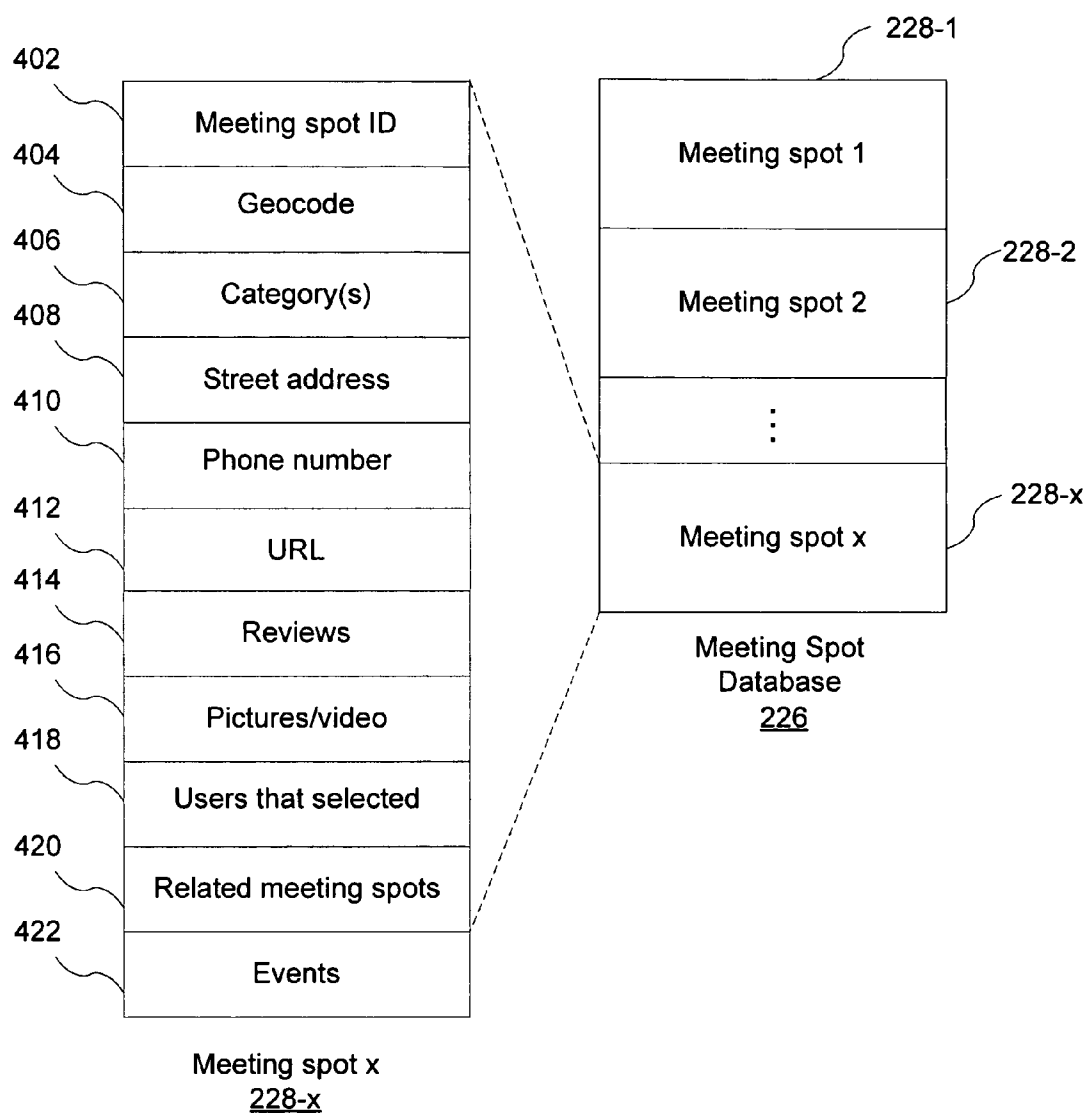


Figure 4

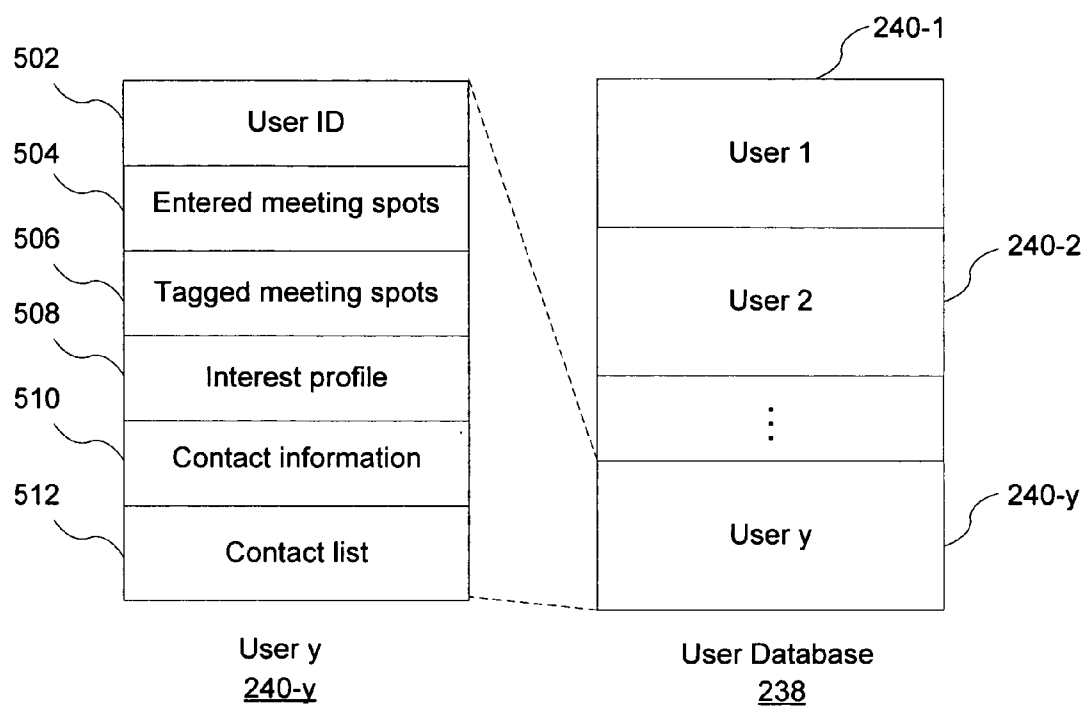


Figure 5



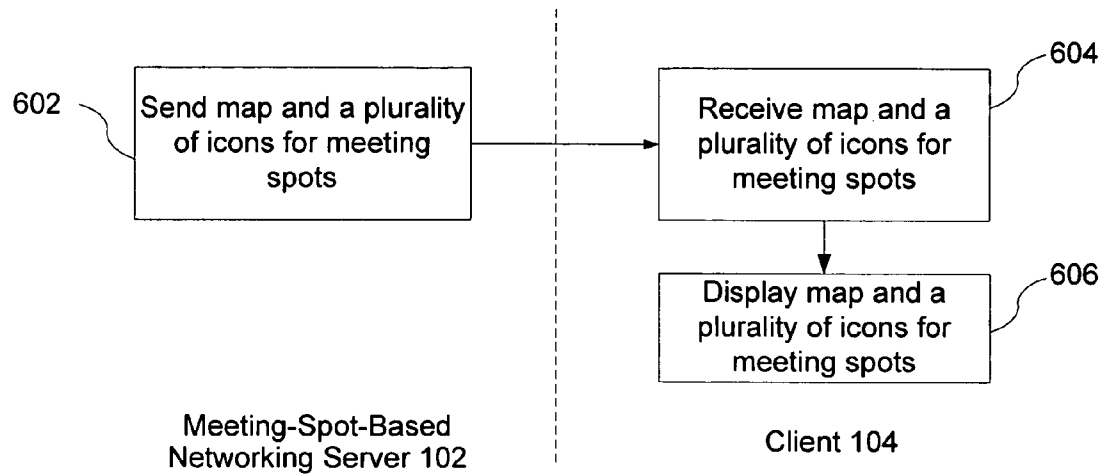


Figure 6

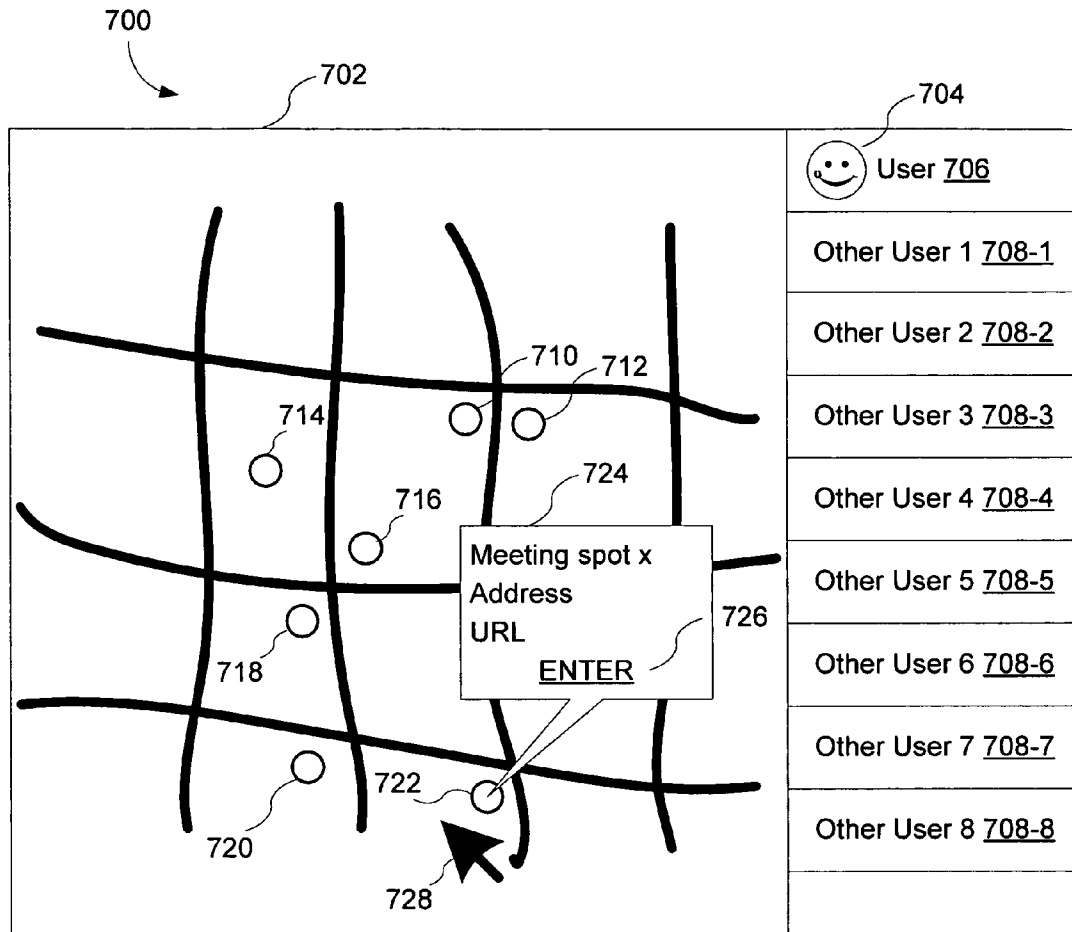


Figure 7

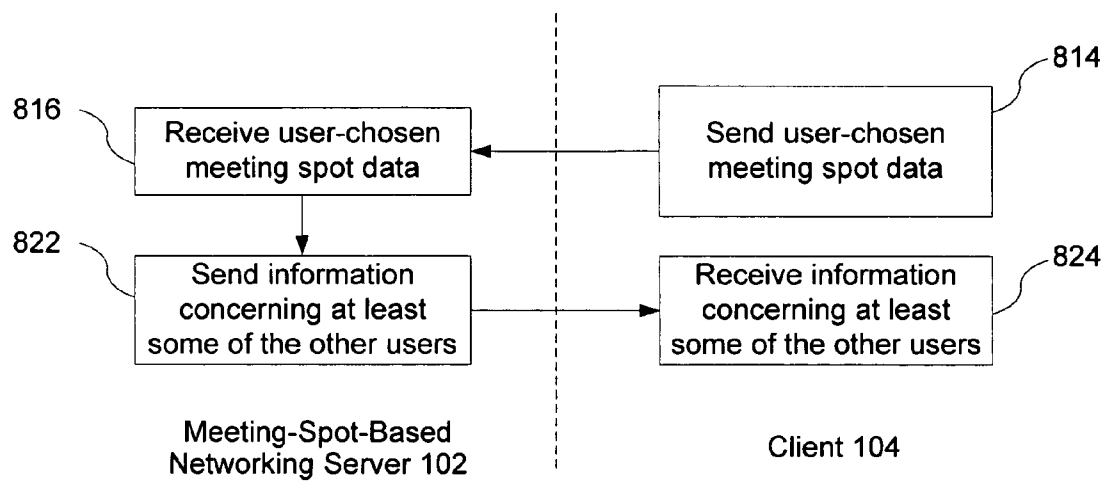


Figure 8A

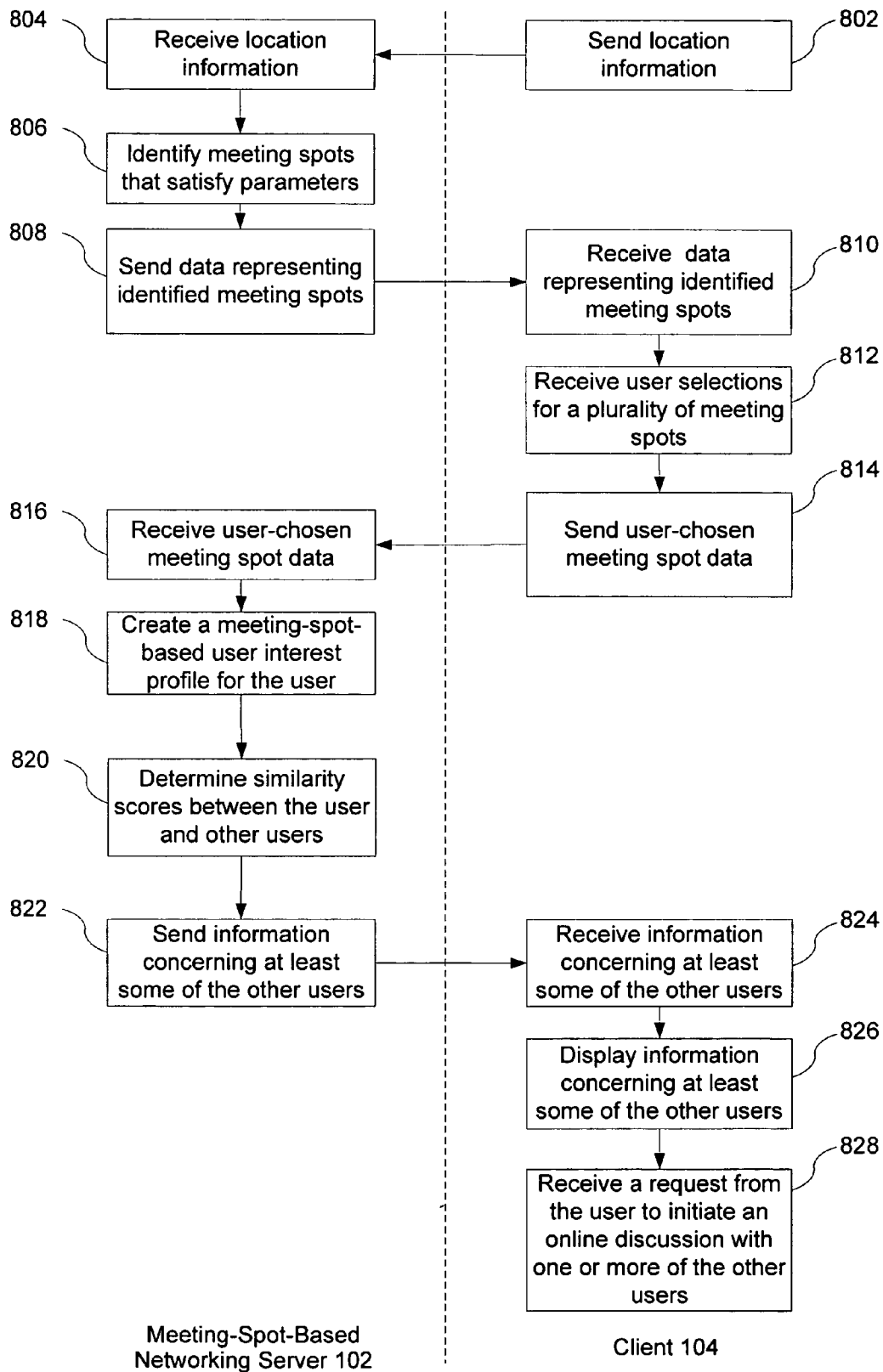


Figure 8B

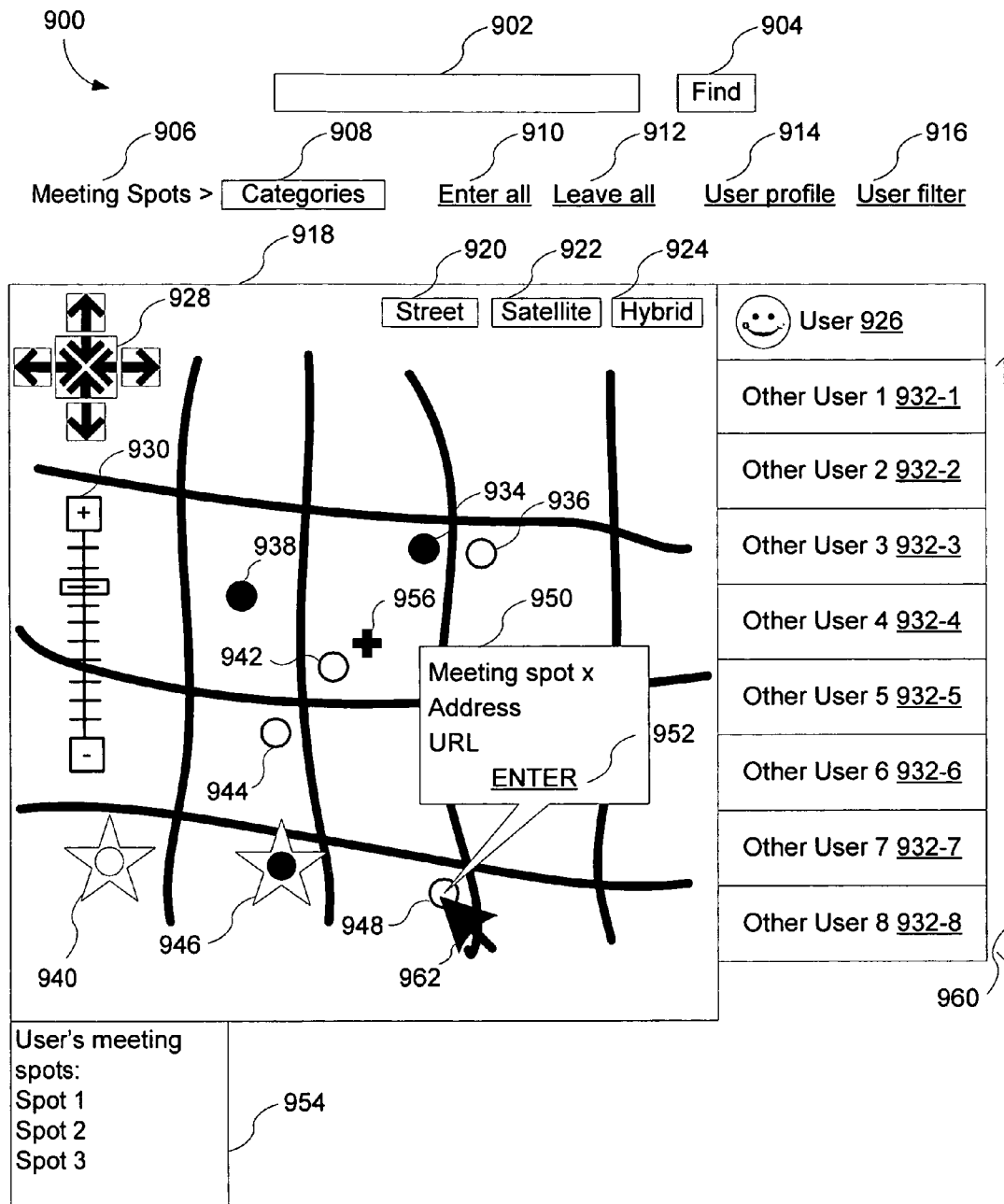


Figure 9

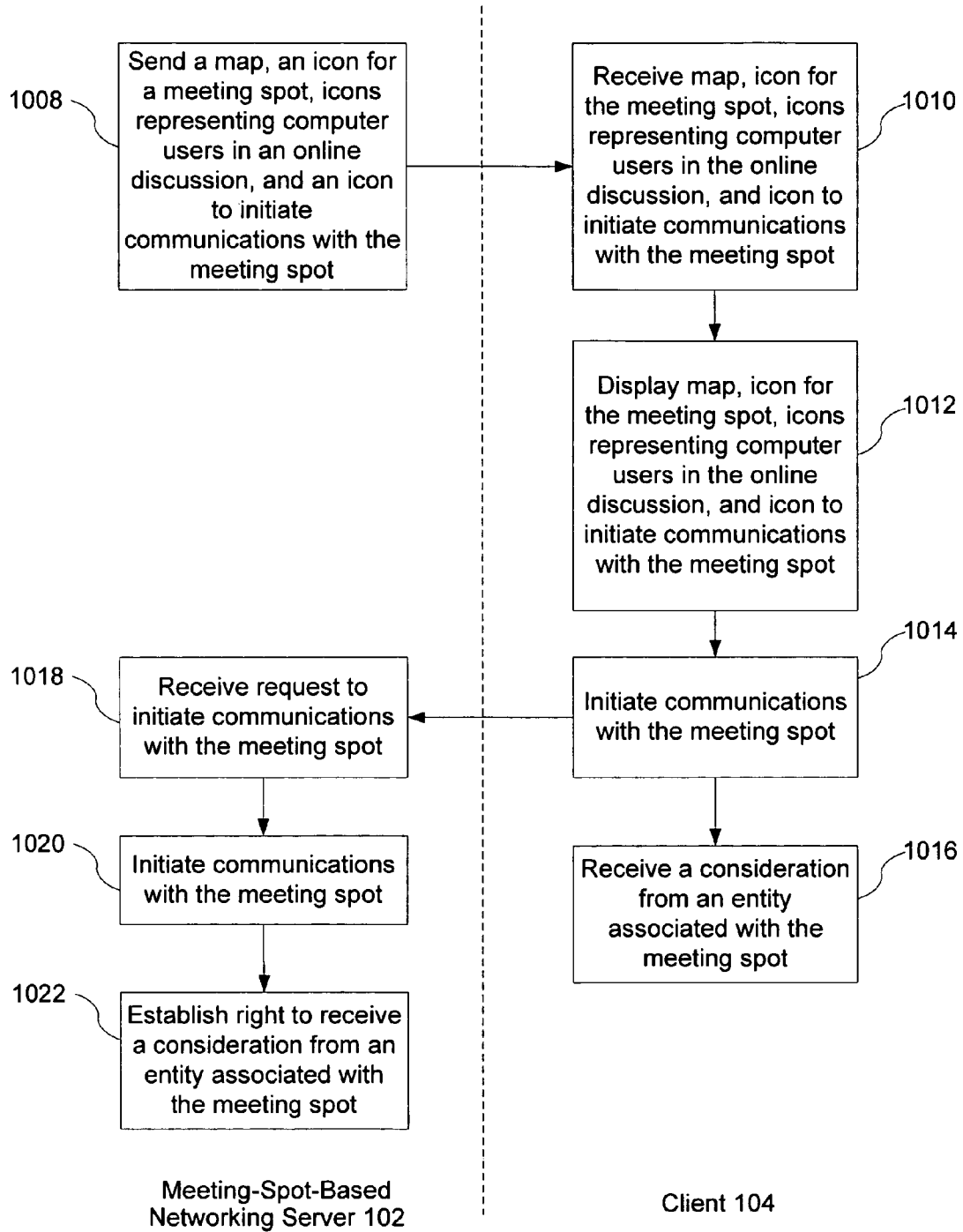


Figure 10

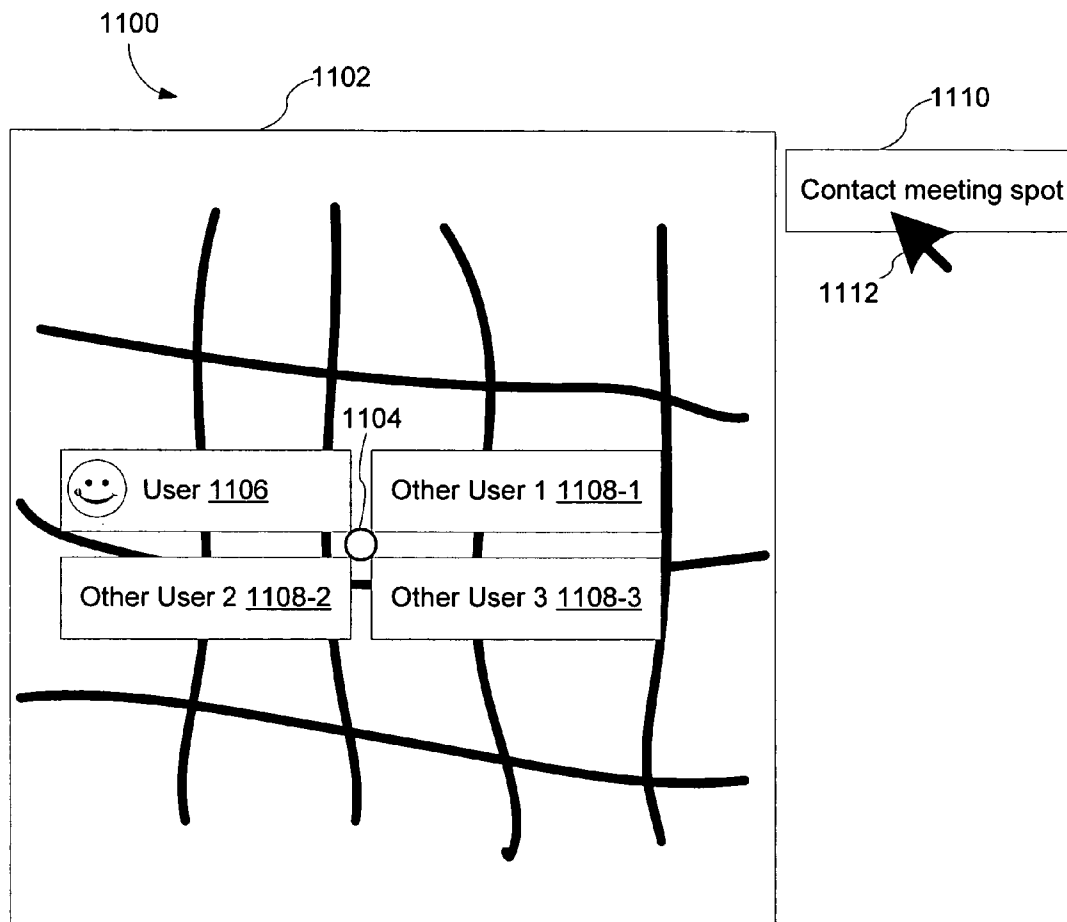


Figure 11

1

# METHOD, SYSTEM, AND GRAPHICAL USER INTERFACE FOR IDENTIFYING AND COMMUNICATING WITH MEETING SPOTS

## RELATED APPLICATIONS

This application is related to U.S. patent application Ser. No. 11/323,090, filed Dec. 30, 2005, entitled "Method, System, and Graphical User Interface for Meeting-Spot Maps for Online Communications," which application is incorporated by reference herein in its entirety.

This application is related to U.S. patent application Ser. No. 11/323,142, filed Dec. 30, 2005, entitled "Method, System, and Graphical User Interface for Meeting-Spot-Related Online Communications," which application is incorporated by reference herein in its entirety.

## TECHNICAL FIELD

The disclosed embodiments relate generally to online communications. More particularly, the disclosed embodiments relate to methods, systems, and graphical user interfaces for meeting-spot-related online communications.

## BACKGROUND

People increasingly use online communications to interact with their friends and to meet new people. As used herein, "online communications" means real-time online communications technologies, including character-based technologies (e.g., text-based instant messaging, but not e-mail), audio technologies (e.g., audio chat and Voice over Internet Protocol (VoIP) telephony), and video technologies (e.g., video chat).

Numerous techniques have been developed that use online communications to improve our social lives, including social networking and online dating services. These techniques typically require a user to fill out a personal profile, which can be cumbersome and also raises privacy concerns. Thus, it would be highly desirable to find new, less cumbersome, more intuitive, and more secure ways to use online communications to interact with friends and to meet new people.

## SUMMARY

The present invention overcomes the limitations and disadvantages described above by providing methods, systems, and graphical user interfaces (GUIs) for meeting-spot-related online communications. As used herein, a "meeting spot" is a specific physical location where two or more people could arrange to meet face to face. Exemplary meeting spots include, without limitation, a restaurant, bar, club, library, gym, bookstore, park, or store. Note that a meeting spot is limited in size so that two people can find (or can reasonably be expected to find) each other at the spot. For example, Manhattan is too large to be a meeting spot, but the Four Seasons restaurant at 99 E. 52nd St. in Manhattan could be a meeting spot.

One aspect of the invention involves a computer-implemented method in which a server computer sends to a plurality of client devices associated with computer users in an online discussion information corresponding to: a map, an icon for a meeting spot to be overlaid on the map, a plurality of icons representing the computer users in the online discussion, to be displayed at a same time as the map, and an icon to initiate online communications between a respective client device and a computer associated with the meeting spot. The

2

server receives a request to initiate online communications between the computer associated with the meeting spot and at least one client device in the online discussion; and initiates online communications between the computer associated with the meeting spot and the at least one client device in the online discussion.

Another aspect of the invention involves a computer-implemented method involving a client device associated with a computer user. The computer user is engaged in an online discussion with other computer users. The client device displays a map, an icon for a meeting spot overlaid on the map, one or more icons representing at least some of the other computer users in the online discussion, displayed at a same time as the map, and an icon to initiate online communications with a computer associated with the meeting spot. The client device initiates online communications with the computer associated with the meeting spot in response to the computer user selecting the icon to initiate online communications.

Another aspect of the invention involves a graphical user interface on a computer that includes an icon for a meeting spot overlaid on a map; a plurality of icons representing computer users in an online discussion, displayed at a same time as the map; and an icon to initiate online communications between a computer associated with the meeting spot and at least one computer associated with the computer users in the online discussion.

Another aspect of the invention involves a system that includes at least one server. The at least one server is configured to send to a plurality of client devices associated with computer users in an online discussion information corresponding to: a map, an icon for a meeting spot to be overlaid on the map, a plurality of icons representing at least some of the computer users in the online discussion, to be displayed at a same time as the map, and an icon to initiate online communications between a respective client device and a computer associated with the meeting spot. The server is configured to receive a request to initiate online communications between the computer associated with the meeting spot and at least one client device in the online discussion; and to initiate online communications between the computer associated with the meeting spot and the at least one client device in the online discussion.

Another aspect of the invention involves a client device associated with a computer user. The computer user is engaged in an online discussion with other computer users. The client device is configured to display a map, an icon for a meeting spot overlaid on the map, one or more icons representing at least some of the other computer users in the online discussion, displayed at a same time as the map, and an icon to initiate online communications with a computer associated with the meeting spot. The client device is configured to initiate online communications with the computer associated with the meeting spot in response to the computer user selecting the icon to initiate online communications.

Another aspect of the invention involves a computer-program product that includes a computer readable storage medium and a computer program mechanism embedded in the computer readable storage medium. The computer program mechanism includes instructions, which when executed by a server computer, cause the server computer to send to a plurality of client devices associated with computer users in an online discussion information corresponding to: a map, an icon for a meeting spot to be overlaid on the map, a plurality of icons representing at least some of the computer users in the online discussion, to be displayed at a same time as the map, and an icon to initiate online communications between



3

a respective client device and a computer associated with the meeting spot. The computer program mechanism includes instructions, which when executed by the server computer, cause the server computer to receive a request to initiate online communications between the computer associated with the meeting spot and at least one client device in the online discussion; and initiate online communications between the computer associated with the meeting spot and the at least one client device in the online discussion.

Another aspect of the invention involves a computer-program product that includes a computer readable storage medium and a computer program mechanism embedded in the computer readable storage medium. The computer program mechanism includes instructions, which when executed by a client device associated with a computer user who is engaged in an online discussion with other computer users, cause the client device to display a map, an icon for a meeting spot overlaid on the map, one or more icons representing at least some of the other computer users in the online discussion, displayed at a same time as the map, and an icon to initiate online communications with a computer associated with the meeting spot. The computer program mechanism includes instructions, which when executed by the client device associated with the computer user who is engaged in an online discussion with other computer users, cause the client device to initiate online communications with the computer associated with the meeting spot in response to the computer user selecting the icon to initiate online communications.

Another aspect of the invention involves a server computer that includes: means for sending to a plurality of client devices associated with computer users in an online discussion information corresponding to: a map, an icon for a meeting spot overlaid on the map, a plurality of icons representing at least some of the computer users in the online discussion, to be displayed at a same time as the map, and an icon to initiate online communications between a respective client device and a computer associated with the meeting spot; means for receiving a request to initiate online communications between the computer associated with the meeting spot and at least one client device in the online discussion; and means for initiating online communications between the computer associated with the meeting spot and the at least one client device in the online discussion.

Another aspect of the invention involves a client device associated with a computer user who is engaged in an online discussion with other computer users. The client device includes: means for displaying a map, an icon for a meeting spot overlaid on the map, one or more icons representing at least some of the other computer users in the online discussion, displayed at a same time as the map, and an icon to initiate online communications with a computer associated with the meeting spot; and means for initiating online communications with the computer associated with the meeting spot in response to the computer user selecting the icon to initiate online communications.

Thus, meeting-spot-related online communications provide more intuitive, less invasive methods, systems, and GUIs to interact with friends and to meet new people.

#### BRIEF DESCRIPTION OF THE DRAWINGS

For a better understanding of the aforementioned aspects of the invention as well as additional aspects and embodiments thereof, reference should be made to the Description of

4

Embodiments below, in conjunction with the following drawings in which like reference numerals refer to corresponding parts throughout the figures.

FIG. 1 is a block diagram illustrating an exemplary distributed computer system in accordance with one embodiment of the invention.

FIG. 2 is a block diagram illustrating a meeting-spot-based networking server in accordance with one embodiment of the present invention.

FIGS. 3A and 3B are block diagrams illustrating two exemplary clients.

FIG. 4 is a block diagram illustrating an exemplary meeting spot database and an exemplary meeting spot record in accordance with one embodiment of the invention.

FIG. 5 is a block diagram illustrating an exemplary user database and an exemplary record for a particular user in accordance with one embodiment of the invention.

FIG. 6 is a flowchart representing a method of using maps of meeting spots to facilitate or initiate online communications in accordance with one embodiment of the present invention.

FIG. 7 is a schematic screen shot of an exemplary graphical user interface of a map with user-selectable meeting spots in accordance with one embodiment of the present invention.

FIGS. 8A and 8B are flowcharts representing methods of using meeting spots selected by a computer user to facilitate online communications with other computer users in accordance with embodiments of the present invention.

FIG. 9 is a schematic screen shot of an exemplary graphical user interface of a map with user-selectable meeting spots in accordance with one embodiment of the present invention.

FIG. 10 is a flowchart representing a method of identifying meeting spots and communicating with meeting spots in accordance with one embodiment of the present invention.

FIG. 11 is a schematic screen shot of an exemplary graphical user interface of a map with user-selectable meeting spots in accordance with one embodiment of the present invention.

#### DESCRIPTION OF EMBODIMENTS

Methods, systems, and graphical user interfaces for meeting-spot-related online communications are described. Reference will be made to certain embodiments of the invention, examples of which are illustrated in the accompanying drawings. While the invention will be described in conjunction with the embodiments, it will be understood that it is not intended to limit the invention to these particular embodiments alone. On the contrary, the invention is intended to cover alternatives, modifications and equivalents that are within the spirit and scope of the invention as defined by the appended claims.

Moreover, in the following description, numerous specific details are set forth to provide a thorough understanding of the present invention. However, it will be apparent to one of ordinary skill in the art that the invention may be practiced without these particular details. In other instances, methods, procedures, components, and networks that are well-known to those of ordinary skill in the art are not described in detail to avoid obscuring aspects of the present invention.

FIG. 1 is a block diagram illustrating an exemplary distributed computer system 100 according to one embodiment of the invention. FIG. 1 shows various functional components that will be referred to in the detailed discussion that follows. This system includes client devices 104, meeting-spot-based networking server 102, a computer associated with a meeting spot 116, and communication network(s) 106 for interconnecting these components.

5

Client **104** can be any of a number of devices (e.g., an internet kiosk, personal digital assistant, cell phone, gaming device, desktop computer, or laptop computer) used to enable the activities described below. Client **104** typically includes audio and/or video inputs **108** (e.g., a microphone and a video camera), audio output **110** (e.g., speakers or headphones), and video output **112** (e.g., a display). Video output **112** displays a graphical user interface (GUI) **114**.

The computer **116** associated with the meeting spot may be a computer used to make reservations for the meeting spot or to provide other services associated with the meeting spot. Computer **116** may optionally be used to host chat rooms or other multi-user communications. The computer **116** associated with the meeting spot may be located at the meeting spot, or anywhere else (e.g., at the facility of a computer services provider that provides services for the meeting spot).

FIG. 2 is a block diagram illustrating meeting-spot-based networking server **102** in accordance with one embodiment of the present invention. Server **102** typically includes one or more processing units (CPUs) **202**, one or more network or other communications interfaces **204**, memory **206**, and one or more communication buses **208** for interconnecting these components. Server **102** may optionally include a graphical user interface (not shown), which typically includes a display device, a keyboard, and a mouse or other pointing device. Memory **206** may include high-speed random access memory and may also include non-volatile memory, such as one or more magnetic or optical storage disks. Memory **206** may optionally include mass storage that is remotely located from CPUs **202**. Memory **206** may store the following programs, modules and data structures, or a subset or superset thereof:

- Operating System **210** that includes procedures for handling various basic system services and for performing hardware dependent tasks;

- Network Communication Module (or instructions) **212** that is used for connecting server **102** to other computers (e.g., clients **104**) via the one or more communications Network Interfaces **204** (wired or wireless) and one or more communications networks **106** (FIG. 1), such as the Internet, other wide area networks, local area networks, metropolitan area networks, and so on;

- Mapping Engine **220** that receives meeting-spot-related requests from and provides responses to clients **104**; and
- Presentation module **248** that formats the results from mapping engine **220** for display.

Network Communication Module **212** may include the following programs, modules and data structures, or a subset or superset thereof:

- Text messaging module **214** that coordinates text messaging (e.g., instant messaging) between clients **104**;

- Audio module **216** that coordinates audio communications (e.g., voice chat or VoIP) between clients **104**; and

- Video module **218** that coordinates video communications (e.g., video chat) between clients **104**.

In some embodiments, the text messaging, audio or voice communications, and/or video communications between clients **104** are performed in a manner that does not require the use of server **102**, such as via peer-to-peer networking.

Mapping Engine **220** may include the following programs, modules and data structures, or a subset or superset thereof:

- Map database **224** that stores mapping data;

- Meeting spot database **226** that stores records **228** for meeting spots (e.g., records **228-1**, **228-2** and **228-x** for meeting spots **1**, **2** and **x**, respectively); and

6

User database **238** that stores records **240** for users (e.g., records **240-1**, **240-2**, **240-7** for Users **1**, **2** and **y**, respectively)

Each of the above identified modules and applications corresponds to a set of instructions for performing one or more functions described above. These modules (i.e., sets of instructions) need not be implemented as separate software programs, procedures or modules, and thus various subsets of these modules may be combined or otherwise re-arranged in various embodiments. In some embodiments, memory **206** may store a subset of the modules and data structures identified above. Furthermore, memory **206** may store additional modules and data structures not described above.

Although FIG. 2 shows server **102** as a number of discrete items, FIG. 2 is intended more as a functional description of the various features which may be present in server **102** rather than as a structural schematic of the embodiments described herein. In practice, and as recognized by those of ordinary skill in the art, items shown separately could be combined and some items could be separated. For example, some items shown separately in FIG. 2 could be implemented on single servers and single items could be implemented by one or more servers. The actual number of servers in server **102** and how features are allocated among them will vary from one implementation to another, and may depend in part on the amount of data traffic that the system must handle during peak usage periods as well as during average usage periods.

FIGS. 3A and 3B are block diagrams illustrating two exemplary clients **104**. As noted above, client **104** typically includes audio/video inputs **108** (e.g., a microphone and a video camera), audio output **110** (e.g., speakers or headphones), and video output **112** (e.g., a display). Video output **112** displays graphical user interface (GUI) **114**. Client **104** typically includes one or more processing units (CPUs) **302**, one or more network or other communications interfaces **304**, memory **306**, and one or more communication buses **308** for interconnecting these components. Memory **306** may include high-speed random access memory and may also include non-volatile memory, such as one or more magnetic or optical storage disks. Memory **306** may store the following programs, modules and data structures, or a subset or superset thereof:

- Operating System **310** that includes procedures for handling various basic system services and for performing hardware dependent tasks;

- Network Communication Module (or instructions) **312** that is used for connecting client **104** to other computers (e.g., server **102** and other clients **104**) via the one or more communications Network Interfaces **304** (wired or wireless) and one or more communication networks **106** (FIG. 1), such as the Internet, other wide area networks, local area networks, metropolitan area networks, and so on;

- Presentation Module **320**, for formatting the maps, meeting spots, and other data (e.g., user icons and text chat) for display in GUI **114**;

- Global Positioning System (GPS) Module (or instructions) **322** for determining the location of client **104**; and

- Client Assistant **324**, which handles data formatting and/or management tasks, at least some of which could also be handled by Mapping Engine **220**.

Network Communication Module **312** may include the following programs, modules and data structures, or a subset or superset thereof:

- Text messaging module **314** that supports text messaging (e.g., instant messaging) between clients **104**;

7

Audio module **316** that supports audio communications (e.g., voice chat or VoIP) between clients **104**; and Video module **318** that supports video communications (e.g., video chat) between clients **104**.

As illustrated schematically in FIG. 3B, client **104** can incorporate modules, applications, and instructions for performing a variety of mapping related processing tasks (e.g., map generator **326**), at least some of which could be handled by Mapping Engine **220** in server **102** instead. Alternatively, in some embodiments, client **104** can contain less functionality than shown in FIG. 3A. For example, in some embodiments, client **104** need not have a GPS Module **322**.

FIG. 4 is a block diagram illustrating an exemplary meeting spot database **226** and an exemplary meeting spot record **228** in accordance with one embodiment of the invention. Meeting Spot Database **226** stores meeting spot records **228**, for example meeting spot **1** (**228-1**) through meeting spot **x** (**228-x**), where **x** may represent the number of meeting spots.

A meeting spot record (e.g., meeting spot **x** **228-x**) may include the following data, or a subset or superset thereof:

Meeting spot ID **402** that uniquely identifies a particular meeting spot (e.g., an **n**-bit binary number);

Geocode **404** that corresponds to the location of the meeting spot;

Category(s) **406** that classify the meeting spot (e.g., dining, exercising, partying, playing, shopping, or watching);

Street address **408** for the meeting spot;

Phone number **410** for the meeting spot;

URL **412** for a web page or site associated with the meeting spot;

Reviews **414** of the meeting spot by users and/or professional reviewers, or the URL or a link to a web page or site that hosts such reviews);

Pictures/videos **416** of the meeting spot, or the URL or a link to a web page or site that hosts such reviews;

Users IDs of users that have selected the meeting spot **418**;

Meeting spot IDs of other meeting spots that are related to the meeting spot associated with meeting spot ID **402** (e.g., other nearby meeting spots); and

Events **422** that includes dates and times for events occurring at the meeting spot.

In some embodiments, events **422** permit a temporal component to be added to meeting spots. In some embodiments, a user can tag, enter, or otherwise select particular past, present, or future events at meeting spots. Thus, a meeting-spot-based user interest profile **508** can also include particular events at meeting spots that the user has selected. User-selected events can change the similarity scores between the computer user and other computer users and, correspondingly, the display of information concerning the other computer users. For example, information about other users **932** that have selected some of the same events as the user may be displayed more prominently (e.g., at higher display positions in a list **960**).

FIG. 5 is a block diagram illustrating an exemplary user database **238** and an exemplary record **240-y** for a particular user in accordance with one embodiment of the invention. User Database **238** stores user records **240**, for example User **1** (**240-1**) through User **y** (**240-y**), where **y** may represent the number of users.

A user record **240** (e.g., record **240-y** for User **y**) may include the following data, or a subset or superset thereof:

User ID **502** that uniquely identifies a particular user (e.g., an **n**-bit binary number);

Entered meeting spots **504**, e.g., meeting spot IDs that correspond to meeting spots that the user has chosen to enter;

8

Tagged meeting spots **506**, e.g., meeting spot IDs that correspond to meeting spots that the user has chosen to tag (e.g., to tag as a favorite meeting spot);

Interest profile **508** for the user that is based at least in part on the meeting spots selected by the user (e.g., by entering and/or tagging);

Contact information **510** for the user (e.g., online communications address(es), and/or phone number(s) for the user); alternately, this field **510** of the user record may contain a link to the user's contact information; and

Contact list **512** for the user that contains the contact information of other users known to the user; alternately, this field **512** of the user record may contain a link to the user's contact list.

As used herein, "entered meeting spots" are meeting spots in a GUI that a user has presently selected. For example, the user may be exploring meeting spots that the user has not visited before (e.g., to see which other users have also currently selected the corresponding meeting spot in their GUI).

As used herein, "tagged meeting spots" are meeting spots in a GUI that the user has tagged or otherwise labeled, independent of whether the user has currently selected (entered) the tagged meeting spot. By analogy to web browsing, a user may have currently selected several web pages for viewing (e.g., via tabbed browsing or multiple windows) and some of those web pages may have been bookmarked by the user. In this analogy, entered meeting spots are analogous to currently selected web pages and tagged meeting spots are analogous to bookmarked web pages. Both entered meeting spots and tagged meeting spots can be used to determine a user's interest profile. In some embodiments, a user's interest profile is updated in real time as the user enters and leaves meeting spots and/or as the user tags and untags meeting spots.

FIG. 6 is a flowchart representing a method of using maps of meeting spots to facilitate or initiate online communications in accordance with one embodiment of the present invention. FIG. 6 shows processes performed by server **102** and client **104**. It will be appreciated by those of ordinary skill in the art that one or more of the acts described may be performed by hardware, software, or a combination thereof, as may be embodied in one or more computing systems. In some embodiments, portions of the processes performed by server **102** can be performed by client **104** using components analogous to those shown for server **102** in FIG. 2.

Server **102** sends (**602**) a map to client **104** along with a plurality of icons for meeting spots that are to be overlaid on the map when displayed at the client. In some embodiments, the map and icons are sent using a single data structure, while in other embodiments the map and the icons are sent using distinct data structures—in which case the map and icon images are merged during the display process. In some embodiments, the map and the plurality of meeting spot icons are generated by mapping engine **220** using data in mapping database **224** and meeting spot database **226**.

Client **104** receives (**604**) the map and the plurality of icons for meeting spots.

Client **104** displays (**606**) the map and the plurality of icons for meeting spots overlaid on the map in a GUI. In some embodiments, presentation module **320** (FIG. 3A) formats the received map and meeting spot icon data for display.

FIG. 7 is a schematic screen shot of an exemplary graphical user interface of a map with user-selectable meeting spots in accordance with one embodiment of the present invention. In some embodiments, GUI **700** includes map **702**, meeting spots **710-722**, icons **708** (i.e., visual elements in the GUI) with information about other users **708**. In some embodiments, GUI **700** includes an icon **706** with user information

(e.g., the user's screen name for online communications, and optionally an icon **704** representing the user). The information about other users contained in icons **708** may include, without limitation, the screen names for the other users and icons (e.g., thumbnails images or other icons analogous to the user's icon **704**) that represent the other users in online communications.

In some embodiments, selection of a meeting spot icon (e.g., icon **710**) by a user at client device **104** initiates the display of information about other users (e.g., other user icons **708** in FIG. 7) that have also selected the same meeting spot icon, thereby facilitating online communications with one or more of the other users. In some embodiments, selection of a meeting spot icon is done by the user clicking cursor **728** on the icon. In some embodiments, selection of a meeting spot icon is done by the user hovering the cursor **728** over the icon, which results in the display of more information **724** about the meeting spot and a link (e.g., ENTER link **726**) that the user can activate to select the corresponding meeting spot.

In some embodiments, the meeting spot icon is selected by the user clicking on a predefined region that includes the meeting spot (e.g., clicking down and then up on a button while cursor **728** is over the meeting spot icon, or just clicking down on the button, or just clicking up on the button), placing (or hovering) cursor **728** over or near the meeting spot icon for a predetermined period of time (e.g., a mouse-hover), or other activity indicating that the user expects to activate a feature associated with the meeting spot icon. One of ordinary skill in the art would recognize various ways to identify a user-initiated activity as described above such as by recognizing a click-down event and/or click-up event, or monitoring the movement of the cursor over a period of time. This could be done, for example, by the client assistant **324** or operating system **310**.

In some embodiments, selection of a meeting spot icon (e.g., icon **710**) by a user at client device **104** initiates online communications (e.g., a text, audio, or video chat) with one or more other users that have also selected "the same meeting spot icon" (e.g., by selecting a corresponding meeting spot icon in a GUI on their respective client devices **104**).

FIGS. **8A** and **8B** are flowcharts representing methods, performed by server **102** and client **104**, of using meeting spots selected by a computer user to facilitate online communications with other computer users in accordance with embodiments of the present invention. It will be appreciated by those of ordinary skill in the art that one or more of the acts described may be performed by hardware, software, or a combination thereof, as may be embodied in one or more computing systems. In some embodiments, portions of the processes described here as being performed by server **102** can be performed instead by client **104**. FIGS. **8A** and **8B** are further described below.

FIG. **9** is a schematic screen shot of an exemplary graphical user interface **900** of a map with user-selectable meeting spots in accordance with one embodiment of the present invention. In some embodiments, GUI **900** includes the following elements, or a subset or superset thereof:

Search input box **902** for entering location information or other search query keywords;

Search initiation icon **904**;

Meeting spots classifier icon **906** that, when clicked, allows a user to remove a selected category filter **908** so that more meeting spot icons are displayed;

Meeting spots categories filter **908** that lets a user choose the types of meeting spots displayed;

"Enter all" link **910** that lets a user select all of the meeting spots on the map **918**;

"Leave all" link **912** that lets a user deselect all of the meeting spots in the map **918**;

User profile link **914** that lets a user see and edit his or her profile **508**;

User filter **916** that lets a user filter other users with whom interaction is desired (e.g., interact only with other users in the user's contact list **512**; interact with anybody, including strangers; or interact with other users whose profiles satisfy one or more criteria (e.g., age range, gender, sexual orientation, ethnicity, religion, languages spoken, body type, height, eye color, hair color, marital status, education level, employment situation, profession, income level, attitude towards smoking and/or drinking, recent online activity, available communication media, and/or preferred way of using communication media (e.g., "always start with a 10-minute conversation over instant messenger," or "willing to go straight to video chat"));

Map **918**, which shows a drawing, diagram, and/or picture (e.g., a satellite photograph) of a geographic area;

Street view icon **920** for choosing a street view in map **918**;

Satellite view icon **922** for choosing a satellite view in map **918**;

Hybrid view icon **924** for choosing a hybrid view of both street names and satellite images in map **918**;

User icon **926** that displays information about the user (e.g., a thumbnail image or other icon that represents the user in online communications);

Pan controls **928** that move the area shown on map **918**;

Zoom control **930** that changes the scale/magnification of map **918**;

Icons **932** that display information (e.g., screen names and/or thumbnail images) about other users that have also selected two or more of the meeting spots selected by the computer user. (In some embodiments, the icons for other users are displayed in a list **960**. In some embodiments, icons **932** display information about other users that have also selected one or more of the meeting spots selected by the computer user.);

Meeting spot icons **934-948**, which may have different types of status indicators, such as: clear icons (**936**, **942**, **944**, and **948**) for meeting spots that the user has not entered or selected; dark icons (**934**, **938**, **946**) for meeting spots that the user has entered or selected; and starred icons (**940**, **946**) for meeting spots that the user has tagged as favorites. (Alternatively, different colors can be used to represent different status, such as green icons for entered meeting spots and red icons for not entered meetings spots.);

Box **950** that displays additional information about a meeting spot (e.g., when cursor **962** hovers over or clicks on a meeting spot icon (e.g., **948**)) and/or permits additional user actions with respect to the meeting spot, such as entering or selecting the meeting spot by selecting link **952**;

Location icon **956** that marks the location specified by the user in search box **902**; and

List of user's meeting spots **954** that can be a list of meeting spots that the user has currently entered, a list of meeting spots tagged by the user, a list of meeting spots that the user has currently or recently visited in the physical world (e.g., as determined by GPS tracking of the user's cell phone or other client **104**).

As noted above, in some embodiments, the graphical user interface **900** may contain a subset of the features or items

11

shown in FIG. 9. Furthermore, in some embodiments, the graphical user interface 900 may include other features or items not shown in FIG. 9.

Referring to FIGS. 8A and 8B, client 104 sends (802) location information to server 102. In some embodiments, the location information is specified by a user inputting the location information into client 104 (e.g., by the user inputting the location information into search box 902 and activating search initiation icon 904). The location information may concern the current location of the user, a potential future location of the user, or any other location chosen by the user. In some embodiments, the location information is all or part of a mailing address. In some embodiments, the location information is a zip code. In some embodiments, the location information is the position of client 104, e.g., as determined by the client 104 using GPS module 322. In yet other embodiments, the client 104 sends an IP address of the client to the server 104, which associates location information with the client's IP address. In many cases, the IP address of the client is sufficient to identify the city or zip code of the client 104, and in some cases the IP address of the client may be sufficient to identify a specific building or set of buildings (e.g., a corporate or school campus). In some embodiments, for safety and privacy, no information about the location of client 104 is sent to the server 102 without the knowledge and/or permission of the user. In such embodiments, the user can prevent the server 102 (and other users) from knowing the user's physical location.

Server 102 receives (804) the location information sent by client 104.

Server 102 identifies (806) meeting spots that satisfy one or more parameters. In some embodiments, the one or more parameters include a physical distance, or an estimated driving time relative to the location specified by the location information. In some embodiments, the one or more parameters include a type of meeting spot, such as a dining location, an exercising location, a partying location, a playing location, a shopping location, or a watching location. In some embodiments, the one or more parameters include a type of meeting spot and either a physical distance or an estimated driving time relative to the location specified by the location information. In some embodiments, the one or more parameters are keywords in a search query. In some embodiments, at least some of the parameters are selected by the user at client 104. For example, the user may select the type of meeting spot using graphical filter 908.

Server 102 sends (808) and client 104 receives (810) data representing the identified meeting spots. In some embodiments, the identified meeting spots are displayed in a map in a GUI (e.g., meeting spots 934-948 in map 918 in GUI 900). In some embodiments, the icons 934-948 representing meeting spots are within a predetermined distance or estimated driving time from a location on the map specified by the computer user. In some embodiments, the map is a street map, a satellite photograph, or a hybrid map showing street names superimposed on a satellite photograph.

Client 104 receives (812) user selections for a plurality of meeting spots. In some embodiments, the user selects the plurality of meeting spots using a map-based GUI (e.g., 900). In some embodiments, selection of a meeting spot icon is accomplished by the user clicking cursor 960 on the icon. In some embodiments, selection of a meeting spot icon is accomplished by the user hovering cursor 960 over the icon, which results in the display of more information 950 about the meeting spot and a link (e.g., ENTER link 952) that the user can activate to select the corresponding meeting spot.

12

Client 104 sends (814) and server 102 receives (816) user-chosen meeting spot data that correspond to the plurality of meeting spots selected by the user.

In some embodiments, server 102 creates (818) a meeting-spot-based user interest profile for the user based at least in part on the plurality of meeting spots selected by the user. In some embodiments, the meeting-spot-based user interest profile for the user is created in real-time, i.e., the profile is generated and updated as the user selects meeting spots. In some embodiments, the meeting-spot-based user interest profile for the user is stored, e.g., in interest profile 508 in user record 246. In some embodiments, interest profile 508 is a list of meeting spots selected by the user. In some embodiment, interest profile 508 is a list of meeting spots selected by the user and one or more attributes concerning the user (e.g., age, gender, sexual orientation, ethnicity, religion, languages spoken, body type, height, eye color, hair color, marital status, education level, employment situation, profession, income level, attitude towards smoking and/or drinking, recent online activity, available communication media, and/or preferred way of using communication media (e.g., "always start with a 10-minute conversation over instant messenger," or "willing to go straight to video chat").

In some embodiments, server 102 determines (820) similarity scores between the user and other users that have also selected two or more of the meeting spots selected by the user, wherein the similarity scores are based at least in part on the overlap in meeting-spot-based user interest profiles for the user and for the other users. In some embodiments, server 102 determines similarity scores between the user and other users that have also selected one or more of the meeting spots selected by the user. In some embodiments, the similarity score is the number of overlapping meeting spots that both users have presently entered. In some embodiments, the similarity score is the number of overlapping meeting spots that both users have presently entered divided by the total number of meeting spots that both users have presently entered. In some embodiments, the similarity score is the number of overlapping meeting spots that both users have tagged. In some embodiments, the similarity score is the number of overlapping meeting spots that both users have tagged divided by the total number of meeting spots that both users have tagged. In some embodiments, the similarity score is a combination of one of the preceding scores with a score based on the overlap in attributes of the user and the other user (e.g., age, gender, sexual orientation, ethnicity, religion, languages spoken, body type, height, eye color, hair color, marital status, education level, employment situation, profession, income level, attitude towards smoking and/or drinking, recent online activity, available communication media, and/or preferred way of using communication media (e.g., "always start with a 10-minute conversation over instant messenger," or "willing to go straight to video chat").

Server 102 sends (822) and client 102 receives (824) and displays (826) information (e.g., icons 932) concerning at least some of the other users for display. In some embodiments, the display of the information 932 concerning the other users depends at least in part on the similarity scores between the user and the other users. In some embodiments, users with higher similarity scores are displayed higher (i.e., at higher display positions) than users with lower similarity scores in a list 960 of other users. In some embodiments, the similarity scores of the other users and the order in which the other users 932 are displayed in list 960 changes in real time as the user changes the meeting spots that he or she has selected (e.g., by entering or leaving meetings spots). In some embodiments, GUI icons associated with users with higher

13

similarity scores are displayed more prominently than GUI icons associated with users with lower similarity scores. In some embodiments, GUI icons differentiate users based at least in part on the users' similarity scores.

In some embodiments, the information about other users is filtered (e.g., via user filter **916**) so that only information about other users with whom interaction is desired is displayed (e.g., interact only with other users in the user's contact list **512**; interact with anybody, including strangers; or interact with other users whose profiles satisfy one or more criteria (e.g., age range, gender, sexual orientation, ethnicity, religion, languages spoken, body type, height, eye color, hair color, marital status, education level, employment situation, profession, income level, attitude towards smoking and/or drinking, recent online activity, available communication media, and/or preferred way of using communication media (e.g., "always start with a 10-minute conversation over instant messenger," or "willing to go straight to video chat")). In such embodiments, the "in bound" information about other users is filtered.

Conversely, in some embodiments, a user can filter the "out bound" information concerning the user (e.g., via a filter analogous to user filter **916**), thereby enabling the user to control: (1) which other users are permitted to view the user's information (e.g., show the user's information only to other users in the user's contact list **512**; show the user's information to anybody, including strangers; or show the user's information to other users whose profiles satisfy one or more criteria) and (2) what information about the user is communicated (e.g., the user's screen name or other contact information **510**, a thumbnail image, and/or one or more user attributes in user profile **508**).

In some embodiments, a user can filter or control both the "out bound" information concerning the user and the "in bound" information concerning other users.

In some embodiments, client **104** receives (**828**) a request from the user to initiate an online discussion or communication with one of the other users. In some embodiments, selecting an icon **932** representing another computer user initiates an online communication with the computer user represented by the selected icon **932**. In some embodiments, the online communication includes instant messaging, voice communications (e.g., using VoIP), and/or video chat. In some embodiments, the user may request to initiate online communications with two or more of the other users, in effect requesting the formation of a multi-user chat room or multi-user communication.

FIG. **10** is a flowchart representing a method of identifying meeting spots and communicating with meeting spots in accordance with one embodiment of the present invention. FIG. **10** shows processes performed by server **102** and client **104**. It will be appreciated by those of ordinary skill in the art that one or more of the acts described may be performed by hardware, software, or a combination thereof, as may be embodied in one or more computing systems. In some embodiments, portions of the processes described here as being performed by server **102** can be performed instead by client **104**. FIG. **11** is a schematic screen shot of an exemplary graphical user interface of a map with user-selectable meeting spots in accordance with one embodiment of the present invention.

Server **102** sends (**1008**) to a plurality of client devices associated with computer users in an online discussion information corresponding to: a map **1102**, an icon for a meeting spot to be overlaid on the map **1104**, a plurality of icons representing at least some of the computer users in the online discussion (e.g., **1106**, **1108-1**, **1108-2**, and **1108-3**), and an

14

icon **1110** to initiate online communications between a respective client device and a computer associated with the meeting spot. In some embodiments, the icon for the meeting spot **1104** is also the icon to initiate online communications **1110**. The information corresponding to map **1102** and the various icons may be sent using a single data structure or multiple data structures that are merged for display at the client **104**. In some embodiments, the information sent that corresponds to map **1102** and the various icons contains all of the data needed to display the map **1102** and the various icons in GUI **1100** on client **104**. In some embodiments, the information sent that corresponds to map **1102** and/or the various icons include pointers to data stored in client **104**. The pointers in combination with the data stored in client **104** can be used to display the map **1102** and the various icons in GUI **1100** on client **104**.

Client **104** receives (**1010**) and displays (**1012**) the map **1102**, the icon for the meeting spot **1104**, the plurality of icons representing computer users (e.g., **1106**, **1108-1**, **1108-2**, and **1108-3**), and the icon **1110** to initiate online communications with the meeting spot. In some embodiments, the map **1102**, the icon for the meeting spot **1104**, the plurality of icons representing computer users (e.g., **1106**, **1108-1**, **1108-2**, and **1108-3**), and the icon **1110** to initiate online communications with the meeting spot are displayed in a single application window (e.g., a browser window). In some embodiments, the plurality of icons representing computer users (e.g., **1106**, **1108-1**, **1108-2**, and **1108-3**) are fully or partially overlaid on the map **1102**.

Client **104** initiates (**1014**) online communications with the computer associated with the meeting spot in response to the computer user selecting a corresponding icon (e.g., by the user clicking on icon **1110** with cursor **1112**).

In some embodiments, client **104** receives (**1016**) a consideration from an entity associated with the meeting spot. In some embodiments, the consideration is a discount coupon, credit coupon, or membership card. In some embodiments, the entity associated with the meeting spot is the computer associated with the meeting spot.

In some embodiments, server **102** receives (**1018**) a request to initiate online communications between the computer associated with the meeting spot and at least one client **104** in the online discussion.

In some embodiments, server **102** initiates (**1020**) online communications between the computer associated with the meeting spot and at least one client **104** in the online discussion.

In some embodiments, server **102** establishes (**1022**) a right to receive a consideration from an entity associated with the meeting spot. In some embodiments, the consideration is a referral fee or a commission. Establishing a right to receive consideration may be accomplished, for example, by posting an entry to an account that will reconciled or otherwise processed at a later time. In some embodiments, the entity associated with the meeting spot is the computer associated with the meeting spot. In some embodiments, the server **102** receives the aforementioned consideration (i.e., participates in a funds transfer, in real time) instead of establishing a right to receive that consideration at **1022**.

The foregoing description, for purpose of explanation, has been described with reference to specific embodiments. However, the illustrative discussions above are not intended to be exhaustive or to limit the invention to the precise forms disclosed. Many modifications and variations are possible in view of the above teachings. The embodiments were chosen and described in order to best explain the principles of the invention and its practical applications, to thereby enable

15

others skilled in the art to best utilize the invention and various embodiments with various modifications as are suited to the particular use contemplated.

What is claimed is:

1. A computer-implemented method, comprising:

at a server computer,

sending to a plurality of client devices associated with computer users in an ongoing online discussion information corresponding to:

a geographic street map,

icons for at least two meeting spots to be overlaid on the geographic street map, wherein the meeting spots have physical locations represented on the geographic street map,

a plurality of icons representing at least some of the computer users in the ongoing online discussion, to be displayed at a same time as the geographic street map, wherein the at least some of the computer users are currently entered into two or more of the same meeting spots represented on the geographic street map, and

an icon to initiate online communications between a respective client device and a first currently selected meeting spot, wherein the online communications is selected from the group consisting of: instant messaging, audio chat, Voice over Internet Protocol (VoIP) telephony, and video chat;

receiving a request to initiate online communications between the first currently selected meeting spot and at least one client device in the ongoing online discussion in response to an activation of the icon to initiate online communications; and

initiating online communications between the first currently selected meeting spot and the at least one client device in the ongoing online discussion while maintaining the ongoing online discussion.

2. The method of claim 1, including performing an operation selected from the group consisting of establishing a right to receive a consideration from an entity associated with the first currently selected meeting spot and receiving a consideration from the entity associated with the first currently selected meeting spot.

3. The method of claim 2, wherein the consideration is selected from the group consisting of a referral fee and a commission.

4. The method of claim 1, wherein the icon for the first currently selected meeting spot is also the icon to initiate online communications.

5. The method of claim 1, wherein the geographic street map, the icons for at least two meeting spots, the plurality of icons representing computer users in the ongoing online discussion, and the icon to initiate online communications are displayed in a single application window at each of the client devices.

6. The method of claim 1, wherein the plurality of icons representing computer users in the ongoing online discussion are overlaid on the geographic street map.

7. The method of claim 6, wherein at least some of the plurality of icons representing computer users in the ongoing online discussion include respective screen names for respective computer users in the online discussion.

8. A computer-implemented method, comprising:

at a client device associated with a computer user, wherein the computer user is engaged in an ongoing online discussion with other computer users,

16

displaying:

a geographic street map,

icons for at least two meeting spots on the geographic map, wherein the meeting spots have physical locations represented on the geographic map,

one or more icons representing at least some of the other computer users engaged in the ongoing online discussion, displayed at a same time as the geographic street map, wherein the at least some of the other computer users are currently entered into two or more meeting spots represented on the geographic map that are also currently entered into by the computer user, and

an icon to initiate online communications with a first currently selected meeting spot, wherein the online communications is selected from the group consisting of: instant messaging, audio chat, Voice over Internet Protocol (VoIP) telephony, and video chat; and

initiating online communications with the first currently selected meeting spot in response to the computer user selecting the icon to initiate online communications while maintaining the ongoing online discussion.

9. The method of claim 8, including receiving a consideration from an entity associated with the first currently selected meeting spot.

10. The method of claim 9, wherein the consideration is a discount coupon.

11. The method of claim 8, wherein the icon for the first currently selected meeting spot is also the icon to initiate online communications.

12. A graphical user interface on a computer with memory and one or more processors to execute one or more programs stored in the memory, the graphical user interface comprising:

icons for at least two meeting spots overlaid on a geographic street map, wherein the meeting spots have physical locations represented on the geographic street map,

a plurality of icons representing computer users engaged in an ongoing online discussion, displayed at a same time as the geographic street map, wherein the computer users engaged in the ongoing online discussion are currently entered into two or more of the same meeting spots represented on the geographic street map, and

an icon to initiate online communications between a first currently selected meeting spot and at least one computer associated with the computer users engaged in the ongoing online discussion, wherein the online communications is selected from the group consisting of: instant messaging, audio chat, Voice over Internet Protocol (VoIP) telephony, and video chat, and,

wherein the online communications with the first currently selected meeting spot are initiated in response to a selection of the icon to initiate online communications while maintaining the ongoing online discussion.

13. The graphical user interface of claim 12, wherein the geographic street map, the icon for the meeting spot, the plurality of icons representing computer users engaged in the ongoing online discussion, and the icon to initiate online communications are displayed in a single application window.

14. The graphical user interface of claim 12, wherein the plurality of icons representing computer users engaged in the ongoing online discussion are overlaid on the geographic street map.

17

15. A system comprising at least one server, wherein the at least one server is configured to:

send to a plurality of client devices associated with computer users engaged in an ongoing online discussion information corresponding to a geographic street map, icons for at least two meeting spots to be overlaid on the geographic street map, wherein the meeting spots have physical locations represented on the geographic street map, a plurality of icons representing at least some of the computer users engaged in the ongoing online discussion, to be displayed at a same time as the geographic street map, "wherein the at least some of the computer users are currently entered into two or more of the same meeting spots represented on the geographic street map, and an icon to initiate online communications between a respective client device and a first currently selected meeting spot, wherein the online communications is selected from the group consisting of: instant messaging, audio chat, Voice over Internet Protocol (VoIP) telephony, and video chat;

receive a request to initiate online communications between the first currently selected meeting spot and at least one client device in the ongoing online discussion in response to an activation of the icon to initiate online communications; and

initiate online communications between the first currently selected meeting spot and the at least one client device in the ongoing online discussion while maintaining the ongoing online discussion.

16. A computer-implemented method, comprising:

at a server computer,

sending to a first client device, information corresponding to:

a geographic map, and

a plurality of icons for meeting spots to be overlaid on the geographic map, wherein the meeting spots have physical locations represented on the geographic map, wherein:

the plurality of icons are configured such that in response to selection of a first meeting spot icon in the plurality of icons by a user at the first client device, user identifiers for other users who have currently selected corresponding first meeting spot icons are displayed at the first client device, and,

the other users who have currently selected corresponding first meeting spot icons are currently entered into two or more meeting spots represented on the geographic street map that are also currently entered into by the user;

receiving a request from the first client device to initiate an online discussion with one or more of the other users who have currently selected corresponding first meeting spot icons;

in response to receiving the request, initiating the online discussion between the first client device and other client devices associated with the one or more of the other users;

sending to the first client device and the other client devices in the ongoing online discussion information corresponding to an icon to initiate online communications between a respective client device and the

18

meeting spot, wherein the online communications is selected from the group consisting of: instant messaging, audio chat, Voice over Internet Protocol (VoIP) telephony, and video chat;

receiving a request to initiate online communications between the meeting spot and at least one client device in the ongoing online discussion in response to an activation of the icon to initiate online communications; and

initiating online communications between the meeting spot and the at least one client device in the ongoing online discussion.

17. The method of claim 16, wherein the geographic map is a geographic street map.

18. The method of claim 16, including performing an operation selected from the group consisting of establishing a right to receive a consideration from an entity associated with the meeting spot and receiving a consideration from the entity associated with the meeting spot.

19. A system comprising at least one server, wherein the at least one server is configured to:

send to a first client device, information corresponding to:

a geographic map, and

a plurality of icons for meeting spots to be overlaid on the geographic map, wherein the meeting spots have physical locations represented on the geographic map, wherein:

the plurality of icons are configured such that in response to selection of a first meeting spot icon in the plurality of icons by a user at the first client device, user identifiers for other users who have currently selected corresponding first meeting spot icons are displayed at the first client device, and,

the other users who have currently selected corresponding first meeting spot icons are currently entered into two or more meeting spots represented on the geographic street map that are also currently entered into by the user;

receive a request from the first client device to initiate an online discussion with one or more of the other users who have currently selected corresponding first meeting spot icons;

in response to receiving the request, initiate the online discussion between the first client device and other client devices associated with the one or more of the other users;

send to the first client device and the other client devices in the ongoing online discussion information corresponding to an icon to initiate online communications between a respective client device and the meeting spot, wherein the online communications is selected from the group consisting of: instant messaging, audio chat, Voice over Internet Protocol (VoIP) telephony, and video chat;

receive a request to initiate online communications between the meeting spot and at least one client device in the ongoing online discussion in response to an activation of the icon to initiate online communications; and

initiate online communications between the meeting spot and the at least one client device in the ongoing online discussion.

\* \* \* \* \*