



(12) **United States Patent**  
**Li et al.**

(10) **Patent No.:** **US 9,584,500 B2**  
(45) **Date of Patent:** **Feb. 28, 2017**

(54) **METHODS, SYSTEMS, AND PRODUCTS FOR AUTHENTICATION OF USERS**

(71) Applicant: **AT&T Intellectual Property I, L.P.**,  
Atlanta, GA (US)

(72) Inventors: **Kevin A. Li**, New York, NY (US);  
**Troy C. Meuninck**, Newnan, GA (US);  
**Robert Raymond Miller, II**, Convent  
Station, NJ (US); **James H. Pratt**,  
Round Rock, TX (US); **Horst J.**  
**Schroeter**, New Providence, NJ (US);  
**Behzad Shahraray**, Holmdel, NJ (US)

(73) Assignee: **AT&T INTELLECTUAL  
PROPERTY I, L.P.**, Atlanta, GA (US)

(\*) Notice: Subject to any disclaimer, the term of this  
patent is extended or adjusted under 35  
U.S.C. 154(b) by 59 days.

(21) Appl. No.: **14/737,656**

(22) Filed: **Jun. 12, 2015**

(65) **Prior Publication Data**  
US 2015/0281209 A1 Oct. 1, 2015

**Related U.S. Application Data**

(63) Continuation of application No. 14/266,889, filed on  
May 1, 2014, now Pat. No. 9,083,694, which is a  
continuation of application No. 13/647,435, filed on  
Oct. 9, 2012, now Pat. No. 8,752,151.

(51) **Int. Cl.**  
**H04L 29/06** (2006.01)  
**G06F 21/32** (2013.01)  
**G06F 21/36** (2013.01)

(52) **U.S. Cl.**  
CPC ..... **H04L 63/08** (2013.01); **G06F 21/32**  
(2013.01); **G06F 21/36** (2013.01)

(58) **Field of Classification Search**  
CPC ..... H04L 63/08; G06F 21/32; G06F 21/36  
See application file for complete search history.

(56) **References Cited**

U.S. PATENT DOCUMENTS

6,421,453 B1 7/2002 Kanevsky et al.  
7,729,520 B2 6/2010 Kempf  
7,752,293 B1 \* 7/2010 Bishop, Jr. .... H04L 41/0226  
709/223

8,024,775 B2 9/2011 Xu et al.  
8,117,458 B2 2/2012 Osborn, III et al.  
(Continued)

FOREIGN PATENT DOCUMENTS

FI WO 2012046099 A1 \* 4/2012 ..... G06F 21/36

OTHER PUBLICATIONS

Dunphy et al., "A Closer Look at Recognition-based Graphical  
Passwords on Mobile Devices," Jul. 2010, pp. 1-12.

(Continued)

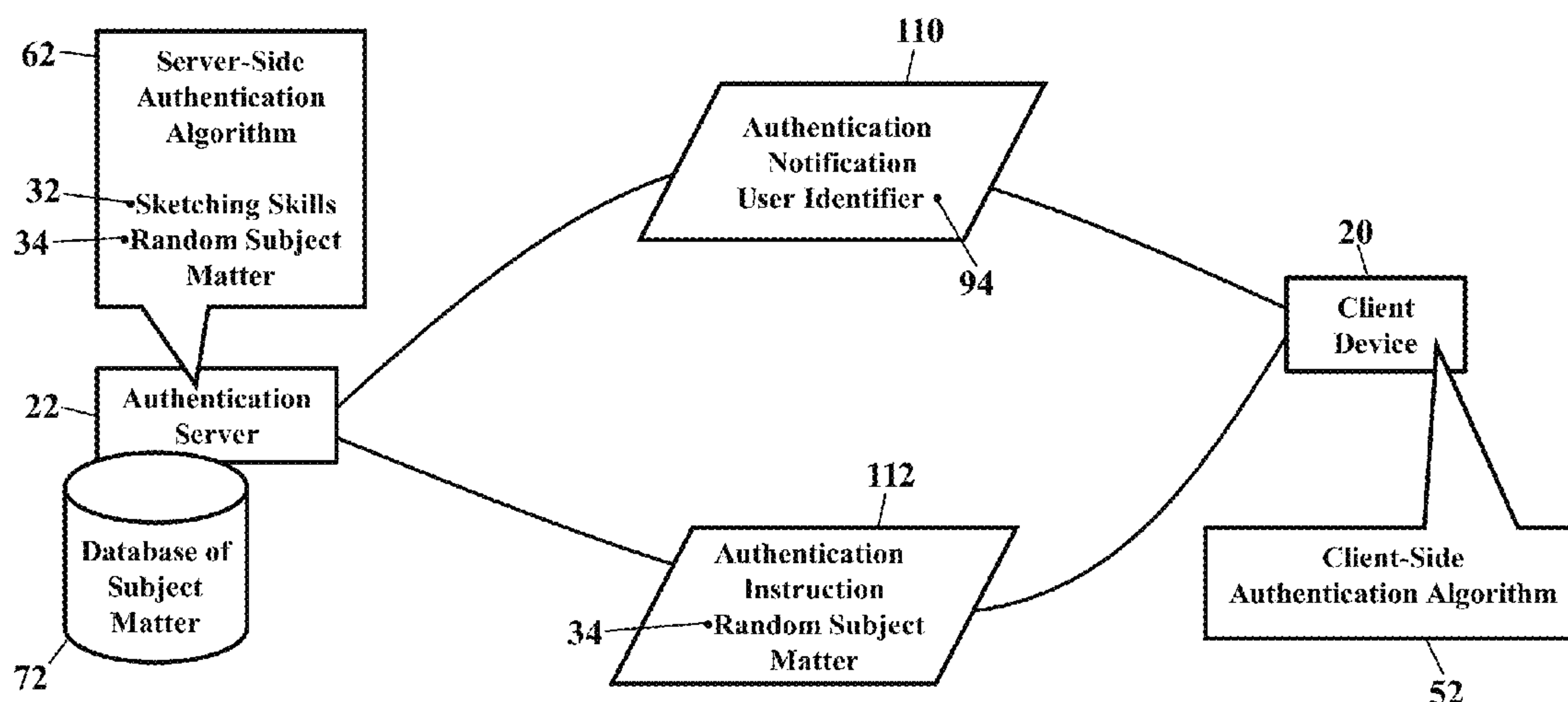
*Primary Examiner* — Matthew Smithers

(74) *Attorney, Agent, or Firm* — Scott P. Zimmerman,  
PLLC

(57) **ABSTRACT**

Methods, systems, and products authenticate users for  
access to devices, applications, and services. Skills of a user  
are learned over time, such that an electronic model of  
random subject matter may be generated. The user is  
prompted to interpret the random subject matter, such as  
with an electronic drawing. The user's interpretation is then  
compared to the electronic model of the random subject  
matter. If the user's interpretation matches the electronic  
model, the user may be authenticated.

**20 Claims, 32 Drawing Sheets**



(56)                      **References Cited**

U.S. PATENT DOCUMENTS

8,145,912	B2	3/2012	McLean	
8,174,503	B2	5/2012	Chin	
8,217,912	B2	7/2012	Rofougaran	
8,650,636	B2	2/2014	Johnson et al.	
8,752,151	B2 *	6/2014	Li	..... G06F 21/32 726/7
8,973,095	B2	3/2015	Smith	
9,083,694	B2 *	7/2015	Li	..... G06F 21/32
2006/0174339	A1	8/2006	Tao	
2008/0113791	A1 *	5/2008	Williams	..... G06F 21/31 463/29
2009/0138725	A1	5/2009	Madhvanath et al.	
2009/0210939	A1 *	8/2009	Xu	..... G06F 21/36 726/19
2010/0328032	A1	12/2010	Rofougaran	
2011/0295893	A1 *	12/2011	Wu	..... G06F 17/30277 707/776
2011/0302649	A1 *	12/2011	Foster	..... G06F 21/36 726/19
2012/0102551	A1	4/2012	Bidare	
2015/0319159	A1 *	11/2015	Abdul Hameed Khan	..... H04L 67/20 726/7

OTHER PUBLICATIONS

Goldberg et al., “Doodling Our Way to Better Authentication,” Apr. 2002, CHI, pp. 868-869.

Oka et al., “Scribble-a-Secret; Similarity-Based Password Authentication Using Sketches,” 2008, IEEE, pp. 1-4.

\* cited by examiner

FIG. 1

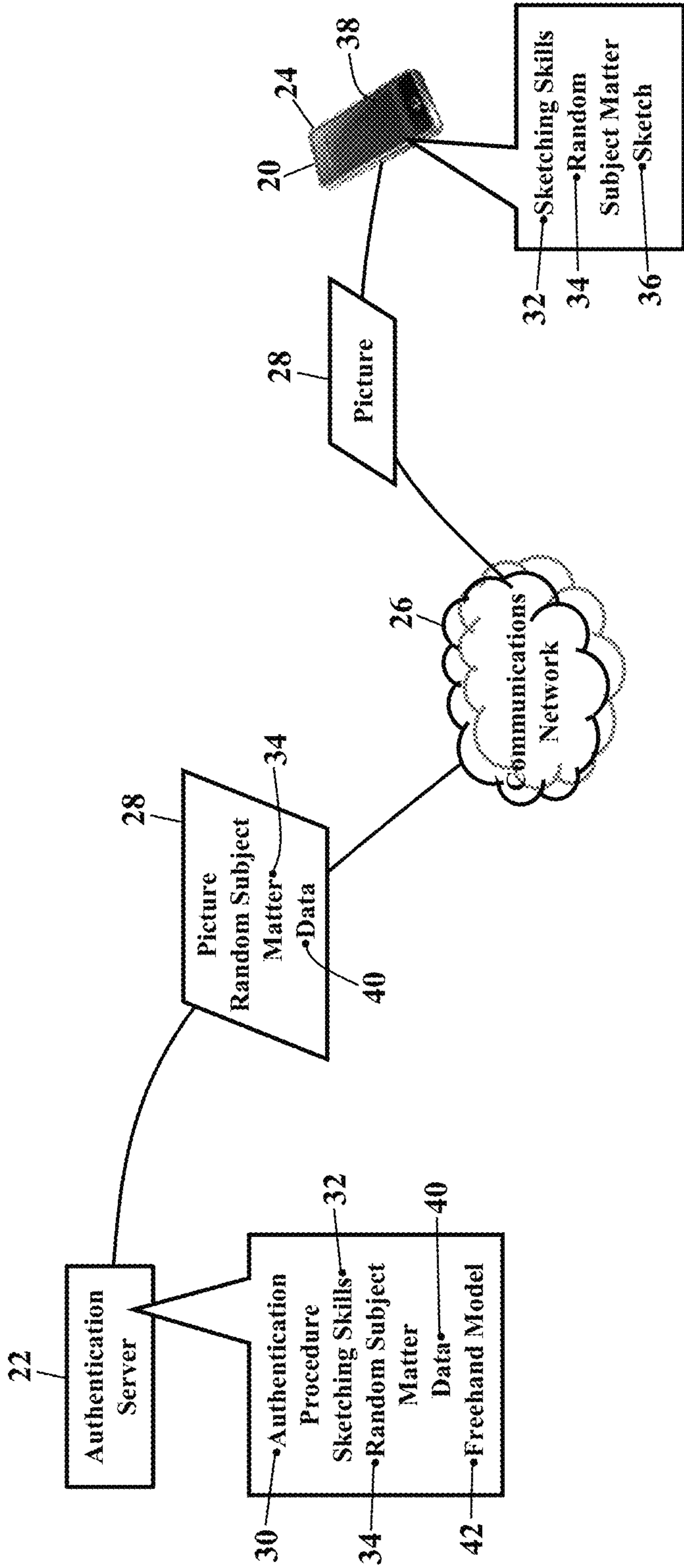


FIG. 2

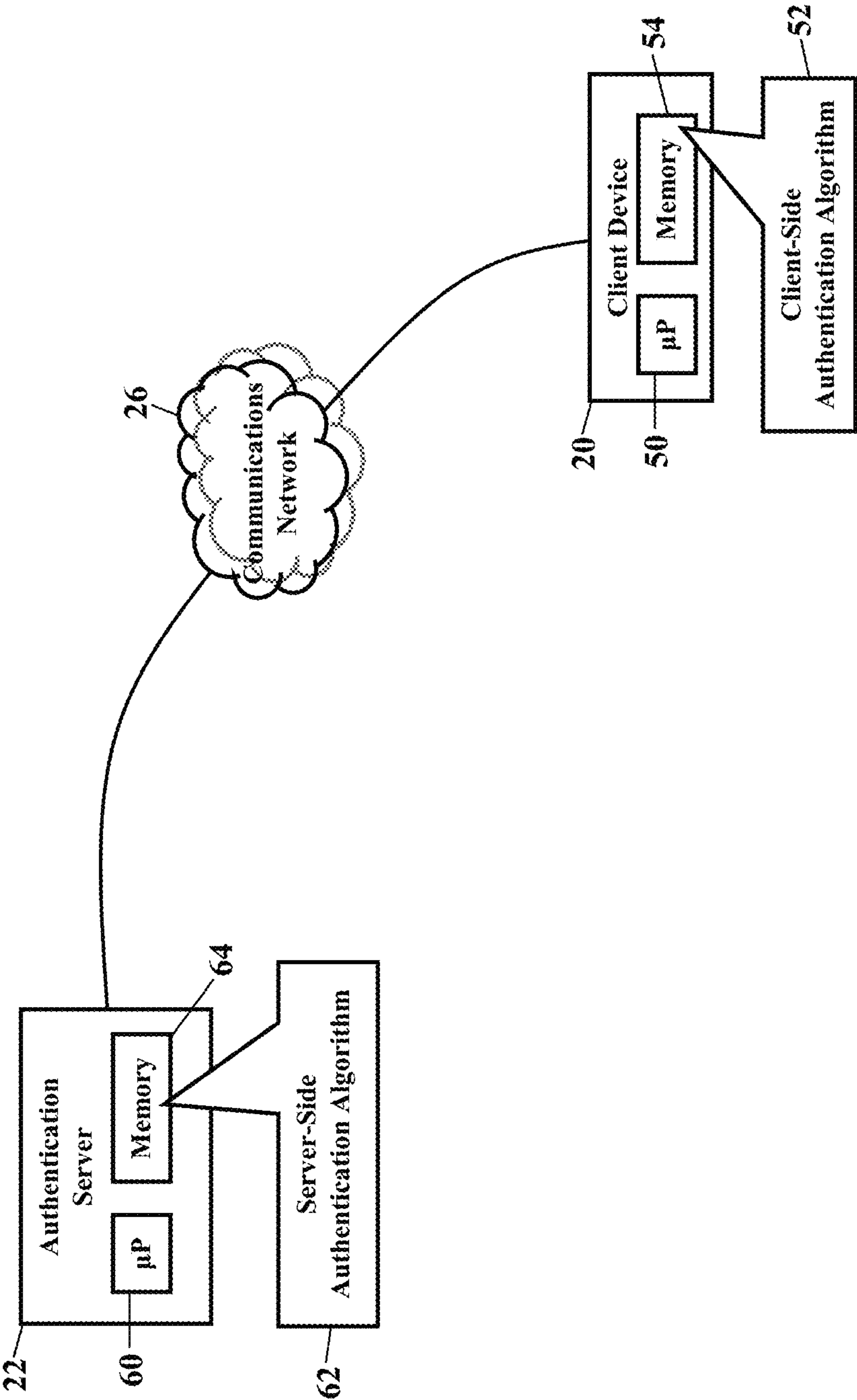


FIG. 3

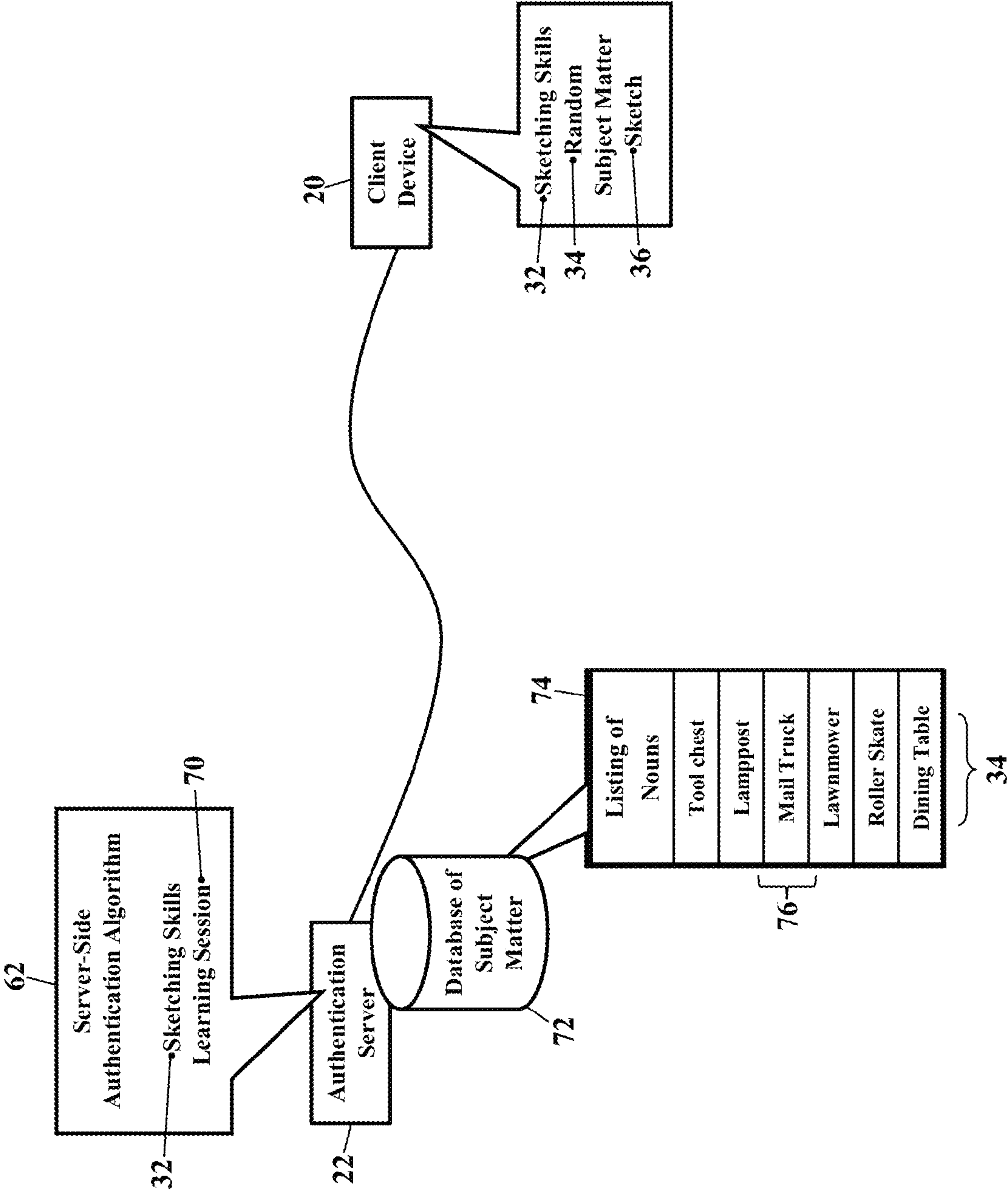




FIG. 4

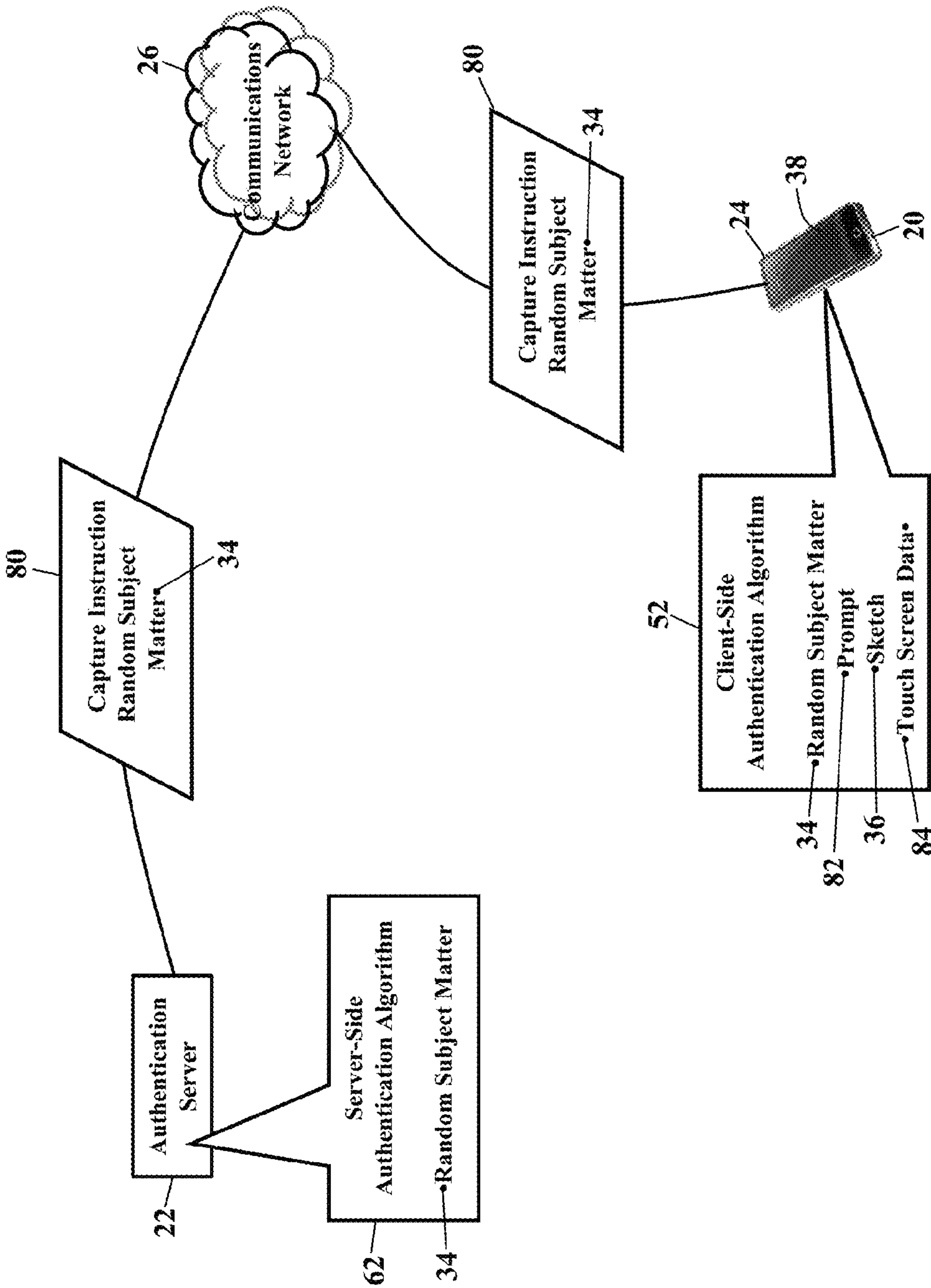


FIG. 5

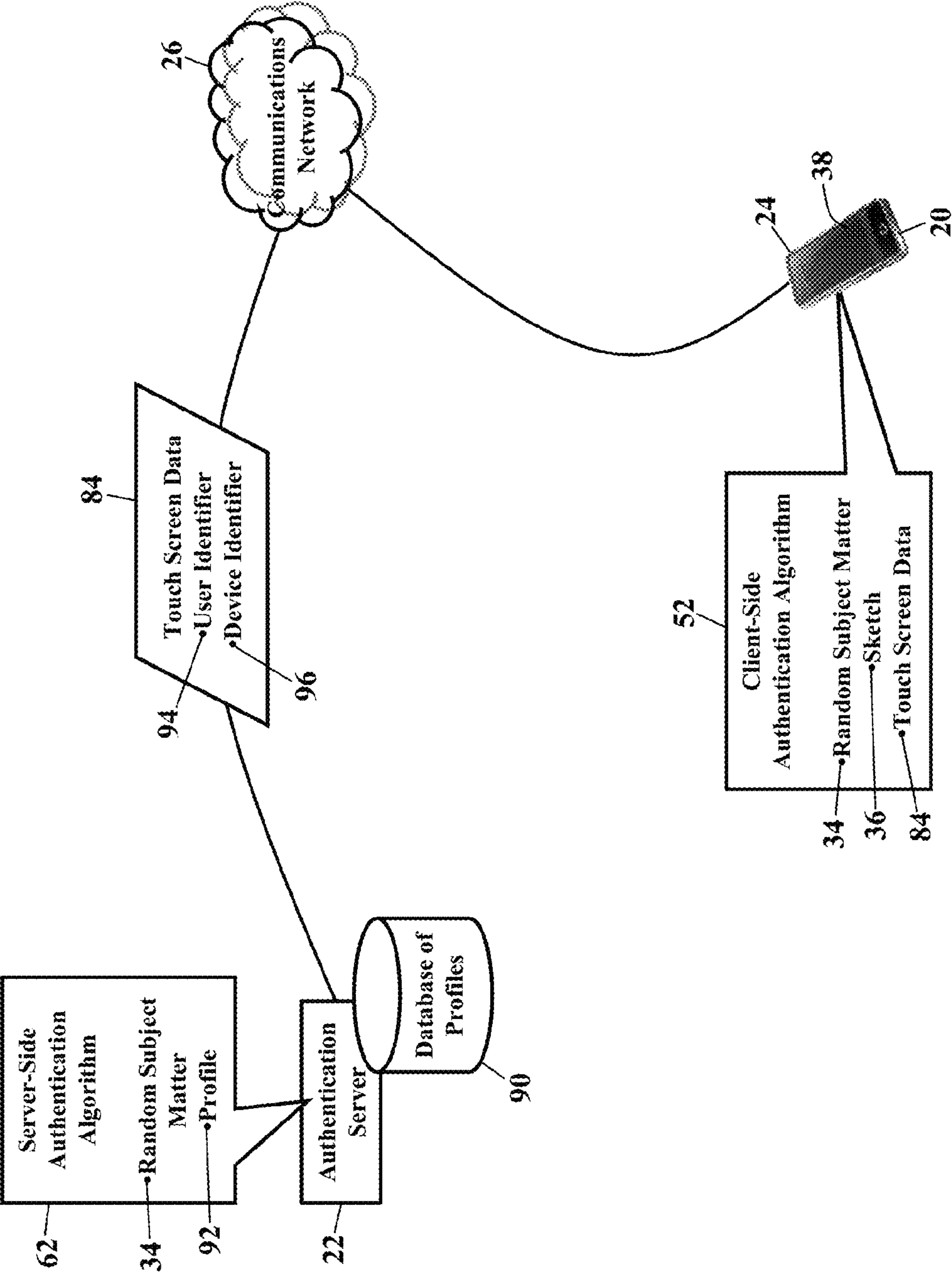


FIG. 6

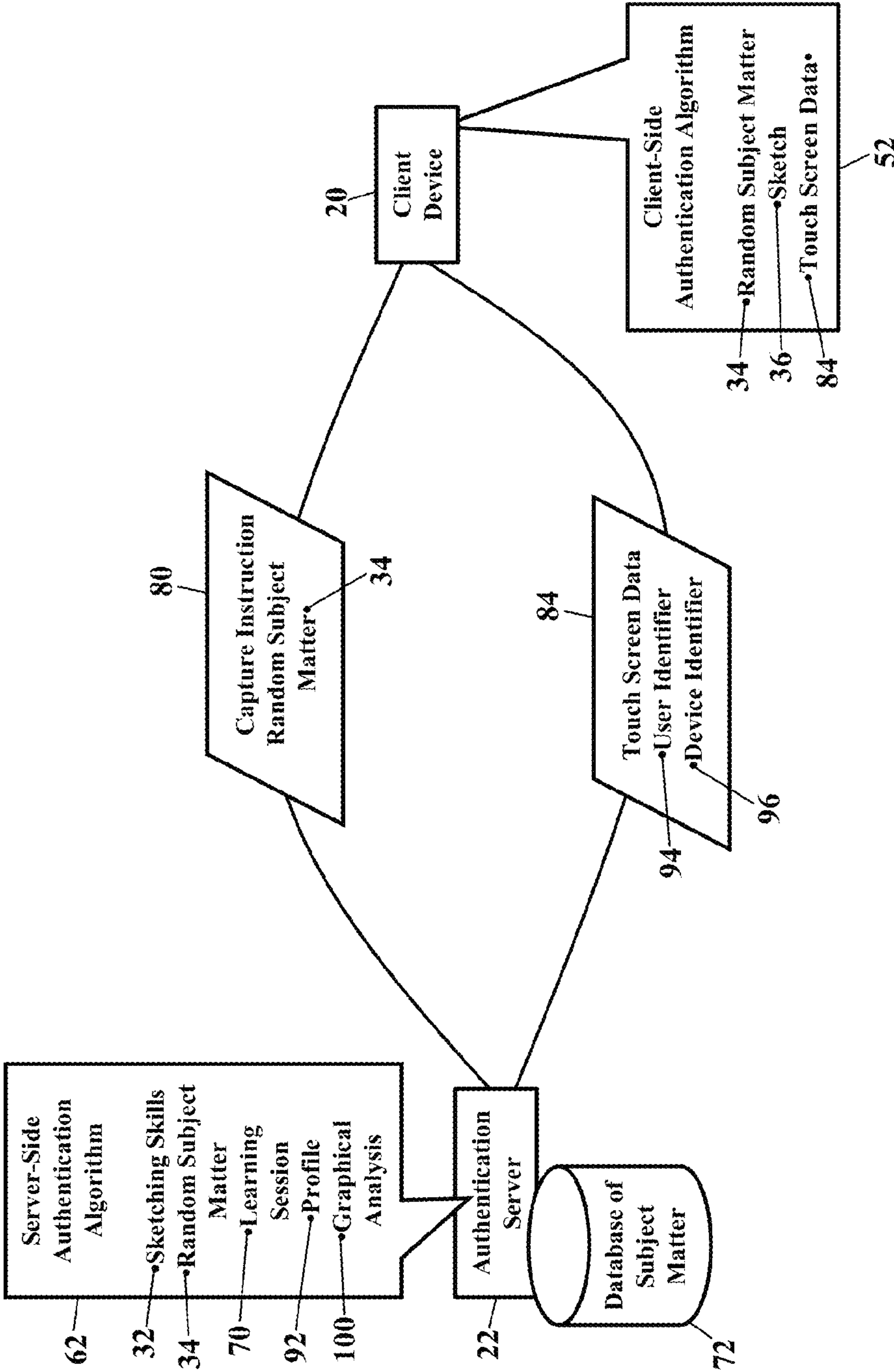




FIG. 7

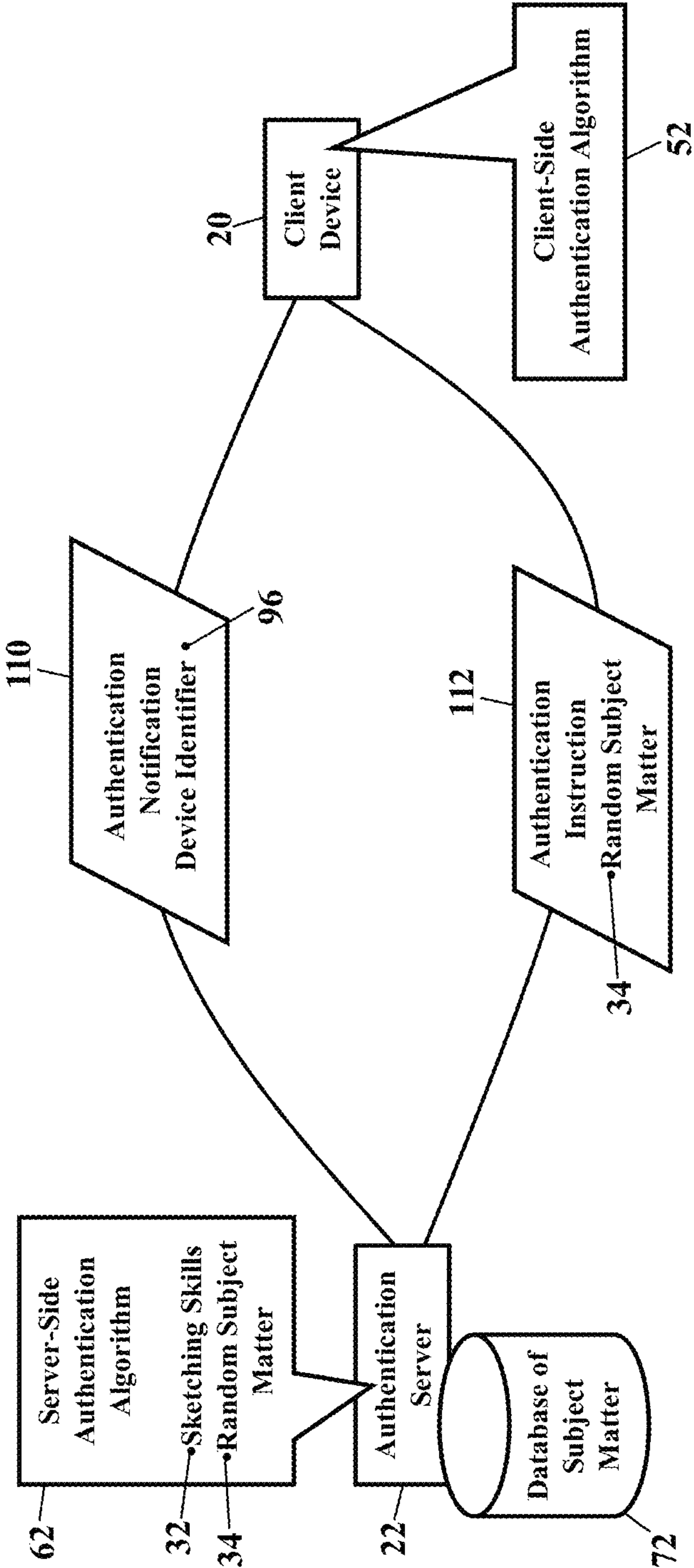


FIG. 8

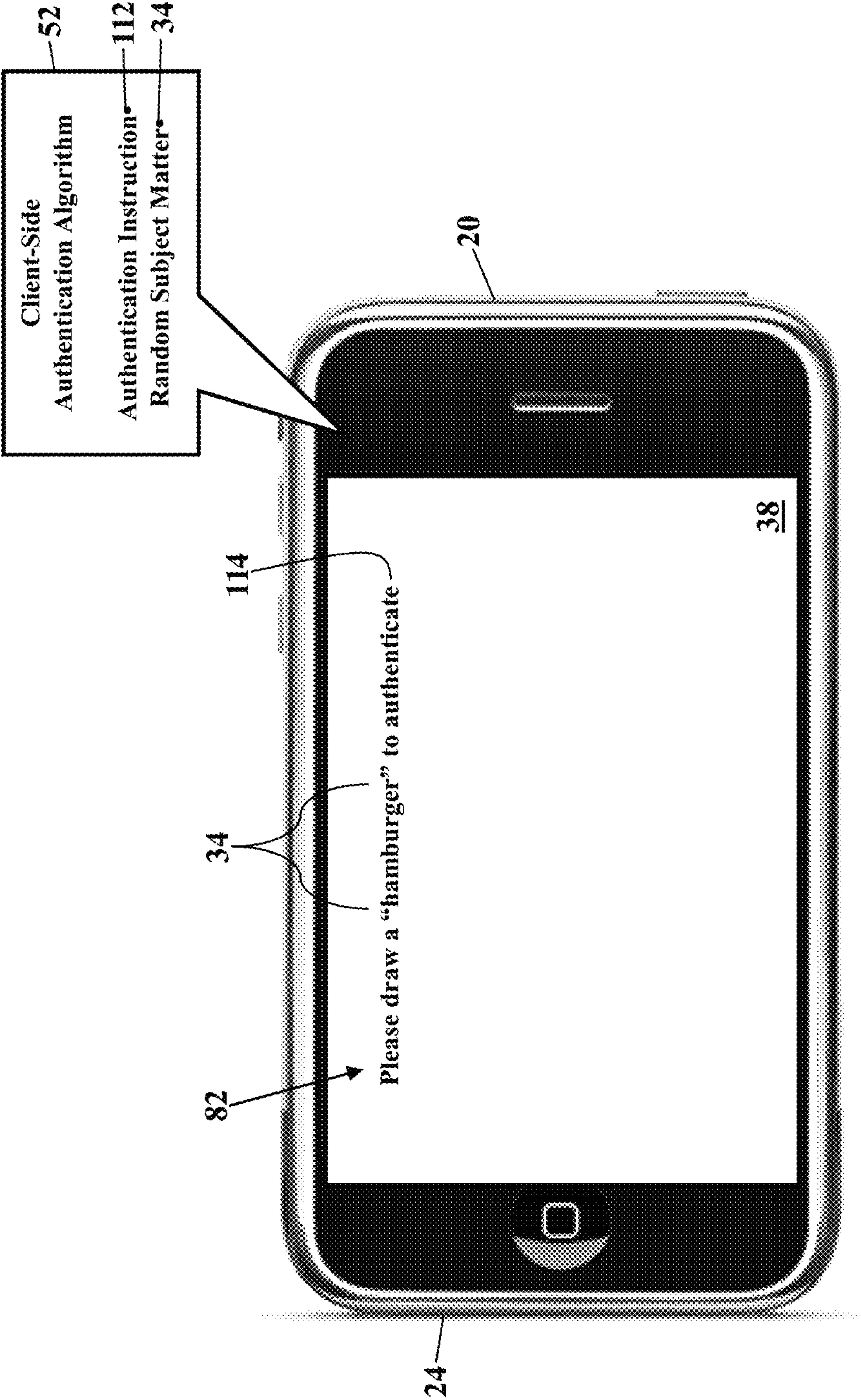


FIG. 9

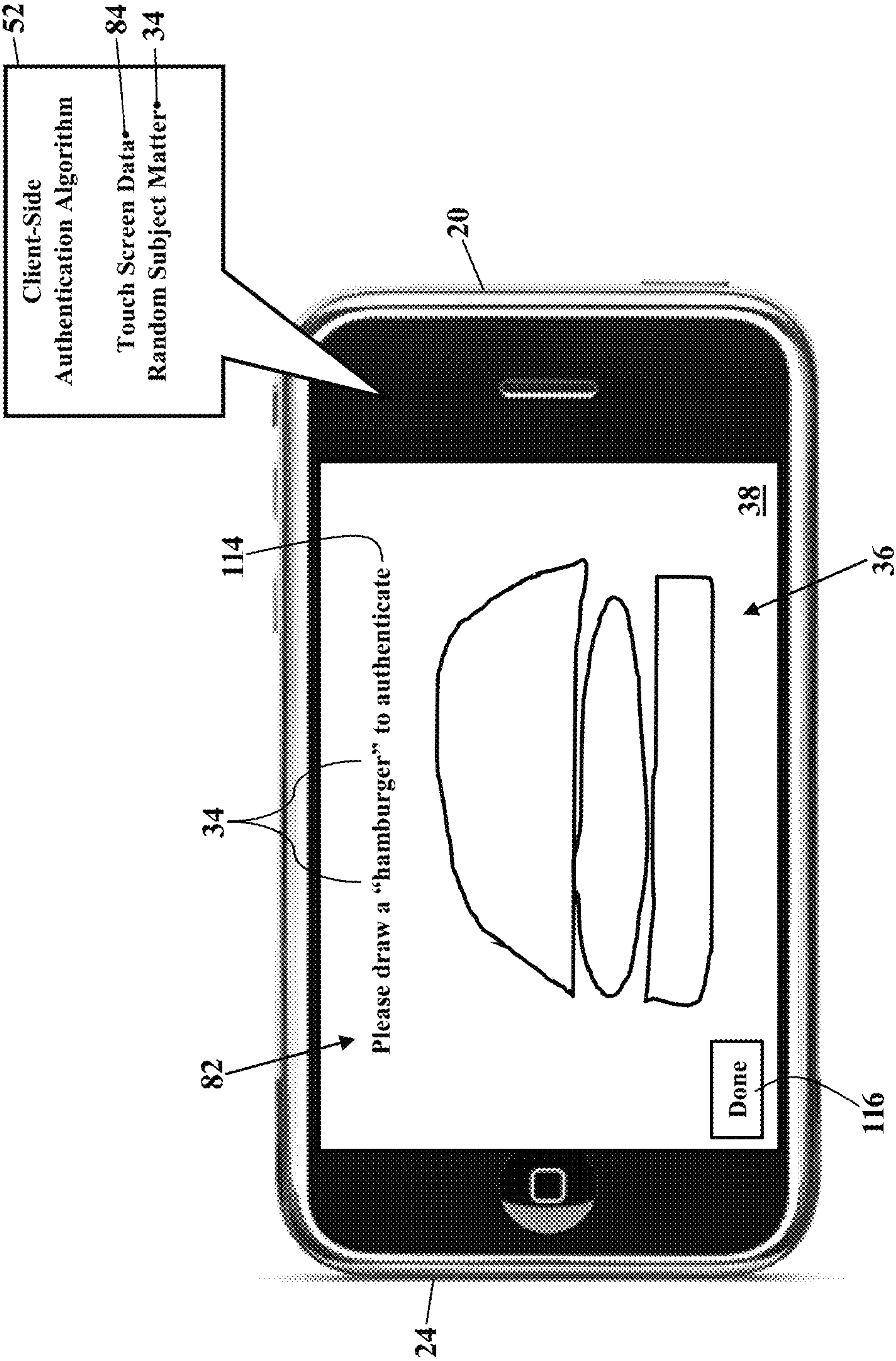


FIG. 10

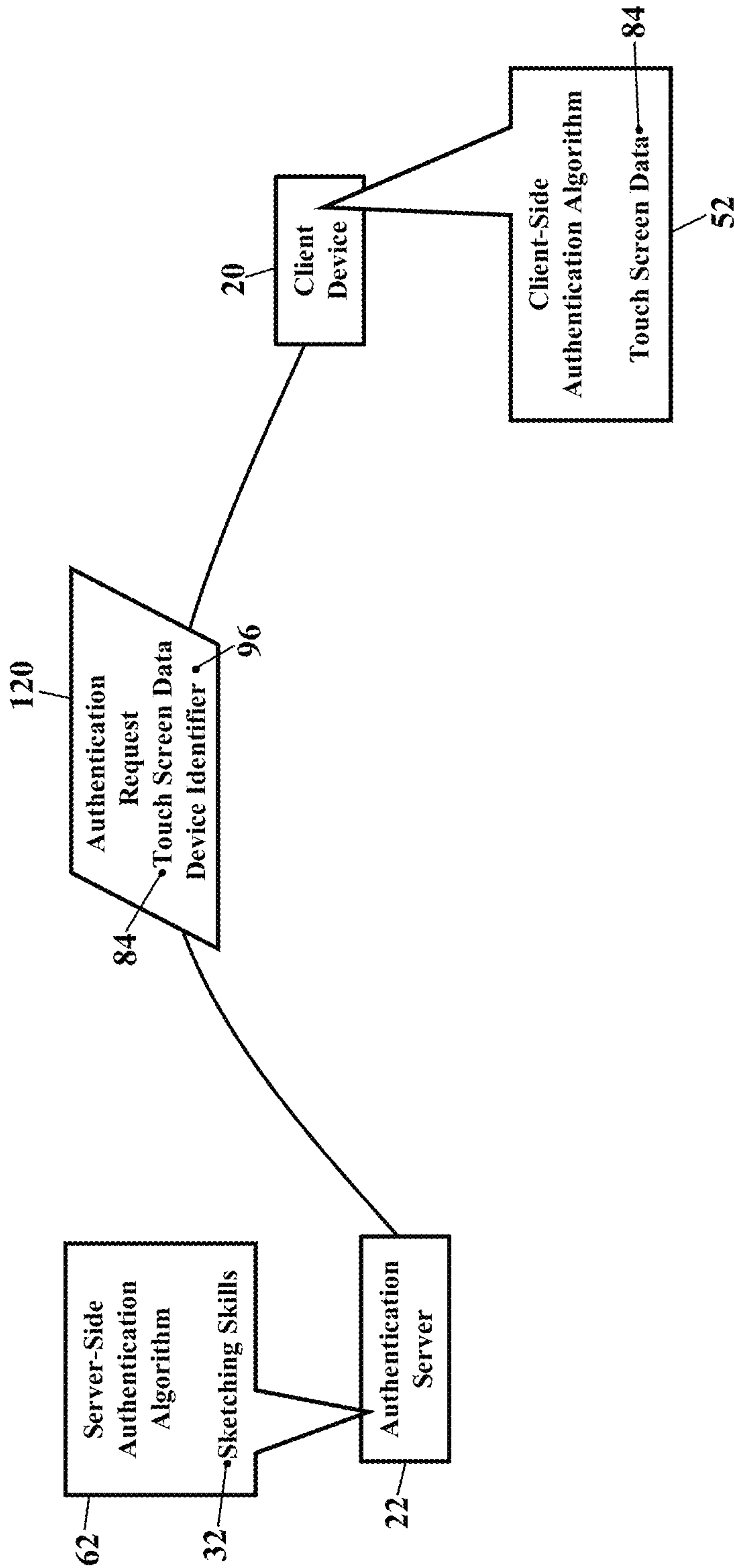


FIG. 11

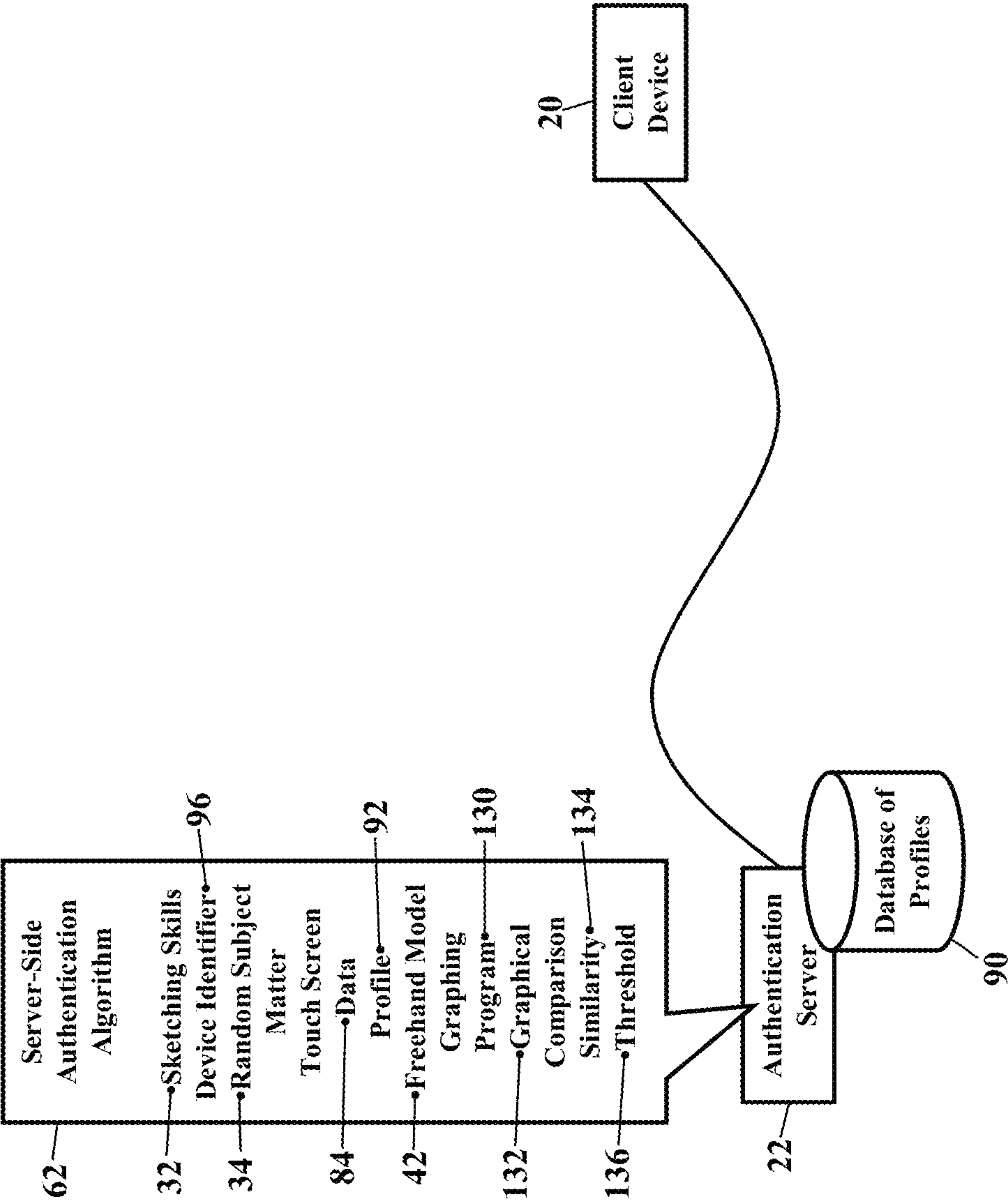




FIG. 12

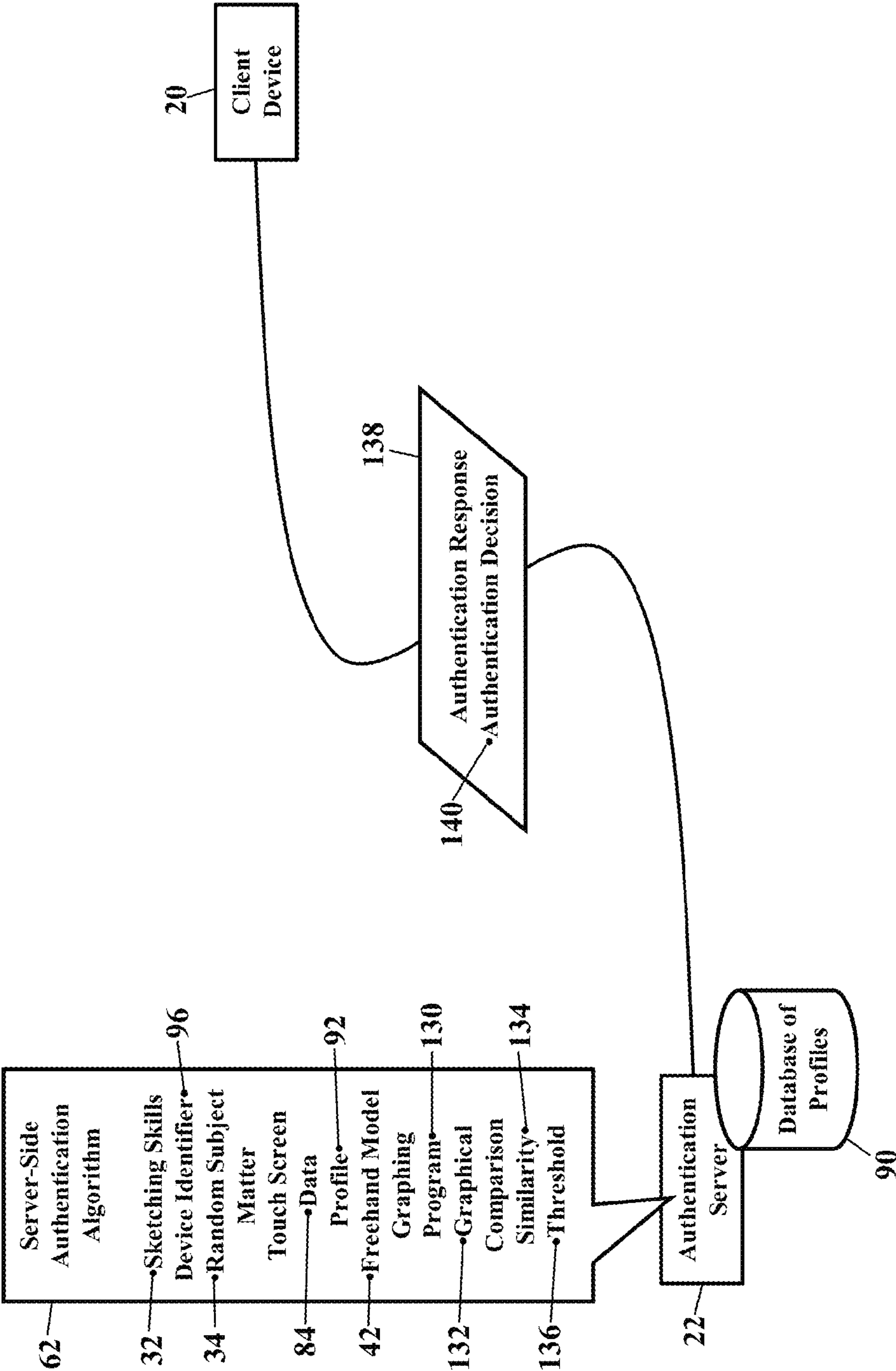


FIG. 13

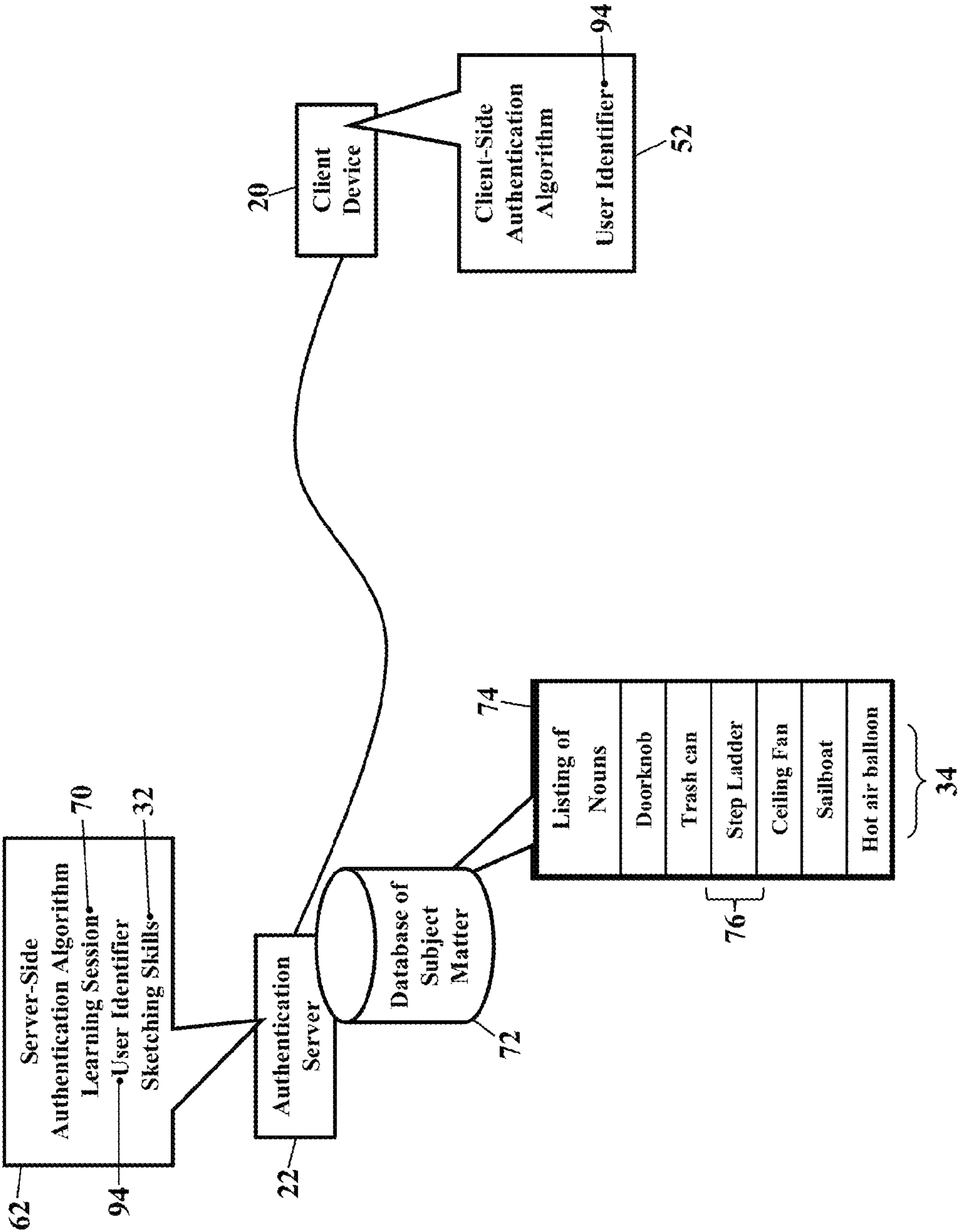


FIG. 14

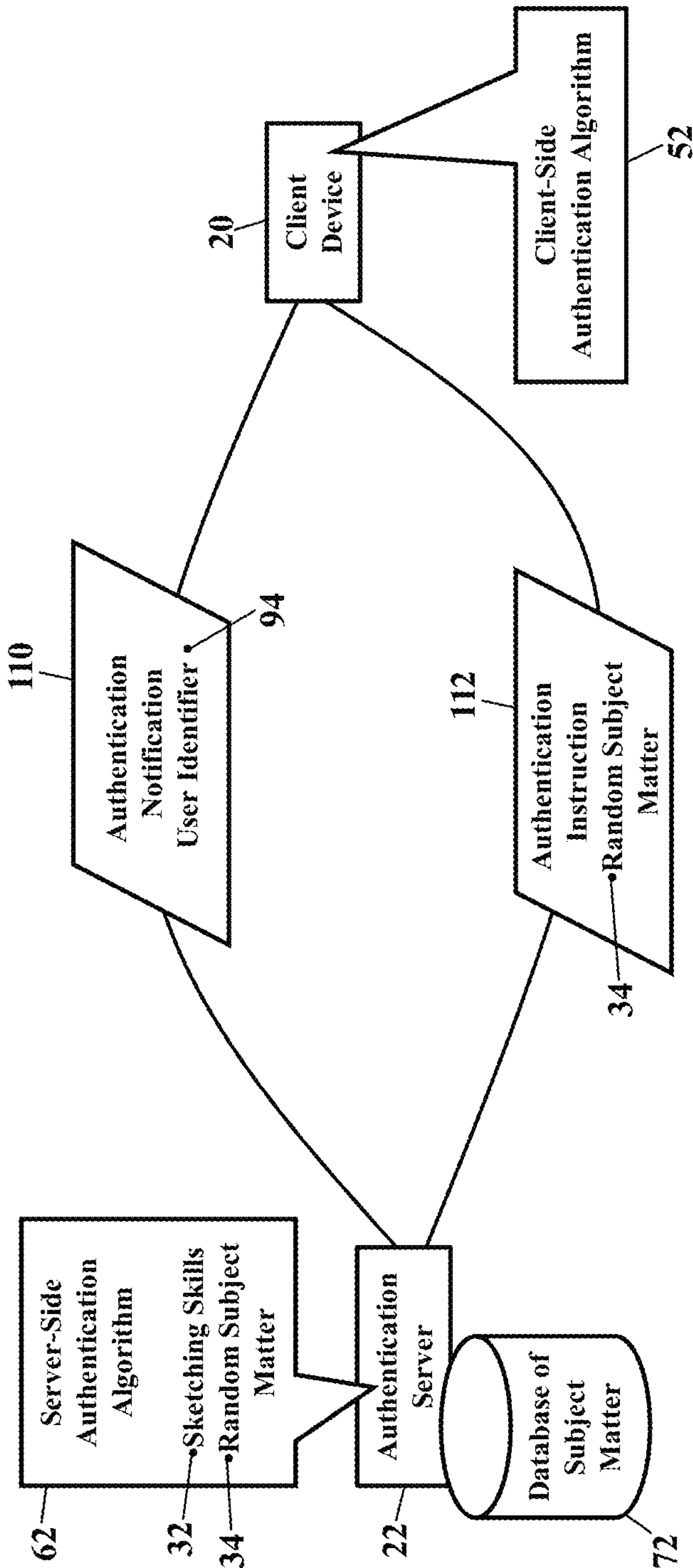


FIG. 15

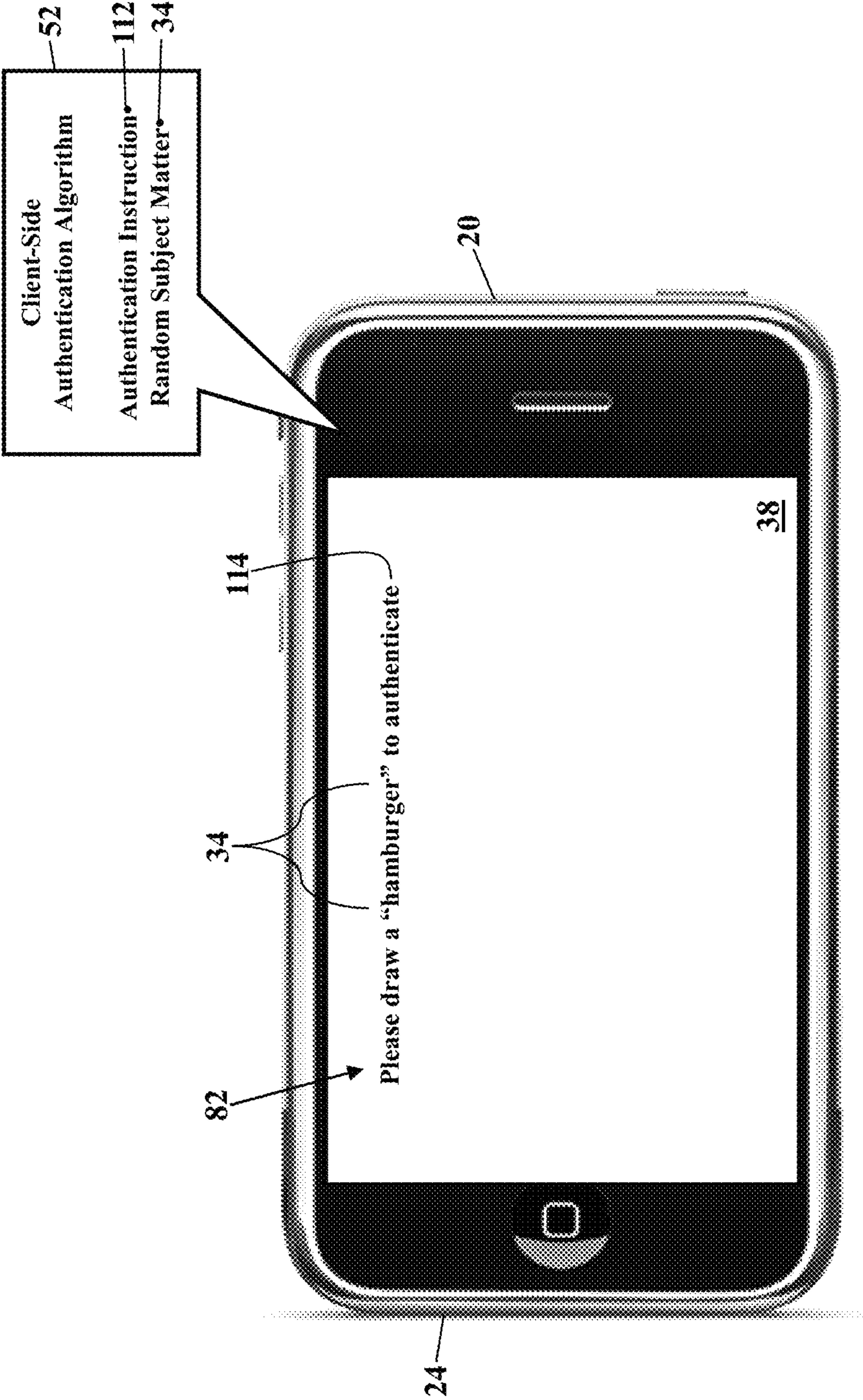




FIG. 16

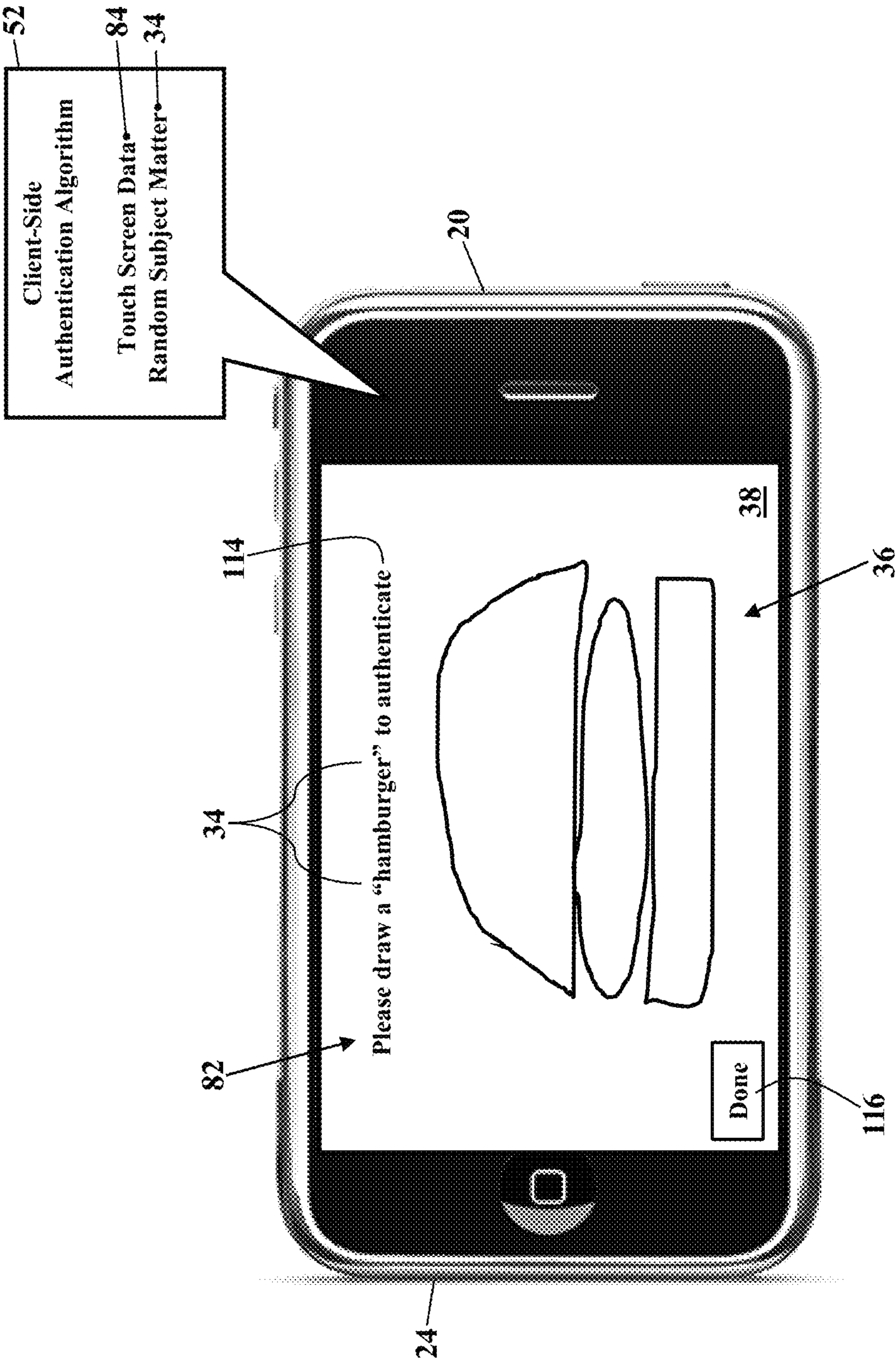




FIG. 17

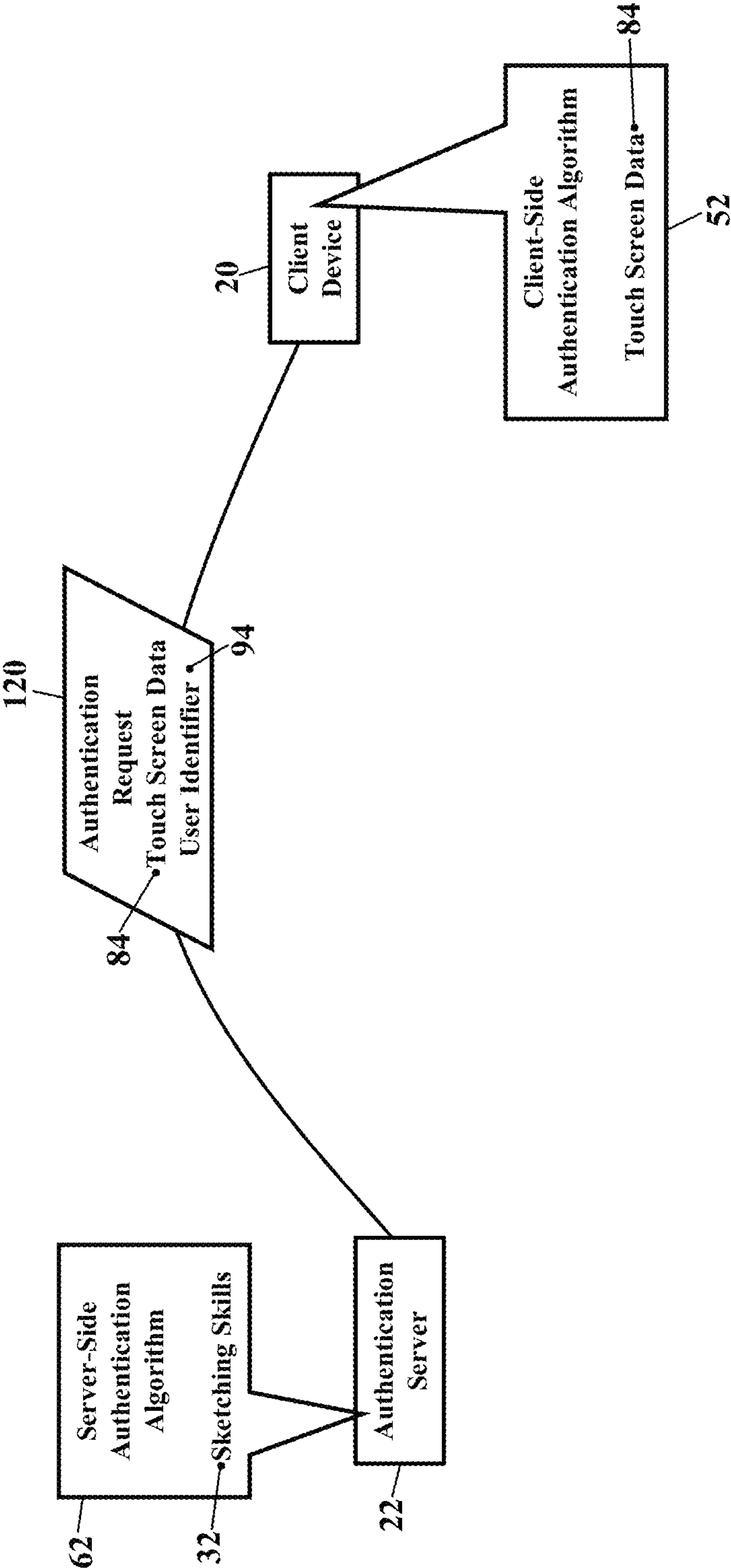


FIG. 18

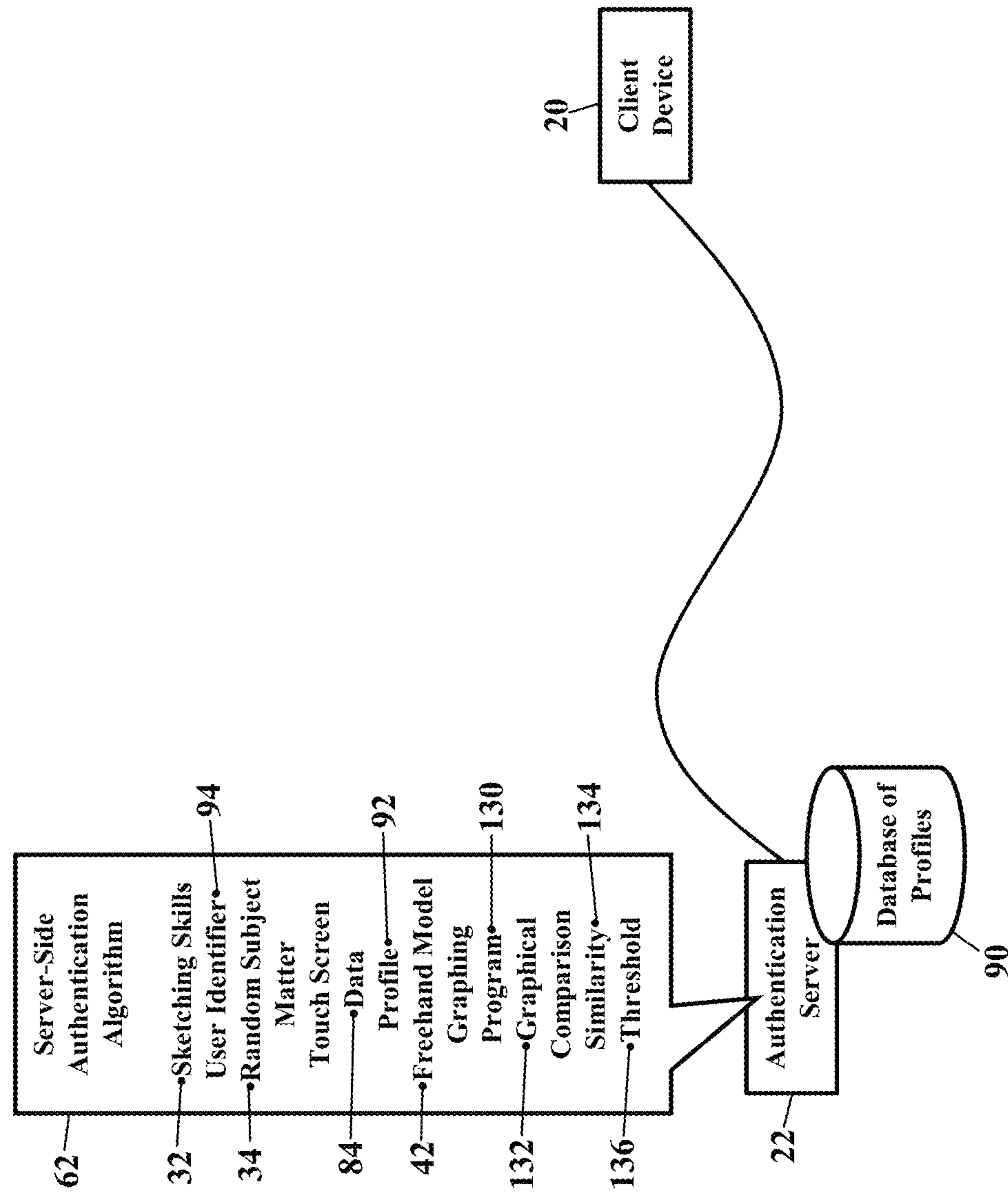


FIG. 19

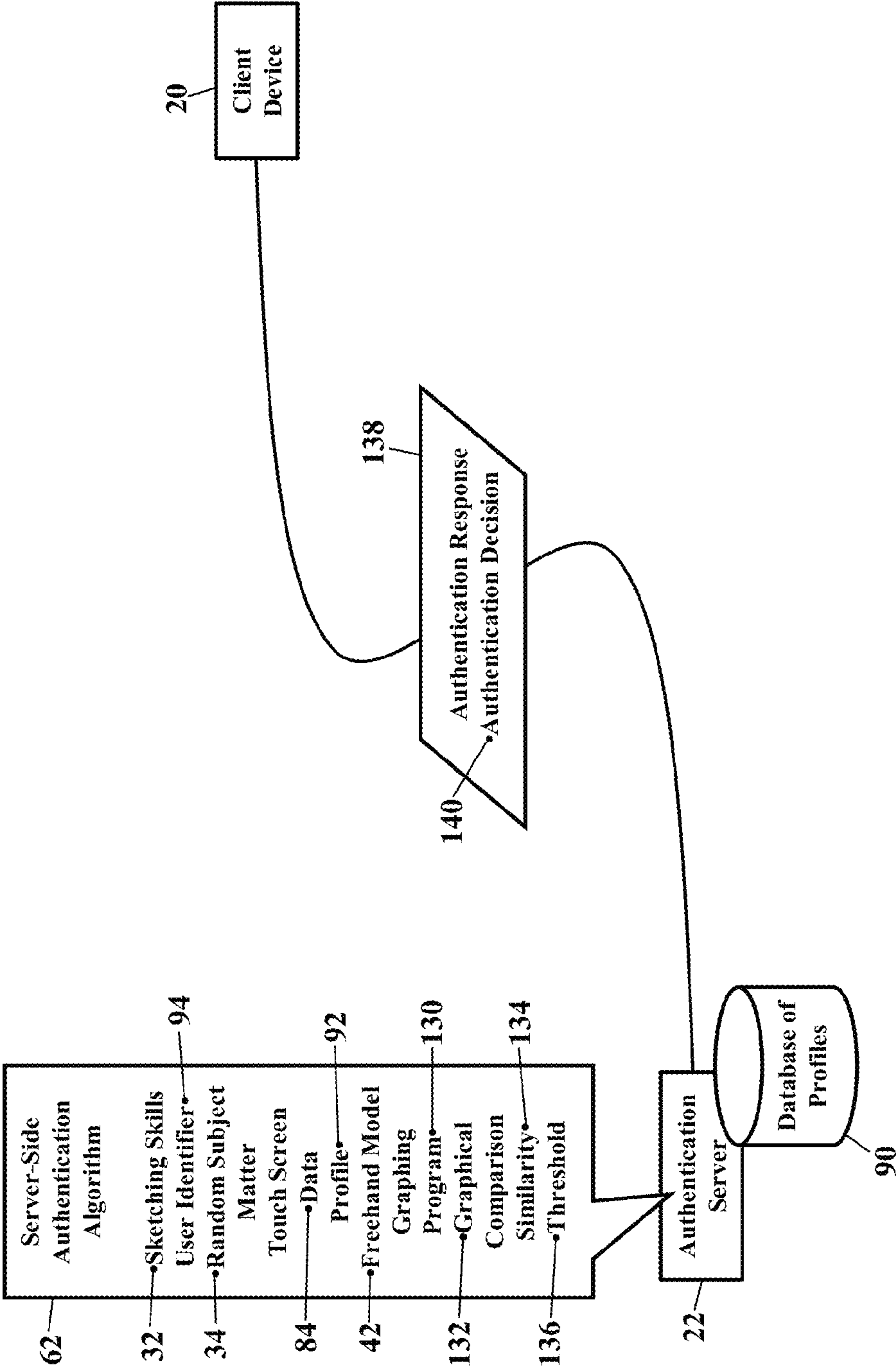


FIG. 20

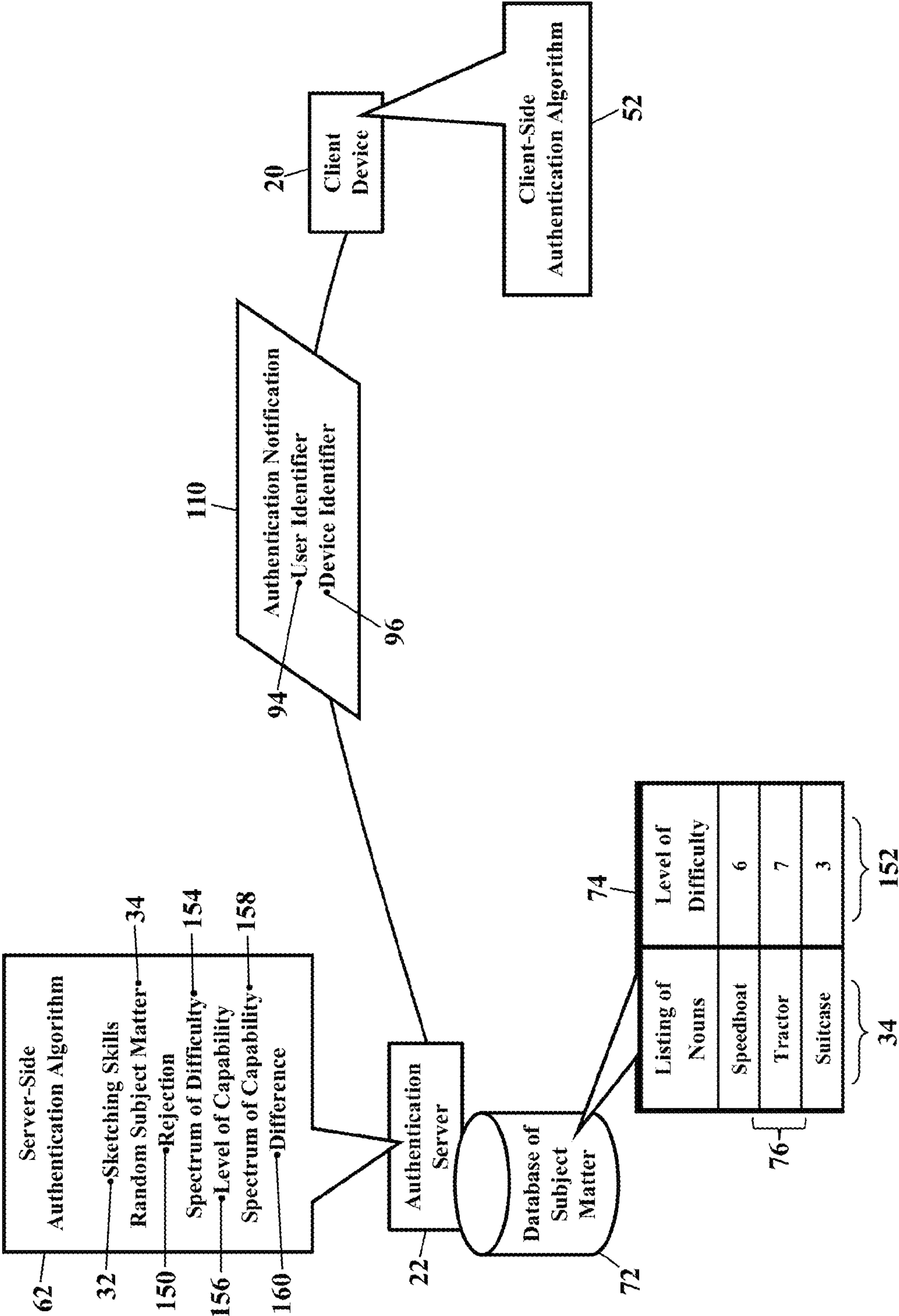


FIG. 21

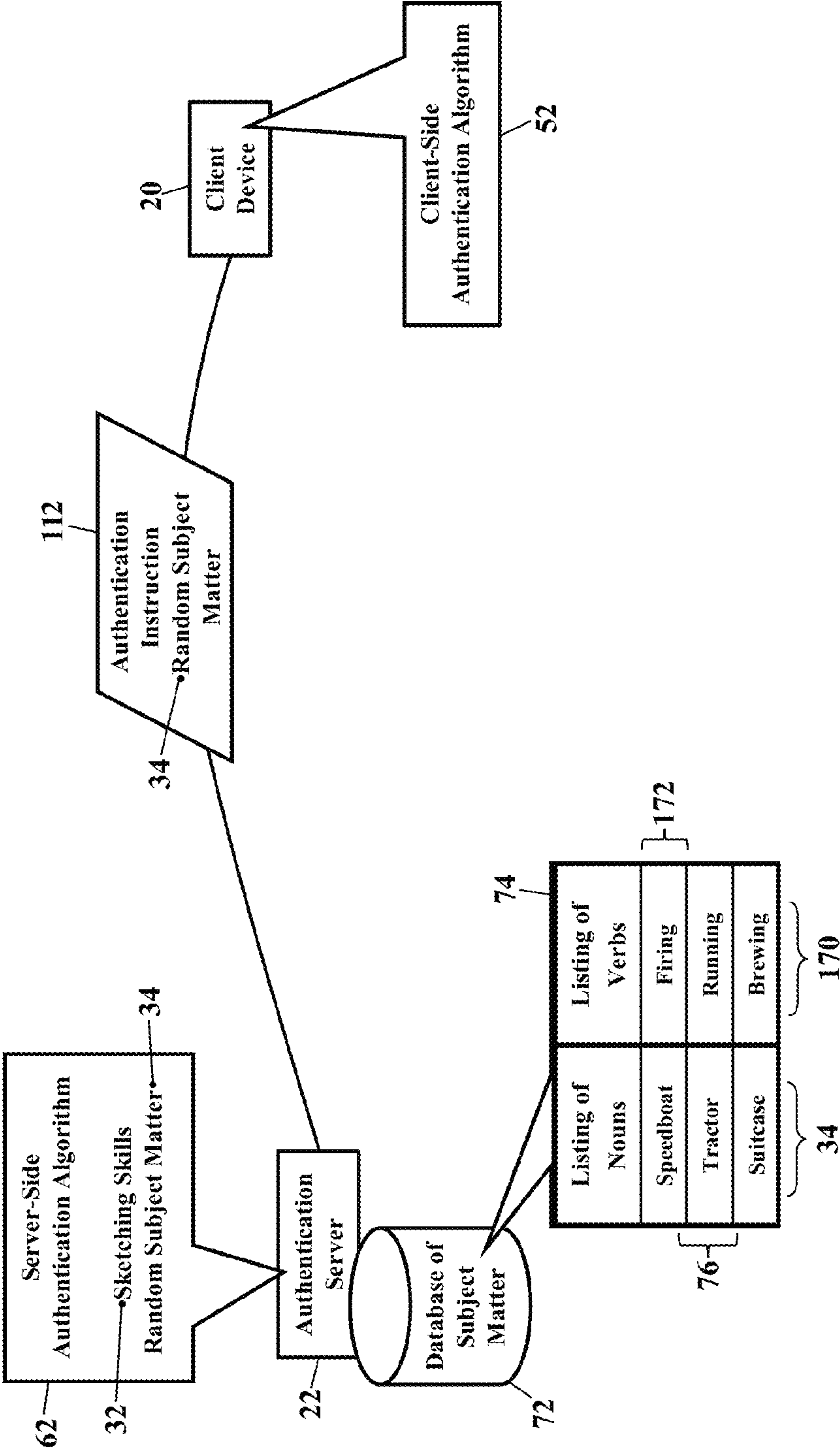




FIG. 22

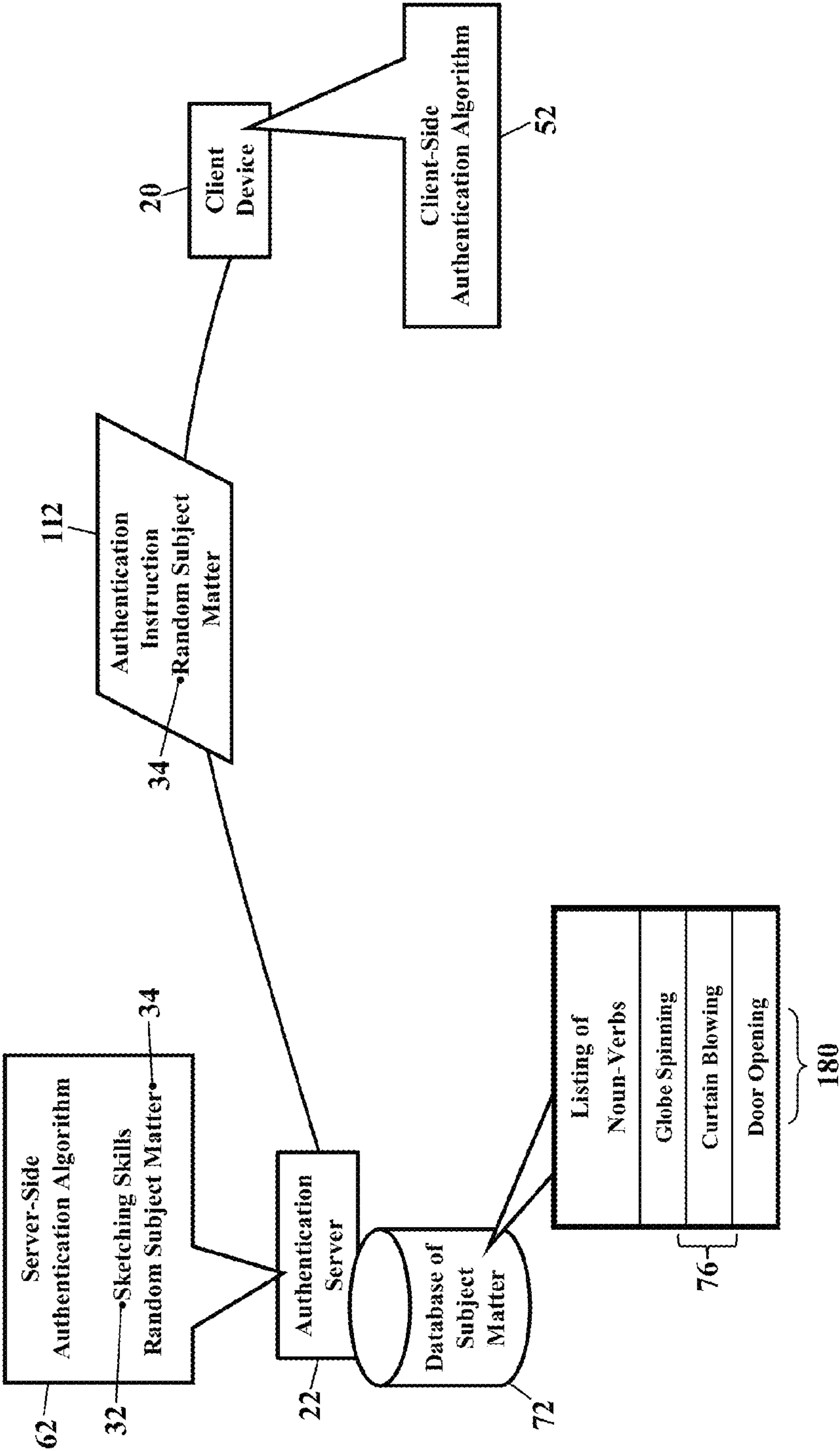


FIG. 23

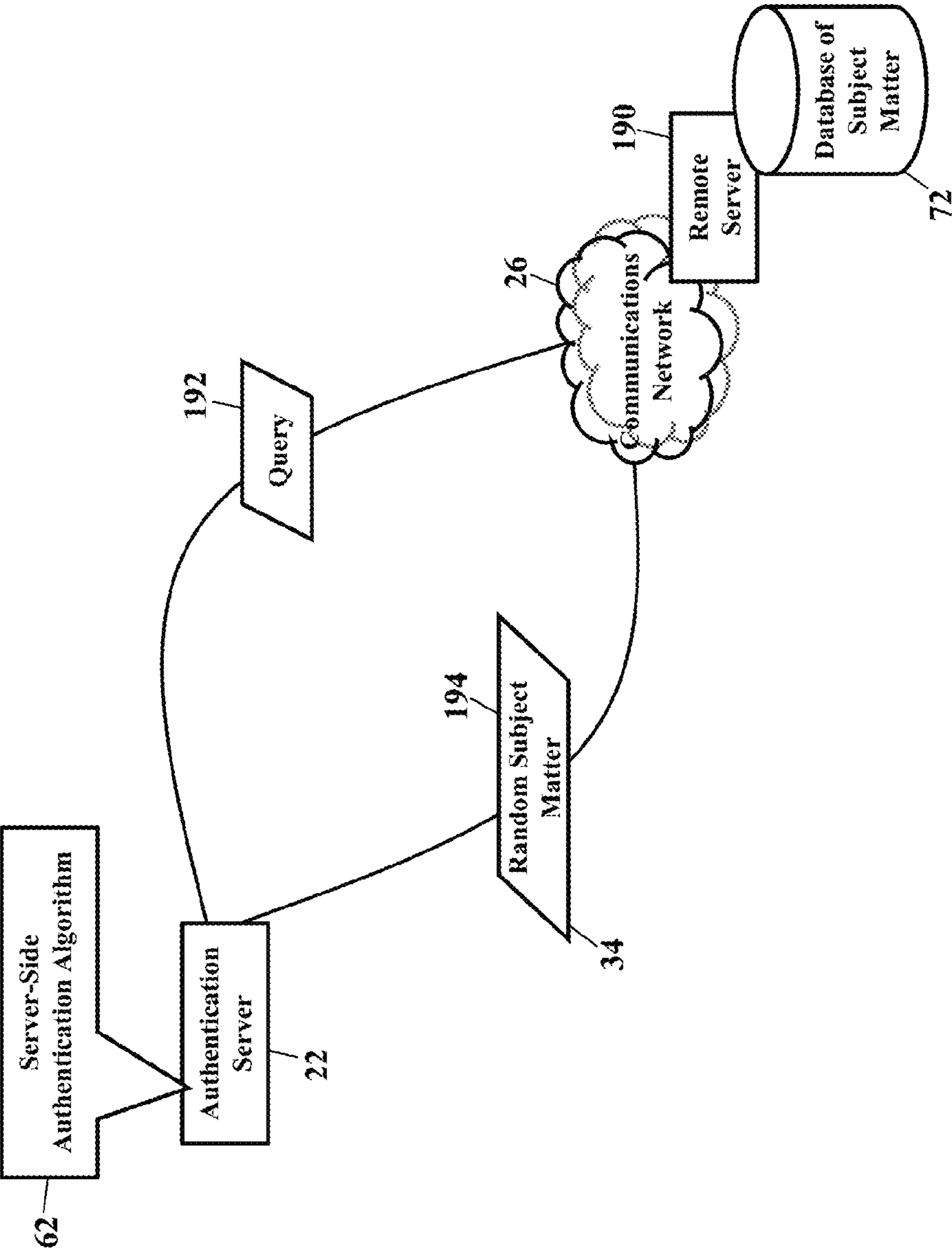


FIG. 24

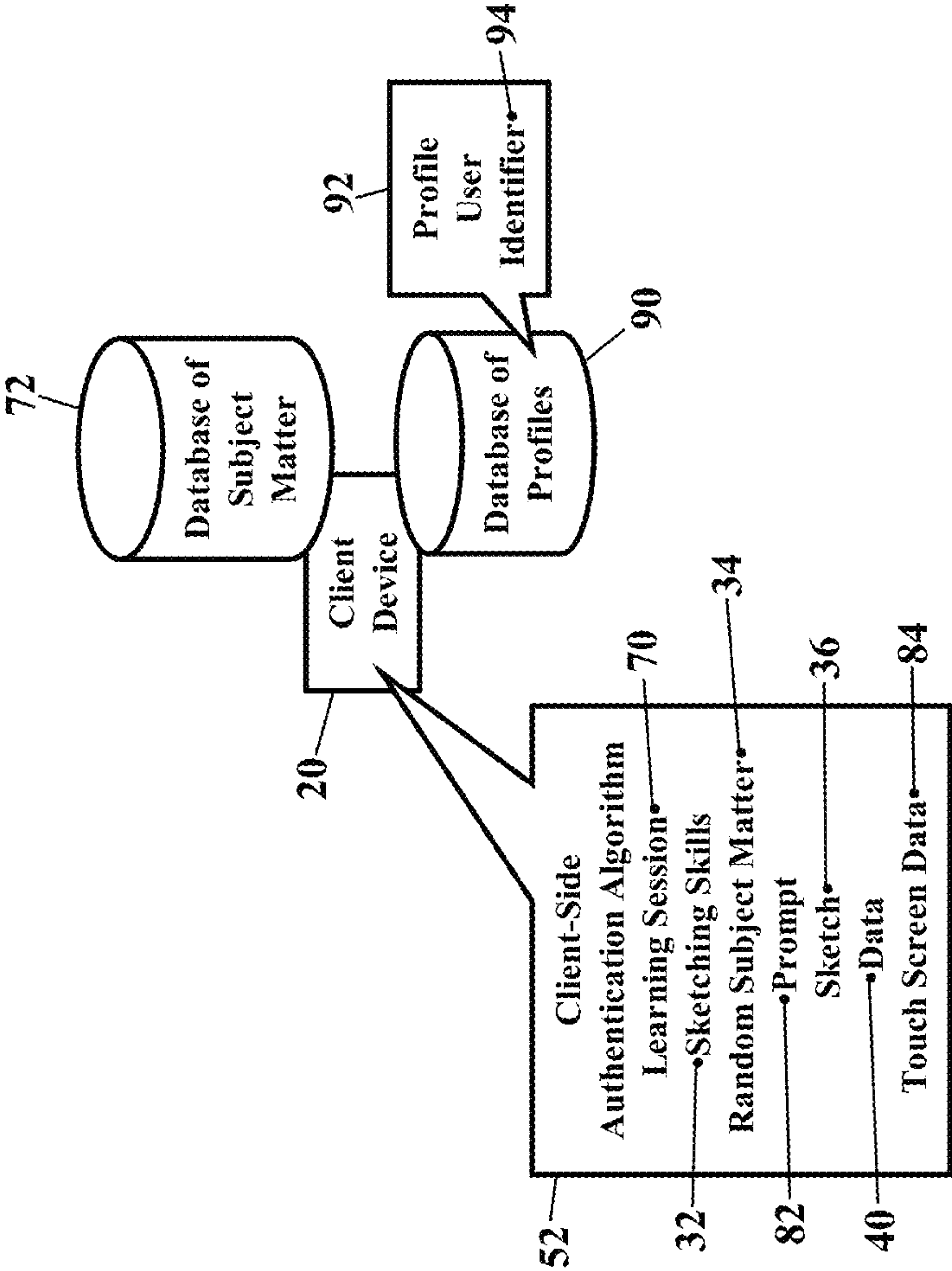


FIG. 25

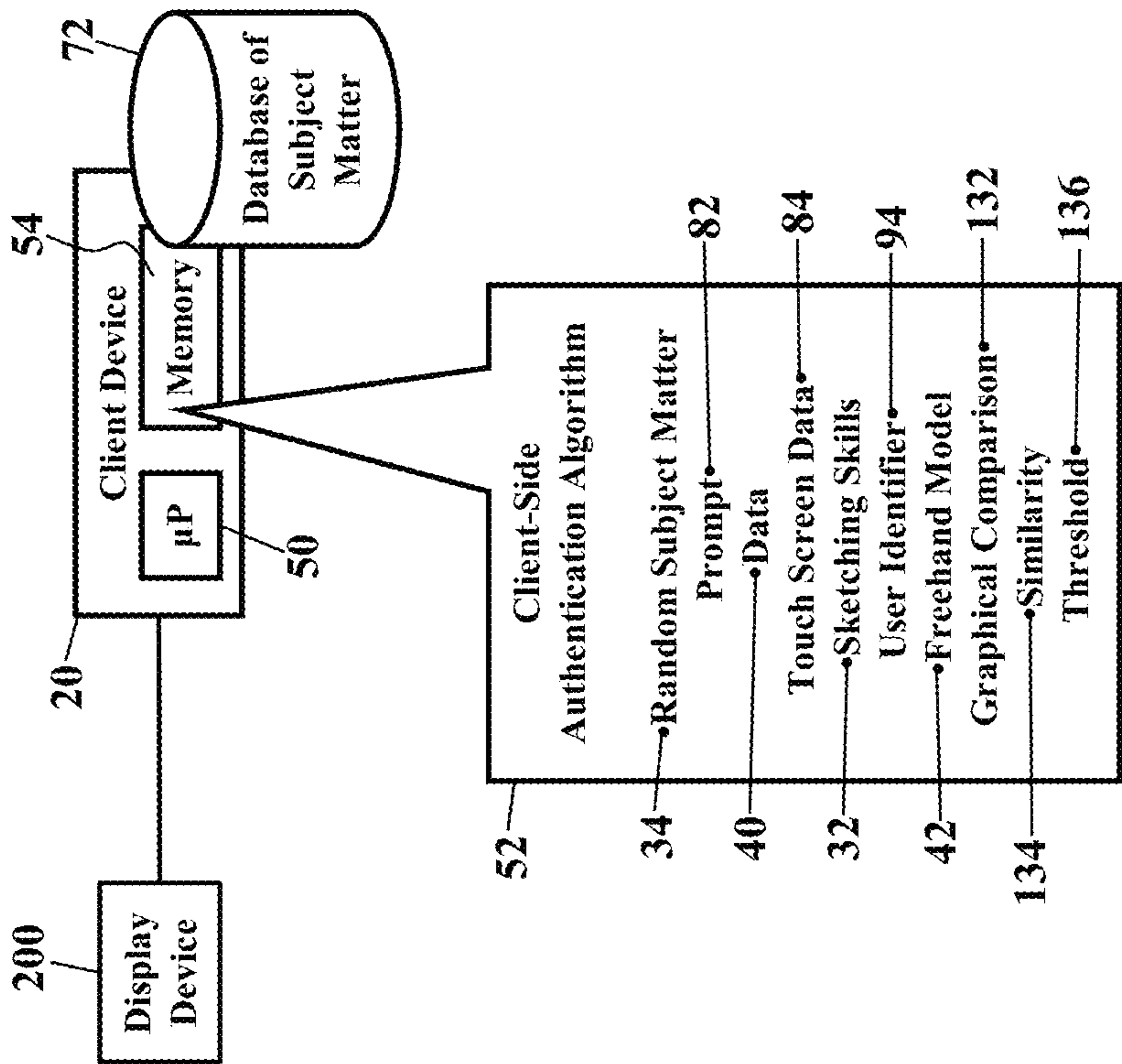


FIG. 26

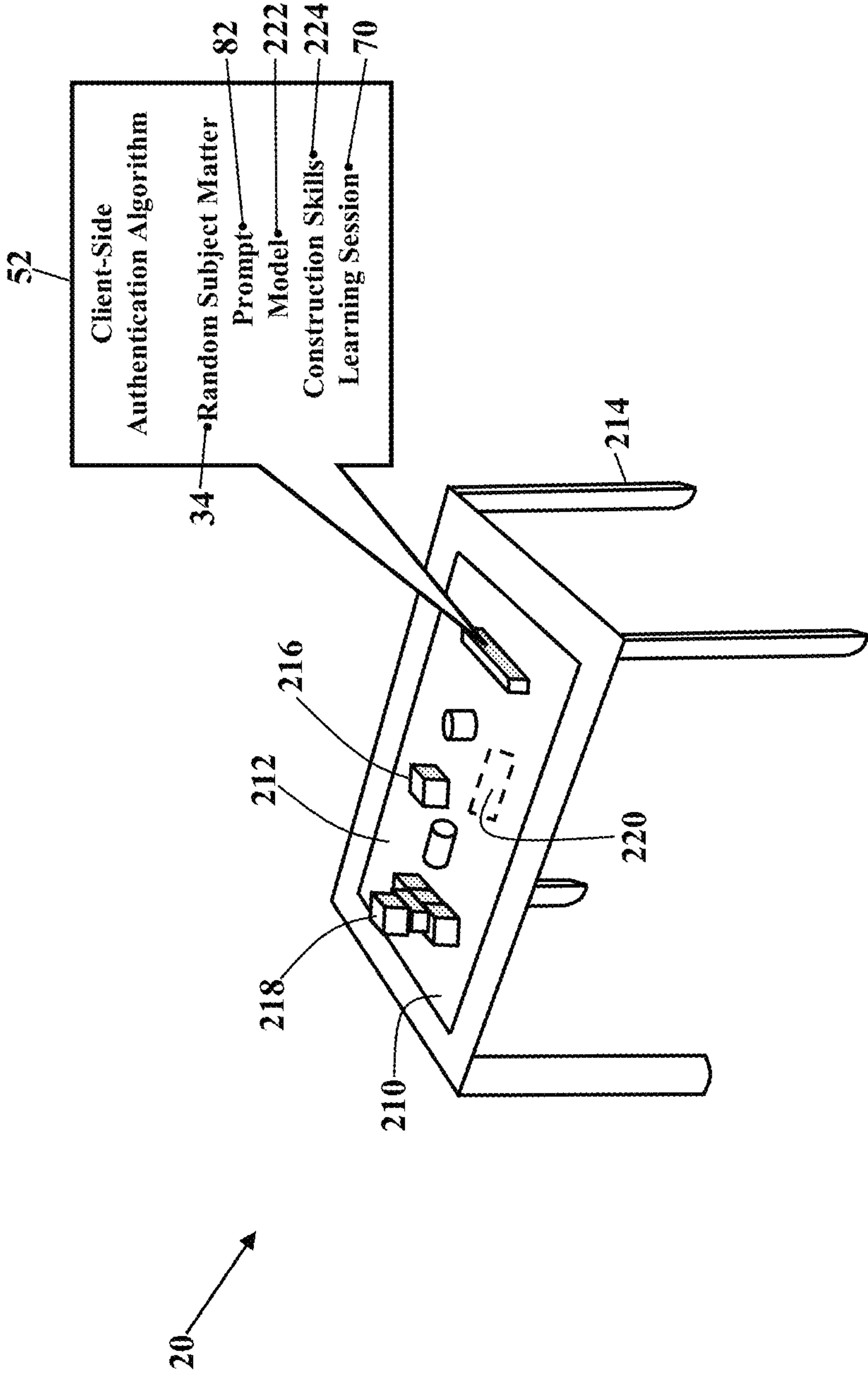




FIG. 27

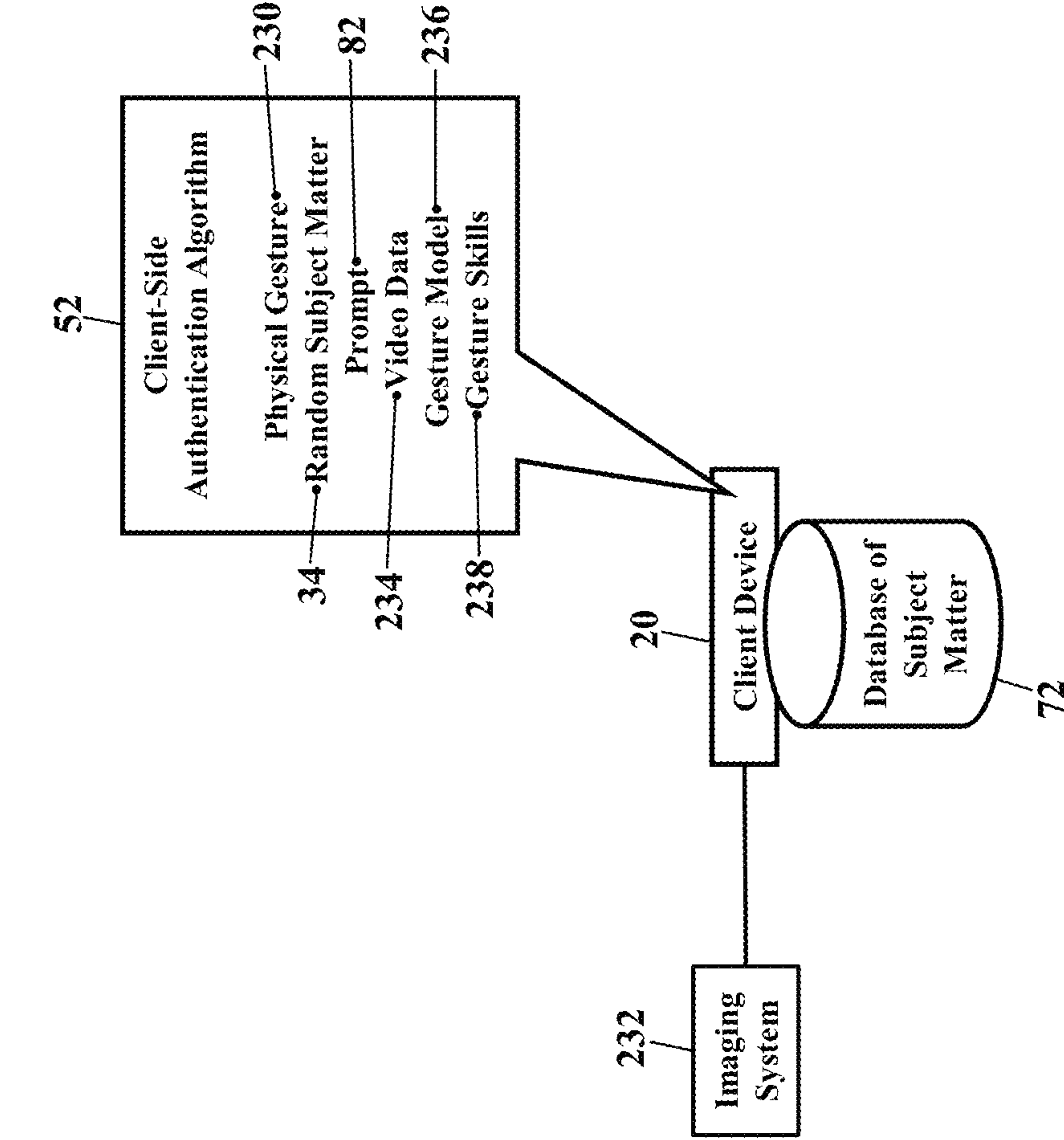
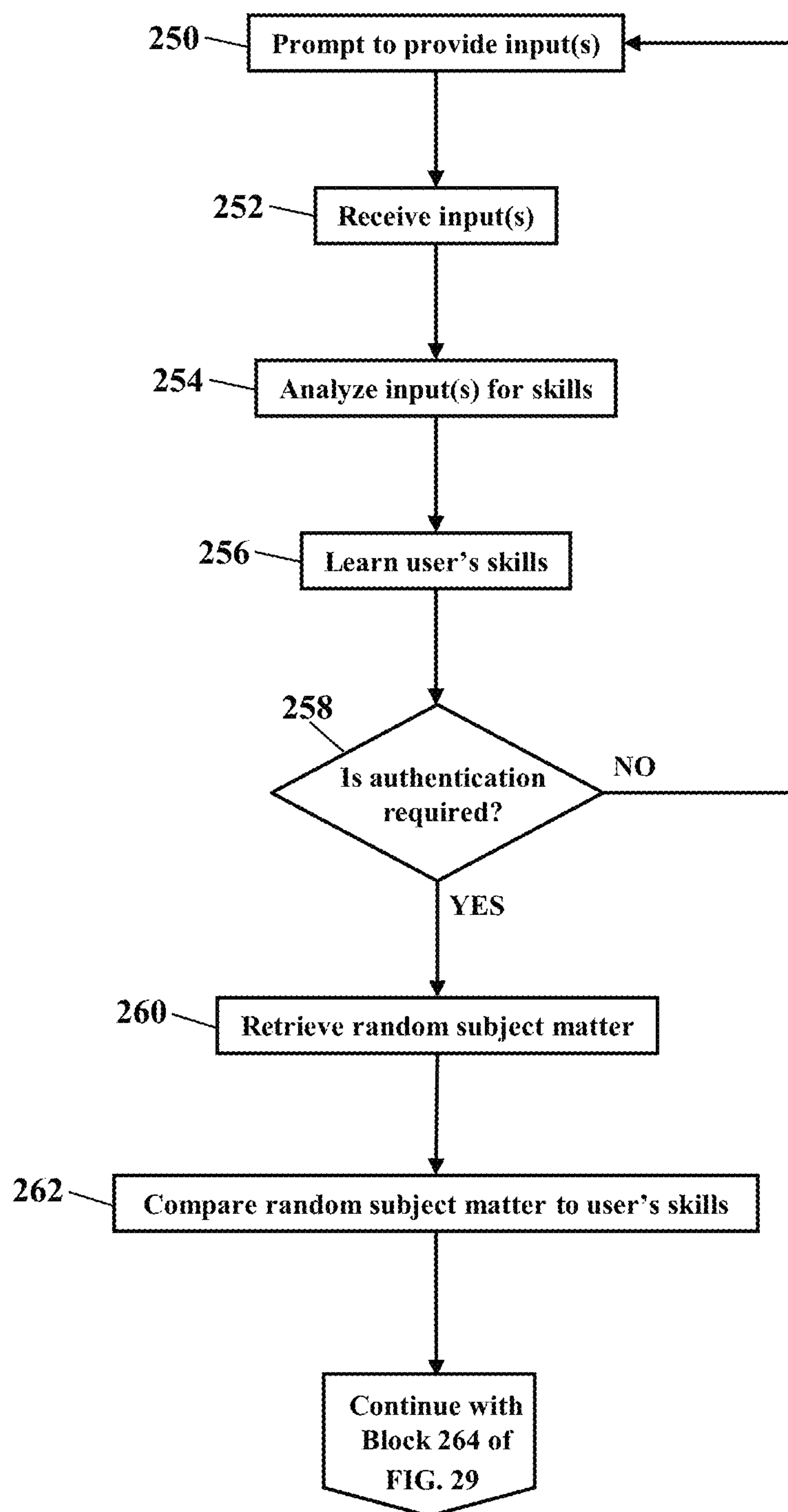
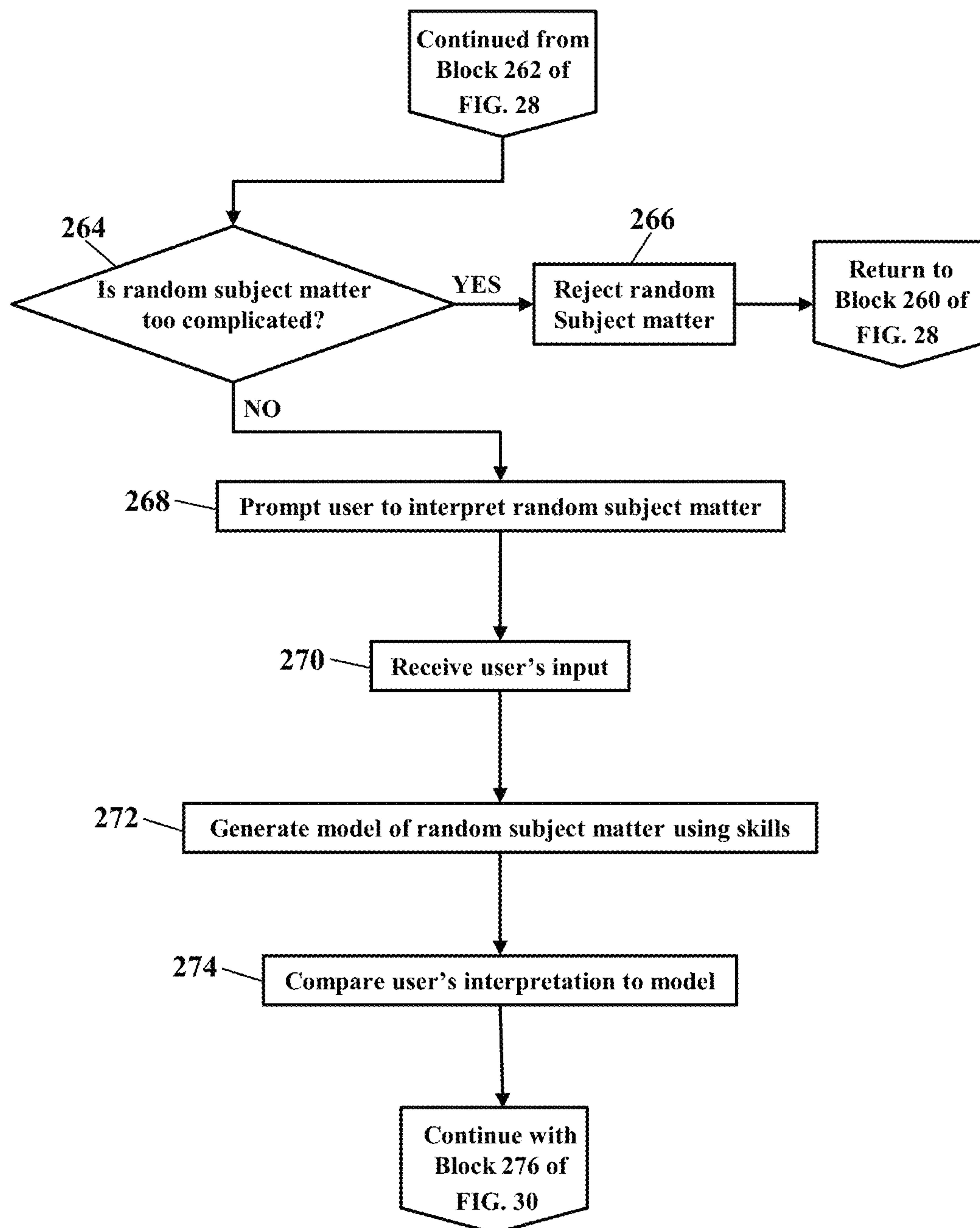


FIG. 28



**FIG. 29**

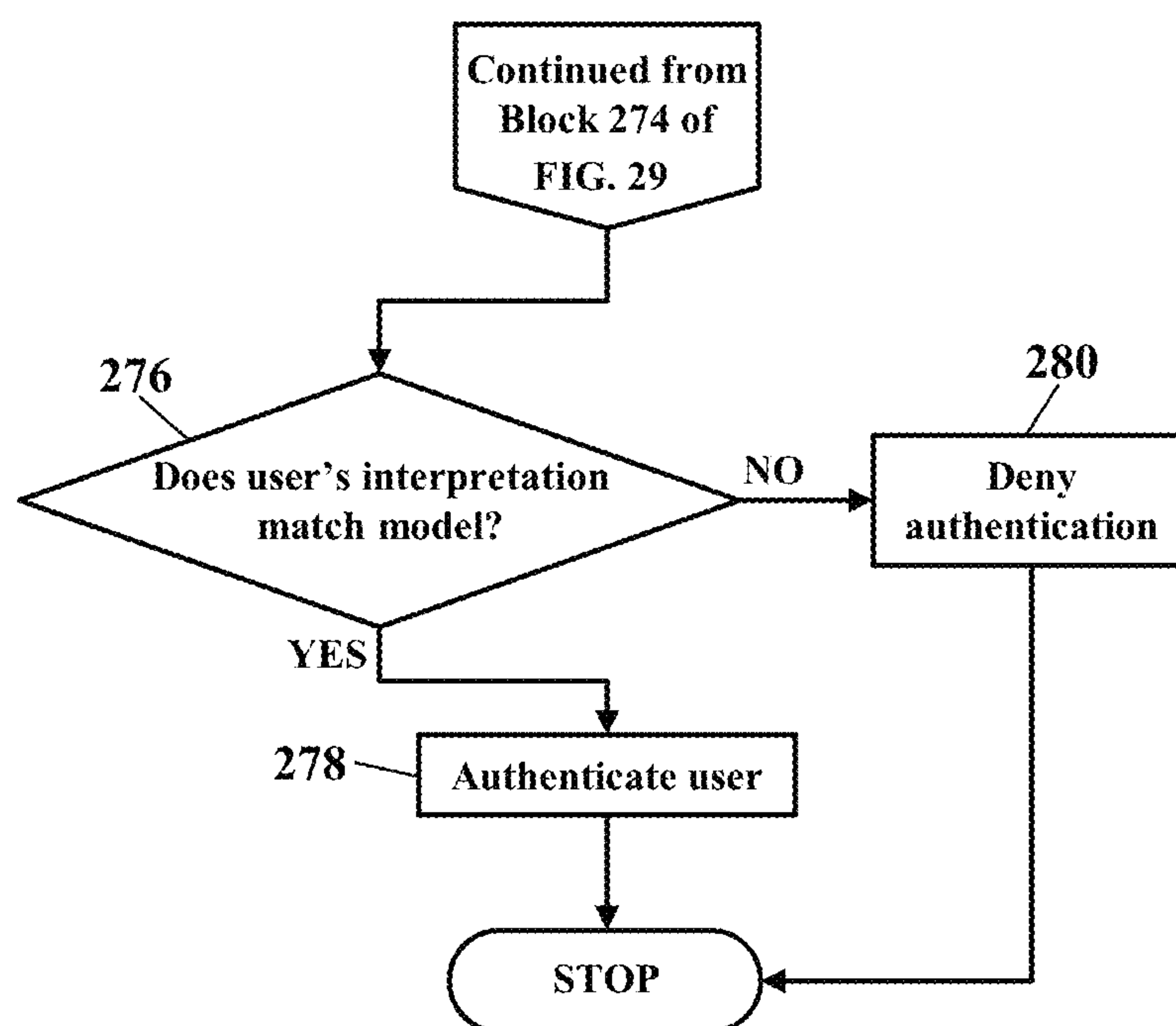
**FIG. 30**

FIG. 31

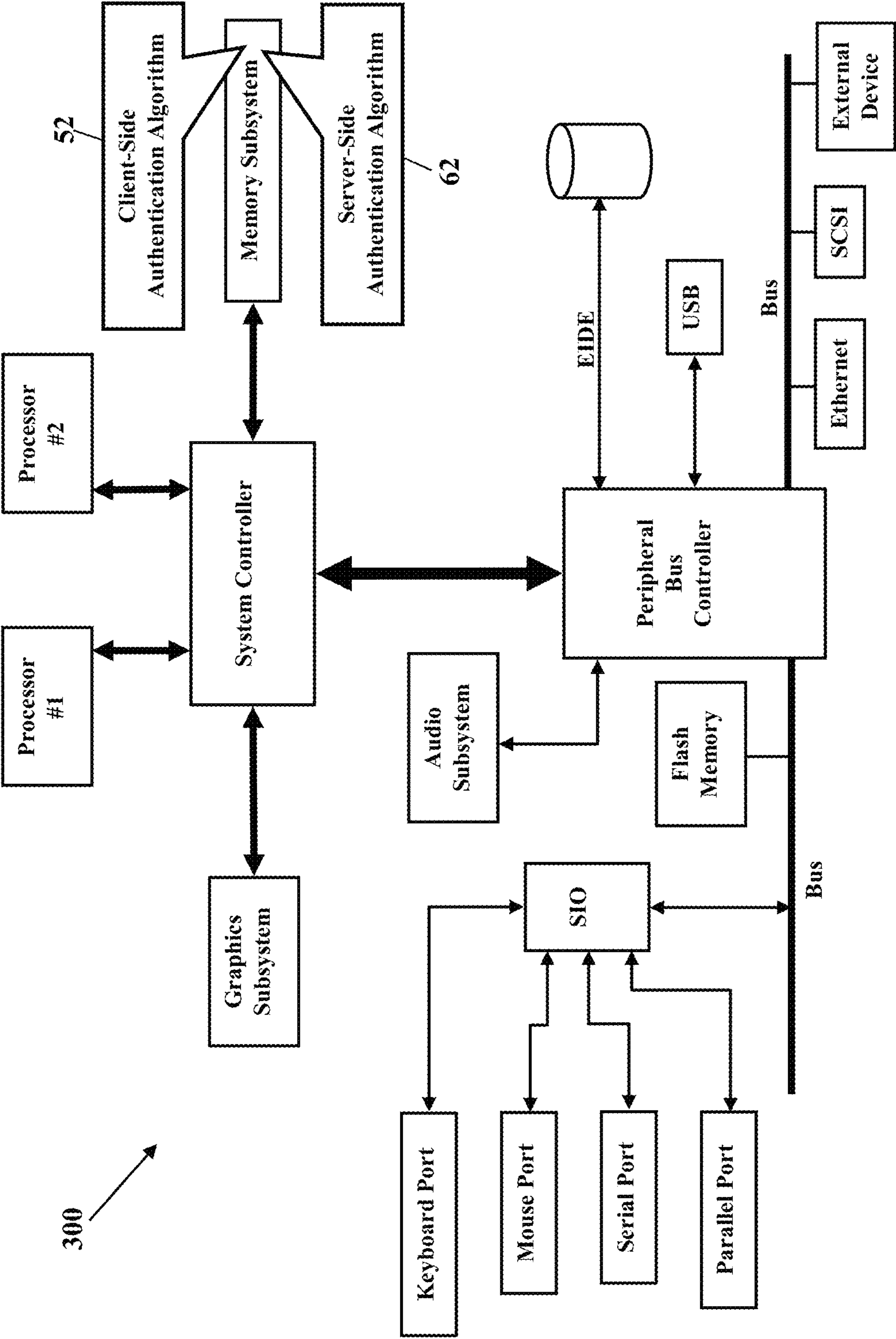
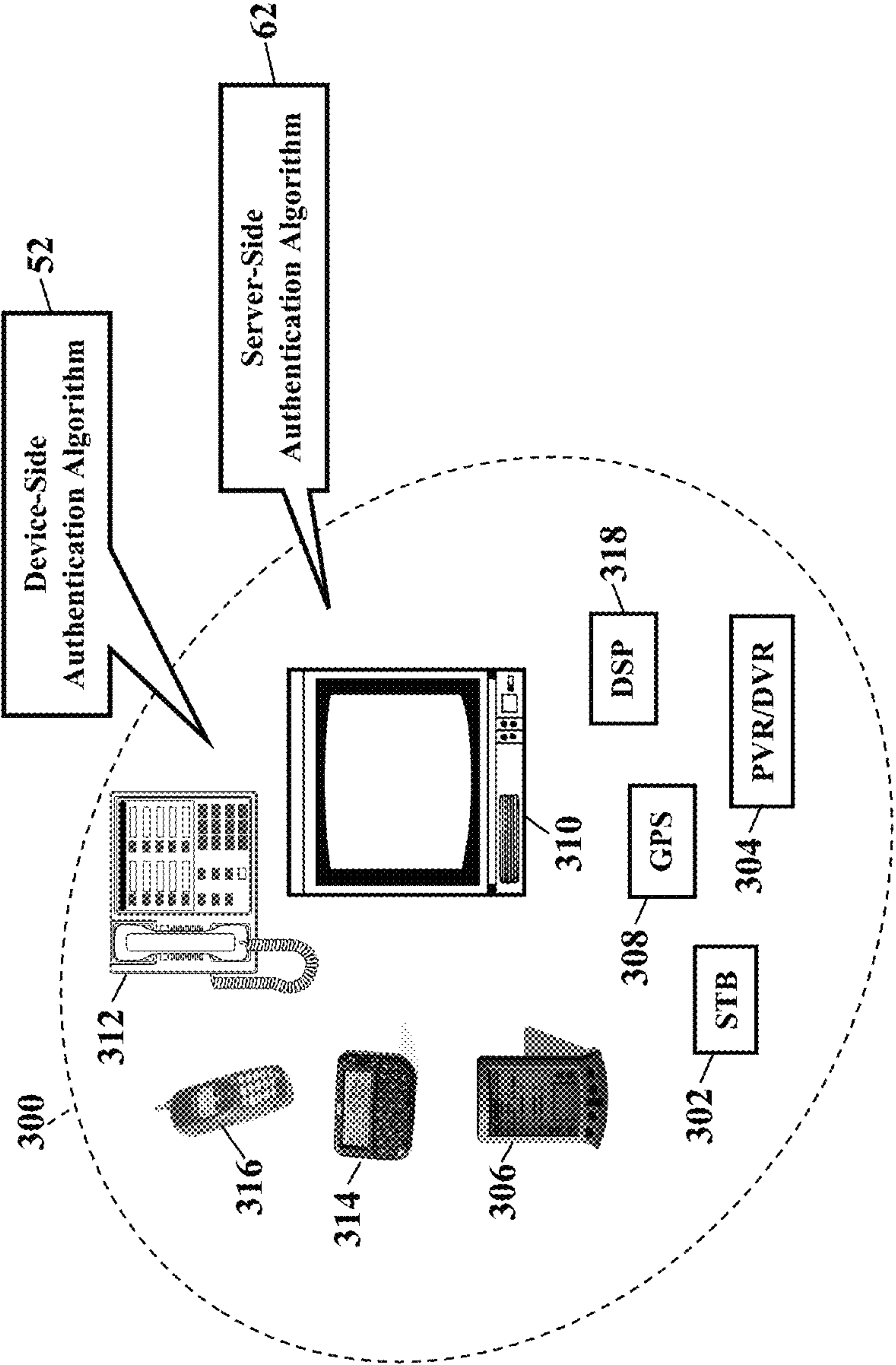




FIG. 32



## 1

**METHODS, SYSTEMS, AND PRODUCTS FOR  
AUTHENTICATION OF USERS****CROSS-REFERENCE TO RELATED  
APPLICATIONS**

This application is a continuation of U.S. application Ser. No. 14/266,889 filed May 1, 2014 and since issued as U.S. Pat. No. 9,083,694, which is a continuation of U.S. application Ser. No. 13/647,435 filed Oct. 9, 2012 and since issued as U.S. Pat. No. 8,752,151, with both applications incorporated herein by reference in their entireties.

**BACKGROUND**

Authentication is common. People often input a username and password to access a device, website, or service. As we are all too aware, though, text-based authentication is vulnerable to hackers.

**BRIEF DESCRIPTION OF THE SEVERAL  
VIEWS OF THE DRAWINGS**

The features, aspects, and advantages of the exemplary embodiments are understood when the following Detailed Description is read with reference to the accompanying drawings, wherein:

FIG. 1 is a simplified schematic illustrating an environment in which exemplary embodiments may be implemented;

FIG. 2 is a more detailed schematic illustrating an operating environment, according to exemplary embodiments;

FIGS. 3-6 are schematics illustrating a learning session, according to exemplary embodiments;

FIGS. 7-12 are schematics illustrating authentication based on models from skills, according to exemplary embodiments;

FIGS. 13-19 are more schematics illustrating authentication based on models from skills, according to exemplary embodiments;

FIG. 20 is a schematic illustrating a rejection of the random subject matter, according to exemplary embodiments;

FIGS. 21-23 are schematics illustrating a database of subject matter, according to exemplary embodiments;

FIGS. 24-25 are schematics illustrating local authentication, according to exemplary embodiments;

FIG. 26 is a schematic illustrating authentication using physical building blocks, according to exemplary embodiments;

FIG. 27 is a schematic illustrating gesture-based authentication, according to exemplary embodiments;

FIGS. 28-30 are flowcharts illustrating a method or algorithm for authenticating users, according to exemplary embodiments; and

FIGS. 31-32 depict still more operating environments for additional aspects of the exemplary embodiments.

**DETAILED DESCRIPTION**

The exemplary embodiments will now be described more fully hereinafter with reference to the accompanying drawings. The exemplary embodiments may, however, be embodied in many different forms and should not be construed as limited to the embodiments set forth herein. These embodiments are provided so that this disclosure will be thorough and complete and will fully convey the exemplary

## 2

embodiments to those of ordinary skill in the art. Moreover, all statements herein reciting embodiments, as well as specific examples thereof, are intended to encompass both structural and functional equivalents thereof. Additionally, it is intended that such equivalents include both currently known equivalents as well as equivalents developed in the future (i.e., any elements developed that perform the same function, regardless of structure).

Thus, for example, it will be appreciated by those of ordinary skill in the art that the diagrams, schematics, illustrations, and the like represent conceptual views or processes illustrating the exemplary embodiments. The functions of the various elements shown in the figures may be provided through the use of dedicated hardware as well as hardware capable of executing associated software. Those of ordinary skill in the art further understand that the exemplary hardware, software, processes, methods, and/or operating systems described herein are for illustrative purposes and, thus, are not intended to be limited to any particular named manufacturer.

As used herein, the singular forms “a,” “an,” and “the” are intended to include the plural forms as well, unless expressly stated otherwise. It will be further understood that the terms “includes,” “comprises,” “including,” and/or “comprising,” when used in this specification, specify the presence of stated features, integers, steps, operations, elements, and/or components, but do not preclude the presence or addition of one or more other features, integers, steps, operations, elements, components, and/or groups thereof. It will be understood that when an element is referred to as being “connected” or “coupled” to another element, it can be directly connected or coupled to the other element or intervening elements may be present. Furthermore, “connected” or “coupled” as used herein may include wirelessly connected or coupled. As used herein, the term “and/or” includes any and all combinations of one or more of the associated listed items.

It will also be understood that, although the terms first, second, etc. may be used herein to describe various elements, these elements should not be limited by these terms. These terms are only used to distinguish one element from another. For example, a first device could be termed a second device, and, similarly, a second device could be termed a first device without departing from the teachings of the disclosure.

FIG. 1 is a simplified schematic illustrating an environment in which exemplary embodiments may be implemented. FIG. 1 illustrates authentication of a client device 20 to an authentication server 22. The client device 20, for simplicity, is illustrated as a smart phone 24. The client device 20 and the authentication server 22 may communicate over a communications network 26. A user of the client device 20 wishes to access some service, application, or features for which authentication is needed. While the user may input a username and password, exemplary embodiments utilize a graphical, sketch-based authentication procedure. That is, the user of the client device 20 is prompted to draw or sketch a picture 28. The picture 28 may be sent to the authentication server 22. The authentication server 22 may then inspect the picture 28 drawn by the user of the client device 20. If the picture 28 drawn by the user satisfies an authentication procedure 30, then the user is authenticated by the authentication server 22. The user, in other words, is permitted to access the service, application, or features for which authentication is needed. If the picture 28 does not satisfy the authentication procedure 30, then the user may be denied access.



Here, authentication utilizes the sketching skills 32 of the user. When the user of the client device 20 wishes to authenticate, the user is instructed to draw random subject matter 34. The random subject matter 34 may be selected by the authentication server 22 and/or by the client device 20. Regardless, the user then draws a sketch 36 of the random subject matter 34. The user, for example, uses their finger, fingernail, or a stylus to draw the sketch 36 on a touch screen 38 of the smart phone 24. The client device 20 sends data 40 describing the sketch 36 to the authentication server 22.

The data 40 may then be compared to a freehand model 42. The freehand model 42 is an electronic recreation of the random subject matter 34 generated from the sketching skills 32 associated with the user. The freehand model 42, in other words, predicts what the random subject matter 34 should look like, using the user's known sketching skills 32. As the user interacts with the authentication server 22, the authentication server 22 learns the user's sketching skills 32 over time. So, the user's sketch 36 (as represented by the data 40) is compared to the freehand model 42 predicted by the user's known sketching skills 32. If the data 40 matches the freehand model 42 predicted from the user's known sketching skills 32, then the user may be authenticated. If data 40 does not match the freehand model 42, then authentication may fail.

Exemplary embodiments thus eliminate cumbersome, conventional authentication schemes. Users no longer need to remember cumbersome passwords. Security concerns are greatly reduced, as the user need not fear nefarious use of stolen passwords. Occurrences of identity theft are thus reduced.

FIG. 2 is a more detailed schematic illustrating an operating environment, according to exemplary embodiments. The user's client device 20 may have a processor 50 (e.g., "μP"), application specific integrated circuit (ASIC), or other component that executes a client-side authentication algorithm 52 stored in a local memory 54. The authentication server 22 may also have a processor 60 (e.g., "μP"), application specific integrated circuit (ASIC), or other component that executes a server-side authentication algorithm 62 stored in a local memory 64. The client-side authentication algorithm 52 and/or the server-side authentication algorithm 62 include instructions, code, and/or programs that authenticate the user of the client device 20. The user may be authenticated solely by either the client-side authentication algorithm 52 or the server-side authentication algorithm 62. However, the client-side authentication algorithm 52 and the server-side authentication algorithm 62 may cooperate in a client-server relationship to authenticate the user.

Exemplary embodiments may be applied regardless of networking environment. As the above paragraphs mentioned, the communications network 26 may be a wireless network having cellular, WI-FI®, and/or BLUETOOTH® capability. The communications network 26, however, may be a cable network operating in the radio-frequency domain and/or the Internet Protocol (IP) domain. The communications network 26, however, may also include a distributed computing network, such as the Internet (sometimes alternatively known as the "World Wide Web"), an intranet, a local-area network (LAN), and/or a wide-area network (WAN). The communications network 26 may include coaxial cables, copper wires, fiber optic lines, and/or hybrid-coaxial lines. The communications network 26 may even include wireless portions utilizing any portion of the electromagnetic spectrum and any signaling standard (such as the IEEE 802 family of standards, GSM/CDMA/TDMA or any cellular standard, and/or the ISM band). The commu-

nications network 26 may even include powerline portions, in which signals are communicated via electrical wiring. The concepts described herein may be applied to any wireless/wireline communications network, regardless of physical componentry, physical configuration, or communications standard(s).

FIGS. 3-6 are schematics illustrating a learning session 70, according to exemplary embodiments. Before the user can be authenticated, exemplary embodiments may need to learn the user's sketching skills 32. If the authentication server 22 is going to predict the user's authentication sketches, the authentication server 22 must learn the user's sketching skills 32. During the learning session 70, the user may be repetitively prompted to draw one, several, or many pictures of different scenes, places, and/or things. The user, for example, may first be asked to draw a sunset. The user then submits the sketch 36 of their interpretation of the sunset. The user may then be instructed to draw a bicycle, then a flowerpot, then a lamppost. For each prompt the user sketches their interpretation of the requested task. This prompt-and-sketch routine is repeated as long as necessary until the sketching skills 32 of the user are learned.

FIG. 3 thus illustrates the learning session 70. The authentication server 22 accesses a database 72 of subject matter. The database 72 of subject matter stores one or more listings of subject matter for authentication purposes. The database 72 of subject matter is illustrated as being locally stored in the authentication server 22, but the database 72 of subject matter may be remotely stored and accessed from any network location. Regardless, FIG. 3 illustrates the database 72 of subject matter as a listing 74 of nouns. The listing 74 of nouns may be any listing of persons, places, and/or things that the authenticating user may be required to draw. The listing 74 of nouns, for example, may include "bowl," "chair," "fire hydrant," "globe," "tree," and "truck." While FIG. 3 only illustrates several entries in the listing 74 of nouns, in practice the listing 74 of nouns may have hundreds or thousands of entries. The server-side authentication algorithm 62 instructs the processor (illustrated as reference numeral 60 in FIG. 2) to query the database 72 of subject matter to obtain the random subject matter 34. The database 72 of subject matter randomly selects an entry 76 from the listing 74 of nouns. The database 72 of subject matter then responds with the random subject matter 34.

FIG. 4 illustrates prompts for the random subject matter 34. Once the authentication server 22 receives the random subject matter 34, the user is prompted to draw the random subject matter 34. The server-side authentication algorithm 62 sends a capture instruction 80 to the user's client device 20. The capture instruction 80 routes along the communications network 26 to a network address associated with the user's client device 20. When the capture instruction 80 is received, the client-side authentication algorithm 52 inspects the capture instruction 80 for the random subject matter 34. The client-side authentication algorithm 52 then instructs the processor (illustrated as reference numeral 50 in FIG. 2) to generate a prompt 82 to draw the random subject matter 34. The prompt 82, for example, is produced by the touch screen 38 on the user's smart phone 24. The user then proceeds to draw the random subject matter 34 using a fingernail, stylus, or other instrument. The client-side authentication algorithm 52 captures the user's sketch 36 of the random subject matter 34. In this example, the user's sketch 36 of the random subject matter 34 is captured as touch screen data 84 by the user's smart phone 24.

FIG. 5 illustrates a database 90 of profiles. Once the user's sketch 36 of the random subject matter 34 is captured, the



## 5

touch screen data **84** is sent to the authentication server **22**. The client-side authentication algorithm **52** instructs the user's client device **20** to send the touch screen data **84** to the network address associated with the authentication server **22**. When the authentication server **22** receives the touch screen data **84**, the server-side authentication algorithm **62** may store the touch screen data **84** in a profile **92**. The profile **92** may store the touch screen data **84** in association with a user identifier **94** and/or a device identifier **96**. The user identifier **94** may be any information that uniquely identifies the user, such as a username. The user identifier may also be a biometric fingerprint, a facial scan, a retina scan, or any other physical recognition. The device identifier **96** may be any information that uniquely identifies the client device **20**, such as a machine address, network address, or serial number. The server-side authentication algorithm **62** may also associate the touch screen data **84** to the random subject matter **34**. The server-side authentication algorithm **62**, in other words, may now maintain associations between the random subject matter **34**, the user's corresponding sketch **36** (as represented by the touch screen data **84**), the user identifier **94**, and/or the device identifier **96**.

FIG. **6** thus illustrates the cyclic learning session **70**. The server-side authentication algorithm **62** may repeatedly retrieve different random subject matter **34** from the database **72** of subject matter. The capture instruction **80** is sent to the client device **20**. The user is prompted to draw each random subject matter **34**. Each of the user's sketches **36** is captured (such as by the touch screen data **84**) and sent back to the authentication server **22**. The user's sketch **36** may then be associated with the random subject matter **34**.

With several iterations the server-side authentication algorithm **62** begins to acquire the user's sketching skills **32**. As each sketch **36** is obtained, the server-side authentication algorithm **62** builds a repository of the different random subject matter **34** and the user's corresponding sketches **36** (as represented by the touch screen data **84**). The server-side authentication algorithm **62** performs a graphical analysis **100** to compare the different random subject matter **34** and the user's responsive sketches **36**. Over time the server-side authentication algorithm **62** acquires confidence in learning the user's sketching skills **32**. The server-side authentication algorithm **62** thus gains enough information to predict how the user will sketch any subject matter. That is, whatever random subject matter **34** that the user is instructed to draw, the true user's response can be predicted from the sketching skills **32**. Indeed, over time with several or many iterations, the graphical analysis **100** yields a highly accurate estimation of the user's sketching skills **32**.

The graphical analysis **100** may utilize any comparison. There are many schemes that compare the different random subject matter **34** and the user's responsive sketches **36**. Exemplary embodiments, for example, may compare slopes and arcs of lines to ascertain the user's sketching skills **32**. Right-handed people, for example, draw images with different slants and arcs from left-handed people. When arcs and circles are drawn, different artists have different starting and ending points. Linear velocities of lines and circles may also differ between users. Different users may have different measures of detail and/or complexity in their sketches **36**. Different users utilize different depth and perspective in their respective sketches **36**. The graphical analysis **100** may thus utilize any measurement and/or comparison to estimate the user's sketching skills **32**.

FIGS. **7-12** are schematics illustrating cloud-based authentication, according to exemplary embodiments. Now that the user's sketching skills **32** are learned, the user's

## 6

sketching skills **32** may be applied to authentication requests. As FIG. **7** illustrates, when the user of the client device **20** wishes to authenticate, the client-side authentication algorithm **52** sends an authentication notification **110** to the authentication server **22**. Here the authentication notification **110** identifies the device identifier **96** that wishes to authenticate. The device identifier **96** is any information that uniquely identifies the client device **20** wishing to authenticate. The authentication notification **110** routes via the communications network (illustrated as reference numeral **26** in FIG. **1**) to the network address associated with the authentication server **22**. When the authentication server **22** receives the authentication notification **110**, the server-side authentication algorithm **62** is alerted to an authentication attempt from the client device **20**. The server-side authentication algorithm **62** inspects the authentication notification **110** for the device identifier **96**.

The random subject matter **34** is then selected. The server-side authentication algorithm **62** instructs the authentication server **22** to query the database **72** of subject matter for the random subject matter **34**. The database **72** of subject matter then responds with the random subject matter **34**. The server-side authentication algorithm **62** instructs the authentication server **22** to send an authentication instruction **112** to the client device **20**. The authentication instruction **112** includes information that identifies the random subject matter **34** selected by the database **72** of subject matter. The authentication instruction **112** routes via the communications network **26** to the network address associated with the requesting client device **20**.

FIG. **8** illustrates the prompt **82** for the random subject matter **34**. When the client device **20** receives the authentication instruction **112**, the client-side authentication algorithm **52** inspects the authentication instruction **112** for the random subject matter **34**. The client device **20** generates the prompt **82** to draw the random subject matter **34**. FIG. **8** again illustrates the prompt **82** produced by the touch screen **38** on the user's smart phone **24**. The prompt **82** visually presents a textual version **114** of the random subject matter **34** (such as "Please draw a hamburger to authenticate").

FIG. **9** illustrates a capture of the user's sketch **36**. Once the prompt **82** is presented, the user begins drawing her version of the random subject matter **34**. The user places her fingernail or stylus to the touch screen **38** and proceeds to draw her interpretation of the random subject matter **34**. The client-side authentication algorithm **52** captures the user's sketch **36** as the touch screen data **84**. When the user's sketch **36** is complete, the user may touch or click some icon (such as a "Done" graphical control **116**). The user may also make a different input, such as a "double tap" on the touch screen **38**. Regardless, the user informs the client-side authentication algorithm **52** that the sketch **36** is complete. The touch screen data **84** is then electronically captured and stored at least temporarily in the memory of the client device **20**.

Exemplary embodiments may also guide the user. When the client device **20** generates the prompt **82** to draw the random subject matter **34**, the prompt **82** may also help the user draw her interpretation of the random subject matter **34**. Instead of merely displaying the textual version **114** of the random subject matter **34** (such as "Please draw a hamburger to authenticate"), exemplary embodiments may partially display some of the random subject matter **34**. The prompt **82** would then instruct the user to complete the drawing. For example, if the random subject matter **34** is the "hamburger," then exemplary embodiments may graphically illustrate a bun on the touch screen **38**. The prompt **82** may



then instruct the user to complete the drawing, with or without revealing the random subject matter 34. The user may then draw, or fill in, the details that accompany her interpretation of the random subject matter 34. The client-side authentication algorithm 52 then captures the user's sketch 36 as the touch screen data 84.

FIG. 10 illustrates an authentication request 120. Once the user's sketch 36 of the random subject matter 34 is captured, exemplary embodiments send the touch screen data 84 to the authentication server 22. The client-side authentication algorithm 52 instructs the client device 20 to send the authentication request 120. The authentication request 120 routes along the communications network (illustrated as reference numeral 26 in FIG. 1) to the network address associated with the authentication server 22. Here, though, the authentication request 120 may also include the touch screen data 84 and the device identifier 96 that wishes to authenticate. When the authentication server 22 receives the authentication request 120, the server-side authentication algorithm 62 may now authenticate the client device 20.

FIG. 11 illustrates the authentication. The server-side authentication algorithm 62 needs to determine if the user's sketch 36, represented by the touch screen data 84, is truly the artistic work expected from the client device 20 (e.g., the device identifier 96). So, before authentication can be performed, the server-side authentication algorithm 62 may predict what to graphically expect from the client device 20.

Exemplary embodiments may thus retrieve the user's sketching skills 32. Because the device identifier 96 identifies the client device 20 that wishes to authenticate, the server-side authentication algorithm 62 queries the database 90 of profiles for the device identifier 96 that wishes to authenticate. Here, though, the database 90 of profiles retrieves and responds with the sketching skills 32 associated with the device identifier 96.

The freehand model 42 may now be built. As earlier paragraphs explained, the sketching skills 32 describe the freehand sketching capabilities associated with the device identifier 96. The server-side authentication algorithm 62 may thus use the sketching skills 32 to generate the freehand model 42. The client-side authentication algorithm 52 may call or invoke a graphing program 130 that generates the freehand model 42 of the random subject matter 34, using the sketching skills 32 associated with the device identifier 96 wishing to authenticate. Exemplary embodiments, in other words, may generate an electronic representation of the same random subject matter 34, using the sketching skills 32 of the true person wishing to authenticate.

The user's sketch 36 may now be compared. The server-side authentication algorithm 62 compares the touch screen data 84 to the freehand model 42 generated from the sketching skills 32 of the true person wishing to authenticate. The server-side authentication algorithm 62 may use any graphical comparison 132 to determine a similarity 134 between the touch screen data 84 and the freehand model 42. If the user is truly who she purports to be, then her touch screen data 84 will sufficiently match the freehand model 42 generated from her own sketching skills 32. If her touch screen data 84 does not match the freehand model 42, then perhaps an imposter or rogue is attempting to authenticate.

The similarity 134 may thus be compared to a threshold 136. The similarity 134 may be any measurement of how closely the touch screen data 84 matches the freehand model 42. The graphical comparison 132, for example, may measure the similarity 134 between shapes and/or style. The graphical comparison 132 may additionally or alternatively measure a velocity of strokes, direction of strokes, and/or

pressure or force of strokes. Starting locations, ending locations, and/or transition locations may be compared. However the similarity 134 is measured, the similarity 134 may be compared to the threshold 136. The threshold 136 may be any value, or values, that define or determine a minimum similarity 134 between the touch screen data 84 and the freehand model 42. The threshold 136, for example, may be an error function that generates a maximum error between the user's sketch 36 (using the touch screen data 84) and the freehand model 42 generated from the sketching skills 32. If the user is truly who she purports to be, then her touch screen data 84 will match, satisfy, or equal the freehand model 42 to within the threshold 136. If her touch screen data 84 does not match the freehand model 42, then the authentication may fail.

FIG. 12 illustrates an authentication response 138. Once the graphical comparison 132 is complete, the server-side authentication algorithm 62 makes an authentication decision 140. If the similarity 134 satisfied the threshold 136, then the authentication decision 140 may be an affirmation or permission. If the similarity 134 fails to satisfy the threshold 136, then the authentication decision 140 may be a denial of access. The authentication decision 140 is sent from the authentication server 22 as the authentication response 138. The authentication response 138 communicates to the network address associated with the requesting client device 20. When the client device 20 receives the authentication response 138, the client-side authentication algorithm 52 also obtains the authentication decision 140. If the authentication decision 140 is the affirmation, then the client-side authentication algorithm 52 may access whatever permissions are available from the authentication server 22. If the client-side authentication algorithm 52 obtains the denial, though, then authentication failed.

FIGS. 13-19 are more schematics illustrating authentication, according to exemplary embodiments. Here authentication may be based on the user identifier 94 associated with the user. Many computers, tablets, and other client devices are shared by multiple users (such as members of a household). Exemplary embodiments may thus also authenticate different users that share the same client device 20. The current user of the client device 20 inputs their unique user identifier 94, such as a username. The user identifier 94, though, may also be a biometric identifier, such as a scan of a fingerprint, face, or retina.

The learning session 70, though, is repeated for each different user. Because the client device 20 may be shared, each different user may thus have some login credential, such as the user identifier 94. The user logs on to the client device 20 and completes the learning session 70 to recursively learn the user's sketching skills 32. Whenever any sharing user wishes to authenticate, the graphical sketch-based authentication may proceed. Many details of this shared-device authentication are the same, so the similar details are only briefly reviewed.

FIG. 14 thus illustrates the authentication notification 110. When one of the sharing users wishes to authenticate, the client-side authentication algorithm 52 sends the authentication notification 110 to the authentication server 22. Here, though, the authentication notification 110 includes the user identifier 94 associated with the current user of the client device 20. When the authentication server 22 receives the authentication notification 110, the server-side authentication algorithm 62 is alerted to an authentication attempt from the current user of the client device 20. The server-side authentication algorithm 62 inspects the authentication notification 110 for the user identifier 94.



The random subject matter **34** is then selected. The server-side authentication algorithm **62** queries the database **72** of subject matter for the random subject matter **34**. The database **72** of subject matter randomly selects one of its entries (illustrated as reference numeral **76** from the listing **74** of nouns in FIG. **13**). The database **72** of subject matter responds to the query with the random subject matter **34**, and the authentication server **22** sends the authentication instruction **112** to the client device **20**.

FIG. **15** illustrates the prompt **82** for the random subject matter **34**. When the client device **20** receives the authentication instruction **112**, the client-side authentication algorithm **52** inspects the authentication instruction **112** for the random subject matter **34**. The client-side authentication algorithm **52** causes the client device **20** to generate the prompt **82** to draw the random subject matter **34**. FIG. **15** again illustrates the prompt **82** produced by the touch screen **38** on the user's smart phone **24**. The prompt **82** visually presents the textual version **114** of the random subject matter **34** (e.g., "Please draw a hamburger to authenticate").

The user's sketch **36** is captured. As FIG. **16** illustrates, the user draws her version of the random subject matter **34**. The client-side authentication algorithm **52** captures the user's sketch **36** as the touch screen data **84**. The touch screen data **84** is stored in the memory of the client device **20**.

FIG. **17** illustrates the authentication request **120**. Once the user's sketch **36** of the random subject matter **34** is captured, exemplary embodiments send the touch screen data **84** to the authentication server **22**. The authentication request may include the touch screen data **84** and the user identifier **94** associated with the current user of the client device **20**. When the authentication server **22** receives the authentication request **120**, the server-side authentication algorithm **62** may now authenticate the current user of the client device **20**.

FIG. **18** illustrates the authentication. The server-side authentication algorithm **62** determines if the user's sketch **36**, represented by the touch screen data **84**, is truly the artistic work expected from the user identifier **94**. So, the server-side authentication algorithm **62** queries the database **90** of profiles for the user identifier **94** that wishes to authenticate. The database **90** of profiles retrieves and responds with the sketching skills **32** associated with the user identifier **94**.

The freehand model **42** is built. As earlier paragraphs explained, the sketching skills **32** describe the freehand sketching capabilities associated with the user identifier **94**. The server-side authentication algorithm **62** may thus use the sketching skills **32** to generate the freehand model **42**. The server-side authentication algorithm **62** may call or invoke the graphing program **130** that generates the freehand model **42** of the random subject matter **34**, using the sketching skills **32** associated with the user identifier **94** wishing to authenticate.

The user's sketch **36** may now be compared. The server-side authentication algorithm **62** compares the touch screen data **84** to the freehand model **42** generated from the sketching skills **32** associated with the user identifier **94**. The server-side authentication algorithm **62** may perform the graphical comparison **132** to determine the similarity **134** between the touch screen data **84** and the freehand model **42**. If the user is truly who she logged in as (e.g., the user identifier **94**), then her touch screen data **84** will sufficiently match the freehand model **42** generated from her own sketching skills **32**, perhaps within the threshold **136**. If her

touch screen data **84** does not match the freehand model **42**, then perhaps an imposter or rogue is attempting to authenticate.

FIG. **19** illustrates the authentication response **138**. Once the graphical comparison **132** is complete, the server-side authentication algorithm **62** makes the authentication decision **140**. If the similarity **134** satisfied the threshold **136**, then the authentication decision **140** may be the affirmation, thus allowing the client device **20** to access services and features. If the similarity **134** fails to satisfy the threshold **136**, then the authentication decision **140** may be the denial. The authentication server **22** sends the authentication decision **140** as the authentication response **138**. When the client device **20** receives the authentication response **138**, the client-side authentication algorithm **52** also obtains the authentication decision **140**. If the authentication decision **140** is the affirmation, then the client-side authentication algorithm **52** may access whatever permissions are available from the authentication server **22**. If the client-side authentication algorithm **52** obtains the denial, though, then authentication failed.

FIG. **20** is a schematic illustrating a rejection **150** of the random subject matter **34**, according to exemplary embodiments. Here exemplary embodiments may determine that the random subject matter **34**, selected from the database **72** of subject matter, is too complicated for the sketching skills **32** of the authenticating user. As earlier paragraphs explained, when the authentication server **22** receives the authentication notification **110** from the client device **20**, the authentication server **22** is alerted to an authentication attempt by the user of the client device **20**. The authentication server **22** then queries for the random subject matter **34**.

Here the authentication server **22** may compare the random subject matter **34** to the sketching skills **32** of the authenticating user. As FIG. **20** illustrates, the random subject matter **34** may have an associated level **152** of difficulty. That is, each entry **76** in the database **72** of subject matter may have the associated level **152** of difficulty. Each level **152** of difficulty represents any measurement or evaluation of how hard the corresponding random subject matter **34** is to draw. Exemplary embodiments, then, may assign numerical values to different levels **152** of difficulties. Complicated subject matter, for example, may have a high level **152** of difficulty on a spectrum **154** of difficulty. Easy subject matter, though, may have a low level **152** of difficulty on the spectrum **154** of difficulty.

Each user's sketching skills **32**, likewise, may also have an associated level **156** of capability. The level **156** of capability represents any measurement or evaluation of the corresponding user's ability to draw pictures. The user's sketching skills **32** may be evaluated and assigned the level **156** of capability on a spectrum **158** of capability. Exemplary embodiments, then, may assign numerical values to different levels **156** of capability. If the user's sketching skills **32** are determined to be highly capable, then the user's level **156** of capability may be highly ranked on the spectrum **158** of capability. If the user's sketching skills **32** are determined to be unskilled or incapable, then the user's level **156** of capability may be lowly ranked on the spectrum **158** of capability. Exemplary embodiments may thus compare the random subject matter **34** to the sketching skills **32** of the authenticating user.

The level **152** of difficulty may be compared to the user's level **156** of capability. If the level **152** of difficulty exceeds the user's level **156** of capability, the server-side authentication algorithm **62** may have discretion to reject or decline the random subject matter **34** retrieved from the database **72**



## 11

of subject matter. The random subject matter 34 may be too complicated, or beyond the capabilities, of the authenticating user. If the random subject matter 34 is too complicated, authentication may be too inaccurate for reliable results. The server-side authentication algorithm 62 may, instead, query the database 72 of subject matter for another, second random subject matter 34. Indeed, the query may specify the user's level 156 of capability, thus instructing the database 72 of subject matter to only retrieve entries 76 having the level 152 of difficulty as less than or equal to the user's level 156 of capability.

Exemplary embodiments may also compute a difference 160. When the random subject matter 34 is retrieved from the database 72 of subject matter, the server-side authentication algorithm 62 may compute the difference 160 between the user's level 156 of capability and the level 152 of difficulty assigned to the random subject matter 34. That is, the numerical difference 160 may be computed from

$$L_{Capability} - L_{Difficulty} = L_{Diff}$$

where  $L_{Capability}$  denotes the user's level 156 of capability and  $L_{Difficulty}$  is the level 152 of difficulty assigned to the random subject matter 34. If  $L_{Diff}$  is zero (0) or positive, then the random subject matter 34 may be within the sketching skills 32 of the user. When, however,  $L_{Diff}$  is negative, the random subject matter 34 may be too complicated for the sketching skills 32 of the user. Different random subject matter 34 may need to be chosen.

FIGS. 21-22 are schematics further illustrating the database 72 of subject matter, according to exemplary embodiments. Here the database 72 of subject matter may store the listing 74 of nouns and a listing 170 of verbs. As an earlier paragraph explained, the listing 74 of nouns may be any listing of persons, places, and/or things that the authenticating user may be required to draw. The listing 170 of verbs may be any listing of action words and/or modifiers. The listing 170 of verbs, for example, may include "running," "sleeping," "driving," and "planting." When the database 72 of subject matter is queried for the random subject matter 34, exemplary embodiments may select an entry 76 from both the listing 74 of nouns and the listing 170 of verbs. That is, the database 72 of subject matter randomly selects the entry 76 from the listing 74 of nouns and another random entry 172 from the listing 170 of verbs. The database 72 of subject matter then pairs the two randomly selected entries 76 and 172 as the random subject matter 34. As FIG. 21 illustrates, the database 72 of subject matter, for example, may retrieve "tractor" as the entry 76 from the listing 74 of nouns and "firing" as the another random entry 172 from the listing 170 of verbs. The database 72 of subject matter then pairs "tractor" and "firing" as "tractor firing" to create the random subject matter 34. The authentication instruction 112 is then sent, and the authenticating user is then prompted to draw "tractor firing," as this disclosure earlier explained.

Some pairings, however, may seem senseless. The exemplary pairing "tractor firing" may make little lexical sense. Indeed, some pairings (such as "ball sleeping" or "tree driving") may be difficult to conceptualize and draw. Still, though, exemplary embodiments may prompt the user to draw whatever pairing is selected by the database 72 of subject matter. Alternatively, exemplary embodiments may only pair noun and verb combinations that have recognized lexical usage and/or linguistic meaning. Some nouns, in other words, may only have a limited number of possible pairings with verbs that have linguistic meaning.

FIG. 22 thus illustrates predefined noun and verb pairings. Here the database 72 of subject matter may store a listing

## 12

180 of noun-verb pairings. Each entry 76 in the listing 180 of noun-verb pairings is a pre-selected noun-verb combination that is lexically or linguistically recognized. While some noun-verb pairings may have greater usage or meaning, the noun-verb pairings are chosen for authentication purposes. The database 72 of subject matter retrieves one of the noun-verb pairings as the random subject matter 34. The authenticating user is then prompted to draw the noun-verb pairing, as this disclosure earlier explained.

FIG. 23 is a schematic further illustrating the database 72 of subject matter, according to exemplary embodiments. Here the database 72 of subject matter may be remotely located and accessed from any location in the communications network 26. FIG. 23, for example, illustrates the database 72 of subject matter being stored in memory of a remote server 190. The remote server 190 has a microprocessor, ASIC, or other hardware component that manages queries to, and responses from, the database 72 of subject matter. When the authentication server 22 needs the random subject matter 34, the server-side authentication algorithm 62 causes the authentication server 22 to send a query 192 to the database 72 of subject matter. The query 192 routes through the communications network 26 to the network address associated with the remote server 190. The database 72 of subject matter retrieves the random subject matter 34 and sends a response 194.

FIGS. 24-25 are schematics illustrating local authentication, according to exemplary embodiments. Earlier paragraphs explained how the client device 20 may use the remote authentication server 22 for cloud-based, authentication services. Here, exemplary embodiments include a local solution in which the client device 20 itself authenticates the user.

FIG. 24 illustrates the learning session 70. Here the client device 20 learns the user's sketching skills 32. Once again the user is repetitively prompted to draw pictures of different scenes, places, and/or things. This prompt-and-sketch routine is repeated as long as necessary until the sketching skills 32 of the user are learned. FIG. 24 illustrates the database 72 of subject matter being locally stored in the client device 20, but the database 72 of subject matter may be remotely stored and accessed (as FIG. 23 illustrated). The client-side authentication algorithm 52 recursively prompts the user to draw the random subject matter 34. The client-side authentication algorithm 52 queries the database 72 of subject matter for the random subject matter 34. The client-side authentication algorithm 52 generates the prompt 82 to draw the random subject matter 34, and the user creates the sketch 36 of the random subject matter 34. The client-side authentication algorithm 52 captures the data 40 that describes the user's sketch 36 (perhaps as the touch screen data 84).

The database 90 of profiles may also be locally stored. Once the user's sketch 36 of the random subject matter 34 is captured, the touch screen data 84 may be stored in the user's profile 92. Because the client device 20 may be shared among multiple users, each different user may establish their own profile 92. The profile 92 associates the touch screen data 84 with the user identifier 94 of the user. The client-side authentication algorithm 52 may also associate the touch screen data 84 to the random subject matter 34.

This learning session 70 repeats. The client-side authentication algorithm 52 may repeatedly retrieve different random subject matter 34 from the database 72 of subject matter. The user is prompted to draw each random subject matter 34. Each of the user's sketches 36 is captured (such as by the touch screen data 84) and stored in the user's profile 92. The user's sketch 36 may then be associated with



13

the random subject matter **34**. This cyclic learning session **70** is repeated until the user's sketching skills **32** are determined.

FIG. **25** illustrates authentication. Now that the user's sketching skills **32** are learned, the user's sketching skills **32** may be applied to authentication requests. When the current user of the client device **20** wishes to authenticate, the client-side authentication algorithm **52** queries the database **72** of subject matter for the random subject matter **34**. The database **72** of subject matter selects the random subject matter **34**, and the client-side authentication algorithm **52** instructs the processor **50** to generate the prompt **82**. The prompt **82** is visually displayed on a display device **200** (such as the touch screen **38** of the smart phone **24**, illustrated in FIG. **1**), and the prompt **82** instructs the user to draw the random subject matter **34** (such as "Please draw a 'hamburger' to authenticate," as previously explained and illustrated). The user draws the random subject matter **34**, and the data **40** (such as the touch screen data **84**) is captured. The client-side authentication algorithm **52** retrieves the sketching skills **32** associated with the user identifier **94**. The client-side authentication algorithm **52** generates the freehand model **42** of the random subject matter **34**, using the sketching skills **32** associated with the user identifier **94** wishing to authenticate. The client-side authentication algorithm **52** compares the data **40** to the freehand model **42** using the graphical comparison **132**. The similarity **134** is determined and compared to the threshold **136**. If the similarity **134** satisfies the threshold **136**, then the client-side authentication algorithm **52** may authenticate the user. If the similarity **134** does not satisfy the threshold **136**, then the authentication may fail.

Exemplary embodiments may use two-dimensional and three-dimensional images. When the user is prompted to draw the random subject matter **34**, exemplary embodiments may request a 2-D or 3-D rendering. If the user is prompted to draw a "house," for example, the user may be required to draw a two-dimensional "house" or a three-dimensional, isometric "house." Similarly, the freehand model **42** of the random subject matter **34** may also be generated in two-dimensions or three-dimensions.

FIG. **26** is a schematic illustrating authentication using physical building blocks, according to exemplary embodiments. As computing advances, the inventors foresee increased use and popularity of surface computing. Here the client device **20** is illustrated as a surface computer **210** having an interactive display **212**. One or more legs **214** may support the surface computer **210**, such that the interactive display **212** is generally flat or horizontal like a table. The interactive display **212**, however, may have any orientation. Regardless, a designer, architect, or other user may place physical building blocks **216** onto the interactive display **212**. The user arranges the building blocks **216** into a physical model **218** of any structure. The building blocks **216** may have a variety of shapes, thus allowing the user to build models of buildings, cars, component parts, or any other structure. As the user places and/or stacks the building blocks **216**, an internal camera **220** peers upward through the interactive display **212** and captures digital pictures of an arrangement of the building blocks **216**. The surface computer **210** analyzes the digital pictures and maps a location and identity of each building block **216**. The surface computer **210** may thus create a computer model of the physical model **218** built atop the interactive display **212**. Because surface computers are known to those of ordinary skill in the art, this disclosure need not provide a detailed explanation.

14

The physical building blocks **216** may be used for authentication. When the user wishes to authenticate, the user may be prompted to arrange the building blocks **216** into the random subject matter **34**. That is, the surface computer **210** executes the client-side authentication algorithm **52** and generates the prompt **82** for the random subject matter **34** (as earlier paragraphs explained). Here, though, instead of drawing the random subject matter **34**, the user arranges the building blocks **216** into the physical model **218** of the random subject matter **34**. The client-side authentication algorithm **52** causes the internal camera **220** to capture a digital image of the user's physical model **218** of the random subject matter **34**.

A comparison is then made. Because the user arranges the building blocks **216**, here the client-side authentication algorithm **52** generates a two-dimensional or three-dimensional model **222** of the random subject matter **34**. The model **222** is generated using the user's construction skills **224** learned over time. The user's construction skills **224** are learned from the learning session **70** as earlier explained, but here the user is repeatedly prompted to build two-dimensional and/or three-dimensional models of different random subject matter **34**. If the authenticating user is truly who she purports to be, then exemplary embodiments may predict how she will arrange the building blocks **216** into the random subject matter **34**. If the images and/or locations of the user's physical model **218** (built atop the interactive display **212**) matches the model **222** generated using the user's construction skills **224**, then the user may be authenticated.

FIG. **27** is a schematic illustrating gesture-based authentication, according to exemplary embodiments. When the user wishes to authenticate, here the user may be prompted to perform some physical gesture **230** that matches the random subject matter **34**. The random subject matter **34**, for example, may be "fly buzzing." The user would then be prompted (via the prompt **82**) to perform the physical gesture **230** of a "fly buzzing." The client device **20** interfaces with an imaging system **232** (such as a digital camera) to capture video data **234** of the user performing her physical interpretation of a "fly buzzing." Exemplary embodiments may then compare the video data **234** to a gesture model **236** learned over time from gesture skills **238**. The learning session **70**, for example, may cyclically prompt the user to perform various gestures, and the user's physical interpretations are analyzed to develop the gesture skills **238**. Whenever the user wishes to authenticate, the user's gesture skills **238** may be used to generate the gesture model **236** of the random subject matter **34**. If the authenticating user is truly who she purports to be, then exemplary embodiments may predict how she will physically interpret the random subject matter **34**. If the video data **234** matches the gesture model **236**, then the user may be authenticated.

FIGS. **28-30** are flowcharts illustrating a method or algorithm for authenticating users, according to exemplary embodiments. A user is prompted to provide an input (Block **250**). The user's input is received (Block **252**) and analyzed for the user's skills (Block **254**). This learning session **70** is repeated to learn the user's skills (Block **216**). When the user wishes to authenticate (Block **258**), the random subject matter **34** is retrieved (Block **260**). The random subject matter **34** is compared to the user's skills (Block **262**).

The algorithm continues with FIG. **29**. If the random subject matter **34** is too complicated for the user's skills (Block **264**), then the random subject matter **34** may be rejected (Block **266**) and different subject matter is selected (see Block **260** of FIG. **28**). The user is prompted to interpret



## 15

the random subject matter 34 (Block 268). The user's input is received (Block 270). A model of the random subject matter 34 is generated using the skills (Block 272). The user's interpretation of the random subject matter 34 is compared to the model of the random subject matter 34 generated from the skills (Block 274).

The algorithm continues with FIG. 30. If the user's interpretation matches the model (Block 276), then the user may be authenticated (Block 278). If the user's interpretation fails to match the model (Block 276), then authentication may be denied (Block 280).

FIG. 31 is a schematic illustrating still more exemplary embodiments. FIG. 31 is a more detailed diagram illustrating a processor-controlled device 300. As earlier paragraphs explained, the client-side authentication algorithm 52 and/or the server-side authentication algorithm 62 may operate in any processor-controlled device. FIG. 31, then, illustrates the client-side authentication algorithm 52 and/or the server-side authentication algorithm 62 stored in a memory subsystem of the processor-controlled device 300. One or more processors communicate with the memory subsystem and execute either or both applications. Because the processor-controlled device 300 is well-known to those of ordinary skill in the art, no further explanation is needed.

FIG. 32 depicts still more operating environments for additional aspects of the exemplary embodiments. FIG. 32 illustrates that the exemplary embodiments may alternatively or additionally operate within other processor-controlled devices 300. FIG. 32, for example, illustrates that the client-side authentication algorithm 52 and/or the server-side authentication algorithm 62 may entirely or partially operate within a set-top box ("STB") (302), a personal/digital video recorder (PVR/DVR) 304, personal digital assistant (PDA) 306, a Global Positioning System (GPS) device 308, an interactive television 310, an Internet Protocol (IP) phone 312, a pager 314, a cellular/satellite phone 316, or any computer system, communications device, or any processor-controlled device utilizing a digital signal processor (DP/DSP) 318. The processor-controlled device 300 may also include watches, radios, vehicle electronics, clocks, printers, gateways, mobile/implantable medical devices, and other apparatuses and systems. Because the architecture and operating principles of the various processor-controlled devices 300 are well known, the hardware and software componentry of the various processor-controlled devices 300 are not further shown and described.

Exemplary embodiments may be physically embodied on or in a computer-readable storage medium. This computer-readable medium, for example, may include CD-ROM, DVD, tape, cassette, floppy disk, optical disk, memory card, memory drive, and large-capacity disks. This computer-readable medium, or media, could be distributed to end-subscribers, licensees, and assignees. A computer program product comprises processor-executable instructions for authenticating users, as the above paragraphs explained.

While the exemplary embodiments have been described with respect to various features, aspects, and embodiments, those skilled and unskilled in the art will recognize the exemplary embodiments are not so limited. Other variations, modifications, and alternative embodiments may be made without departing from the spirit and scope of the exemplary embodiments.

## 16

The invention claimed is:

1. A method, comprising:

receiving, by a processor, an electronic request sent from a network address associated with a device, the electronic request requesting authentication of a user of the device;

querying, by the processor, an electronic database for a noun, the electronic database stored in a memory accessible to the processor;

sending, by the processor, an authentication instruction to the network address associated with the device, the authentication instruction including an electronic prompt to draw subject matter incorporating the noun;

receiving, by the processor, an electronic sketch sent from the network address associated with the device, the electronic sketch describing the subject matter incorporating the noun drawn by the user requesting the authentication; and

authenticating, by the processor, the user based on the electronic sketch of the subject matter.

2. The method of claim 1, further comprising storing an electronic listing of different noun words in the electronic database.

3. The method of claim 2, further comprising randomly selecting an entry in the electronic listing of different noun words.

4. The method of claim 1, further comprising receiving the electronic sketch comprising touch screen data, the touch screen data describing the subject matter incorporating the noun drawn by the user requesting the authentication.

5. The method of claim 1, further comprising retrieving a sketching skill.

6. The method of claim 5, further comprising generating a freehand model of the subject matter incorporating the noun using the sketching skill.

7. The method of claim 6, further comprising comparing the freehand model to the electronic sketch.

8. A system, comprising:

a processor; and

a memory storing instructions that, when executed by the processor, cause the processor to perform operations, the operations comprising:

receiving an electronic request sent from a network address associated with a device, the electronic request requesting authentication of a user of the device;

querying an electronic database for a noun;

sending an authentication instruction to the network address associated with the device, the authentication instruction including an electronic prompt to draw subject matter incorporating the noun;

receiving an electronic sketch sent from the network address associated with the device, the electronic sketch comprising the subject matter incorporating the noun drawn by the user requesting the authentication; and

authenticating the user based on the electronic sketch of the subject matter incorporating the noun.

9. The system of claim 8, wherein the operations further comprise storing an electronic listing of different noun words in the electronic database.

10. The system of claim 9, wherein the operations further comprise randomly selecting an entry in the electronic listing of different noun words.

11. The system of claim 8, wherein the operations further comprise receiving touch screen data representing the subject matter incorporating the noun drawn by the user requesting the authentication.

12. The system of claim 8, wherein the operations further comprise retrieving a sketching skill.

17

13. The system of claim 12, wherein the operations further comprise generating a freehand model of the subject matter incorporating the noun using the sketching skill.

14. The system of claim 13, wherein the operations further comprise comparing the freehand model to the electronic sketch.

15. A memory storing instructions that when executed cause a processor to perform operations, the operations comprising:

receiving an electronic request sent from a network address associated with a device, the electronic request requesting authentication of a user of the device;

querying an electronic database for a noun;

sending an authentication instruction to the network address associated with the device, the authentication instruction including an electronic prompt to draw subject matter incorporating the noun;

receiving an electronic sketch sent from the network address associated with the device, the electronic sketch describing the subject matter incorporating the noun drawn by the user requesting the authentication; and

18

authenticating the user based on the electronic sketch of the subject matter incorporating the noun drawn by the user.

16. The memory of claim 15, wherein the operations further comprise storing an electronic listing of different noun words in the electronic database.

17. The memory of claim 16, wherein the operations further comprise randomly selecting an entry in the electronic listing of different noun words.

18. The memory of claim 15, wherein the operations further comprise receiving touch screen data representing the subject matter incorporating the noun drawn by the user requesting the authentication.

19. The memory of claim 15, wherein the operations further comprise retrieving a sketching skill.

20. The memory of claim 19, wherein the operations further comprise generating a freehand model of the subject matter incorporating the noun.

\* \* \* \* \*