US009659049B2

(12) **United States Patent**
Dunn

(10) **Patent No.: US 9,659,049 B2**
(45) **Date of Patent: *May 23, 2017**

(54) **CREATING AND MANAGING GRANULAR RELATIONSHIPS ON AN ONLINE SOCIAL NETWORK**

(71) Applicant: **salesforce.com, inc.**, San Francisco, CA (US)

(72) Inventor: **Zachary J. Dunn**, San Francisco, CA (US)

(73) Assignee: **salesforce.com, inc.**, San Francisco, CA (US)

(*) Notice: Subject to any disclaimer, the term of this patent is extended or adjusted under 35 U.S.C. 154(b) by 150 days.

This patent is subject to a terminal disclaimer.

(21) Appl. No.: **14/689,981**

(22) Filed: **Apr. 17, 2015**

(65) **Prior Publication Data**

US 2015/0220587 A1 Aug. 6, 2015

Related U.S. Application Data

(63) Continuation of application No. 13/280,086, filed on Oct. 24, 2011, now Pat. No. 9,208,187.

(60) Provisional application No. 61/500,979, filed on Jun. 24, 2011.

(51) **Int. Cl.**

G06F 17/30	(2006.01)
G06Q 50/00	(2012.01)
H04L 29/08	(2006.01)

(52) **U.S. Cl.**

CPC ***G06F 17/30345*** (2013.01); ***G06F 17/3089*** (2013.01); ***G06F 17/30867*** (2013.01); ***G06Q 50/01*** (2013.01); ***H04L 67/10*** (2013.01)

(58) **Field of Classification Search**

CPC G06Q 10/10; G06Q 10/063; G06Q 50/01; G06F 17/30011; G06F 9/4443; G06F 17/30867; G06F 17/30607; G06F 17/30696; G06F 17/30719; G06F 17/30864;

(Continued)

(56) **References Cited**

U.S. PATENT DOCUMENTS

5,577,188	A	11/1996	Zhu
5,608,872	A	3/1997	Schwartz et al.
5,649,104	A	7/1997	Carleton et al.

(Continued)

OTHER PUBLICATIONS

U.S. Appl. No. 14/338,882, filed Jul. 23, 2014, Fischer et al.

(Continued)

Primary Examiner — Sargon Nano
(74) *Attorney, Agent, or Firm* — Weaver Austin Villeneuve & Sampson LLP

(57) **ABSTRACT**

This disclosure provides some implementations of methods, apparatus, systems, and computer program products for creating and managing granular relationships on an online social network. In some implementations, a request to generate an information feed is associated with configuration information, which identifies a source of information updates. Each of the information updates can be of a certain type. The configuration information identifies one or more of these types. An information update can be selected from the identified information source. The selected information update has one or more of the types associated therewith. The requested information feed is generated to include the selected information update and displayed on a display device.

20 Claims, 19 Drawing Sheets

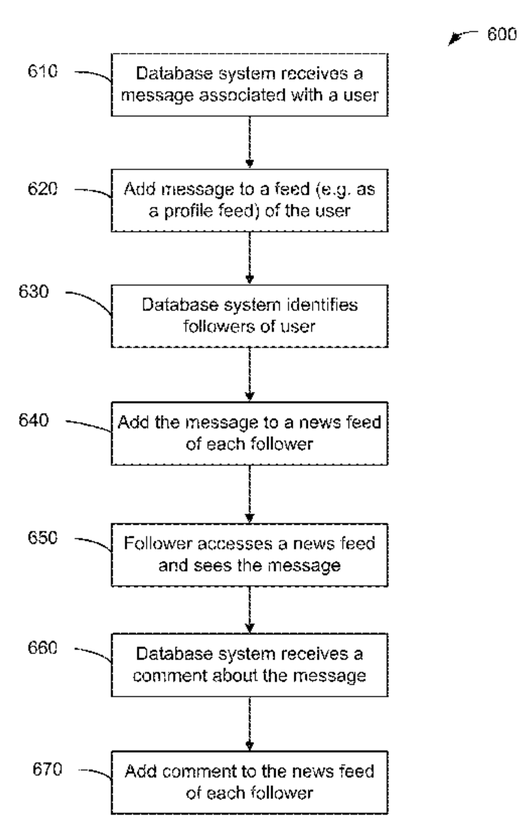

(58) **Field of Classification Search**
CPC G06F 17/3089; G06F 17/30991; G06F 17/211; H04L 51/32
See application file for complete search history.

(56) **References Cited**

U.S. PATENT DOCUMENTS

5,715,450 A 2/1998 Ambrose et al.
5,761,419 A 6/1998 Schwartz et al.
5,819,038 A 10/1998 Carleton et al.
5,821,937 A 10/1998 Tonelli et al.
5,831,610 A 11/1998 Tonelli et al.
5,873,096 A 2/1999 Lim et al.
5,918,159 A 6/1999 Fomukong et al.
5,963,953 A 10/1999 Cram et al.
5,983,227 A 11/1999 Nazem et al.
6,092,083 A 7/2000 Brodersen et al.
6,161,149 A 12/2000 Achacoso et al.
6,169,534 B1 1/2001 Raffel et al.
6,178,425 B1 1/2001 Brodersen et al.
6,189,011 B1 2/2001 Lim et al.
6,216,133 B1 4/2001 Masthoff
6,216,135 B1 4/2001 Brodersen et al.
6,233,617 B1 5/2001 Rothwein et al.
6,236,978 B1 5/2001 Tuzhilin
6,266,669 B1 7/2001 Brodersen et al.
6,288,717 B1 9/2001 Dunkle
6,295,530 B1 9/2001 Ritchie et al.
6,324,568 B1 11/2001 Diec et al.
6,324,693 B1 11/2001 Brodersen et al.
6,336,137 B1 1/2002 Lee et al.
D454,139 S 3/2002 Feldcamp et al.
6,367,077 B1 4/2002 Brodersen et al.
6,393,605 B1 5/2002 Loomans
6,405,220 B1 6/2002 Brodersen et al.
6,411,949 B1 6/2002 Schaffer
6,434,550 B1 8/2002 Warner et al.
6,446,089 B1 9/2002 Brodersen et al.
6,535,909 B1 3/2003 Rust
6,549,908 B1 4/2003 Loomans
6,553,563 B2 4/2003 Ambrose et al.
6,560,461 B1 5/2003 Fomukong et al.
6,574,635 B2 6/2003 Stauber et al.
6,577,726 B1 6/2003 Huang et al.
6,601,087 B1 7/2003 Zhu et al.
6,604,117 B2 8/2003 Lim et al.
6,604,128 B2 8/2003 Diec et al.
6,609,150 B2 8/2003 Lee et al.
6,621,834 B1 9/2003 Scherpbier et al.
6,654,032 B1 11/2003 Zhu et al.
6,665,648 B2 12/2003 Brodersen et al.
6,665,655 B1 12/2003 Warner et al.
6,684,438 B2 2/2004 Brodersen et al.
6,711,565 B1 3/2004 Subramaniam et al.
6,724,399 B1 4/2004 Katchour et al.
6,728,702 B1 4/2004 Subramaniam et al.
6,728,960 B1 4/2004 Loomans et al.
6,732,095 B1 5/2004 Warshavsky et al.
6,732,100 B1 5/2004 Brodersen et al.
6,732,111 B2 5/2004 Brodersen et al.
6,754,681 B2 6/2004 Brodersen et al.
6,763,351 B1 7/2004 Subramaniam et al.
6,763,501 B1 7/2004 Zhu et al.
6,768,904 B2 7/2004 Kim
6,772,229 B1 8/2004 Achacoso et al.
6,782,383 B2 8/2004 Subramaniam et al.
6,804,330 B1 10/2004 Jones et al.
6,826,565 B2 11/2004 Ritchie et al.
6,826,582 B1 11/2004 Chatterjee et al.
6,826,745 B2 11/2004 Coker
6,829,655 B1 12/2004 Huang et al.
6,839,680 B1 1/2005 Liu et al.
6,842,748 B1 1/2005 Warner et al.
6,850,895 B2 2/2005 Brodersen et al.
6,850,949 B2 2/2005 Warner et al.
6,907,566 B1 6/2005 McElfresh et al.
7,062,502 B1 6/2006 Kesler
7,069,231 B1 6/2006 Cinarkaya et al.
7,069,497 B1 6/2006 Desai
7,100,111 B2 8/2006 McElfresh et al.
7,181,758 B1 2/2007 Chan
7,269,590 B2 9/2007 Hull et al.
7,289,976 B2 10/2007 Kihneman et al.
7,340,411 B2 3/2008 Cook
7,356,482 B2 4/2008 Frankland et al.
7,373,599 B2 5/2008 McElfresh et al.
7,401,094 B1 7/2008 Kesler
7,406,501 B2 7/2008 Szeto et al.
7,412,455 B2 8/2008 Dillon
7,454,509 B2 11/2008 Boulter et al.
7,508,789 B2 3/2009 Chan
7,599,935 B2 10/2009 La Rotonda et al.
7,603,331 B2 10/2009 Tuzhilin et al.
7,603,483 B2 10/2009 Psounis et al.
7,620,655 B2 11/2009 Larsson et al.
7,620,697 B1 11/2009 Davies
7,644,122 B2 1/2010 Weyer et al.
7,668,861 B2 2/2010 Steven
7,669,123 B2 2/2010 Zuckerberg et al.
7,676,542 B2 3/2010 Moser et al.
7,698,160 B2 4/2010 Beaven et al.
7,730,478 B2 6/2010 Weissman
7,747,648 B1 6/2010 Kraft et al.
7,779,039 B2 8/2010 Weissman et al.
7,779,475 B2 8/2010 Jakobson et al.
7,818,659 B2 10/2010 Kahn et al.
7,827,208 B2 11/2010 Bosworth et al.
7,849,114 B2 12/2010 Boss et al.
7,853,881 B1 12/2010 Aly Assal et al.
7,881,983 B2 2/2011 Pitkow
7,933,884 B2 4/2011 Menezes et al.
7,945,653 B2 5/2011 Zuckerberg et al.
8,005,896 B2 8/2011 Cheah
8,014,943 B2 9/2011 Jakobson
8,015,495 B2 9/2011 Achacoso et al.
8,032,297 B2 10/2011 Jakobson
8,037,093 B2 10/2011 Tiu, Jr. et al.
8,060,634 B1 11/2011 Darnell et al.
8,073,850 B1 12/2011 Hubbard et al.
8,082,301 B2 12/2011 Ahlgren et al.
8,095,413 B1 1/2012 Beaven
8,095,531 B2 1/2012 Weissman et al.
8,095,594 B2 1/2012 Beaven et al.
8,103,611 B2 1/2012 Tuzhilin et al.
8,145,678 B2 3/2012 Ramsay, Jr. et al.
8,150,913 B2 4/2012 Cheah
8,200,775 B2 6/2012 Moore
8,209,308 B2 6/2012 Rueben et al.
8,209,333 B2 6/2012 Hubbard et al.
8,250,096 B2 8/2012 Su et al.
8,275,836 B2 9/2012 Beaven et al.
8,335,763 B2 12/2012 Narayanan et al.
8,352,499 B2 1/2013 Bharat et al.
8,355,955 B1 * 1/2013 Mirchandani G06Q 30/02 705/26.1
8,380,716 B2 2/2013 Mirus
8,380,803 B1 2/2013 Stibel et al.
8,457,545 B2 6/2013 Chan
8,478,722 B2 7/2013 Lee et al.
8,484,111 B2 7/2013 Frankland et al.
8,490,025 B2 7/2013 Jakobson et al.
8,504,945 B2 8/2013 Jakobson et al.
8,510,045 B2 8/2013 Rueben et al.
8,510,664 B2 8/2013 Rueben et al.
8,516,591 B2 8/2013 Fly et al.
8,533,719 B2 9/2013 Fedorova et al.
8,560,554 B2 10/2013 Gradin et al.
8,566,301 B2 10/2013 Rueben et al.
8,646,103 B2 2/2014 Jakobson et al.
8,682,918 B2 3/2014 Ramanujam
8,693,649 B2 4/2014 Casalaina et al.
8,713,530 B2 4/2014 Waite et al.
8,718,241 B2 5/2014 Casalaina et al.
8,738,603 B2 5/2014 Fischer et al.
8,756,221 B2 6/2014 Prabaker et al.

(56) **References Cited**

U.S. PATENT DOCUMENTS

8,818,985 B2 8/2014 Fischer et al.
8,838,834 B2 * 9/2014 Reynolds G06Q 10/10 709/224
8,886,766 B2 11/2014 Dunn et al.
8,984,051 B2 3/2015 Olsen et al.
9,031,957 B2 5/2015 Agrawal et al.
9,208,187 B2 12/2015 Dunn
9,443,224 B2 9/2016 Dunn et al.
9,443,225 B2 9/2016 Olsen et al.
2001/0044791 A1 11/2001 Richter et al.
2002/0072951 A1 6/2002 Lee et al.
2002/0082892 A1 6/2002 Raffel et al.
2002/0129352 A1 9/2002 Brodersen et al.
2002/0140731 A1 10/2002 Subramaniam et al.
2002/0143997 A1 10/2002 Huang et al.
2002/0162090 A1 10/2002 Parnell et al.
2002/0165742 A1 11/2002 Robbins
2003/0004971 A1 1/2003 Gong
2003/0018705 A1 1/2003 Chen et al.
2003/0018830 A1 1/2003 Chen et al.
2003/0066031 A1 4/2003 Laane
2003/0066032 A1 4/2003 Ramachandran et al.
2003/0069936 A1 4/2003 Warner et al.
2003/0070000 A1 4/2003 Coker et al.
2003/0070004 A1 4/2003 Mukundan et al.
2003/0070005 A1 4/2003 Mukundan et al.
2003/0074418 A1 4/2003 Coker et al.
2003/0120675 A1 6/2003 Stauber et al.
2003/0131070 A1 7/2003 Stroebel et al.
2003/0135543 A1 7/2003 Kittredge et al.
2003/0151633 A1 8/2003 George et al.
2003/0159136 A1 8/2003 Huang et al.
2003/0187921 A1 10/2003 Diec et al.
2003/0189600 A1 10/2003 Gune et al.
2003/0204427 A1 10/2003 Gune et al.
2003/0206192 A1 11/2003 Chen et al.
2003/0225730 A1 12/2003 Warner et al.
2004/0001092 A1 1/2004 Rothwein et al.
2004/0010489 A1 1/2004 Rio et al.
2004/0015981 A1 1/2004 Coker et al.
2004/0027388 A1 2/2004 Berg et al.
2004/0111467 A1 6/2004 Willis
2004/0128001 A1 7/2004 Levin et al.
2004/0186860 A1 9/2004 Lee et al.
2004/0193510 A1 9/2004 Catahan et al.
2004/0199489 A1 10/2004 Barnes-Leon et al.
2004/0199536 A1 10/2004 Barnes-Leon et al.
2004/0199543 A1 10/2004 Braud et al.
2004/0249854 A1 12/2004 Barnes-Leon et al.
2004/0260534 A1 12/2004 Pak et al.
2004/0260659 A1 12/2004 Chan et al.
2004/0268299 A1 12/2004 Lei et al.
2005/0050555 A1 3/2005 Exley et al.
2005/0066335 A1 3/2005 Aarts
2005/0091098 A1 4/2005 Brodersen et al.
2005/0193143 A1 9/2005 Meyers et al.
2005/0267973 A1 12/2005 Carlson et al.
2006/0101422 A1 5/2006 Bourges-Waldegg et al.
2006/0112076 A1 5/2006 Burris et al.
2006/0240856 A1 10/2006 Counts et al.
2006/0253459 A1 11/2006 Kahn et al.
2006/0256937 A1 11/2006 Foreman et al.
2006/0265396 A1 11/2006 Raman et al.
2007/0043766 A1 2/2007 Nicholas et al.
2007/0061266 A1 3/2007 Moore et al.
2007/0083536 A1 4/2007 Darnell et al.
2007/0208687 A1 9/2007 O—Conor et al.
2007/0214097 A1 9/2007 Parsons et al.
2008/0010337 A1 1/2008 Hayes et al.
2008/0040673 A1 2/2008 Zuckerberg et al.
2008/0065701 A1 3/2008 Lindstrom et al.
2008/0222615 A1 9/2008 Bourges-Waldegg et al.
2008/0229215 A1 9/2008 Baron et al.
2008/0249972 A1 10/2008 Dillon
2008/0275884 A1 11/2008 Yoshida et al.
2009/0049053 A1 2/2009 Barker et al.
2009/0063294 A1 3/2009 Hoekstra et al.
2009/0063415 A1 3/2009 Chatfield et al.
2009/0077124 A1 3/2009 Spivack et al.
2009/0100342 A1 4/2009 Jakobson
2009/0160658 A1 6/2009 Armstrong et al.
2009/0164267 A1 6/2009 Banatwala et al.
2009/0172773 A1 7/2009 Moore
2009/0177484 A1 7/2009 Davis et al.
2009/0177744 A1 7/2009 Marlow et al.
2009/0192965 A1 7/2009 Kass et al.
2009/0222750 A1 9/2009 Jain et al.
2009/0234909 A1 9/2009 Strandell et al.
2009/0248883 A1 10/2009 Suryanarayana et al.
2009/0259717 A1 10/2009 Kreiner et al.
2009/0282002 A1 11/2009 Reeder et al.
2009/0288001 A1 11/2009 Hamilton, II et al.
2009/0292773 A1 11/2009 Leedberg et al.
2009/0319909 A1 12/2009 Hsueh et al.
2010/0057682 A1 3/2010 Ramsay et al.
2010/0083124 A1 4/2010 Druzgalski et al.
2010/0114946 A1 5/2010 Kumar et al.
2010/0144318 A1 6/2010 Cable
2010/0146054 A1 6/2010 Armstrong et al.
2010/0159995 A1 6/2010 Stallings et al.
2010/0169159 A1 7/2010 Rose et al.
2010/0223097 A1 9/2010 Kramer et al.
2010/0241579 A1 9/2010 Bassett et al.
2010/0268830 A1 10/2010 McKee et al.
2010/0306146 A1 12/2010 Brown et al.
2010/0312842 A1 12/2010 Ladouceur et al.
2010/0325107 A1 12/2010 Kenton et al.
2011/0004831 A1 1/2011 Steinberg et al.
2011/0066664 A1 3/2011 Goldman et al.
2011/0072116 A1 3/2011 Kordun et al.
2011/0087534 A1 4/2011 Strebinger et al.
2011/0093478 A1 4/2011 Starks et al.
2011/0137894 A1 6/2011 Narayanan et al.
2011/0145881 A1 6/2011 Hartman et al.
2011/0153595 A1 6/2011 Bernstein et al.
2011/0153646 A1 6/2011 Hong et al.
2011/0161444 A1 6/2011 Chauhan
2011/0173283 A1 7/2011 Puthenkulam et al.
2011/0173570 A1 7/2011 Moromisato et al.
2011/0179020 A1 7/2011 Ozzie et al.
2011/0179378 A1 7/2011 Wheeler et al.
2011/0209069 A1 8/2011 Mohler
2011/0218958 A1 9/2011 Warshavsky et al.
2011/0225146 A1 9/2011 Boswell
2011/0246463 A1 * 10/2011 Carson, Jr. G06F 17/30705 707/737
2011/0246910 A1 10/2011 Moxley et al.
2011/0247051 A1 10/2011 Bulumulla et al.
2011/0258561 A1 10/2011 Ladouceur et al.
2011/0258679 A1 10/2011 Kaplinger et al.
2011/0264656 A1 10/2011 Dumais et al.
2011/0264737 A1 10/2011 Skinner
2011/0282941 A1 11/2011 Chan et al.
2011/0282944 A1 11/2011 Henderson et al.
2011/0282959 A1 11/2011 Anderson
2011/0289097 A1 11/2011 Fischer
2011/0314029 A1 12/2011 Fischer et al.
2012/0001919 A1 1/2012 Lumer
2012/0036200 A1 2/2012 Cole et al.
2012/0042218 A1 2/2012 Cinarkaya et al.
2012/0059795 A1 3/2012 Hersh et al.
2012/0066618 A1 3/2012 Barker et al.
2012/0079004 A1 * 3/2012 Herman H04L 67/26 709/203
2012/0096368 A1 4/2012 McDowell
2012/0101985 A1 4/2012 Kemp et al.
2012/0102114 A1 4/2012 Dunn et al.
2012/0102153 A1 * 4/2012 Kemp G06F 17/3051 709/219
2012/0102420 A1 4/2012 Fukahori
2012/0136905 A1 5/2012 Pullara
2012/0137224 A1 5/2012 Carlsen et al.
2012/0143917 A1 6/2012 Prabaker et al.

(56) **References Cited**

U.S. PATENT DOCUMENTS

2012/0150713	A1*	6/2012	Russel	G06Q 40/04 705/37
2012/0158714	A1	6/2012	Dumant	
2012/0159335	A1	6/2012	Lockhart et al.	
2012/0173243	A1	7/2012	Anand et al.	
2012/0191779	A1	7/2012	Mandel et al.	
2012/0198358	A1	8/2012	Carrer et al.	
2012/0203831	A1	8/2012	Schoen et al.	
2012/0215707	A1	8/2012	Kwong et al.	
2012/0216125	A1	8/2012	Pierce	
2012/0223951	A1	9/2012	Dunn et al.	
2012/0227073	A1*	9/2012	Hosein	H04N 21/4126 725/60
2012/0233137	A1	9/2012	Jakobson et al.	
2012/0233191	A1	9/2012	Ramanujam	
2012/0239619	A9	9/2012	Hersh et al.	
2012/0278261	A1	11/2012	Lin et al.	
2012/0290407	A1	11/2012	Hubbard et al.	
2012/0331053	A1	12/2012	Dunn	
2013/0018955	A1	1/2013	Thaxton et al.	
2013/0021370	A1	1/2013	Dunn et al.	
2013/0024454	A1	1/2013	Dunn	
2013/0024511	A1	1/2013	Dunn et al.	
2013/0024526	A1	1/2013	Sacks et al.	
2013/0024788	A1	1/2013	Olsen et al.	
2013/0031172	A1	1/2013	Olsen et al.	
2013/0041893	A1	2/2013	Strike	
2013/0060859	A1	3/2013	Olsen et al.	
2013/0061156	A1	3/2013	Olsen et al.	
2013/0091149	A1	4/2013	Dunn et al.	
2013/0091229	A1	4/2013	Dunn et al.	
2013/0124636	A1	5/2013	Zuckerberg et al.	
2013/0132864	A1	5/2013	Panigrahi et al.	
2013/0198652	A1	8/2013	Dunn et al.	
2013/0205215	A1	8/2013	Dunn et al.	
2013/0212497	A1	8/2013	Zelenko et al.	
2013/0218948	A1	8/2013	Jakobson	
2013/0218949	A1	8/2013	Jakobson	
2013/0218966	A1	8/2013	Jakobson	
2013/0232156	A1	9/2013	Dunn et al.	
2013/0247216	A1	9/2013	Cinarkaya et al.	
2013/0275366	A1	10/2013	Dalvi et al.	
2013/0304829	A1	11/2013	Olsen et al.	
2013/0304830	A1	11/2013	Olsen et al.	
2014/0019187	A1	1/2014	Olsen et al.	
2014/0040374	A1	2/2014	Olsen et al.	
2014/0082078	A1	3/2014	Dunn et al.	
2014/0195506	A1*	7/2014	Perlegos	G06F 17/3064 707/706
2014/0214830	A1	7/2014	Fischer	
2014/0280267	A1*	9/2014	Perlegos	G06F 17/30023 707/758
2014/0359537	A1	12/2014	Jakobson et al.	
2015/0006289	A1	1/2015	Jakobson et al.	
2015/0007050	A1	1/2015	Jakobson et al.	
2015/0026119	A1	1/2015	Fischer et al.	
2015/0026600	A1	1/2015	Dunn et al.	
2015/0052074	A1*	2/2015	Reynolds	G06Q 50/265 705/325
2015/0095162	A1	4/2015	Jakobson et al.	
2015/0134737	A1*	5/2015	Albrecht	H04L 12/1822 709/204
2015/0142596	A1	5/2015	Jakobson et al.	
2015/0172563	A1	6/2015	Jakobson et al.	
2015/0279175	A1*	10/2015	Hyde	A23P 10/00 340/815.4
2015/0339303	A1*	11/2015	Perlegos	G06F 17/30882 707/756
2015/0347578	A1*	12/2015	Tsai	G06Q 30/02 715/205
2015/0347593	A1*	12/2015	Tsai	G06Q 50/01 707/722
2016/0125083	A1*	5/2016	Dou	G06F 17/30864 707/709

OTHER PUBLICATIONS

U.S. Office Action dated May 8, 2014 issued in U.S. Appl. No. 13/039,151.
U.S. Final Office Action dated Dec. 17, 2014 issued in U.S. Appl. No. 13/039,151.
U.S. Office Action dated Dec. 24, 2012 issued in U.S. Appl. No. 13/155,656.
U.S. Final Office Action dated Aug. 15, 2013 issued in U.S. Appl. No. 13/155,656.
U.S. Office Action (Advisory Action) dated Nov. 1, 2013 issued in U.S. Appl. No. 13/155,656.
U.S. Office Action dated Jan. 31, 2014 issued in U.S. Appl. No. 13/155,656.
U.S. Final Office Action dated Jun. 4, 2014 issued in U.S. Appl. No. 13/155,656.
U.S. Office Action dated Oct. 28, 2013 issued in U.S. Appl. No. 13/280,086.
U.S. Final Office Action dated Apr. 7, 2014 issued in U.S. Appl. No. 13/280,086.
U.S. Office Action dated Jul. 25, 2014 issued in U.S. Appl. No. 13/280,086.
U.S. Notice of Allowance dated Feb. 9, 2015 issued in U.S. Appl. No. 13/280,086.
U.S. Office Action dated Nov. 4, 2014 issued in U.S. Appl. No. 13/363,007.
U.S. Office Action dated Nov. 5, 2014 issued in U.S. Appl. No. 13/649,975.
U.S. Office Action dated Aug. 30, 2013 issued in U.S. Appl. No. 13/363,081.
U.S. Final Office Action dated Jan. 15, 2014 issued in U.S. Appl. No. 13/363,081.
U.S. Office Action dated Jun. 16, 2014 issued in U.S. Appl. No. 13/363,081.
U.S. Office Action dated Jun. 11, 2014 issued in U.S. Appl. No. 13/446,855.
U.S. Final Office Action dated Dec. 22, 2014 issued in U.S. Appl. No. 13/446,855.
U.S. Office Action dated Sep. 23, 2013 issued in U.S. Appl. No. 13/447,643.
U.S. Final Office Action dated Jan. 10, 2014 issued in U.S. Appl. No. 13/447,643.
U.S. Office Action dated May 29, 2014 issued in U.S. Appl. No. 13/447,643.
U.S. Office Action dated Mar. 27, 2013 issued in U.S. Appl. No. 13/111,183.
U.S. Notice of Allowance dated Nov. 12, 2013 issued in U.S. Appl. No. 13/111,183.
U.S. Notice of Allowance dated Jan. 2, 2014 issued in U.S. Appl. No. 13/111,183.
U.S. Office Action dated Apr. 26, 2013 issued in U.S. Appl. No. 13/112,805.
U.S. Final Office Action dated Oct. 4, 2013 issued in U.S. Appl. No. 13/112,805.
U.S. Notice of Allowance dated Apr. 21, 2014 issued in U.S. Appl. No. 13/112,805.
U.S. Office Action dated Feb. 24, 2015 issued in U.S. Appl. No. 14/338,882.
U.S. Office Action dated Mar. 24, 2015 issued in U.S. Appl. No. 14/242,367.
U.S. Office Action dated Sep. 3, 2014 issued in U.S. Appl. No. 13/172,756.
U.S. Final Office Action dated Mar. 26, 2015 issued in U.S. Appl. No. 13/172,756.
U.S. Office Action dated Apr. 9, 2015 issued in U.S. Appl. No. 13/667,356.
U.S. Office Action dated Apr. 9, 2015 issued in U.S. Appl. No. 13/667,369.
Chong, Frederick; Carraro, Gianpaolo; and Wolter, Roger; "Multi-Tenant Data Architecture," *Microsoft Developer Network* [database online], [retrieved on Sep. 5, 2013]. Retrieved from the Internet URL: msdn.microsoft.com/en-us/library/aa479086.aspx#mlttnda_topic6, 25 pp.

(56) **References Cited**

OTHER PUBLICATIONS

U.S. Appl. No. 14/615,825, filed Feb. 6, 2015, Olsen et al.
"Google Plus Users", Google+Ripples, Oct. 31, 2011 [retrieved on Feb. 21, 2012 from Internet at http://www.googleplusers.com/google-ripples.html], 3 pages.
U.S. Office Action dated Apr. 24, 2015 issued in U.S. Appl. No. 13/039,151.
U.S. Final Office Action dated Nov. 23, 2015 issued in U.S. Appl. No. 13/039,151.
U.S. Office Action dated Mar. 24, 2016 issued in U.S. Appl. No. 13/039,151.
U.S. Final Office Action dated Sep. 26, 2016 issued in U.S. Appl. No. 13/039,151.
U.S. Office Action dated Sep. 24, 2015 issued in U.S. Appl. No. 13/155,656.
U.S. Notice of Allowance dated May 18, 2016 issued in U.S. Appl. No. 13/155,656.
U.S. Office Action dated Apr. 30, 2015 issued in U.S. Appl. No. 13/280,086.
U.S. Notice of Allowance dated Sep. 29, 2015 issued in U.S. Appl. No. 13/280,086.
U.S. Final Office Action dated May 20, 2015 issued in U.S. Appl. No. 13/649,975.
U.S. Office Action dated Nov. 6, 2015 issued in U.S. Appl. No. 13/649,975.
U.S. Notice of Allowance dated Jun. 6, 2016 issued in U.S. Appl. No. 13/649,975.
U.S. Office Action dated Jul. 17, 2015 issued in U.S. Appl. No. 13/446,855.
U.S. Final Office Action dated Apr. 19, 2016 issued in U.S. Appl. No. 13/446,855.
U.S. Final Office Action dated Sep. 22, 2015 issued in U.S. Appl. No. 14/242,367.
U.S. Office Action dated Jan. 15, 2016 issued in U.S. Appl. No. 14/242,367.
U.S. Final Office Action dated Sep. 14, 2016 issued in U.S. Appl. No. 14/242,367.
U.S. Office Action dated Oct. 8, 2015 issued in U.S. Appl. No. 13/172,756.
U.S. Final Office Action dated Jun. 2, 2016 issued in U.S. Appl. No. 13/172,756.
U.S. Office Action dated Feb. 3, 2017 issued in U.S. Appl. No. 13/172,756.
U.S. Final Office Action dated Dec. 2, 2015 issued in U.S. Appl. No. 13/667,356.
U.S. Office Action dated Sep. 1, 2016 issued in U.S. Appl. No. 13/667,356.
U.S. Final Office Action dated Dec. 3, 2015 issued in U.S. Appl. No. 13/667,369.
U.S. Office Action dated Jun. 30, 2016 issued in U.S. Appl. No. 13/667,369.
Chandrasekar, Giridhar (2004) "Design and Implementation of Easily Maintained Online Community," *School of Computing, U Leeds* (Dissertation in support of MSc in Distributed Multimedia Systems) [retrieved from https://vlebb.leeds.ac.uk/bbcswebdav/orgs/SCH_Computing/MSCProj/reports/0304/chandrasekar.pdf], 84 pages.
"Stay Connected"—YooNo [retrieved from http://web.archive.org/web/20100114023540/http://yoono.com/desktop feature_connect.html, retrieved on Apr. 19, 2015] YooNO web application software, published Jan. 14, 2010, 2pp.

* cited by examiner

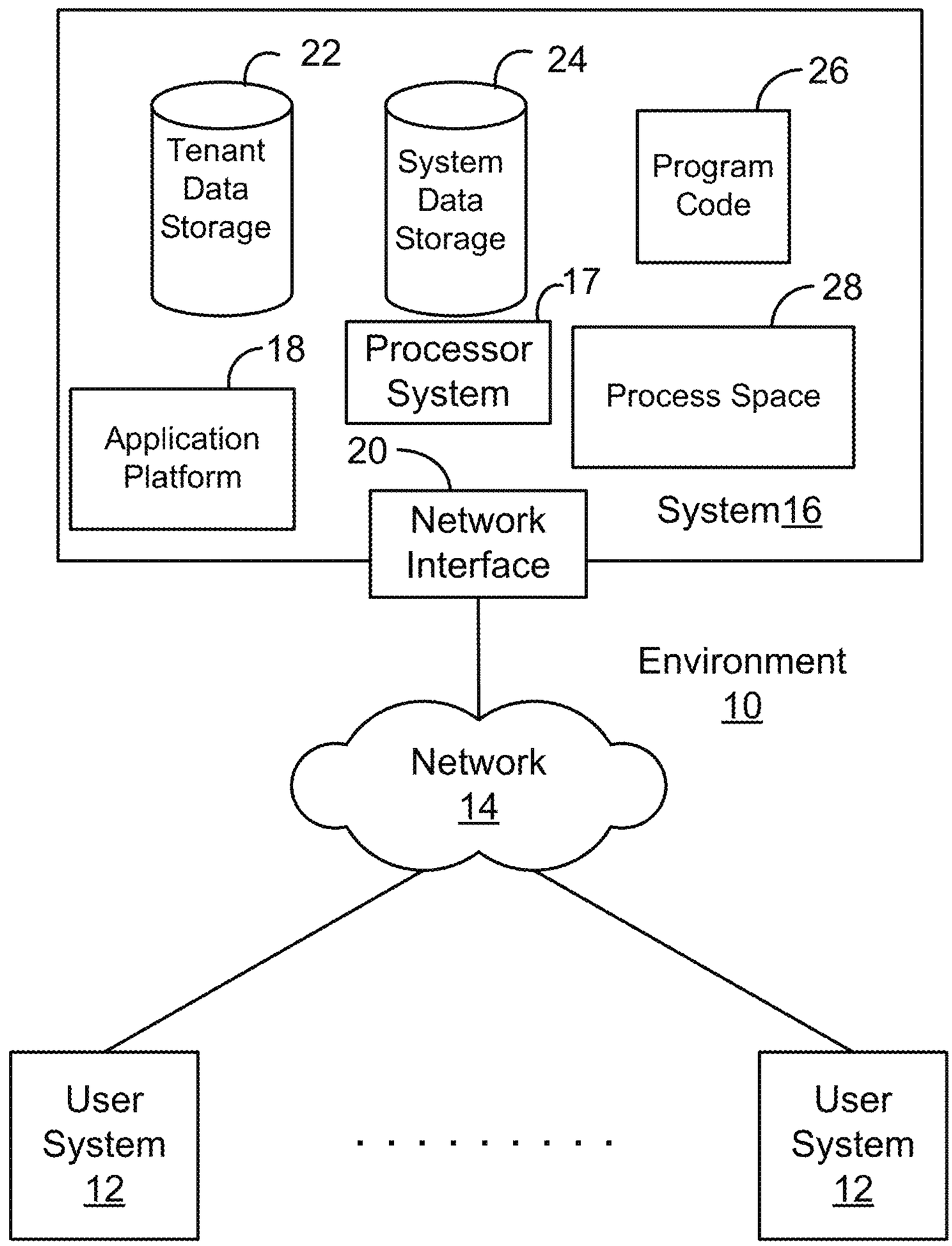
22
Tenant Data Storage
24
System Data Storage
26
Program Code
17
Processor System
28
Process Space
18
Application Platform
20
Network Interface
System16
Environment 10
Network 14
User System 12
User System 12

FIG. 1A

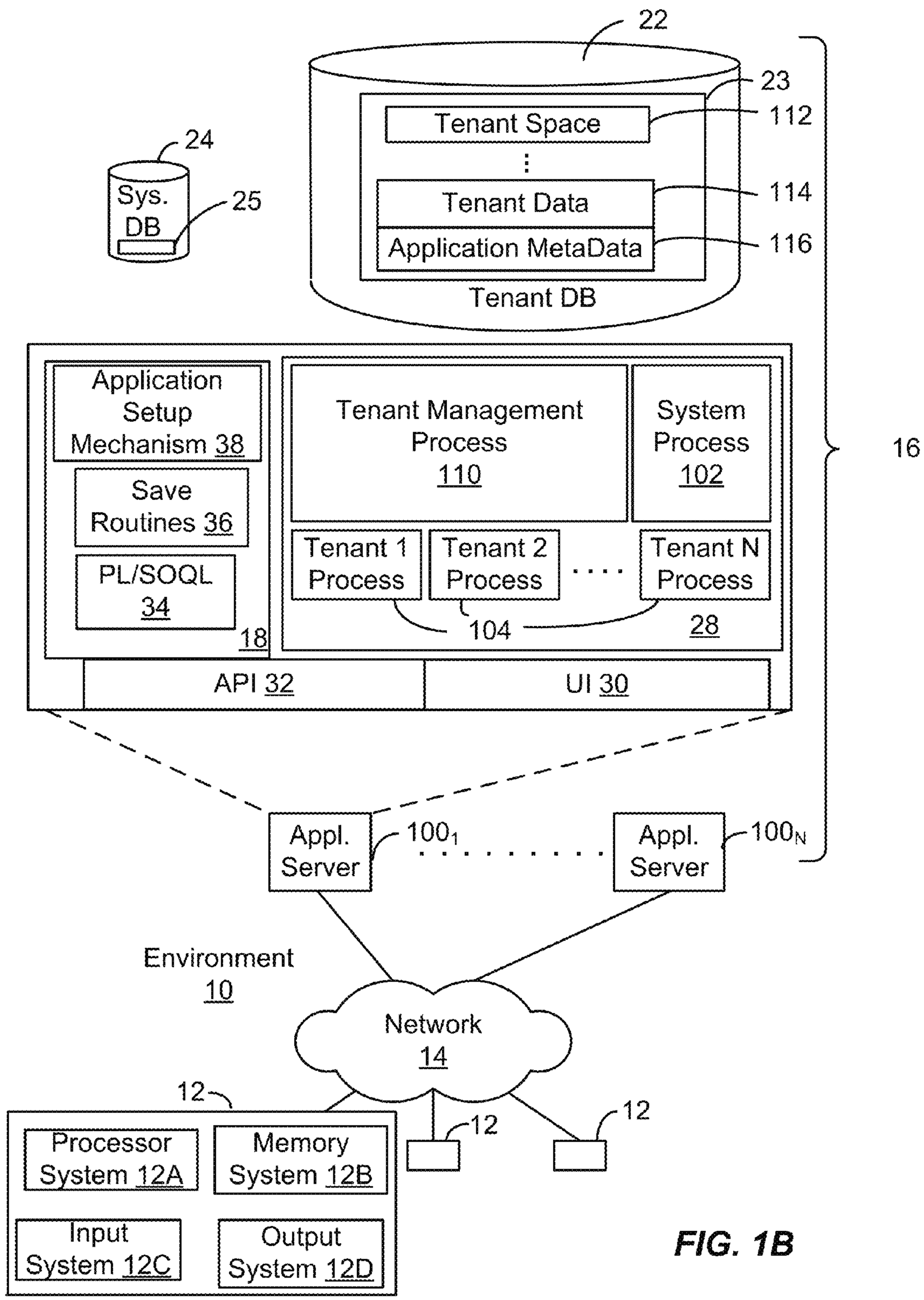
22
23
Tenant Space
112
24
Sys. DB
25
Tenant Data
114
Application MetaData
116
Tenant DB
Application Setup Mechanism 38
Save Routines 36
PL/SOQL 34
18
Tenant Management Process 110
System Process 102
Tenant 1 Process
Tenant 2 Process
Tenant N Process
104
28
16
API 32
UI 30
Appl. Server
100_1
Appl. Server
100_N
Environment 10
Network 14
12
Processor System 12A
Memory System 12B
Input System 12C
Output System 12D
12
12

FIG. 1B

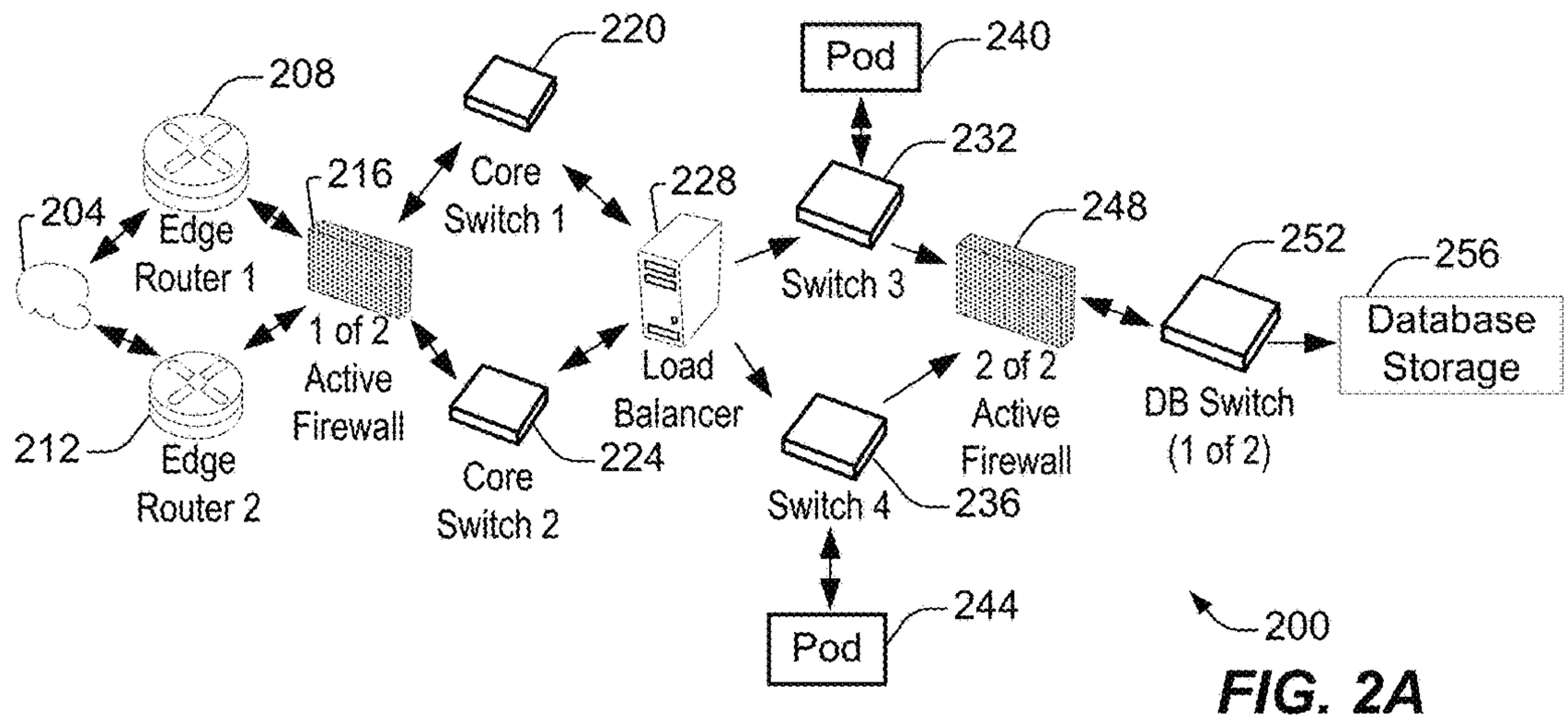
220
Pod
240
208
232
216
Core
Switch 1
228
248
204
Edge
Router 1
Switch 3
252
256
1 of 2
Active
Firewall
Load
Balancer
2 of 2
Active
Firewall
Database
Storage
DB Switch
(1 of 2)
212
Edge
Router 2
Core
Switch 2
224
Switch 4
236
244
Pod
200

FIG. 2A

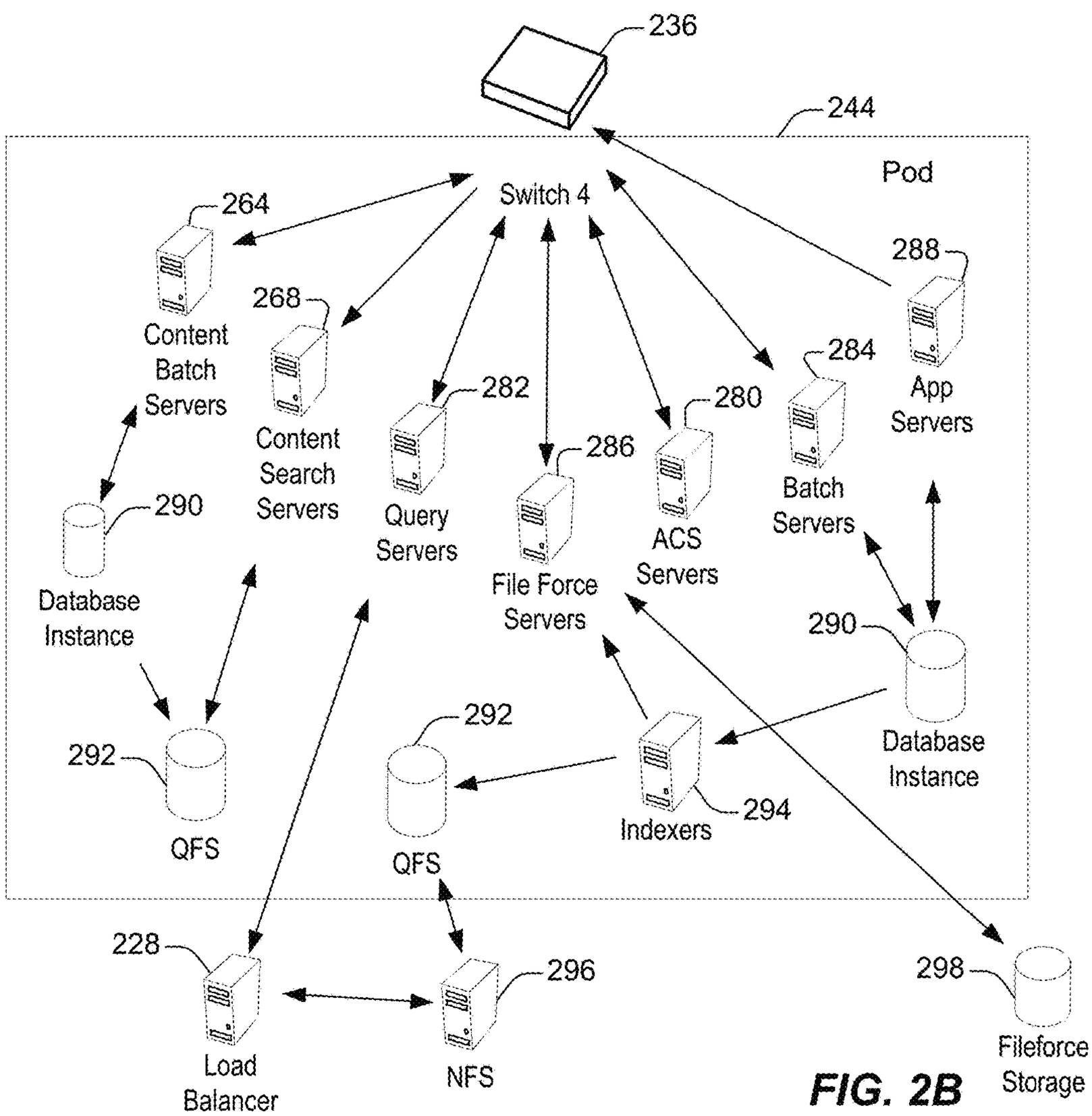
236
244
Pod
Switch 4
264
288
268
Content
Batch
Servers
Content
Search
Servers
282
280
284
App
Servers
286
Batch
Servers
290
Query
Servers
ACS
Servers
File Force
Servers
Database
Instance
290
Database
Instance
292
292
QFS
QFS
Indexers
294
228
296
298
Load
Balancer
NFS
Fileforce
Storage

FIG. 2B

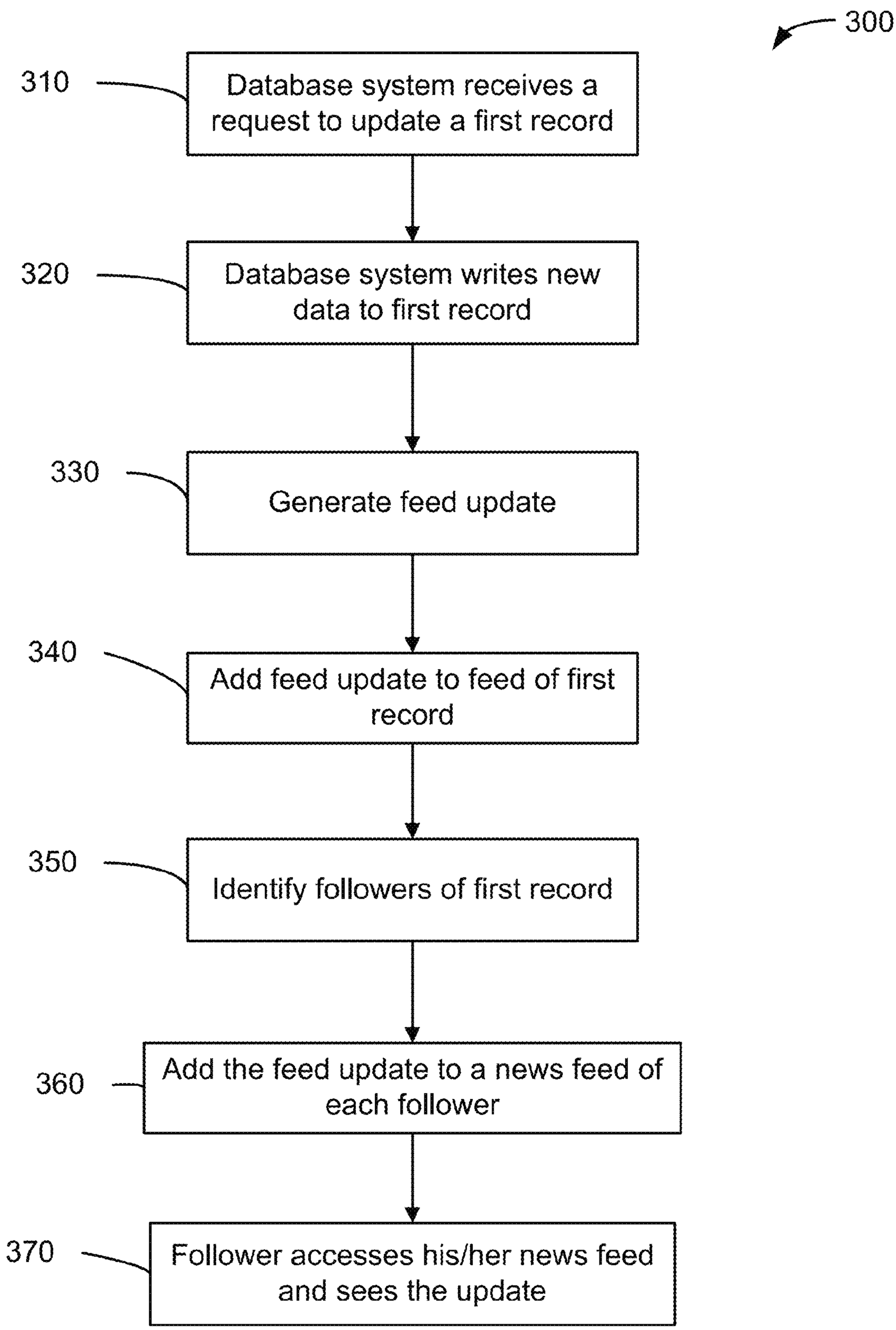
300
310
Database system receives a request to update a first record
320
Database system writes new data to first record
330
Generate feed update
340
Add feed update to feed of first record
350
Identify followers of first record
360
Add the feed update to a news feed of each follower
370
Follower accesses his/her news feed and sees the update

FIG. 3

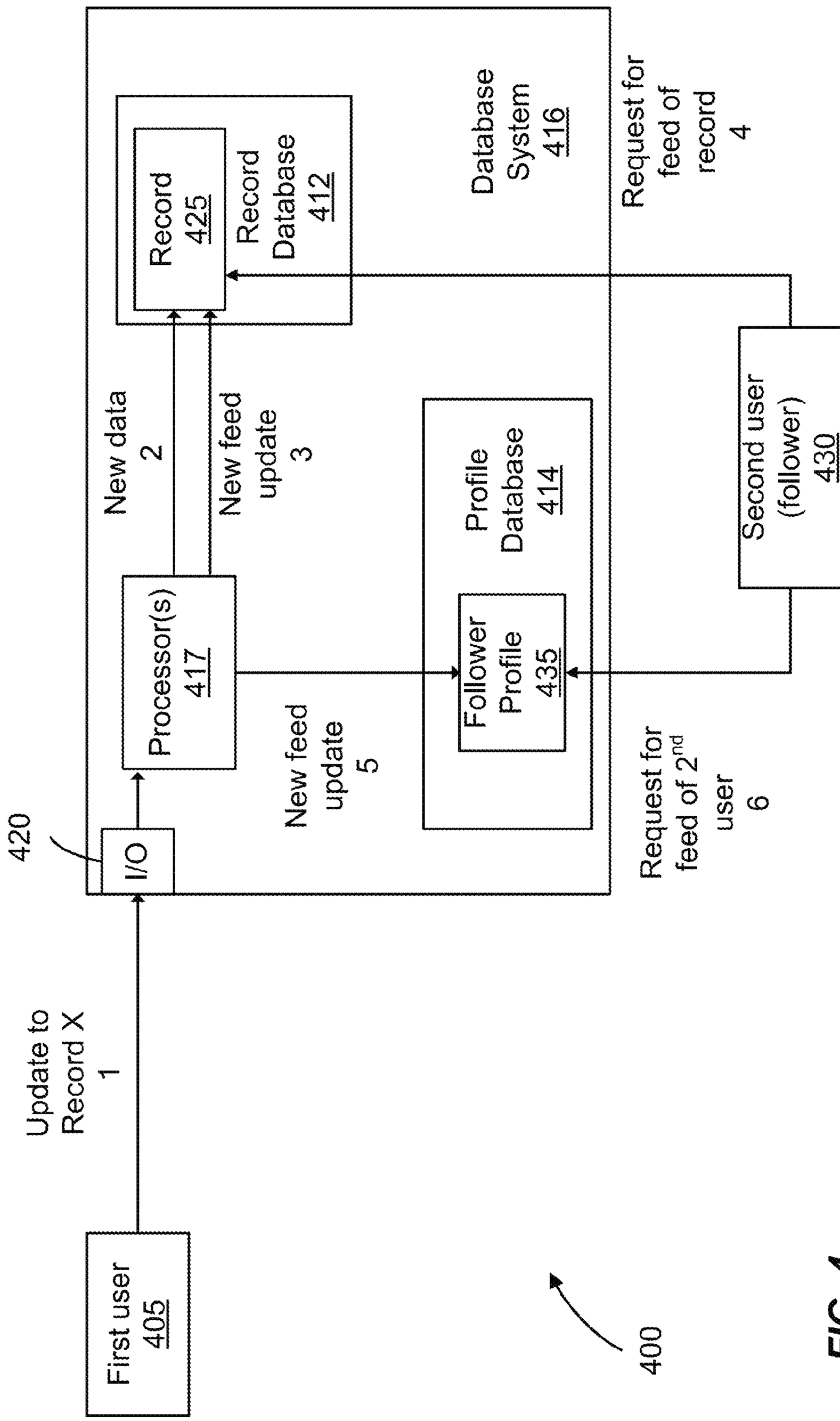
Update to Record X 1
First user 405
420
I/O
Processor(s) 417
New data 2
New feed update 3
Record 425
Record Database 412
Database System 416
Request for feed of record 4
New feed update 5
Profile Database 414
Follower Profile 435
Request for feed of 2nd user 6
Second user (follower) 430
400

FIG. 4

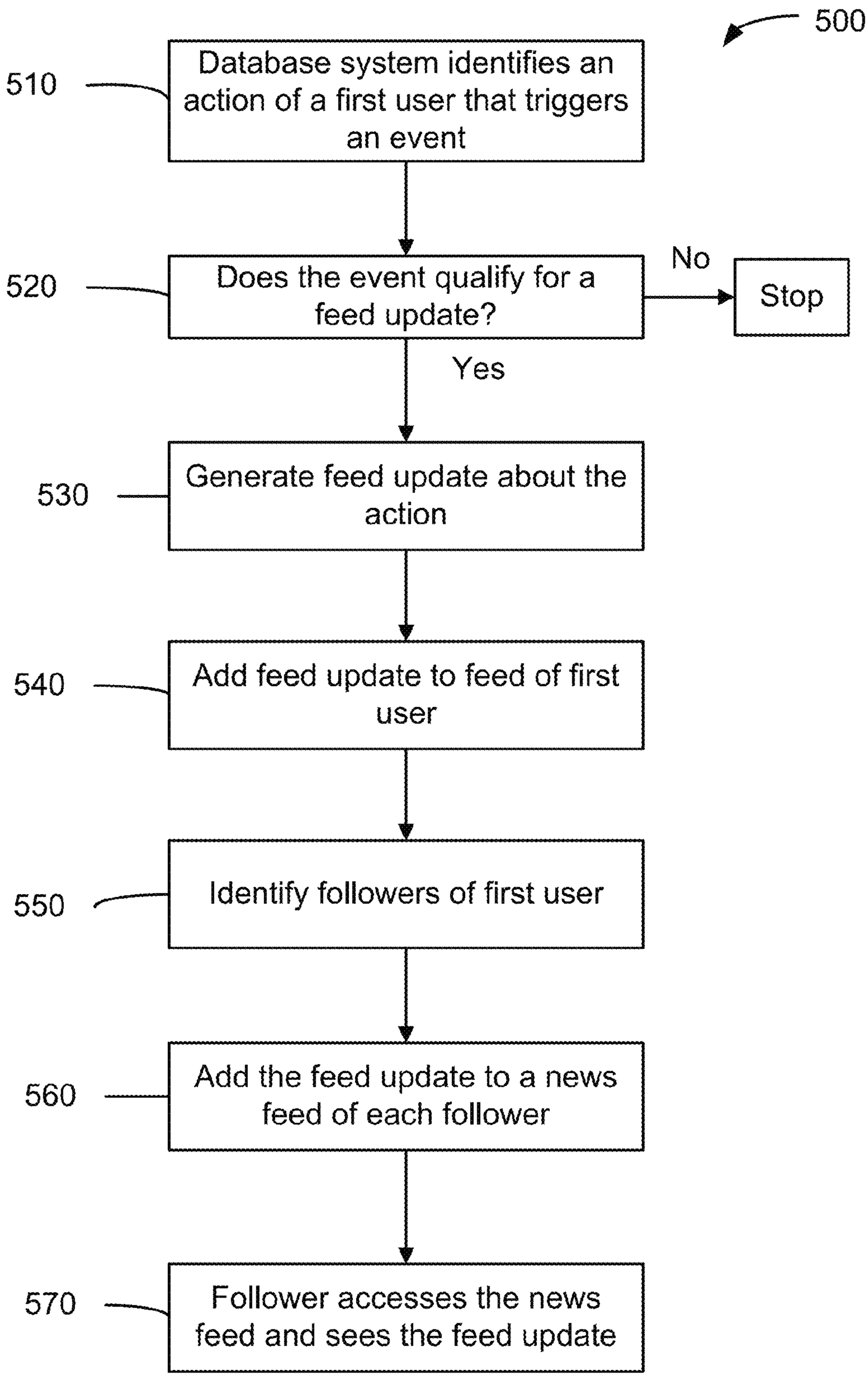
500
510
Database system identifies an action of a first user that triggers an event
520
Does the event qualify for a feed update?
No
Stop
Yes
530
Generate feed update about the action
540
Add feed update to feed of first user
550
Identify followers of first user
560
Add the feed update to a news feed of each follower
570
Follower accesses the news feed and sees the feed update

FIG. 5

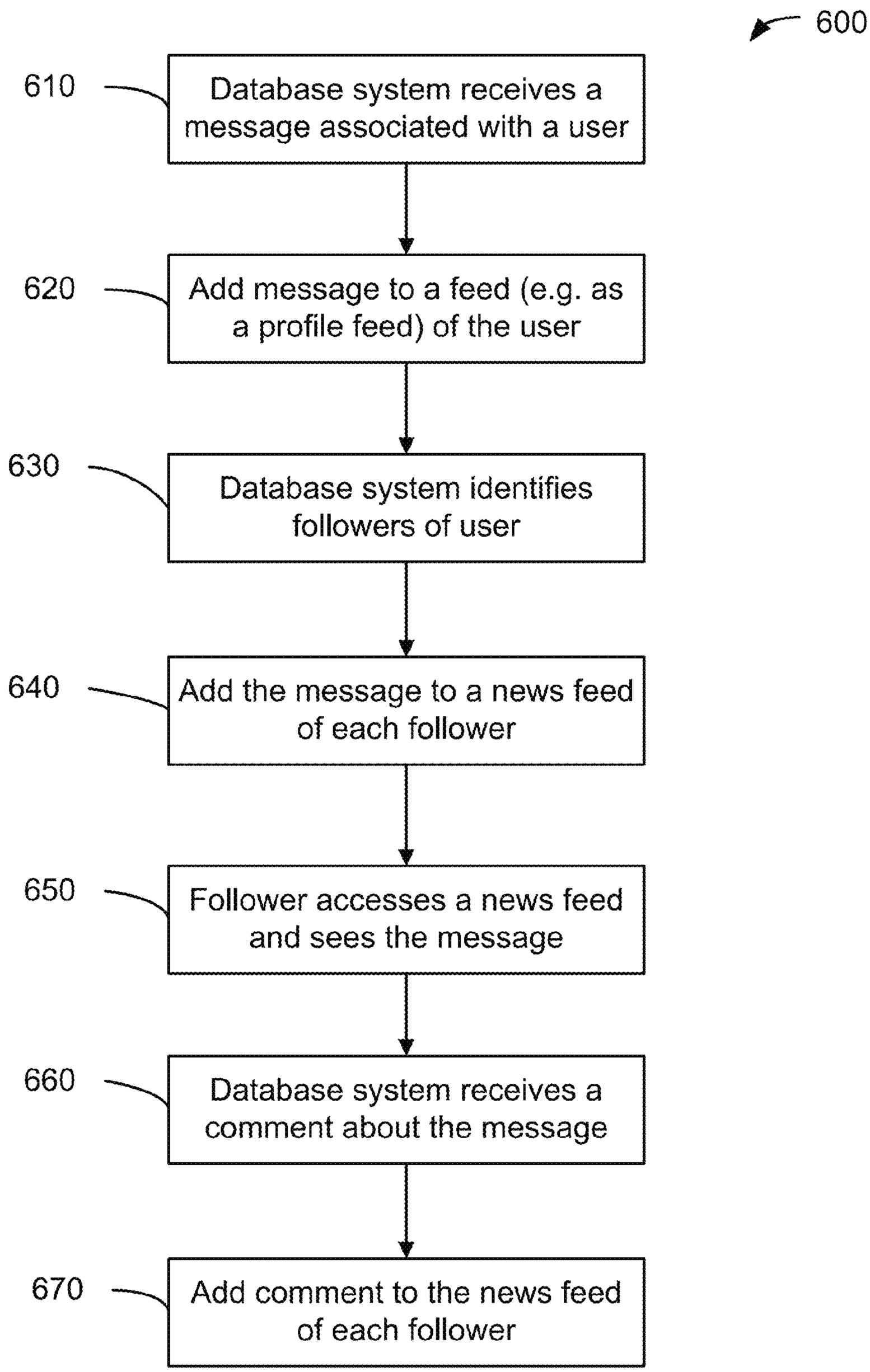
600
610
Database system receives a message associated with a user
620
Add message to a feed (e.g. as a profile feed) of the user
630
Database system identifies followers of user
640
Add the message to a news feed of each follower
650
Follower accesses a news feed and sees the message
660
Database system receives a comment about the message
670
Add comment to the news feed of each follower

FIG. 6

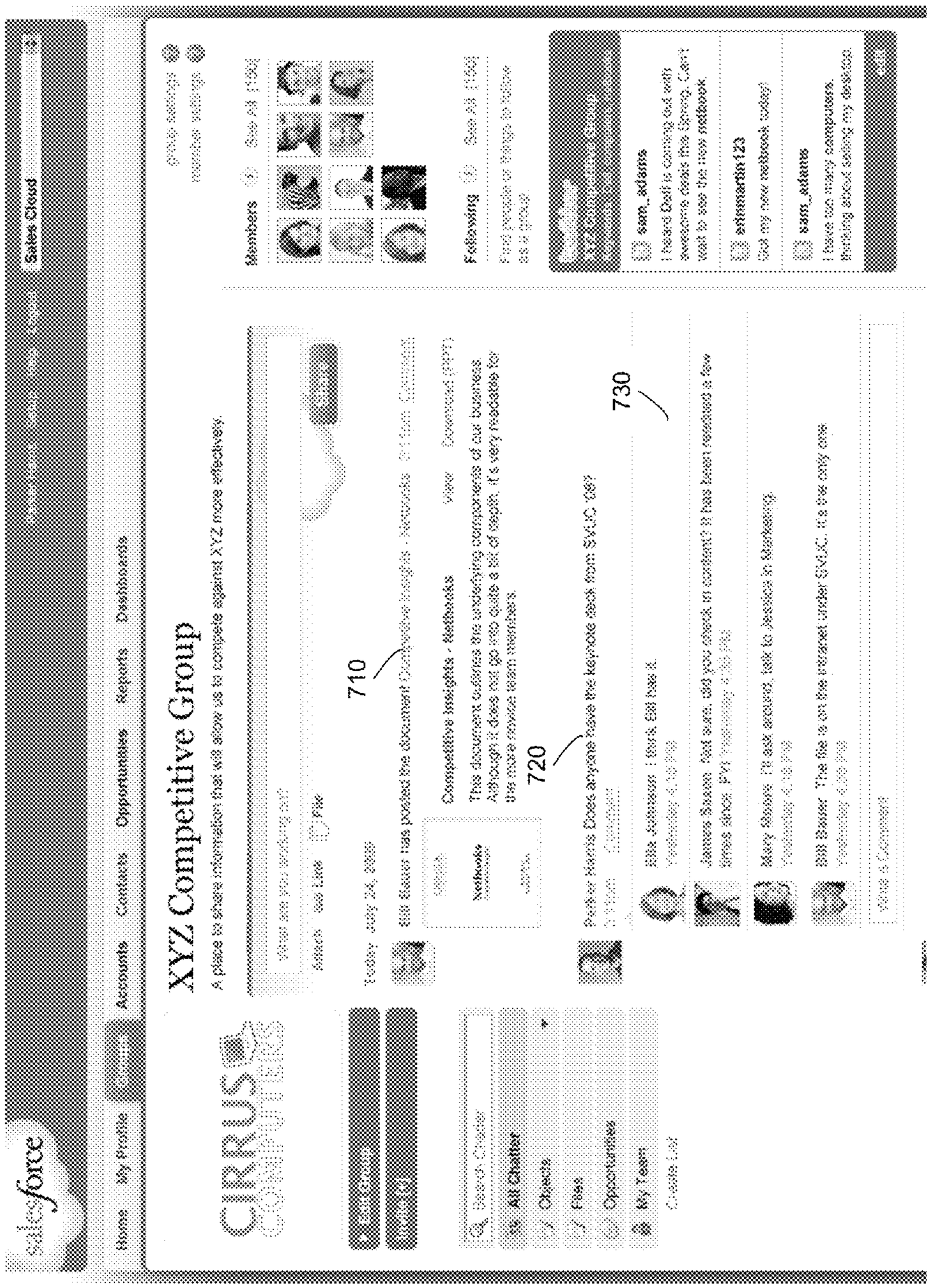

FIG. 7

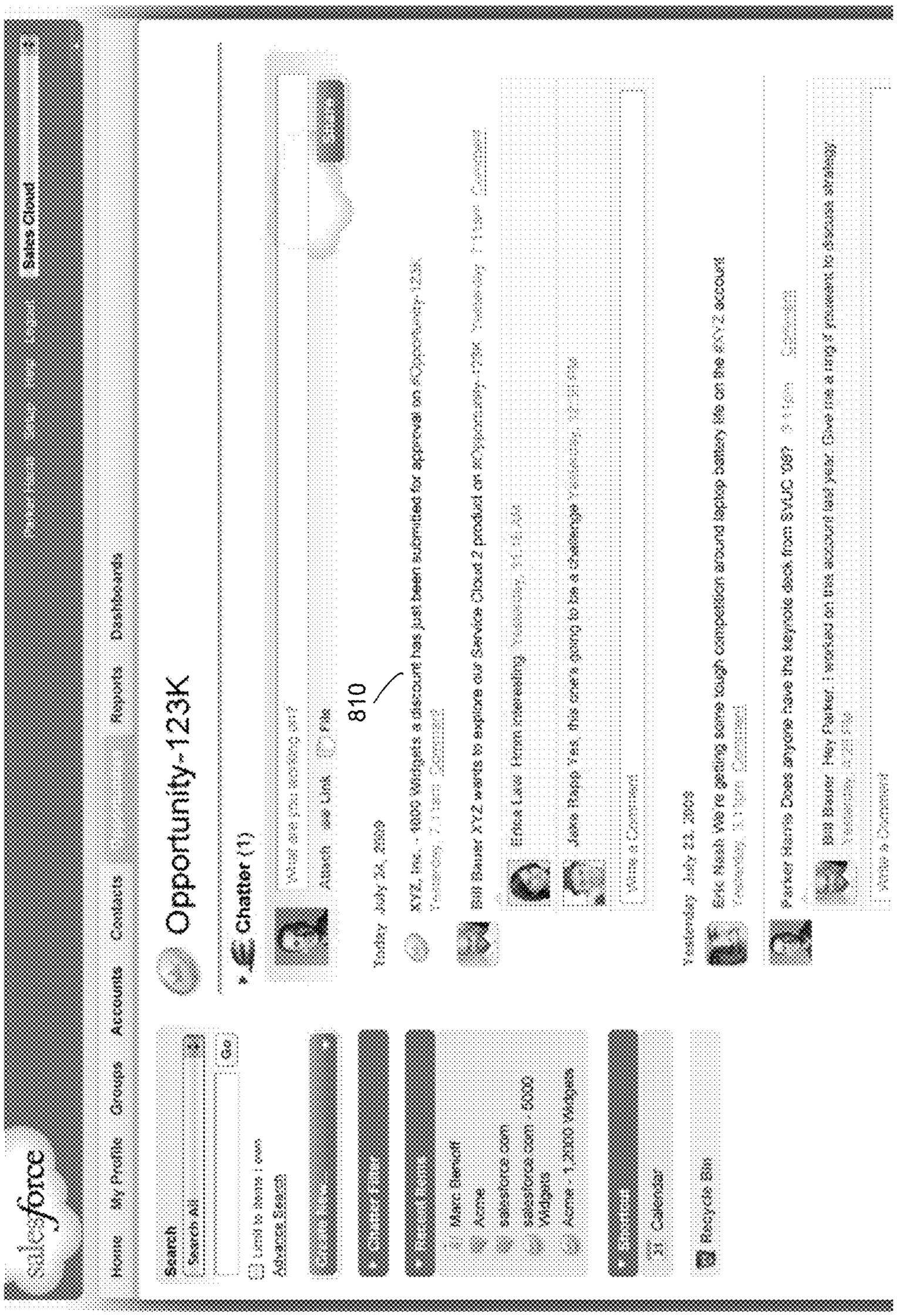
salesforce
Home
My Profile
Groups
Accounts
Contacts
Reports
Dashboards
Sales Cloud
Search
Search All
Go
Limit to Items I own
Advanced Search
Recent Items
Marc Benioff
Acme
salesforce.com
salesforce.com - 5000
Widgets
Acme - 1,2000 Widgets
Calendar
Recycle Bin
Opportunity-123K
Chatter (1)
What are you working on?
Attach
Link
File
Today, July 24, 2008
XYZ, Inc. - 5000 Widgets a discount has just been submitted for approval on Opportunity-123K
Yesterday, 7:11 pm Comment
Bill Beaver XYZ wants to explore our Service Cloud 2 product on Opportunity-123K Yesterday, 11:10 am
Erica Lee: Hmm interesting Yesterday, 11:10 am
John Doop: Yes, this one's going to be a challenge Yesterday, 11:10 am
Write a Comment
Yesterday, July 23, 2008
Eric Nash: We're getting some tough competition around laptop battery life on the XYZ account
Yesterday, 3:10 pm Comment
Parker Harris: Does anyone have the keynote deck from SVUC '09? 3:11 pm Comment
Bill Beaver: Hey Parker, I worked on this account last year. Give me a ring if you want to discuss strategy
Yesterday, 3:11 pm
Write a Comment
810

FIG. 8

Event ID 911	Object ID 912	Created by ID 913
E1	O615	U5
E2	O489	U101

Event History Table 910

Event ID 931	Comment 932	Time/ Date 933
E37	" "	10-21-2010 5:32 PM
E37	" "	9-17-2010

Comment Table 930

Event ID 921	Old value 922	New value 923
E37	300	400
E37	4.23	4.10

Field Change Table 920

Event ID 951	Post Text 952	Time/ Date 953
E69	" "	10-11-2010 4:12 PM
E90	" "	8-12-2010

Post Table 950

User ID 941	Object ID 942
U819	O615
U819	O489
U719	O615

User Subscription Table 940

User ID 961	Event ID 962
U819	E37
U819	E90
U719	E37

News Feed Table 960

FIG. 9A

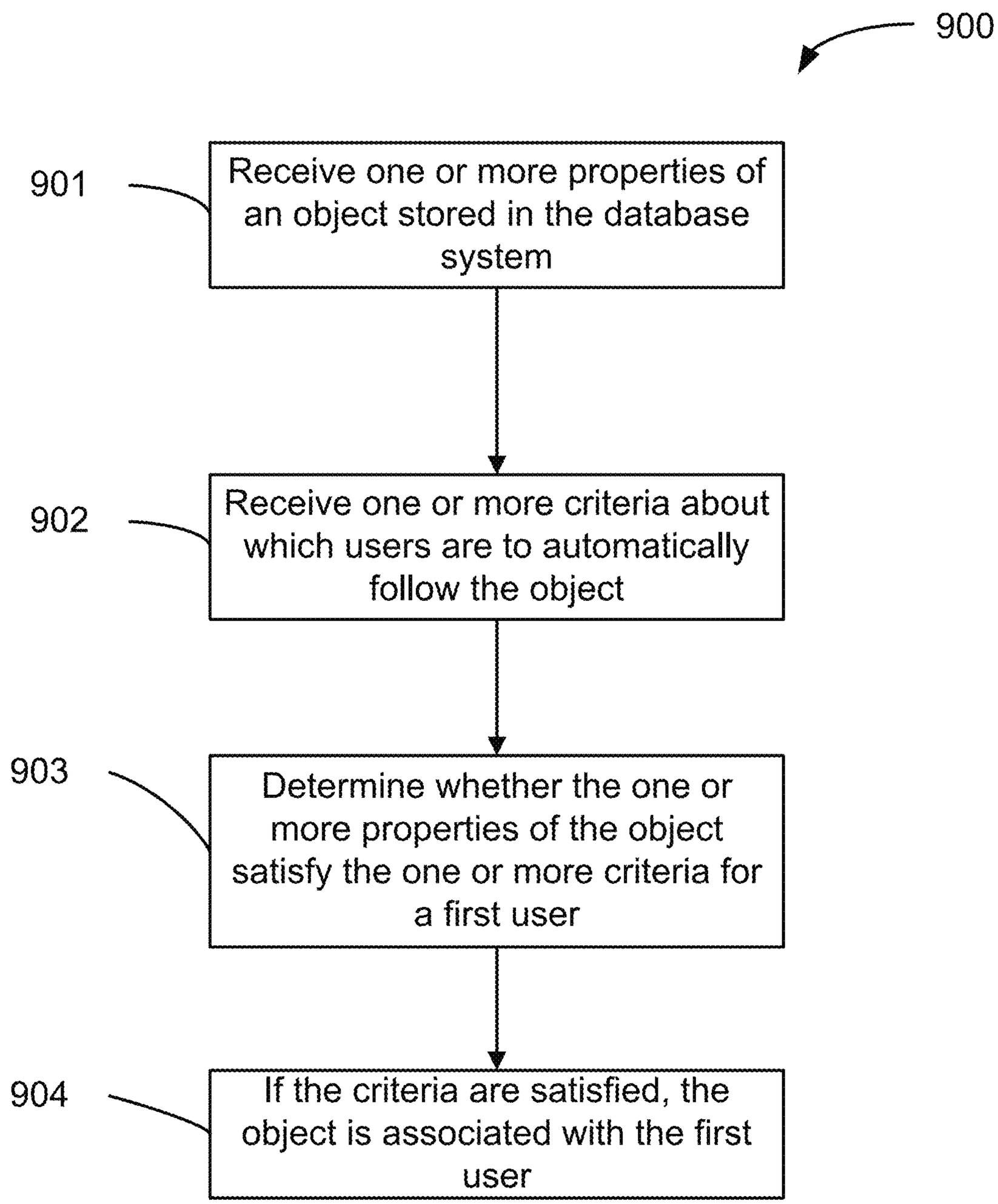
900
901
Receive one or more properties of an object stored in the database system
902
Receive one or more criteria about which users are to automatically follow the object
903
Determine whether the one or more properties of the object satisfy the one or more criteria for a first user
904
If the criteria are satisfied, the object is associated with the first user

FIG. 9B

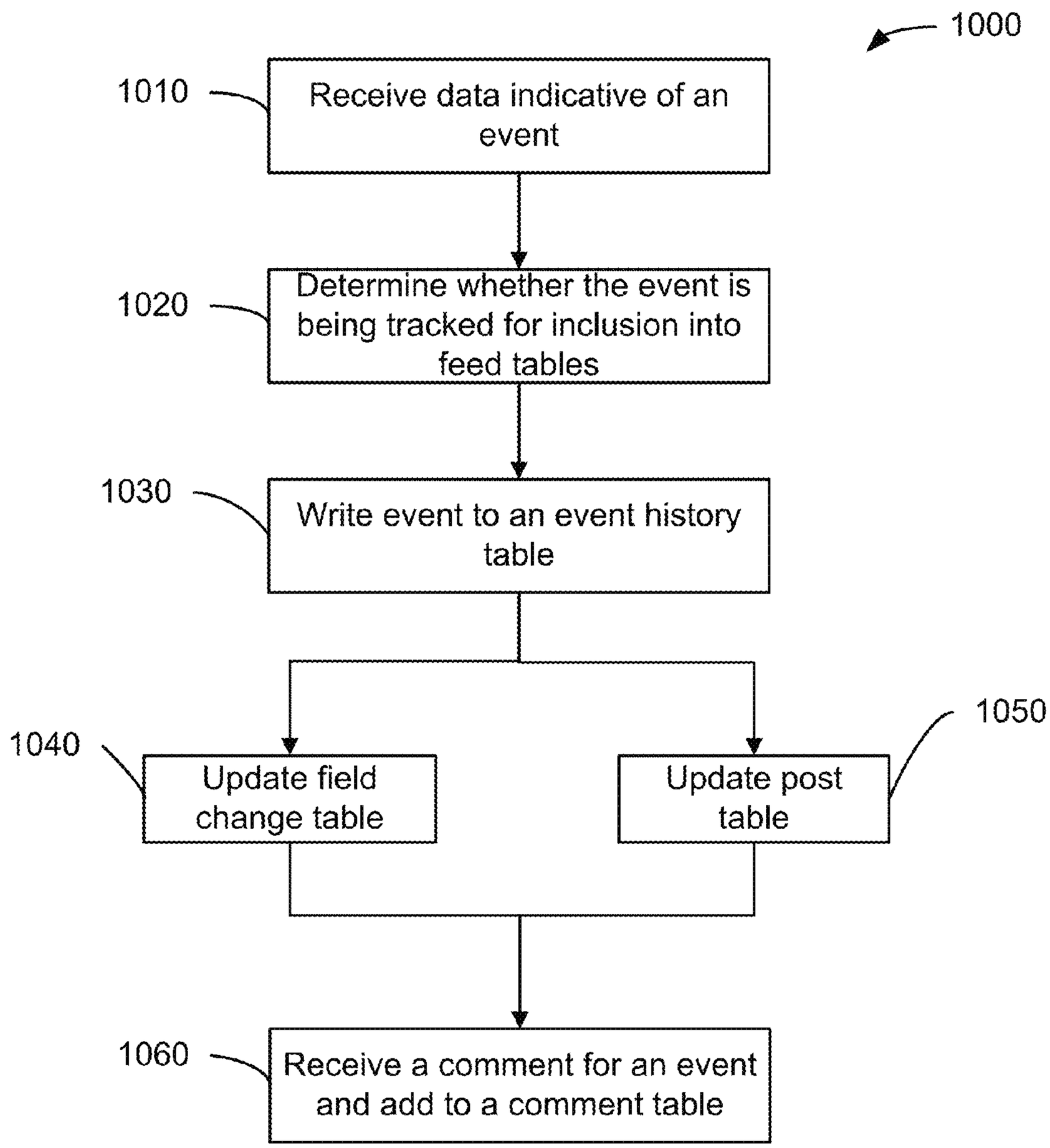
1000
1010
Receive data indicative of an event
1020
Determine whether the event is being tracked for inclusion into feed tables
1030
Write event to an event history table
1040
Update field change table
1050
Update post table
1060
Receive a comment for an event and add to a comment table

FIG. 10

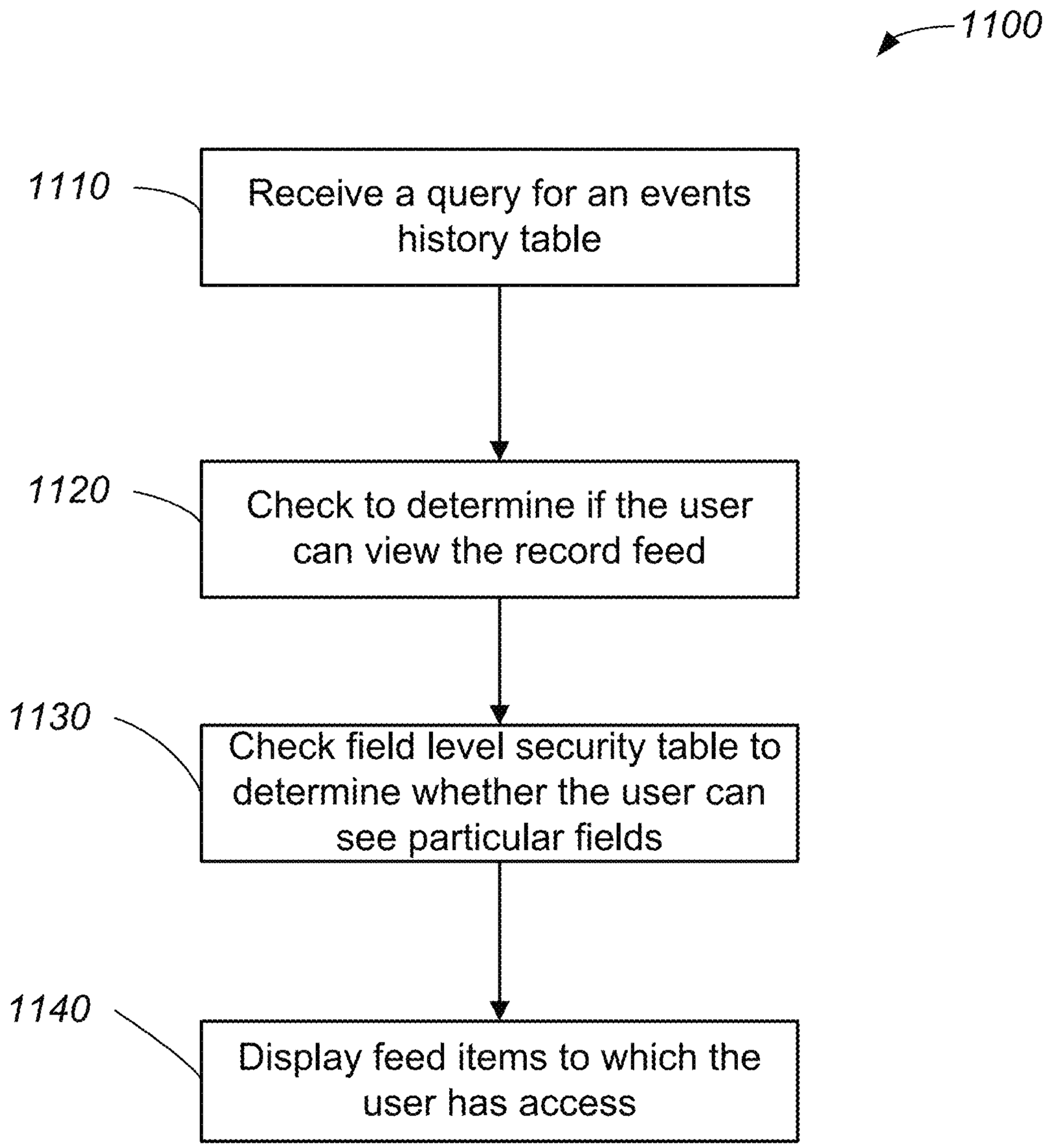
1100
1110
Receive a query for an events history table
1120
Check to determine if the user can view the record feed
1130
Check field level security table to determine whether the user can see particular fields
1140
Display feed items to which the user has access

FIG. 11

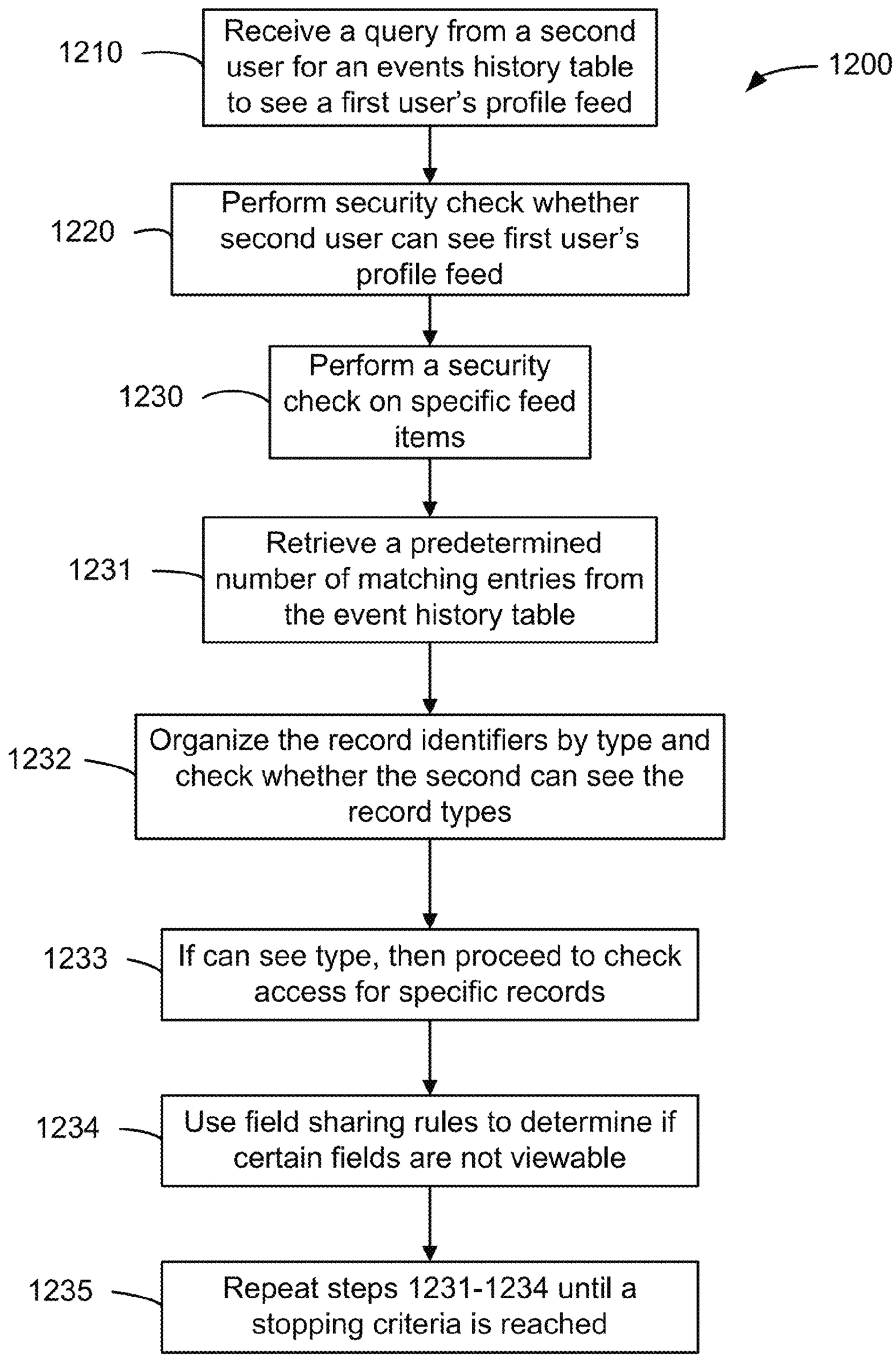
1200
1210
Receive a query from a second user for an events history table to see a first user's profile feed
1220
Perform security check whether second user can see first user's profile feed
1230
Perform a security check on specific feed items
1231
Retrieve a predetermined number of matching entries from the event history table
1232
Organize the record identifiers by type and check whether the second can see the record types
1233
If can see type, then proceed to check access for specific records
1234
Use field sharing rules to determine if certain fields are not viewable
1235
Repeat steps 1231-1234 until a stopping criteria is reached

FIG. 12

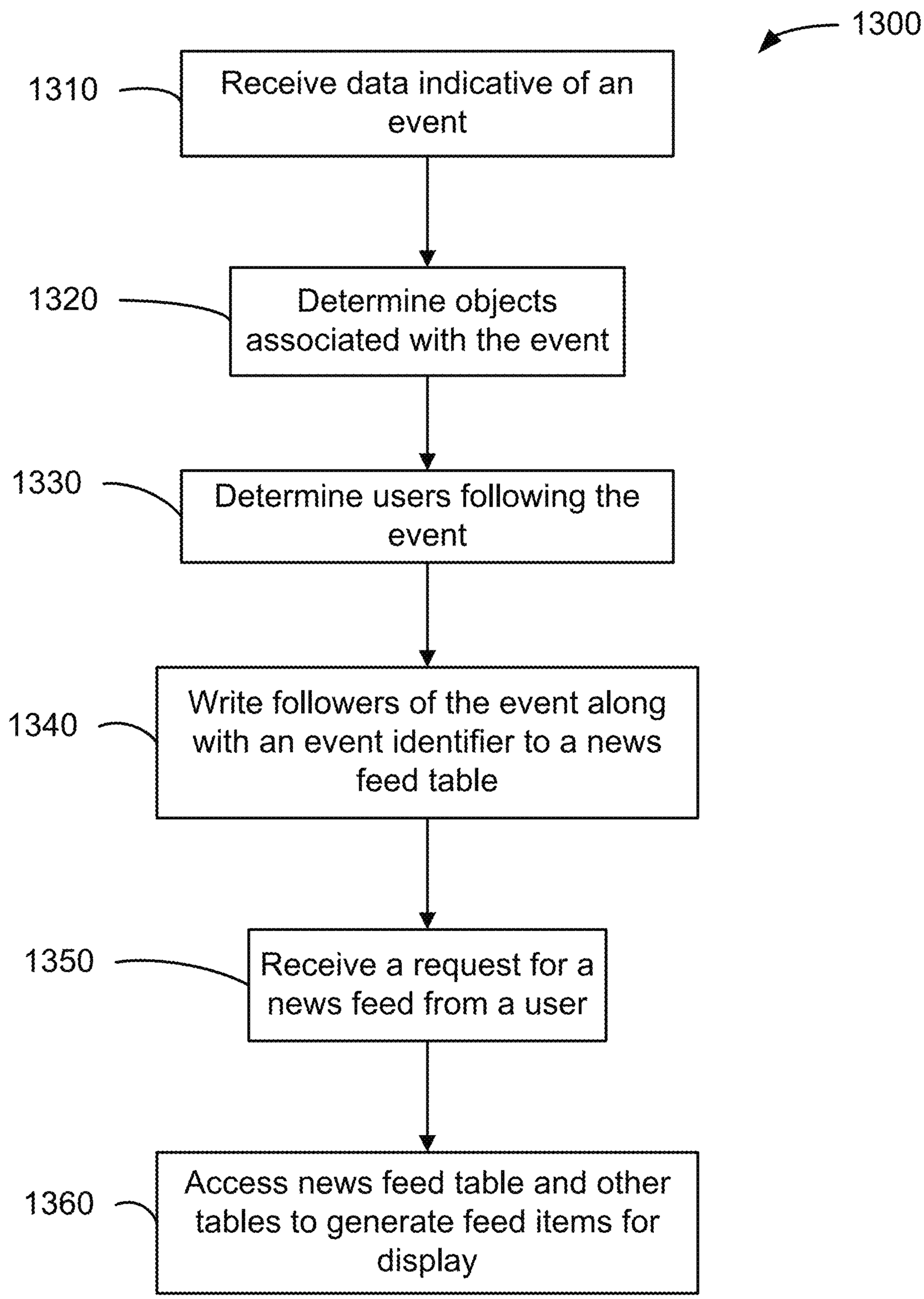
1300
1310
Receive data indicative of an event
1320
Determine objects associated with the event
1330
Determine users following the event
1340
Write followers of the event along with an event identifier to a news feed table
1350
Receive a request for a news feed from a user
1360
Access news feed table and other tables to generate feed items for display

FIG. 13

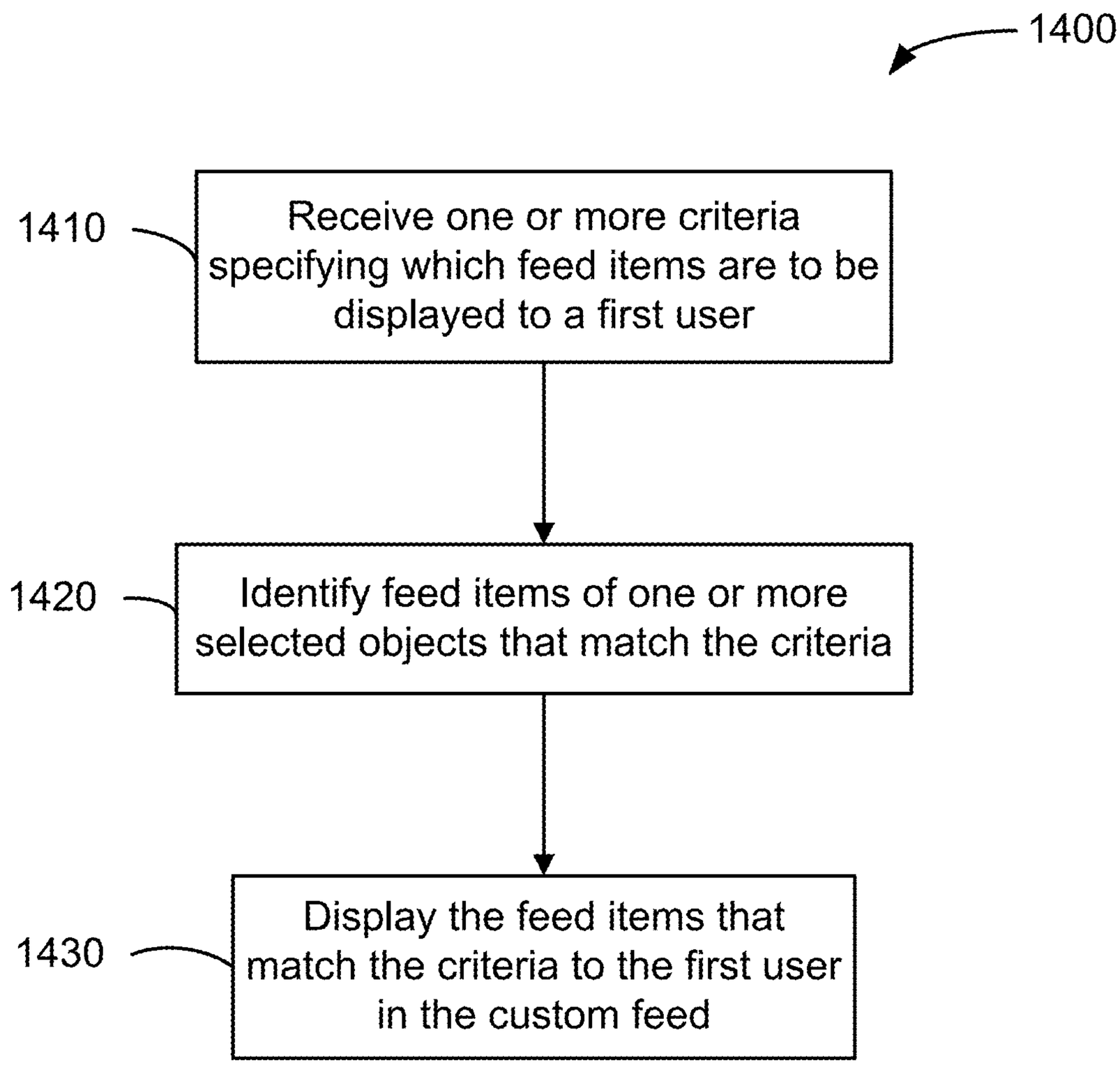
1400
1410
Receive one or more criteria specifying which feed items are to be displayed to a first user
1420
Identify feed items of one or more selected objects that match the criteria
1430
Display the feed items that match the criteria to the first user in the custom feed

FIG. 14

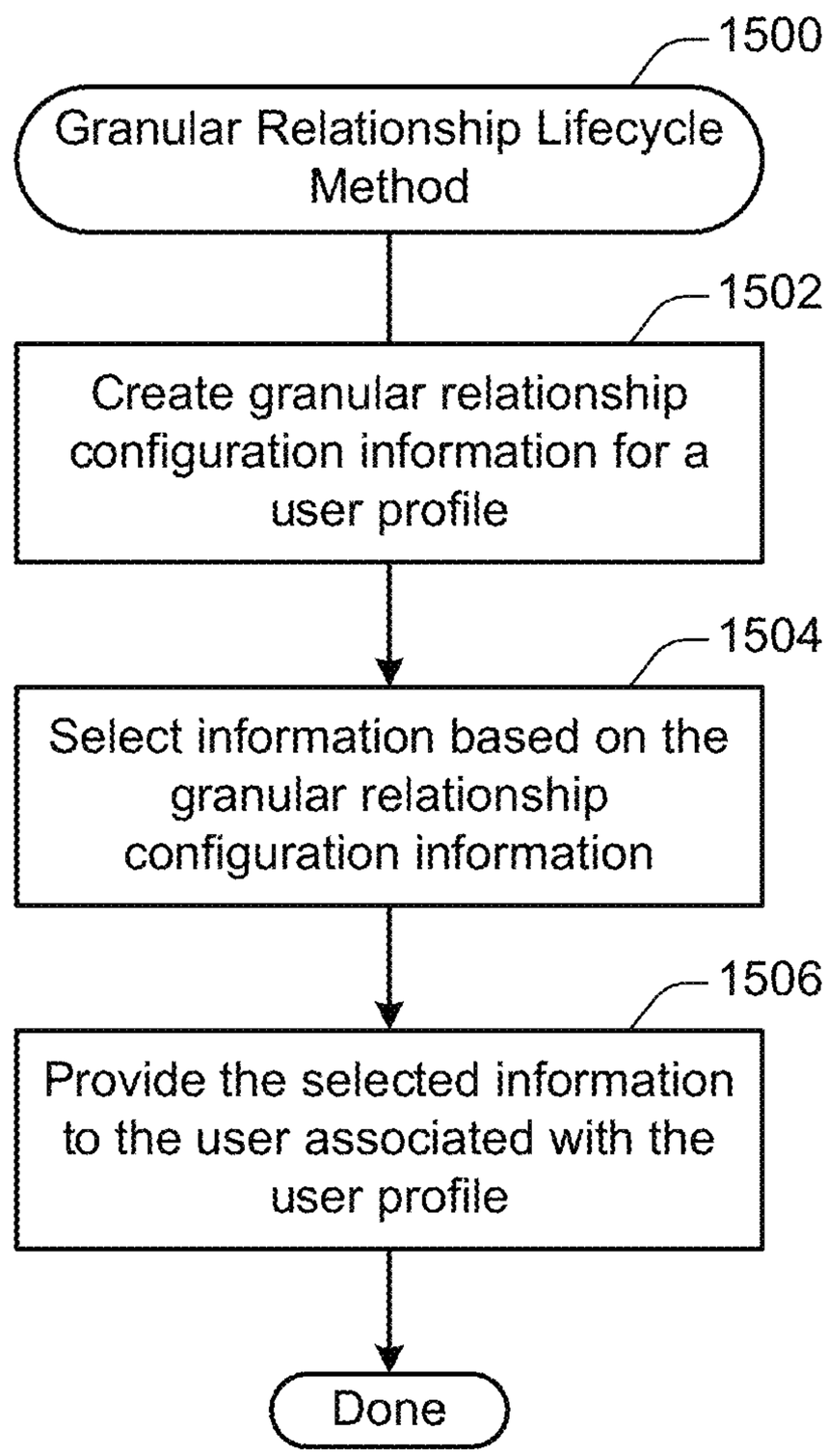
1500
Granular Relationship Lifecycle Method
1502
Create granular relationship configuration information for a user profile
1504
Select information based on the granular relationship configuration information
1506
Provide the selected information to the user associated with the user profile
Done

FIG. 15

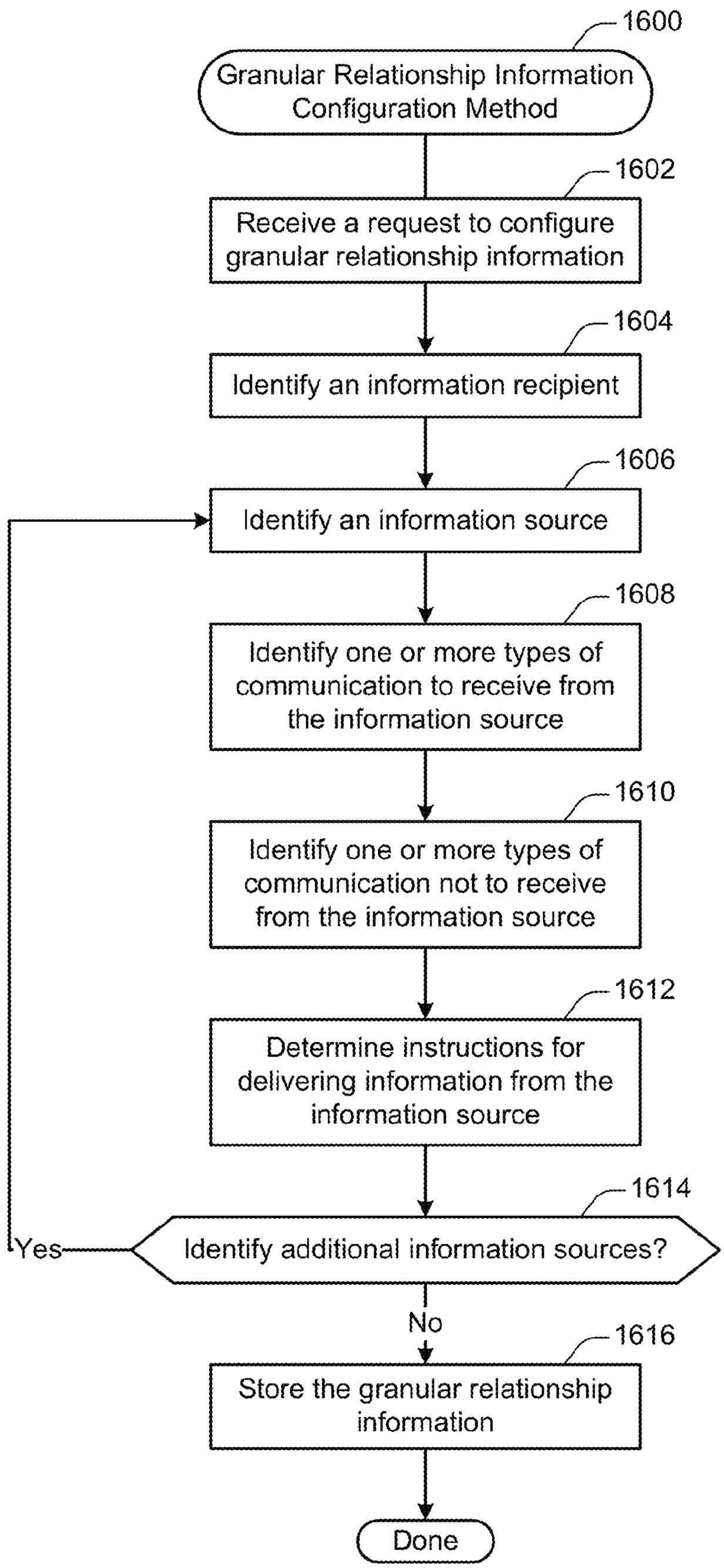
1600
Granular Relationship Information Configuration Method
1602
Receive a request to configure granular relationship information
1604
Identify an information recipient
1606
Identify an information source
1608
Identify one or more types of communication to receive from the information source
1610
Identify one or more types of communication not to receive from the information source
1612
Determine instructions for delivering information from the information source
1614
Identify additional information sources?
Yes
No
1616
Store the granular relationship information
Done

FIG. 16

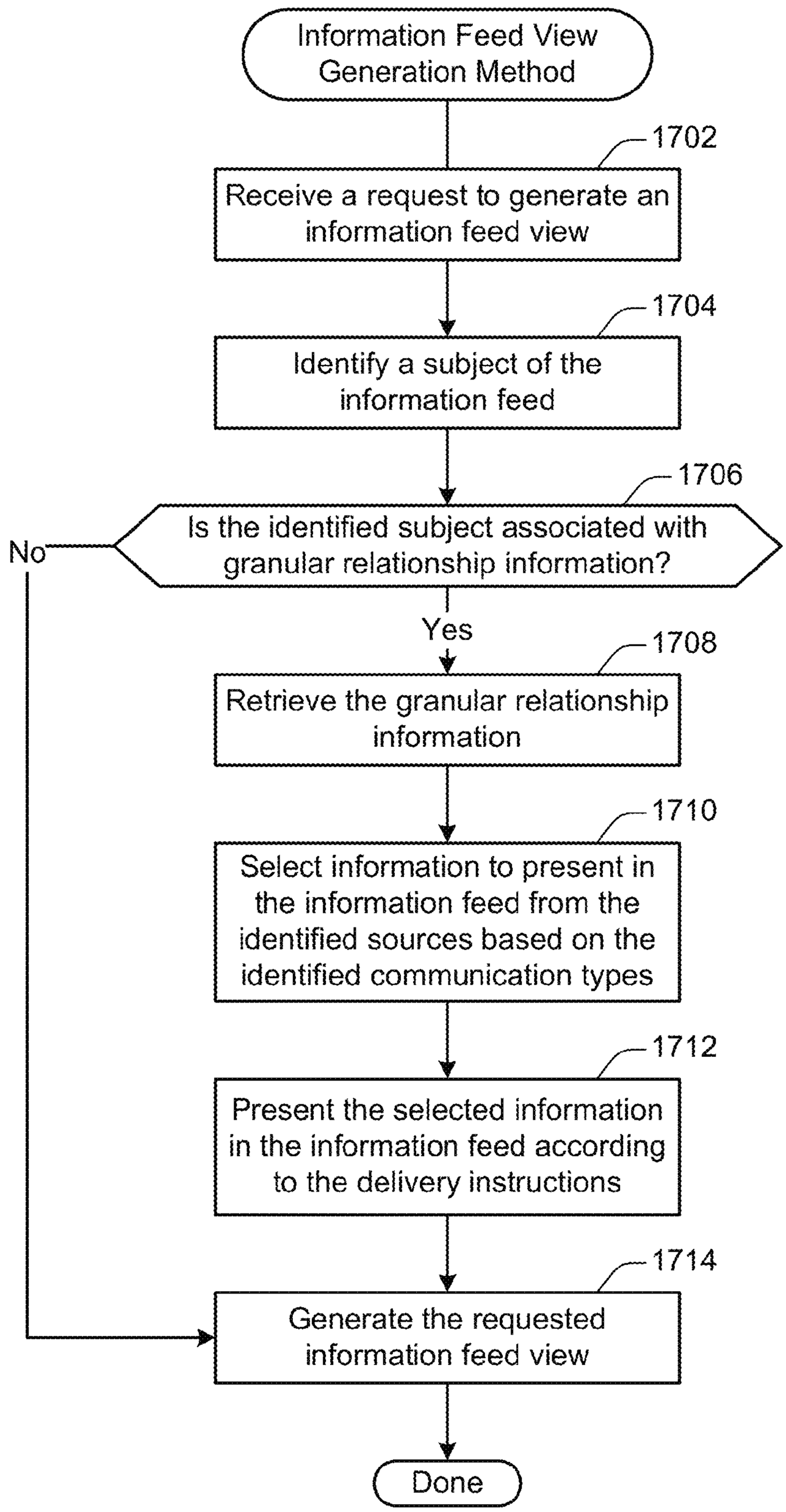
Information Feed View Generation Method
1702
Receive a request to generate an information feed view
1704
Identify a subject of the information feed
1706
Is the identified subject associated with granular relationship information?
No
Yes
1708
Retrieve the granular relationship information
1710
Select information to present in the information feed from the identified sources based on the identified communication types
1712
Present the selected information in the information feed according to the delivery instructions
1714
Generate the requested information feed view
Done

FIG. 17

CREATING AND MANAGING GRANULAR RELATIONSHIPS ON AN ONLINE SOCIAL NETWORK

PRIORITY DATA

This application is a continuation and claims priority of co-pending and commonly assigned U.S. patent application Ser. No. 13/280,086, titled "Creating and Managing Granular Relationships on an Online Social Network", by Zachary Dunn, filed on Oct. 24, 2011, which claims priority to U.S. Provisional Patent Application No. 61/500,979, titled "Systems and Methods for Creating and Managing Granular Relationships on an Online Social Network", by Zachary Dunn, filed on Jun. 24, 2011, both of which are hereby incorporated by reference in their entirety and for all purposes.

COPYRIGHT NOTICE

A portion of the disclosure of this patent document contains material, which is subject to copyright protection. The copyright owner has no objection to the facsimile reproduction by anyone of the patent document or the patent disclosure, as it appears in the Patent and Trademark Office patent file or records, but otherwise reserves all copyright rights whatsoever.

TECHNICAL FIELD

The present application relates generally to providing on-demand services in a network using a database system and, more specifically, to techniques for publishing updates to records in the database system over the network.

BACKGROUND

"Cloud computing" services provide shared resources, software, and information to computers and other devices upon request. In cloud computing environments, software can be accessible over the Internet rather than installed locally on in-house computer systems. Cloud computing typically involves over-the-Internet provision of dynamically scalable and often virtualized resources. Technological details can be abstracted from the users, who no longer have need for expertise in, or control over, the technology infrastructure "in the cloud" that supports them.

Database resources can be provided in a cloud computing context. However, using conventional database management techniques, it is difficult to know about the activity of other users of a database system in the cloud or other network. For example, the actions of a particular user, such as a salesperson, on a database resource may be important to the user's boss. The user can create a report about what the user has done and send it to the boss, but such reports may be inefficient, not timely, and incomplete. Also, it may be difficult to identify other users who might benefit from the information in the report.

BRIEF DESCRIPTION OF THE DRAWINGS

The included drawings are for illustrative purposes and serve only to provide examples of possible structures and process operations for the disclosed inventive systems, apparatus, and methods for creating and managing granular relationships on an online social network. These drawings in no way limit any changes in form and detail that may be made by one skilled in the art without departing from the spirit and scope of the disclosed implementations.

FIG. **1**A illustrates a block diagram of an example of an environment **10** in which an on-demand database service can be used in accordance with some implementations.

FIG. **1**B illustrates a block diagram of an example of some implementations of elements of FIG. **1**A and various possible interconnections between these elements.

FIG. **2**A shows a system diagram illustrating an example of architectural components of an on-demand service environment **200** according to some implementations.

FIG. **2**B shows a system diagram further illustrating an example of architectural components of an on-demand service environment according to some implementations.

FIG. **3** is a flowchart of an example of a method **300** for tracking updates to a record stored in a database system, performed in accordance with some implementations.

FIG. **4** is a block diagram of an example of components of a database system configuration **400** performing a method for tracking an update to a record according to some implementations.

FIG. **5** is an example of a flowchart of a method **500** for tracking actions of a user of a database system, performed in accordance with some implementations.

FIG. **6** is a flowchart of an example of a method **600** for creating a news feed from messages created by a user about a record or another user, performed in accordance with some implementations.

FIG. **7** shows an example of a group feed on a group page according to some implementations.

FIG. **8** shows an example of a record feed containing a feed tracked update, post, and comments according to some implementations.

FIG. **9**A shows an example of a plurality of tables that may be used in tracking events and creating feeds according to some implementations.

FIG. **9**B shows a flowchart illustrating an example of a method **900** for automatically subscribing a user to an object in a database system, performed in accordance with some implementations.

FIG. **10** is a flowchart of an example of a method **1000** for saving information to feed tracking tables, performed in accordance with some implementations.

FIG. **11** is a flowchart of an example of a method **1100** for reading a feed item as part of generating a feed for display, performed in accordance with some implementations.

FIG. **12** is a flowchart of an example of a method **1200** for reading a feed item of a profile feed for display, performed in accordance with some implementations.

FIG. **13** is a flowchart of an example of a method **1300** of storing event information for efficient generation of feed items to display in a feed, performed in accordance with some implementations.

FIG. **14** is a flowchart of an example of a method **1400** for creating a custom feed for users of a database system using filtering criteria, performed in accordance with some implementations.

FIG. **15** shows an example of a granular relationship lifecycle method **1500**, performed in accordance with some implementations.

FIG. **16** shows a flowchart of an example of a method **1600** for configuring granular relationship information, performed in accordance with some implementations.

FIG. **17** shows a flowchart of an example of a method **1700** for generating an information feed view, performed in accordance with some implementations.

DETAILED DESCRIPTION

Examples of systems, apparatus, and methods according to the disclosed implementations are described in this section. These examples are being provided solely to add context and aid in the understanding of the disclosed implementations. It will thus be apparent to one skilled in the art that implementations may be practiced without some or all of these specific details. In other instances, certain process/method operations, also referred to herein as "blocks," have not been described in detail in order to avoid unnecessarily obscuring implementations. Other applications are possible, such that the following examples should not be taken as definitive or limiting either in scope or setting.

In the following detailed description, references are made to the accompanying drawings, which form a part of the description and in which are shown, by way of illustration, specific implementations. Although these implementations are described in sufficient detail to enable one skilled in the art to practice the disclosed implementations, it is understood that these examples are not limiting, such that other implementations may be used and changes may be made without departing from their spirit and scope. For example, the blocks of methods shown and described herein are not necessarily performed in the order indicated. It should also be understood that the methods may include more or fewer blocks than are indicated. In some implementations, blocks described herein as separate blocks may be combined. Conversely, what may be described herein as a single block may be implemented in multiple blocks.

Various implementations described or referenced herein are directed to different methods, apparatus, systems, and computer program products for facilitating the creation and management of granular relationships on an online social network, also referred to herein as a social networking system. The online social network may include an information feed, which may include information updates stored in an on-demand database service environment. In some implementations, the disclosed methods, apparatus, systems, and computer program products may be configured or designed for use in a multi-tenant database environment.

In some implementations, an online social network may allow a user to follow data objects in the form of records such as cases, accounts, or opportunities, in addition to following individual users and groups of users. One example of such an online social network is Chatter®, provided by salesforce.com of San Francisco, Calif.

The "following" of a record stored in a database, as described in greater detail below, allows a user to track the progress of that record. Updates to the record, also referred to herein as changes to the record, can occur and be noted on an information feed such as the record feed or the news feed of a user subscribed to the record. With the disclosed implementations, such record updates are often presented as an item or entry in the feed. Such a feed item can include a single update or a collection of individual updates. Information updates presented as feed items in an information feed can include updates to a record, as well as other types of updates such as user actions and events, as described herein. Examples of record updates include field changes in the record, as well as the creation of the record itself. Examples of other types of information updates, which may or may not be linked with a particular record depending on the specific use of the information update, include posts such as explicit text or characters submitted by a user, multimedia data sent between or among users, status updates such as updates to a user's status or updates to the status of a record, uploaded files, indications of a user's personal preferences such as "likes and "dislikes," and links to other data or records. Information updates can also be group-related, e.g., a change to group status information for a group of which the user is one of possibly additional members. A user following, e.g., subscribed to, the record is capable of viewing record updates on the user's news feed. Any number of users can follow a record and thus view record updates in this fashion. Some records are publicly accessible, such that any user can follow the record, while other records are private, for which appropriate security clearance/permissions are a prerequisite to a user following the record.

The disclosed implementations provide for creating and configuring granular relationships on a social network. Implementations of the disclosed systems, apparatus, and methods are also configured to select information for presentation in an information feed in accordance with the configured granular relationships.

Social networks are increasingly becoming a common way to facilitate communication between individuals and groups of individuals, any of whom can be recognized as "users" of a social networking system. In many social networks, individuals may establish connections with one other, which may be referred to as "friending" one another. By establishing such a connection, one user may be able to see information generated by or associated with another user. For instance, a first user may be able to see information posted by a second user to the first user's personal social network page. One implementation of such a personal social network page is a user's profile page, for example, in the form of a web page representing the user's profile. For example, a post submitted by the second user about the first user can be presented on the first user's profile feed, also referred to herein as the user's "wall," which can be displayed on the first user's profile page.

In some implementations, an information feed in the context of a social network may be a collection of information selected from the social network for presentation in a user interface. The information presented in the information feed may include entries posted to a user's wall or any other type of information accessible within the social network. For example, a user's news feed may include text inputs such as comments (e.g, statements, questions, emotional expressions), responses to comments (e.g., answers, reactionary emotional expressions), indications of personal preferences, status updates, and hyperlinks. As another example, a news feed may include file uploads, such as presentations, documents, multimedia files, and the like.

In some implementations, a news feed may be specific to an individual user, a group of users, or a data object. For instance, a group of users on a social network may publish a news feed. Members of the group and the larger social network may view and post to the group news feed in accordance with a permissions configuration for the news feed and the group.

In some implementations, when data such as comments input from one or more users are published to an information feed for a particular user, group, object, or other construct within a social network, an e-mail notification or other type of notification may be transmitted to all users following the user, group, or object in addition to the posting of the published data as a feed item in one or more feeds, such as a news feed or a record feed. In many social networks, the occurrence of such a notification may be limited to the first instance of a published input, which may form part of a larger conversation. For instance, a notification may be transmitted for an initial comment, but neither for responses

to the comment nor for follow-up comments related to the initial comment. As a result, a following user may be made aware of initial input published to a news feed for a particular conversation, but subsequent related activity may be unknown to the user unless the user navigates to a particular location where the initial input and the entire conversation are published.

In some implementations, techniques described herein may facilitate the configuration of granular relationships. For example, a user may elect to receive notifications for activity subsequent to an initial input of interest, such as an initial comment, on an information feed in a social network. Such activity may include, for instance, a follow-up comment to an initial comment. As another example, an automated, configurable search may be run on various news feeds that would return entire conversations in a single digest. As yet another example, a user may elect to follow the entire content of a conversation, rather than the first instance of an input. As still another example, a user may elect to receive notifications for some designated types of inputs to the social network and not to receive notifications for other designated types of inputs.

In some implementations, techniques described herein may facilitate the flexible configuration of delivery instructions for information selected from a social network. For example, a user may elect to receive designated types of information, such as responses or follow-up comments, via individual feed items or via a digest, e.g., a collection of feed items. A user may elect to receive designated types of information in the user's news feed, in an e-mail sent to the user's email account, or via any other type of communication supported by the social network.

In some implementations, a user may elect to receive designated types of comments posted by designated users. For example, a manager's direct report may be interested in the comments and social network activities of his manager, but not necessarily the manager's posts to the manager's news feed. This may be because the manager may simply post status updates or general items on his news feed. However, the manager's comments on other users' news feeds may provide more insight as to specific projects. In this case, the user may elect to follow the manager's comments on certain identified users' news feeds rather than all of the manager's posts. These comments may be retrieved by performing a search of the manager's social networking activities to produce a digest of the manager's comments, in addition to the initial post that caused the manager to comment, which may then be transmitted to the direct report in the form of an email, news feed post, or other type of communication.

In some implementations, a user may elect to receive notifications based on keywords. Such a user may be interested in any news feed that mentions a specific topic. For example, the user may wish to see news feed conversations that mention a prototype that is being worked on. A search could be performed on the news feed, and any mentions of the prototype could be collected into a search result. In order to provide context to the search results, whole conversations could be collected. That is, the initial post on a news feed that lead to the mention of the prototype as well as any subsequent comments to that initial post may be provided to the user.

In some implementations, facilitating granular relationships on an on-line social network may allow various types of uses of the social network that may be otherwise difficult or impossible. For example, a manager may be able to track the value (as opposed to the volume) of a team's contributions on the social network. As another example, such capabilities may allow internal regulators to better track individuals with possible compliance issues. As yet another example, such capabilities may increase adoption of the social network since notifications would provide better insight into activities on social network news feeds. As still another example, granular relationships may offer increased visibility of a manager's activities in a social network, thereby resulting in better alignment between management and other employees, since an employee can follow a manager's posting beyond an initial input.

These and other implementations may be embodied in various types of hardware, software, firmware, and combinations thereof. For example, some techniques disclosed herein may be implemented, at least in part, by machine-readable media that include program instructions, state information, etc., for performing various services and operations described herein. Examples of program instructions include both machine code, such as produced by a compiler, and files containing higher-level code that may be executed by a computing device such as a server or other data processing apparatus using an interpreter. Examples of machine-readable media include, but are not limited to, magnetic media such as hard disks, floppy disks, and magnetic tape; optical media such as CD-ROM disks; magneto-optical media; and hardware devices that are specially configured to store program instructions, such as read-only memory devices ("ROM") and random access memory ("RAM"). These and other features of the disclosed implementations will be described in more detail below with reference to the associated drawings.

The term "multi-tenant database system" can refer to those systems in which various elements of hardware and software of a database system may be shared by one or more customers. For example, a given application server may simultaneously process requests for a great number of customers, and a given database table may store rows for a potentially much greater number of customers. The term "query plan" generally refers to one or more operations used to access information in a database system.

A "user profile" or "user's profile" is generally configured to store and maintain data about the user of the database system. The data can include general information, such as title, phone number, a photo, a biographical summary, and a status (e.g., text describing what the user is currently doing). As mentioned below, the data can include messages created by other users. Where there are multiple tenants, a user is typically associated with a particular tenant. For example, a user could be a salesperson of a company, which is a tenant of the database system that provides a database service.

The term "record" generally refers to a data entity, such as an instance of a data object created by a user of the database service, for example, about a particular (actual or potential) business relationship or project. The data object can have a data structure defined by the database service (a standard object) or defined by a subscriber (custom object). For example, a record can be for a business partner or potential business partner (e.g., a client, vendor, distributor, etc.) of the user, and can include an entire company, subsidiaries, or contacts at the company. As another example, a record can be a project that the user is working on, such as an opportunity (e.g., a possible sale) with an existing partner, or a project that the user is trying to get. In one implementation of a multi-tenant database, each record for the tenants has a unique identifier stored in a common table. A record has data fields that are defined by the structure of the object (e.g., fields of certain data types and purposes). A record can also

have custom fields defined by a user. A field can be another record or include links thereto, thereby providing a parent-child relationship between the records.

The terms "information feed" and "feed" are used interchangeably herein and generally refer to a combination (e.g., a list) of feed items or entries with various types of information and data. Such feed items can be stored and maintained in one or more database tables, e.g., as rows in the table(s), that can be accessed to retrieve relevant information to be presented as part of a displayed feed. The term "feed item" (or feed element) refers to an item of information, which can be presented in the feed such as a post published by a user. Feed items of information about a user can be presented in a user's profile feed of the database, while feed items of information about a record can be presented in a record feed in the database, by way of example. A profile feed and a record feed are examples of different information feeds. A second user following a first user or record can receive the feed items associated with the first user and the record for display in the second user's news feed, which is another type of information feed. In some implementations, the feed items from any number of followed users and records can be combined into a single information feed of a particular user.

As examples, a feed item can be a message, such as a user-generated post of text data, and a feed tracked update to a record or profile, such as a change to a field of the record. A feed can be a combination of messages and feed tracked updates. Messages include text created by a user, and may include other data as well. Examples of messages include posts, user status updates, and comments. Messages can be created for a user's profile or for a record. Posts can be created by various users, potentially any user, although some restrictions can be applied. As an example, posts can be made to a wall section of a user's profile page (which can include a number of recent posts) or a section of a record that includes multiple posts. The posts can be organized in chronological order when displayed in a graphical user interface (GUI), for instance, on the user's profile page, as part of the user's profile feed. In contrast to a post, a user status update changes a status of a user and can be made by that user or an administrator. Other similar sections of a user's profile can also include an "About" section. A record can also have a status, the update of which can be provided by an owner of the record or other users having suitable write access permissions to the record. The owner can be a single user, multiple users, or a group. In one implementation, there is only one status for a record.

In one implementation, a comment can be made on any feed item. In another implementation, comments are organized as a list explicitly tied to a particular feed tracked update, post, or status update. In this implementation, comments may not be listed in the first layer (in a hierarchal sense) of feed items, but listed as a second layer branching from a particular first layer feed item.

A "feed tracked update," also referred to herein as a "feed update," is one type of information update and generally refers to data representing an event. A feed tracked update can include text generated by the database system in response to the event, to be provided as one or more feed items for possible inclusion in one or more feeds. In one implementation, the data can initially be stored, and then the database system can later use the data to create text for describing the event. Both the data and/or the text can be a feed tracked update, as used herein. In various implementations, an event can be an update of a record and/or can be triggered by a specific action by a user. Which actions trigger an event can be configurable. Which events have feed tracked updates created and which feed updates are sent to which users can also be configurable. Messages and feed updates can be stored as a field or child object of the record. For example, the feed can be stored as a child object of the record.

A "group" is generally a collection of users. In some implementations, the group may be defined as users with a same or similar attribute, or by membership. In one implementation, a "group feed" includes any feed item about any user in a group.

In another implementation, the group feed includes feed items that are about the group as a whole. In one implementation, the feed items for a group are only posts and comments.

An "entity feed" or "record feed" generally refers to a feed of feed items about a particular record in the database, such as feed tracked updates about changes to the record and posts made by users about the record. An entity feed can be composed of any type of feed item. Such a feed can be displayed on a page such as a web page associated with the record, e.g., a home page of the record. As used herein, a "profile feed" is a feed of feed items about a particular user. In one implementation, the feed items for a profile feed are posts and comments that other users make about or send to the particular user, and status updates made by the particular user. Such a profile feed can be displayed on a page associated with the particular user. In another implementation, feed items in a profile feed could include posts made by the particular user and feed tracked updates initiated based on actions of the particular user.

I. General Overview

Systems, apparatus, and methods are provided for implementing enterprise level social and business information networking. Such implementations can provide more efficient use of a database system. For instance, a user of a database system may not easily know when important information in the database has changed, e.g., about a project or client. Implementations can provide feed tracked updates about such changes and other events, thereby keeping users informed.

By way of example, a user can update a record (e.g., an opportunity such as a possible sale of 1000 computers). Once the record update has been made, a feed tracked update about the record update can then automatically be sent (e.g., in a feed) to anyone subscribing to the opportunity or to the user. Thus, the user does not need to contact a manager regarding the change in the opportunity, since the feed tracked update about the update is sent via a feed right to the manager's feed page (or other page).

Next, mechanisms and methods for providing systems implementing enterprise level social and business information networking will be described with reference to example implementations. First, an overview of an example database system is described, and then examples of tracking events for a record, actions of a user, and messages about a user or record are described. Various implementations about the data structure of feeds, customizing feeds, user selection of records and users to follow, generating feeds, and displaying feeds are also described.

II. System Overview

FIG. **1**A illustrates a block diagram of an example of an environment **10** in which an on-demand database service can be used in accordance with some implementations. Environment **10** may include user systems **12**, network **14**, database system **16**, processor system **17**, application platform **18**, network interface **20**, tenant data storage **22**,

system data storage **24**, program code **26**, and process space **28**. In other implementations, environment **10** may not have all of these components and/or may have other components instead of, or in addition to, those listed above.

Environment **10** is an environment in which an on-demand database service exists. User system **12** may be any machine or system that is used by a user to access a database system **16**. For example, any of user systems **12** can be a handheld computing device, a mobile phone, a laptop computer, a work station, and/or a network of computing devices. As illustrated in FIG. **1**A (and in more detail in FIG. **1**B) user systems **12** might interact via a network **14** with an on-demand database service, which is implemented in the example of FIG. **1**A as database system **16**.

An on-demand database service, such as system **16**, is a database system that is made available to outside users, who do not need to necessarily be concerned with building and/or maintaining the database system. Instead, the database system may be available for their use when the users need the database system, i.e., on the demand of the users. Some on-demand database services may store information from one or more tenants into tables of a common database image to form a multi-tenant database system (MTS). A database image may include one or more database objects. A relational database management system (RDBMS) or the equivalent may execute storage and retrieval of information against the database object(s). Application platform **18** may be a framework that allows the applications of system **16** to run, such as the hardware and/or software, e.g., the operating system. In some implementations, application platform **18** enables creation, managing and executing one or more applications developed by the provider of the on-demand database service, users accessing the on-demand database service via user systems **12**, or third party application developers accessing the on-demand database service via user systems **12**.

The users of user systems **12** may differ in their respective capacities, and the capacity of a particular user system **12** might be entirely determined by permissions (permission levels) for the current user. For example, where a salesperson is using a particular user system **12** to interact with system **16**, that user system has the capacities allotted to that salesperson. However, while an administrator is using that user system to interact with system **16**, that user system has the capacities allotted to that administrator. In systems with a hierarchical role model, users at one permission level may have access to applications, data, and database information accessible by a lower permission level user, but may not have access to certain applications, database information, and data accessible by a user at a higher permission level. Thus, different users will have different capabilities with regard to accessing and modifying application and database information, depending on a user's security or permission level, also called authorization.

Network **14** is any network or combination of networks of devices that communicate with one another. For example, network **14** can be any one or any combination of a LAN (local area network), WAN (wide area network), telephone network, wireless network, point-to-point network, star network, token ring network, hub network, or other appropriate configuration. Network **14** can include a TCP/IP (Transfer Control Protocol and Internet Protocol) network, such as the global internetwork of networks often referred to as the "Internet" with a capital "I." The Internet will be used in many of the examples herein. However, it should be understood that the networks that the present implementations might use are not so limited, although TCP/IP is a frequently implemented protocol.

User systems **12** might communicate with system **16** using TCP/IP and, at a higher network level, use other common Internet protocols to communicate, such as HTTP, FTP, AFS, WAP, etc. In an example where HTTP is used, user system **12** might include an HTTP client commonly referred to as a "browser" for sending and receiving HTTP signals to and from an HTTP server at system **16**. Such an HTTP server might be implemented as the sole network interface **20** between system **16** and network **14**, but other techniques might be used as well or instead. In some implementations, the network interface **20** between system **16** and network **14** includes load sharing functionality, such as round-robin HTTP request distributors to balance loads and distribute incoming HTTP requests evenly over a plurality of servers. At least for users accessing system **16**, each of the plurality of servers has access to the MTS' data; however, other alternative configurations may be used instead.

In one implementation, system **16**, shown in FIG. **1**A, implements a web-based customer relationship management (CRM) system. For example, in one implementation, system **16** includes application servers configured to implement and execute CRM software applications as well as provide related data, code, forms, web pages and other information to and from user systems **12** and to store to, and retrieve from, a database system related data, objects, and Webpage content. With a multi-tenant system, data for multiple tenants may be stored in the same physical database object in tenant data storage **22**, however, tenant data typically is arranged in storage medium(s) **22** so that data of one tenant is kept logically separate from that of other tenants so that one tenant does not have access to another tenant's data, unless such data is expressly shared. In certain implementations, system **16** implements applications other than, or in addition to, a CRM application. For example, system **16** may provide tenant access to multiple hosted (standard and custom) applications, including a CRM application. User (or third party developer) applications, which may or may not include CRM, may be supported by the application platform **18**, which manages creation, storage of the applications into one or more database objects and executing of the applications in a virtual machine in the process space of the system **16**.

One arrangement for elements of system **16** is shown in FIGS. **1**A and **1**B, including a network interface **20**, application platform **18**, tenant data storage **22** for tenant data **23**, system data storage **24** for system data **25** accessible to system **16** and possibly multiple tenants, program code **26** for implementing various functions of system **16**, and a process space **28** for executing MTS system processes and tenant-specific processes, such as running applications as part of an application hosting service. Additional processes that may execute on system **16** include database indexing processes.

Several elements in the system shown in FIG. **1**A include conventional, well-known elements that are explained only briefly here. For example, each user system **12** could include a desktop personal computer, workstation, laptop, PDA, cell phone, or any wireless access protocol (WAP) enabled device or any other computing device capable of interfacing directly or indirectly to the Internet or other network connection. User system **12** typically runs an HTTP client, e.g., a browsing program, such as Microsoft's Internet Explorer browser, Netscape's Navigator browser, Opera's browser, or

a WAP-enabled browser in the case of a cell phone, PDA or other wireless device, or the like, allowing a user (e.g., subscriber of the multi-tenant database system) of user system **12** to access, process and view information, pages and applications available to it from system **16** over network **14**. Each user system **12** also typically includes one or more user interface devices, such as a keyboard, a mouse, trackball, touch pad, touch screen, pen or the like, for interacting with a graphical user interface (GUI) provided by the browser on a display (e.g., a monitor screen, LCD display, etc.) of the computing device in conjunction with pages, forms, applications and other information provided by system **16** or other systems or servers. For example, the user interface device can be used to access data and applications hosted by system **16**, and to perform searches on stored data, and otherwise allow a user to interact with various GUI pages that may be presented to a user. As discussed above, implementations are suitable for use with the Internet, although other networks can be used instead of or in addition to the Internet, such as an intranet, an extranet, a virtual private network (VPN), a non-TCP/IP based network, any LAN or WAN or the like.

According to one implementation, each user system **12** and all of its components are operator configurable using applications, such as a browser, including computer code run using a central processing unit such as an Intel Pentium® processor or the like. Similarly, system **16** (and additional instances of an MTS, where more than one is present) and all of its components might be operator configurable using application(s) including computer code to run using processor system **17**, which may be implemented to include a central processing unit, which may include an Intel Pentium® processor or the like, and/or multiple processor units. A computer program product implementation includes a non-transitory machine-readable storage medium (media) having instructions stored thereon/in, which can be used to program a computer to perform any of the processes/methods of the implementations described herein. Computer program code **26** for operating and configuring system **16** to intercommunicate and to process web pages, applications and other data and media content as described herein is preferably downloadable and stored on a hard disk, but the entire program code, or portions thereof, may also be stored in any other volatile or non-volatile memory medium or device as is well known, such as a ROM or RAM, or provided on any media capable of storing program code, such as any type of rotating media including floppy disks, optical discs, digital versatile disk (DVD), compact disk (CD), microdrive, and magneto-optical disks, and magnetic or optical cards, nanosystems (including molecular memory ICs), or any type of media or device suitable for storing instructions and/or data. Additionally, the entire program code, or portions thereof, may be transmitted and downloaded from a software source over a transmission medium, e.g., over the Internet, or from another server, as is well known, or transmitted over any other conventional network connection as is well known (e.g., extranet, VPN, LAN, etc.) using any communication medium and protocols (e.g., TCP/IP, HTTP, HTTPS, Ethernet, etc.) as are well known. It will also be appreciated that computer code for the disclosed implementations can be realized in any programming language that can be executed on a client system and/or server or server system such as, for example, C, C++, HTML, any other markup language, Java™ JavaScript, ActiveX, any other scripting language, such as VBScript, and many other programming languages as are well known may be used. (Java™ is a trademark of Sun Microsystems, Inc.).

According to some implementations, each system **16** is configured to provide web pages, forms, applications, data and media content to user (client) systems **12** to support the access by user systems **12** as tenants of system **16**. As such, system **16** provides security mechanisms to keep each tenant's data separate unless the data is shared. If more than one MTS is used, they may be located in close proximity to one another (e.g., in a server farm located in a single building or campus), or they may be distributed at locations remote from one another (e.g., one or more servers located in city A and one or more servers located in city B). As used herein, each MTS could include one or more logically and/or physically connected servers distributed locally or across one or more geographic locations. Additionally, the term "server" is meant to include a computer device or system, including processing hardware and process space(s), and an associated storage system and database application (e.g., OODBMS or RDBMS) as is well known in the art. It should also be understood that "server system" and "server" are often used interchangeably herein. Similarly, the database objects described herein can be implemented as single databases, a distributed database, a collection of distributed databases, a database with redundant online or offline backups or other redundancies, etc., and might include a distributed database or storage network and associated processing intelligence.

FIG. **1**B illustrates a block diagram of an example of some implementations of elements of FIG. **1**A and various possible interconnections between these elements. That is, FIG. **1**B also illustrates environment **10**. However, in FIG. **1**B elements of system **16** and various interconnections in some implementations are further illustrated. FIG. **1**B shows that user system **12** may include processor system **12**A, memory system **12**B, input system **12**C, and output system **12**D. FIG. **1**B shows network **14** and system **16**. FIG. **1**B also shows that system **16** may include tenant data storage **22**, tenant data **23**, system data storage **24**, system data **25**, User Interface (UI) **30**, Application Program Interface (API) **32**, PL/SOQL **34**, save routines **36**, application setup mechanism **38**, applications servers **1001-100**N, system process space **102**, tenant process spaces **104**, tenant management process space **110**, tenant storage area **112**, user storage **114**, and application metadata **116**. In other implementations, environment **10** may not have the same elements as those listed above and/or may have other elements instead of, or in addition to, those listed above.

User system **12**, network **14**, system **16**, tenant data storage **22**, and system data storage **24** were discussed above in FIG. **1**A. Regarding user system **12**, processor system **12**A may be any combination of one or more processors. Memory system **12**B may be any combination of one or more memory devices, short term, and/or long term memory. Input system **12**C may be any combination of input devices, such as one or more keyboards, mice, trackballs, scanners, cameras, and/or interfaces to networks. Output system **12**D may be any combination of output devices, such as one or more monitors, printers, and/or interfaces to networks. As shown by FIG. **1**B, system **16** may include a network interface **20** (of FIG. **1**A) implemented as a set of HTTP application servers **100**, an application platform **18**, tenant data storage **22**, and system data storage **24**. Also shown is system process space **102**, including individual tenant process spaces **104** and a tenant management process space **110**. Each application server **100** may be configured to communicate with tenant data storage **22** and the tenant data **23** therein, and system data storage **24** and the system data **25** therein to serve requests of user systems **12**. The tenant data

23 might be divided into individual tenant storage areas **112**, which can be either a physical arrangement and/or a logical arrangement of data. Within each tenant storage area **112**, user storage **114** and application metadata **116** might be similarly allocated for each user. For example, a copy of a user's most recently used (MRU) items might be stored to user storage **114**. Similarly, a copy of MRU items for an entire organization that is a tenant might be stored to tenant storage area **112**. A UI **30** provides a user interface and an API **32** provides an application programmer interface to system **16** resident processes to users and/or developers at user systems **12**. The tenant data and the system data may be stored in various databases, such as one or more Oracle databases.

Application platform **18** includes an application setup mechanism **38** that supports application developers' creation and management of applications, which may be saved as metadata into tenant data storage **22** by save routines **36** for execution by subscribers as one or more tenant process spaces **104** managed by tenant management process **110** for example. Invocations to such applications may be coded using PL/SOQL **34** that provides a programming language style interface extension to API **32**. A detailed description of some PL/SOQL language implementations is discussed in commonly owned U.S. Provisional Patent Application 60/828,192 entitled, PROGRAMMING LANGUAGE METHOD AND SYSTEM FOR EXTENDING APIS TO EXECUTE IN CONJUNCTION WITH DATABASE APIS, by Craig Weissman, filed Oct. 4, 2006, which is hereby incorporated by reference in its entirety and for all purposes. Invocations to applications may be detected by one or more system processes, which manage retrieving application metadata **116** for the subscriber making the invocation and executing the metadata as an application in a virtual machine.

Each application server **100** may be communicably coupled to database systems, e.g., having access to system data **25** and tenant data **23**, via a different network connection. For example, one application server **1001** might be coupled via the network **14** (e.g., the Internet), another application server **100N-1** might be coupled via a direct network link, and another application server **100N** might be coupled by yet a different network connection. Transfer Control Protocol and Internet Protocol (TCP/IP) are typical protocols for communicating between application servers **100** and the database system. However, it will be apparent to one skilled in the art that other transport protocols may be used to optimize the system depending on the network interconnect used.

In certain implementations, each application server **100** is configured to handle requests for any user associated with any organization that is a tenant. Because it is desirable to be able to add and remove application servers from the server pool at any time for any reason, there is preferably no server affinity for a user and/or organization to a specific application server **100**. In one implementation, therefore, an interface system implementing a load balancing function (e.g., an F5 Big-IP load balancer) is communicably coupled between the application servers **100** and the user systems **12** to distribute requests to the application servers **100**. In one implementation, the load balancer uses a least connections algorithm to route user requests to the application servers **100**. Other examples of load balancing algorithms, such as round robin and observed response time, also can be used. For example, in certain implementations, three consecutive requests from the same user could hit three different application servers **100**, and three requests from different users could hit the same application server **100**. In this manner, by way of example, system **16** is multi-tenant, wherein system **16** handles storage of, and access to, different objects, data and applications across disparate users and organizations.

As an example of storage, one tenant might be a company that employs a sales force where each salesperson uses system **16** to manage their sales process. Thus, a user might maintain contact data, leads data, customer follow-up data, performance data, goals and progress data, etc., all applicable to that user's personal sales process (e.g., in tenant data storage **22**). In an example of a MTS arrangement, since all of the data and the applications to access, view, modify, report, transmit, calculate, etc., can be maintained and accessed by a user system having nothing more than network access, the user can manage his or her sales efforts and cycles from any of many different user systems. For example, if a salesperson is visiting a customer and the customer has Internet access in their lobby, the salesperson can obtain critical updates as to that customer while waiting for the customer to arrive in the lobby.

While each user's data might be separate from other users' data regardless of the employers of each user, some data might be organization-wide data shared or accessible by a plurality of users or all of the users for a given organization that is a tenant. Thus, there might be some data structures managed by system **16** that are allocated at the tenant level while other data structures might be managed at the user level. Because an MTS might support multiple tenants including possible competitors, the MTS should have security protocols that keep data, applications, and application use separate. Also, because many tenants may opt for access to an MTS rather than maintain their own system, redundancy, up-time, and backup are additional functions that may be implemented in the MTS. In addition to user-specific data and tenant-specific data, system **16** might also maintain system level data usable by multiple tenants or other data. Such system level data might include industry reports, news, postings, and the like that are sharable among tenants.

In certain implementations, user systems **12** (which may be client systems) communicate with application servers **100** to request and update system-level and tenant-level data from system **16** that may require sending one or more queries to tenant data storage **22** and/or system data storage **24**. System **16** (e.g., an application server **100** in system **16**) automatically generates one or more SQL statements (e.g., one or more SQL queries) that are designed to access the desired information. System data storage **24** may generate query plans to access the requested data from the database.

Each database can generally be viewed as a collection of objects, such as a set of logical tables, containing data fitted into predefined categories. A "table" is one representation of a data object, and may be used herein to simplify the conceptual description of objects and custom objects according to some implementations. It should be understood that "table" and "object" may be used interchangeably herein. Each table generally contains one or more data categories logically arranged as columns or fields in a viewable schema. Each row or record of a table contains an instance of data for each category defined by the fields. For example, a CRM database may include a table that describes a customer with fields for basic contact information such as name, address, phone number, fax number, etc. Another table might describe a purchase order, including fields for information such as customer, product, sale price, date, etc. In some multi-tenant database systems, standard entity tables might be provided for use by all tenants. For CRM database applications, such standard entities might include

tables for case, account, contact, lead, and opportunity data objects, each containing pre-defined fields. It should be understood that the word "entity" may also be used interchangeably herein with "object" and "table".

In some multi-tenant database systems, tenants may be allowed to create and store custom objects, or they may be allowed to customize standard entities or objects, for example by creating custom fields for standard objects, including custom index fields. U.S. Pat. No. 7,779,039 by Weissman et al., filed Apr. 2, 2004, entitled "Custom Entities and Fields in a Multi-Tenant Database System", and which is hereby incorporated by reference in its entirety and for all purposes, teaches systems and methods for creating custom objects as well as customizing standard objects in a multi-tenant database system. In certain implementations, for example, all custom entity data rows are stored in a single multi-tenant physical table, which may contain multiple logical tables per organization. It is transparent to customers that their multiple "tables" are in fact stored in one large table or that their data may be stored in the same table as the data of other customers.

FIG. **2**A shows a system diagram illustrating an example of architectural components of an on-demand service environment **200** according to some implementations. A client machine located in the cloud **204**, generally referring to one or more networks in combination, as described herein, may communicate with the on-demand service environment via one or more edge routers **208** and **212**. A client machine can be any of the examples of user systems **12** described above. The edge routers may communicate with one or more core switches **220** and **224** via firewall **216**. The core switches may communicate with a load balancer **228**, which may distribute server load over different pods, such as the pods **240** and **244**. The pods **240** and **244**, which may each include one or more servers and/or other computing resources, may perform data processing and other operations used to provide on-demand services. Communication with the pods may be conducted via pod switches **232** and **236**. Components of the on-demand service environment may communicate with a database storage **256** via a database firewall **248** and a database switch **252**.

As shown in FIGS. **2**A and **2**B, accessing an on-demand service environment may involve communications transmitted among a variety of different hardware and/or software components. Further, the on-demand service environment **200** is a simplified representation of an actual on-demand service environment. For example, while only one or two devices of each type are shown in FIGS. **2**A and **2**B, some implementations of an on-demand service environment may include anywhere from one to many devices of each type. Also, the on-demand service environment need not include each device shown in FIGS. **2**A and **2**B, or may include additional devices not shown in FIGS. **2**A and **2**B.

Moreover, one or more of the devices in the on-demand service environment **200** may be implemented on the same physical device or on different hardware. Some devices may be implemented using hardware or a combination of hardware and software. Thus, terms such as "data processing apparatus," "machine," "server" and "device" as used herein are not limited to a single hardware device, but rather include any hardware and software configured to provide the described functionality.

The cloud **204** is intended to refer to a data network or plurality of data networks, often including the Internet. Client machines located in the cloud **204** may communicate with the on-demand service environment to access services provided by the on-demand service environment. For example, client machines may access the on-demand service environment to retrieve, store, edit, and/or process information.

In some implementations, the edge routers **208** and **212** route packets between the cloud **204** and other components of the on-demand service environment **200**. The edge routers **208** and **212** may employ the Border Gateway Protocol (BGP). The BGP is the core routing protocol of the Internet. The edge routers **208** and **212** may maintain a table of IP networks or 'prefixes', which designate network reachability among autonomous systems on the Internet.

In one or more implementations, the firewall **216** may protect the inner components of the on-demand service environment **200** from Internet traffic. The firewall **216** may block, permit, or deny access to the inner components of the on-demand service environment **200** based upon a set of rules and other criteria. The firewall **216** may act as one or more of a packet filter, an application gateway, a stateful filter, a proxy server, or any other type of firewall.

In some implementations, the core switches **220** and **224** are high-capacity switches that transfer packets within the on-demand service environment **200**. The core switches **220** and **224** may be configured as network bridges that quickly route data between different components within the on-demand service environment. In some implementations, the use of two or more core switches **220** and **224** may provide redundancy and/or reduced latency.

In some implementations, the pods **240** and **244** may perform the core data processing and service functions provided by the on-demand service environment. Each pod may include various types of hardware and/or software computing resources. An example of the pod architecture is discussed in greater detail with reference to FIG. **2**B.

In some implementations, communication between the pods **240** and **244** may be conducted via the pod switches **232** and **236**. The pod switches **232** and **236** may facilitate communication between the pods **240** and **244** and client machines located in the cloud **204**, for example via core switches **220** and **224**. Also, the pod switches **232** and **236** may facilitate communication between the pods **240** and **244** and the database storage **256**.

In some implementations, the load balancer **228** may distribute workload between the pods **240** and **244**. Balancing the on-demand service requests between the pods may assist in improving the use of resources, increasing throughput, reducing response times, and/or reducing overhead. The load balancer **228** may include multilayer switches to analyze and forward traffic.

In some implementations, access to the database storage **256** may be guarded by a database firewall **248**. The database firewall **248** may act as a computer application firewall operating at the database application layer of a protocol stack. The database firewall **248** may protect the database storage **256** from application attacks such as structure query language (SQL) injection, database rootkits, and unauthorized information disclosure.

In some implementations, the database firewall **248** may include a host using one or more forms of reverse proxy services to proxy traffic before passing it to a gateway router. The database firewall **248** may inspect the contents of database traffic and block certain content or database requests. The database firewall **248** may work on the SQL application level atop the TCP/IP stack, managing applications' connection to the database or SQL management interfaces as well as intercepting and enforcing packets traveling to or from a database network or application interface.

In some implementations, communication with the database storage **256** may be conducted via the database switch **252**. The multi-tenant database storage **256** may include more than one hardware and/or software components for handling database queries. Accordingly, the database switch **252** may direct database queries transmitted by other components of the on-demand service environment (e.g., the pods **240** and **244**) to the correct components within the database storage **256**.

In some implementations, the database storage **256** is an on-demand database system shared by many different organizations. The on-demand database system may employ a multi-tenant approach, a virtualized approach, or any other type of database approach. An on-demand database system is discussed in greater detail with reference to FIGS. **1**A and **1**B.

FIG. **2**B shows a system diagram further illustrating an example of architectural components of an on-demand service environment according to some implementations. The pod **244** may be used to render services to a user of the on-demand service environment **200**. In some implementations, each pod may include a variety of servers and/or other systems. The pod **244** includes one or more content batch servers **264**, content search servers **268**, query servers **282**, file force servers **286**, access control system (ACS) servers **280**, batch servers **284**, and app servers **288**. Also, the pod **244** includes database instances **290**, quick file systems (QFS) **292**, and indexers **294**. In one or more implementations, some or all communication between the servers in the pod **244** may be transmitted via the switch **236**.

In some implementations, the application servers **288** may include a hardware and/or software framework dedicated to the execution of procedures (e.g., programs, routines, scripts) for supporting the construction of applications provided by the on-demand service environment **200** via the pod **244**. Some such procedures may include operations for providing the services described herein, such as performing the methods/processes described below with reference to FIGS. **15**-**17**. In alternative implementations, two or more app servers **288** may be included and cooperate to perform such methods, or one or more other servers in FIG. **2**B can be configured to perform the disclosed methods described below.

The content batch servers **264** may requests internal to the pod. These requests may be long-running and/or not tied to a particular customer. For example, the content batch servers **264** may handle requests related to log mining, cleanup work, and maintenance tasks.

The content search servers **268** may provide query and indexer functions. For example, the functions provided by the content search servers **268** may allow users to search through content stored in the on-demand service environment.

The file force servers **286** may manage requests information stored in the Fileforce storage **278**. The Fileforce storage **278** may store information such as documents, images, and basic large objects (BLOBs). By managing requests for information using the file force servers **286**, the image footprint on the database may be reduced.

The query servers **282** may be used to retrieve information from one or more file systems. For example, the query system **282** may receive requests for information from the app servers **288** and then transmit information queries to the NFS **296** located outside the pod.

The pod **244** may share a database instance **290** configured as a multi-tenant environment in which different organizations share access to the same database. Additionally, services rendered by the pod **244** may require various hardware and/or software resources. In some implementations, the ACS servers **280** may control access to data, hardware resources, or software resources.

In some implementations, the batch servers **284** may process batch jobs, which are used to run tasks at specified times. Thus, the batch servers **284** may transmit instructions to other servers, such as the app servers **288**, to trigger the batch jobs.

In some implementations, the QFS **292** may be an open source file system available from Sun Microsystems® of Santa Clara, Calif. The QFS may serve as a rapid-access file system for storing and accessing information available within the pod **244**. The QFS **292** may support some volume management capabilities, allowing many disks to be grouped together into a file system. File system metadata can be kept on a separate set of disks, which may be useful for streaming applications where long disk seeks cannot be tolerated. Thus, the QFS system may communicate with one or more content search servers **268** and/or indexers **294** to identify, retrieve, move, and/or update data stored in the network file systems **296** and/or other storage systems.

In some implementations, one or more query servers **282** may communicate with the NFS **296** to retrieve and/or update information stored outside of the pod **244**. The NFS **296** may allow servers located in the pod **244** to access information to access files over a network in a manner similar to how local storage is accessed.

In some implementations, queries from the query servers **222** may be transmitted to the NFS **296** via the load balancer **228**, which may distribute resource requests over various resources available in the on-demand service environment. The NFS **296** may also communicate with the QFS **292** to update the information stored on the NFS **296** and/or to provide information to the QFS **292** for use by servers located within the pod **244**.

In some implementations, the pod may include one or more database instances **290**. The database instance **290** may transmit information to the QFS **292**. When information is transmitted to the QFS, it may be available for use by servers within the pod **244** without requiring an additional database call.

In some implementations, database information may be transmitted to the indexer **294**. Indexer **294** may provide an index of information available in the database **290** and/or QFS **292**. The index information may be provided to file force servers **286** and/or the QFS **292**.

III. Tracking Updates to a Record Stored in a Database

As multiple users might be able to change the data of a record, it can be useful for certain users to be notified when a record is updated. Also, even if a user does not have authority to change a record, the user still might want to know when there is an update to the record. For example, a vendor may negotiate a new price with a salesperson of company X, where the salesperson is a user associated with tenant Y. As part of creating a new invoice or for accounting purposes, the salesperson can change the price saved in the database. It may be important for co-workers to know that the price has changed. The salesperson could send an e-mail to certain people, but this is onerous and the salesperson might not e-mail all of the people who need to know or want to know. Accordingly, some implementations of the disclosed techniques can inform others (e.g., co-workers) who want to know about an update to a record automatically.

FIG. **3** is a flowchart of an example of a method **300** for tracking updates to a record stored in a database system, performed in accordance with some implementations.

Method **300** (and other methods described herein) may be implemented at least partially with multi-tenant database system **16**, e.g., by one or more processors configured to receive or retrieve information, process the information, store results, and transmit the results. In other implementations, method **300** may be implemented at least partially with a single tenant database system. In various implementations, blocks may be omitted, combined, or split into additional blocks for method **300**, as well as for other methods described herein.

In block **310**, the database system receives a request to update a first record. In one implementation, the request is received from a first user. For example, a user may be accessing a page associated with the first record, and may change a displayed field and hit save. In another implementation, the database system can automatically create the request. For instance, the database system can create the request in response to another event, e.g., a request to change a field could be sent periodically at a particular date and/or time of day, or a change to another field or object. The database system can obtain a new value based on other fields of a record and/or based on parameters in the system.

The request for the update of a field of a record is an example of an event associated with the first record for which a feed tracked update may be created. In other implementations, the database system can identify other events besides updates to fields of a record. For example, an event can be a submission of approval to change a field. Such an event can also have an associated field (e.g., a field showing a status of whether a change has been submitted). Other examples of events can include creation of a record, deletion of a record, converting a record from one type to another (e.g., converting a lead to an opportunity), closing a record (e.g., a case type record), and potentially any other state change of a record—any of which could include a field change associated with the state change. Any of these events update the record whether by changing a field of the record, a state of the record, or some other characteristic or property of the record. In one implementation, a list of supported events for creating a feed tracked update can be maintained within the database system, e.g., at a server or in a database.

In block **320**, the database system writes new data to the first record. In one implementation, the new data may include a new value that replaces old data. For example, a field is updated with a new value. In another implementation, the new data can be a value for a field that did not contain data before. In yet another implementation, the new data could be a flag, e.g., for a status of the record, which can be stored as a field of the record.

In some implementations, a "field" can also include records, which are child objects of the first record in a parent-child hierarchy. A field can alternatively include a pointer to a child record. A child object itself can include further fields. Thus, if a field of a child object is updated with a new value, the parent record also can be considered to have a field changed. In one example, a field could be a list of related child objects, also called a related list.

In block **330**, a feed tracked update is generated about the update to the record. In one implementation, the feed tracked update is created in parts for assembling later into a display version. For example, event entries can be created and tracked in one table, and changed field entries can be tracked in another table that is cross-referenced with the first table. More specifics of such implementations are provided later, e.g., with respect to FIG. **9**A. In another implementation, the feed tracked update is automatically generated by the database system. The feed tracked update can convey in words that the first record has been updated and provide details about what was updated in the record and who performed the update. In some implementations, a feed tracked update is generated for only certain types of event and/or updates associated with the first record.

In one implementation, a tenant (e.g., through an administrator) can configure the database system to create (enable) feed tracked updates only for certain types of records. For example, an administrator can specify that records of designated types such as accounts and opportunities are enabled. When an update (or other event) is received for the enabled record type, then a feed tracked update would be generated. In another implementation, a tenant can also specify the fields of a record whose changes are to be tracked, and for which feed tracked updates are created. In one aspect, a maximum number of fields can be specified for tracking, and may include custom fields. In one implementation, the type of change can also be specified, for example, that the value change of a field is required to be larger than a threshold (e.g., an absolute amount or a percentage change). In yet another implementation, a tenant can specify which events are to cause a generation of a feed tracked update. Also, in one implementation, individual users can specify configurations specific to them, which can create custom feeds as described in more detail below.

In one implementation, changes to fields of a child object are not tracked to create feed tracked updates for the parent record. In another implementation, the changes to fields of a child object can be tracked to create feed tracked updates for the parent record. For example, a child object of the parent type can be specified for tracking, and certain fields of the child object can be specified for tracking. As another example, if the child object is of a type specified for tracking, then a tracked change for the child object is propagated to parent records of the child object.

In block **340**, the feed tracked update is added to a feed for the first record. In one implementation, adding the feed tracked update to a feed can include adding events to a table (which may be specific to a record or be for all or a group of objects), where a display version of a feed tracked update can be generated dynamically and presented as an information update when a user requests a feed for the first record. In another implementation, a display version of a feed tracked update can be added when a record feed is stored and maintained for a record. As mentioned above, a feed may be maintained for only certain records. In one implementation, the feed of a record can be stored in the database associated with the record. For example, the feed can be stored as a field (e.g., as a child object) of the record. Such a field can store a pointer to the text to be displayed for the feed tracked update.

In some implementations, only the current feed tracked update (or other current feed item) may be kept or temporarily stored, e.g., in some temporary memory structure. For example, a feed tracked update for only a most recent change to any particular field is kept. In other implementations, many previous feed tracked updates may be kept in the feed. A time and/or date for each feed tracked update can be tracked. Herein, a feed of a record is also referred to as an entity feed, as a record is an instance of a particular entity object of the database.

In block **350**, followers of the first record can be identified. A follower is a user following the first record, such as a subscriber to the feed of the first record. In one implementation, when a user requests a feed of a particular record, such an identification of block **350** can be omitted. In another implementation where a record feed is pushed to a

user (e.g., as part of a news feed), then the user can be identified as a follower of the first record. Accordingly, this block can include the identification of records and other objects being followed by a particular user.

In one implementation, the database system can store a list of the followers for a particular record. In various implementations, the list can be stored with the first record or associated with the record using an identifier (e.g., a pointer) to retrieve the list. For example, the list can be stored in a field of the first record. In another implementation, a list of the records that a user is following is used. In one implementation, the database system can have a routine that runs for each user, where the routine polls the records in the list to determine if a new feed tracked update has been added to a feed of the record. In another implementation, the routine for the user can be running at least partially on a user device, which contacts the database to perform the polling.

In block **360**, in one implementation, the feed tracked update can be stored in a table, as described in greater detail below. When the user opens a feed, an appropriate query is sent to one or more tables to retrieve updates to records, also described in greater detail below. In some implementations, the feed shows feed tracked updates in reverse chronological order. In one implementation, the feed tracked update is pushed to the feed of a user, e.g., by a routine that determines the followers for the record from a list associated with the record. In another implementation, the feed tracked update is pulled to a feed, e.g., by a user device. This pulling may occur when a user requests the feed, as occurs in block **370**. Thus, these actions may occur in a different order. The creation of the feed for a pull may be a dynamic creation that identifies records being followed by the requesting user, generates the display version of relevant feed tracked updates from stored information (e.g., event and field change), and adds the feed tracked updates into the feed. A feed of feed tracked updates of records and other objects that a user is following is also generally referred to herein as a news feed, which can be a subset of a larger information feed in which other types of information updates appear, such as postings.

In yet another implementation, the feed tracked update could be sent as an e-mail to the follower, instead of in a feed. In one implementation, e-mail alerts for events can enable people to be e-mailed when certain events occur. In another implementation, e-mails can be sent when there are posts on a user profile and posts on entities to which the user subscribes. In one implementation, a user can turn on/off email alerts for all or some events. In an implementation, a user can specify what kind of feed tracked updates to receive about a record that the user is following. For example, a user can choose to only receive feed tracked updates about certain fields of a record that the user is following, and potentially about what kind of update was performed (e.g., a new value input into a specified field, or the creation of a new field).

In block **370**, a follower can access his/her news feed to see the feed tracked update. In one implementation, the user has just one news feed for all of the records that the user is following. In one aspect, a user can access his/her own feed by selecting a particular tab or other object on a page of an interface to the database system. Once selected the feed can be provided as a list, e.g., with an identifier (e.g., a time) or including some or all of the text of the feed tracked update. In another implementation, the user can specify how the feed tracked updates are to be displayed and/or sent to the user. For example, a user can specify a font for the text, a location of where the feed can be selected and displayed, amount of text to be displayed, and other text or symbols to be displayed (e.g., importance flags).

FIG. **4** is a block diagram of an example of components of a database system configuration **400** performing a method for tracking an update to a record according to some implementations. Database system configuration **400** can perform implementations of method **300**, as well as implementations of other methods described herein.

A first user **405** sends a request **1** to update record **425** in database system **416**. Although an update request is described, other events that are being tracked are equally applicable. In various implementations, the request **1** can be sent via a user interface (e.g., **30** of FIG. **1**B) or an application program interface (e.g., API **32**). An I/O port **420** can accommodate the signals of request **1** via any input interface, and send the signals to one or more processors **417**. The processor **417** can analyze the request and determine actions to be performed. Herein, any reference to a processor **417** can refer to a specific processor or any set of processors in database system **416**, which can be collectively referred to as processor **417**.

Processor **417** can determine an identifier for record **425**, and send commands with the new data **2** of the request to record database **412** to update record **425**. In one implementation, record database **412** is where tenant data **112** of FIG. **1**B is stored. The request **1** and new data commands **2** can be encapsulated in a single write transaction sent to record database **412**. In one implementation, multiple changes to records in the database can be made in a single write transaction.

Processor **417** can also analyze request **1** to determine whether a feed tracked update is to be created, which at this point may include determining whether the event (e.g., a change to a particular field) is to be tracked. This determination can be based on an interaction (i.e., an exchange of data) with record database **412** and/or other databases, or based on information stored locally (e.g., in cache or RAM) at processor **417**. In one implementation, a list of record types that are being tracked can be stored. The list may be different for each tenant, e.g., as each tenant may configure the database system to its own specifications. Thus, if the record **425** is of a type not being tracked, then the determination of whether to create a feed tracked update can stop there.

The same list or a second list (which can be stored in a same location or a different location) can also include the fields and/or events that are tracked for the record types in the first list. This list can be searched to determine if the event is being tracked. A list may also contain information having the granularity of listing specific records that are to be tracked (e.g., if a tenant can specify the particular records to be tracked, as opposed to just type).

As an example, processor **417** may obtain an identifier associated with record **425** (e.g., obtained from request **1** or database **412**), potentially along with a tenant identifier, and cross-reference the identifier with a list of records for which feed tracked updates are to be created. Specifically, the record identifier can be used to determine the record type and a list of tracked types can be searched for a match. The specific record may also be checked if such individual record tracking was enabled. The name of the field to be changed can also be used to search a list of tracking-enabled fields. Other criteria besides field and events can be used to determine whether a feed tracked update is created, e.g., type of change in the field. If a feed tracked update is to be generated, processor **417** can then generate the feed tracked update.

In some implementations, a feed tracked update is created dynamically when a feed (e.g., the entity feed of record **425**) is requested. Thus, in one implementation, a feed tracked update can be created when a user requests the entity feed for record **425**. In this implementation, the feed tracked update may be created (e.g., assembled), including re-created, each time the entity feed is to be displayed to any user. In one implementation, one or more hifeed tracked update tables can keep track of previous events so that the feed tracked update can be re-created.

In another implementation, a feed tracked update can be created at the time the event occurs, and the feed tracked update can be added to a list of feed items. The list of feed items may be specific to record **425**, or may be an aggregate of feed items including feed items for many records. Such an aggregate list can include a record identifier so that the feed items for the entity feed of record **425** can be easily retrieved. For example, after the feed tracked update has been generated, processor **417** can add the new feed tracked update **3** to a feed of record **425**. As mentioned above, in one implementation, the feed can be stored in a field (e.g., as a child object) of record **425**. In another implementation, the feed can be stored in another location or in another database, but with a link (e.g., a connecting identifier) to record **425**. The feed can be organized in various ways, e.g., as a linked list, an array, or other data structure.

A second user **430** can access the new feed tracked update **3** in various ways. In one implementation, second user **430** can send a request **4** for the record feed. For example, second user **430** can access a home page (detail page) of the record **425** (e.g., with a query or by browsing), and the feed can be obtained through a tab, button, or other activation object on the page. The feed can be displayed on the screen or downloaded.

In another implementation, processor **417** can add the new feed tracked update **5** to a feed (e.g., a news feed) of a user that is following record **425**. In one implementation, processor **417** can determine each of the followers of record **425** by accessing a list of the users that have been registered as followers. This determination can be done for each new event (e.g., update **1**). In another implementation, processor **417** can poll (e.g., with a query) the records that second user **430** is following to determine when new feed tracked updates (or other feed items) are available. Processor **417** can use a follower profile **435** of second user **430** that can contain a list of the records that the second user **430** is following. Such a list can be contained in other parts of the database as well. Second user **430** can then send a request **6** to his/her profile **435** to obtain a feed, which contains the new feed tracked update. The user's profile **435** can be stored in a profile database **414**, which can be the same or different than database **412**.

In some implementations, a user can define a news feed to include new feed tracked updates from various records, which may be limited to a maximum number. In one implementation, each user has one news feed. In another implementation, the follower profile **435** can include the specifications of each of the records to be followed (with the criteria for what feed tracked updates are to be provided and how they are displayed), as well as the feed.

Some implementations can provide various types of record (entity) feeds. Entity Feeds can exist for record types like account, opportunity, case, and contact. An entity feed can tell a user about the actions that people have taken on that particular record or on one its related records. The entity feed can include who made the action, which field was changed, and the old and new values. In one implementation, entity feeds can exist on all supported records as a list that is linked to the specific record. For example, a feed could be stored in a field that allows lists (e.g., linked lists) or as a child object.

IV. Tracking Actions of a User

In addition to knowing about events associated with a particular record, it can be helpful for a user to know what a particular user is doing. In particular, it might be nice to know what the user is doing without the user having to generate the feed tracked update (e.g., a user submitting a synopsis of what the user has done). Accordingly, implementations can automatically track actions of a user that trigger events, and feed tracked updates can be generated for certain events.

FIG. **5** is a flowchart of an example of a method **500** for tracking actions of a user of a database system, performed in accordance with some implementations. Method **500** may be performed in addition to method **300**. The operations of method **300**, including order of blocks, can be performed in conjunction with method **500** and other methods described herein. Thus, a feed can be composed of changes to a record and actions of users.

In block **510**, a database system (e.g., **16** of FIGS. **1**A and **1**B) identifies an action of a first user. In one implementation, the action triggers an event, and the event is identified. For example, the action of a user requesting an update to a record can be identified, where the event is receiving a request or is the resulting update of a record. The action may thus be defined by the resulting event. In another implementation, only certain types of actions (events) are identified. Which actions are identified can be set as a default or can be configurable by a tenant, or even configurable at a user level. In this way, processing effort can be reduced since only some actions are identified.

In block **520**, it is determined whether the event qualifies for a feed tracked update. In one implementation, a predefined list of events (e.g., as mentioned herein) can be created so that only certain actions are identified. In one implementation, an administrator (or other user) of a tenant can specify the type of actions (events) for which a feed tracked update is to be generated. This block may also be performed for method **300**.

In block **530**, a feed tracked update is generated about the action. In an example where the action is an update of a record, the feed tracked update can be similar or the same as the feed tracked update created for the record. The description can be altered though to focus on the user as opposed to the record. For example, "John D. has closed a new opportunity for account XYZ" as opposed to "an opportunity has been closed for account XYZ."

In block **540**, the feed tracked update is added to a profile feed of the first user when, e.g., the user clicks on a tab to open a page in a browser program displaying the feed. In one implementation, a feed for a particular user can be accessed on a page of the user's profile, in a similar manner as a record feed can be accessed on a detail page of the record. In another implementation, the first user may not have a profile feed and the feed tracked update may just be stored temporarily before proceeding. A profile feed of a user can be stored associated with the user's profile. This profile feed can be added to a news feed of another user.

In block **550**, followers of the first user are identified. In one implementation, a user can specify which type of actions other users can follow. Similarly, in one implementation, a follower can select what actions by a user the follower wants to follow. In an implementation where different followers follow different types of actions, which users are followers

of that user and the particular action can be identified, e.g., using various lists that track what actions and criteria are being followed by a particular user. In various implementations, the followers of the first user can be identified in a similar manner as followers of a record, as described above for block **350**.

In block **560**, the feed tracked update is added to a news feed of each follower of the first user when, e.g., the follower clicks on a tab to open a page displaying the news feed. The feed tracked update can be added in a similar manner as the feed items for a record feed. The news feed can contain feed tracked updates both about users and records. In another implementation, a user can specify what kind of feed tracked updates to receive about a user that the user is following. For example, a user could specify feed tracked updates with particular keywords, of certain types of records, of records owned or created by certain users, particular fields, and other criteria as mentioned herein.

In block **570**, a follower accesses the news feed and sees the feed tracked update. In one implementation, the user has just one news feed for all of the records that the user is following. In another implementation, a user can access his/her own feed (i.e. feed about his/her own actions) by selecting a particular tab or other object on a page of an interface to the database system. Thus, a feed can include feed tracked updates about what other users are doing in the database system. When a user becomes aware of a relevant action of another user, the user can contact the co-worker, thereby fostering teamwork.

V. Generation of a Feed Tracked Update

As described above, some implementations can generate text describing events (e.g., updates) that have occurred for a record and actions by a user that trigger an event. A database system can be configured to generate the feed tracked updates for various events in various ways.

A. Which Events to Generate a Feed Tracked Update

In a database system, there are various events that can be detected. However, the operator of the database system and/or a tenant may not want to detect every possible event as this could be costly with regards to performance. Accordingly, the operator and/or the tenant can configure the database system to only detect certain events. For example, an update of a record may be an event that is to be detected.

Out of the events that are detected, a tenant (including a specific user of the tenant) may not want a feed tracked update about each detected event. For example, all updates to a record may be identified at a first level. Then, based on specifications of an administrator and/or a specific user of a tenant, another level of inquiry can be made as to whether a feed tracked update is to be generated about the detected event. For example, the events that qualify for a feed tracked update can be restricted to changes for only certain fields of the record, and can differ depending on which user is receiving the feed. In one implementation, a database system can track whether an event qualifies for a feed tracked update for any user, and once the feed tracked update is generated, it can be determined who is to receive the feed tracked update.

Supported events (events for which a feed tracked update is generated) can include actions for standard fields, custom fields, and standard related lists. Regarding standard fields, for the entity feed and the profile feed, a standard field update can trigger a feed tracked update to be published to that feed. In one implementation, which standard field can create a feed tracked update can be set by an administrator to be the same for every user. In another implementation, a user can set which standard fields create a feed tracked update for that user's news feed. Custom fields can be treated the same or differently than standard fields.

The generation of a feed item can also depend on a relationship of an object to other objects (e.g., parent-child relationships). For example, if a child object is updated, a feed tracked update may be written to a feed of a parent of the child object. The level of relationship can be configured, e.g., only 1 level of separation (i.e. no grandparent-grandchild relationship). Also, in one implementation, a feed tracked update is generated only for objects above the objects being updated, i.e., a feed tracked update is not written for a child when the parent is updated.

In some implementations, for related lists of a record, a feed tracked update is written to its parent record (1 level only) when the related list item is added, and not when the list item is changed or deleted. For example: user A added a new opportunity XYZ for account ABC. In this manner, entity feeds can be controlled so as not to be cluttered with feed tracked updates about changes to their related items. Any changes to the related list item can be tracked on their own entity feed, if that related list item has a feed on it. In this implementation, if a user wants to see a feed of the related list item then the user can subscribe to it. Such a subscription might be when a user cares about a specific opportunity related to a specific account. A user can also browse to that object's entity feed. Other implementations can create a feed tracked update when a related entity is changed or deleted.

In one implementation, an administrator (of the system or of a specific tenant) can define which events of which related objects are to have feed tracked updates written about them in a parent record. In another implementation, a user can define which related object events to show. In one implementation, there are two types of related lists of related objects: first class lookup and second class lookup. Each of the records in the related lists can have a different rule for whether a feed tracked update is generated for a parent record. Each of these related lists can be composed as custom related lists. In various implementations, a custom related list can be composed of custom objects; the lists can contain a variety of records or items (e.g., not restricted to a particular type of record or item), and can be displayed in a customized manner.

In one implementation, a first class lookup contains records of a child record that can exist by itself. For example, the contacts on an account exist as a separate record and also as a child record of the account. In another implementation, a record in a first class lookup can have its own feed, which can be displayed on its detail page.

In one implementation, a second class lookup can have line items existing only in the context of their parent record (e.g., activities on an opportunity, contact roles on opportunity/contact). In one implementation, the line items are not objects themselves, and thus there is no detail page, and no place to put a feed. In another implementation, a change in a second class lookup can be reported on the feed of the parent.

Some implementations can also create feed tracked updates for dependent field changes. A dependent field change is a field that changes value when another field changes, and thus the field has a value that is dependent on the value of the other field. For example, a dependent field might be a sum (or other formula) that totals values in other fields, and thus the dependent field would change when one of the fields being summed changes. Accordingly, in one implementation, a change in one field could create feed

tracked updates for multiple fields. In other implementations, feed tracked updates are not created for dependent fields.

B. How the Feed Tracked Update is Generated

After it is determined that a feed tracked update is going to be generated, some implementations can also determine how the feed tracked update is generated. In one implementation, different methods can be used for different events, e.g., in a similar fashion as for the configurability of which events feed tracked updates are generated. A feed tracked update can also include a description of multiple events (e.g., john changed the account status and amount).

In one implementation, the feed tracked update is a grammatical sentence, thereby being easily understandable by a person. In another implementation, the feed tracked update provides detailed information about the update. In various examples, an old value and new value for a field may be included in the feed tracked update, an action for the update may be provided (e.g., submitted for approval), and the names of particular users that are responsible for replying or acting on the feed tracked update may be also provided. The feed tracked update can also have a level of importance based on settings chosen by the administrator, a particular user requesting an update, or by a following user who is to receive the feed tracked update, which fields is updated, a percentage of the change in a field, the type of event, or any combination of these factors.

The system may have a set of heuristics for creating a feed tracked update from the event (e.g., a request to update). For example, the subject may be the user, the record, or a field being added or changed. The verb can be based on the action requested by the user, which can be selected from a list of verbs (which may be provided as defaults or input by an administrator of a tenant). In one implementation, feed tracked updates can be generic containers with formatting restrictions,

As an example of a feed tracked update for a creation of a new record, "Mark Abramowitz created a new Opportunity for IBM-20,000 laptops with Amount as $3.5M and Sam Palmisano as Decision Maker." This event can be posted to the profile feed for Mark Abramowitz and the entity feed for record of Opportunity for IBM-20,000 laptops. The pattern can be given by (AgentFullName) created a new (ObjectName)(RecordName) with [(FieldName) as (FieldValue) [,/and]]*[[added/changed/removed] (RelatedListRecordName) [as/to/as] (RelatedListRecordValue) [,/and]]*. Similar patterns can be formed for a changed field (standard or custom) and an added child record to a related list.

VI. Tracking Commentary from or about a User

Some implementations can also have a user submit text, instead of the database system generating a feed tracked update. As the text is submitted by users, the text (also referred to generally as messages) can be about any topic. Thus, more information than just actions of a user and events of a record can be conveyed. In one implementation, the messages can be used to ask a question about a particular record, and users following the record can provide comments and responses.

FIG. **6** is a flowchart of an example of a method **600** for creating a news feed from messages created by a user about a record or another user, performed in accordance with some implementations. In one implementation, method **600** can be combined with methods **300** and **500**. In one aspect, a message can be associated with the first user when the first user creates the message (e.g., a post or comment about a record or another user). In another aspect, a message can be associated with the first user when the message is about the first user (e.g., posted by another user on the first user's profile feed).

In block **610**, the database system receives a message (e.g., a post or status update) associated with a first user. The message (e.g., a post or status update) can contain text or multimedia content submitted by another user or by the first user. In one implementation, a post is for a section of the first user's profile page where any user can add a post, and where multiple posts can exist. Thus, a post can appear on the first user's profile page and can be viewed when the first user's profile is visited. For a message about a record, the post can appear on a detail page of a record. Note the message can appear in other feeds as well. In another implementation, a status update about the first user can only be added by the first user. In one implementation, a user can only have one status message.

In block **620**, the message is added to a table, as described in greater detail below. When the feed is opened, a query filters one or more tables to identify the first user, identify other persons that the user is following, and retrieve the message. Messages and record updates are presented in a combined list as the feed. In this way, in one implementation, the message can be added to a profile feed of the first user, which is associated (e.g., as a related list) with the first user's profile. In one implementation, the posts are listed indefinitely. In another implementation, only the most recent posts (e.g., last **50**) are kept in the profile feed. Such implementations can also be employed with feed tracked updates. In yet another implementation, the message can be added to a profile of the user adding the message.

In block **630**, the database system identifies followers of the first user. In one implementation, the database system can identify the followers as described above for method **500**. In various implementations, a follower can select to follow a feed about the actions of the first user, messages about the first user, or both (potentially in a same feed).

In block **640**, the message is added to a news feed of each follower. In one implementation, the message is only added to a news feed of a particular follower if the message matches some criteria, e.g., the message includes a particular keyword or other criteria. In another implementation, a message can be deleted by the user who created the message. In one implementation, once deleted by the author, the message is deleted from all feeds to which the message had been added.

In block **650**, the follower accesses a news feed and sees the message. For example, the follower can access a news feed on the follower's own profile page. As another example, the follower can have a news feed sent to his/her own desktop without having to first go to a home page.

In block **660**, the database system receives a comment about the message. The database system can add the comment to a feed of the same first user, much as the original message was added. In one implementation, the comment can also be added to a feed of a second user who added the comment. In one implementation, users can also reply to the comment. In another implementation, users can add comments to a feed tracked update, and further comments can be associated with the feed tracked update. In yet another implementation, making a comment or message is not an action to which a feed tracked update is created. Thus, the message may be the only feed item created from such an action.

In one implementation, if a feed tracked update (or post) is deleted, its corresponding comments are deleted as well. In another implementation, new comments on a feed tracked

update (or post) do not update the feed tracked update timestamp. Also, the feed tracked update or post can continue to be shown in a feed (profile feed, record feed, or news feed) if it has had a comment within a specified timeframe (e.g., within the last week). Otherwise, the feed tracked update (post) can be removed in an implementation.

In some implementations, all or most feed tracked updates can be commented on. In other implementations, feed tracked updates for certain records (e.g., cases or ideas) are not commentable. In various implementations, comments can be made for any one or more records of opportunities, accounts, contacts, leads, and custom objects.

In block **670**, the comment is added to a news feed of each follower. In one implementation, a user can make the comment within the user's news feed. Such a comment can propagate to the appropriate profile feed or record feed, and then to the news feeds of the following users. Thus, feeds can include what people are saying, as well as what they are doing. In one aspect, feeds are a way to stay up-to-date (e.g., on users, opportunities, etc.) as well as an opportunity to reach out to co-workers/partners and engage them around common goals.

In some implementations, users can rate feed tracked updates or messages (including comments). A user can choose to prioritize a display of a feed so that higher rated feed items show up higher on a display. For example, in an implementation where comments are answers to a specific question, users can rate the different status posts so that a best answer can be identified. As another example, users are able to quickly identify feed items that are most important as those feed items can be displayed at a top of a list. The order of the feed items can be based on an importance level (which can be determined by the database system using various factors, some of which are mentioned herein) and based on a rating from users. In one implementation, the rating is on a scale that includes at least 3 values. In another implementation, the rating is based on a binary scale.

Besides a profile for a user, a group can also be created. In various implementations, the group can be created based on certain criteria that are common to the users, can be created by inviting users, or can be created by receiving requests to join from a user. In one implementation, a group feed can be created, with messages being added to the group feed when someone adds a message to the group as a whole. For example, a group page may have a section for posts. In another implementation, a message can be added to a group feed when a message is added about any one of the members. In yet another implementation, a group feed can include feed tracked updates about actions of the group as a whole (e.g., when an administrator changes data in a group profile or a record owned by the group), or about actions of an individual member.

FIG. **7** shows an example of a group feed on a group page according to some implementations. As shown, a feed item **710** shows that a user has posted a document to the group object. The text "Bill Bauer has posted the document Competitive Insights" can be generated by the database system in a similar manner as feed tracked updates about a record being changed. A feed item **720** shows a post to the group, along with comments **730** from Ella Johnson, James Saxon, Mary Moore and Bill Bauer.

FIG. **8** shows an example of a record feed containing a feed tracked update, post, and comments according to some implementations. Feed item **810** shows a feed tracked update based on the event of submitting a discount for approval. Other feed items show posts, e.g., from Bill Bauer, that are made to the record and comments, e.g., from Erica Law and Jake Rapp, that are made on the posts.

VII. Infrastructure for a Feed

A. Tables Used to Create a Feed

FIG. **9**A shows an example of a plurality of tables that may be used in tracking events and creating feeds according to some implementations. The tables of

FIG. **9**A may have entries added, or potentially removed, as part of tracking events in the database from which feed items are creates or that correspond to feed items. In one implementation, each tenant has its own set of tables that are created based on criteria provided by the tenant.

An event hifeed tracked update table **910** can provide a hifeed tracked update of events from which feed items are created. In one aspect, the events are for objects that are being tracked. Thus, table **910** can store and change hifeed tracked updates for feeds, and the changes can be persisted. In various implementations, event hifeed tracked update table **910** can have columns of event ID **911**, object ID **912** (also called parent ID), and created by ID **913**. The event ID **911** can uniquely identify a particular event and can start at 1 (or other number or value).

Each new event can be added chronologically with a new event ID, which may be incremented in order. An object ID **912** can be used to track which record or user's profile is being changed. For example, the object ID can correspond to the record whose field is being changed or the user whose feed is receiving a post. The created by ID **913** can track the user who is performing the action that results in the event, e.g., the user that is changing the field or that is posting a message to the profile of another user.

In some other implementations, event hifeed tracked update table **910** can have one or more of the following variables with certain attributes: ORGANIZATION_ID being CHAR(15 BYTE), FEEDS_ENTITY_HIFEED TRACKED UPDATE_ID being CHAR(15 BYTE), PARENT_ID being CHAR(15 BYTE), CREATED_BY being CHAR(15 BYTE), CREATED_DATE being a variable of type DATE, DIVISION being a NUMBER, KEY_PREFIX being CHAR(3 BYTE), and DELETED being CHAR(1 BYTE). The parent ID can provide an ID of a parent object in case the change is promulgated to the parent. The key prefix can provide a key that is unique to a group of records, e.g., custom records (objects). The deleted variable can indicate that the feed items for the event are deleted, and thus the feed items are not generated. In one implementation, the variables for each event entry or any entry in any of the tables may not be nullable. In another implementation, all entries in the event hifeed tracked update table **910** are used to create feed items for only one object, as specified by the object ID **912**. For example, one feed tracked update cannot communicate updates on two records, such as updates of an account field and an opportunity field.

In one implementation, a name of an event can also be stored in table **910**. In one implementation, a tenant can specify events that they want tracked. In an implementation, event hifeed tracked update table **910** can include the name of the field that changed (e.g., old and new values). In another implementation, the name of the field, and the values, are stored in a separate table. Other information about an event (e.g., text of comment, feed tracked update, post or status update) can be stored in event hifeed tracked update table **910**, or in other tables, as is now described.

A field change table **920** can provide a hifeed tracked update of the changes to the fields. The columns of table **920** can include an event ID **921** (which correlates to the event ID **911**), an old value **922** for the field, and the new value **923**

for the field. In one implementation, if an event changes more than one field value, then there can be an entry for each field changed. As shown, event ID **921** has two entries for event E**37**.

In some other implementations, field change table **920** can have one or more of the following variables with certain attributes: ORGANIZATION_ID being CHAR(15 BYTE), FEEDS_ENTITY_HIFEED TRACKED UPDATE_FIELDS_ID being CHAR(15 BYTE) and identifying each entry, FEEDS_ENTITY_HIFEED TRACKED UPDATE_ID being CHAR(15 BYTE), FIELD_KEY being VARCHAR2 (120 BYTE), DATA_TYPE being CHAR(1 BYTE), OLDVAL_STRING VARCHAR2 being (765 BYTE), NEWVAL_STRING being VARCHAR2(765 BYTE), OLDVAL_FIRST_NAME being VARCHAR2(765 BYTE), NEWVAL_FIRST_NAME being VARCHAR2(765 BYTE), OLDVAL_LAST_NAME being VARCHAR2(765 BYTE), NEWVAL_LAST_NAME being VARCHAR2(765 BYTE), OLDVAL_NUMBER being NUMBER, NEWVAL_NUMBER being NUMBER, OLDVAL_DATE being DATE, NEWVAL_DATE being DATE, and DELETED being CHAR(1 BYTE). In one implementation, one or more of the variables for each entry in any of the tables may be nullable.

In one implementation, the data type variable (and/or other variables) is a non-api-insertable field. In another implementation, variable values can be derived from the record whose field is being changed. Certain values can be transferred into typed columns old/new value string, old/new value number or old/new value date depending upon the derived values. In another implementation, there can exist a data type for capturing add/deletes for child objects. The child ID can be tracked in the foreign-key column of the record. In yet another implementation, if the field name is pointing to a field in the parent entity, a field level security (FLS) can be used when a user attempts to a view a relevant feed item. Herein, security levels for objects and fields are also called access checks and determinations of authorization. In one aspect, the access can be for create, read, write, update, or delete of objects.

In one implementation, the field name (or key) can be either a field name of the entity or one of the values in a separate list. For example, changes that do not involve the update of an existing field (e.g., a close or open) can have a field name specified in an enumerated list. This enumerated list can store "special" field name sentinel values for non-update actions that a tenant wants to track. In one aspect, the API just surfaces these values and the caller has to check the enumerated values to see if it is a special field name.

A comment table **930** can provide a hifeed tracked update of the comments made regarding an event, e.g., a comment on a post or a change of a field value. The columns of table **930** can include an event ID **921** (which correlates to the event ID **911**), the comment column **932** that stores the text of the comment, and the time/date **933** of the comment. In one implementation, there can be multiple comments for each event. As shown, event ID **921** has two entries for event E**37**.

In some other implementations, comment table **930** can have one or more of the following variables with certain attributes: ORGANIZATION_ID being CHAR(15 BYTE), FEEDS_COMMENTS_ID being CHAR(15 BYTE) and uniquely identifying each comment, PARENT_ID being CHAR(15 BYTE), CREATED_BY being CHAR(15 BYTE), CREATED_DATE being DATE, COMMENTS being VARCHAR2(420 BYTE), and DELETED being CHAR(1 BYTE).

A user subscription table **940** can provide a list of the objects being followed (subscribed to) by a user. In one implementation, each entry has a user ID **941** of the user doing the following and one object ID **942** corresponding to the object being followed. In one implementation, the object being followed can be a record or a user. As shown, the user with ID U**819** is following object IDs O**615** and O**489**. If user U**819** is following other objects, then additional entries may exist for user U**819**. Also as shown, user U**719** is also following object O**615**. The user subscription table **940** can be updated when a user adds or deletes an object that is being followed.

In some other implementations, comment table **940** can be composed of two tables (one for records being followed and one for users being followed). One table can have one or more of the following variables with certain attributes: ORGANIZATION_ID being CHAR(15 BYTE), ENTITY_SUBSCRIPTION_ID being CHAR(15 BYTE), PARENT_ID being CHAR(15 BYTE), CREATED_BY being CHAR(15 BYTE), CREATED_DATE being DATE, and DELETED being CHAR(1 BYTE). Another table can have one or more of the following variables with certain attributes: ORGANIZATION_ID being CHAR(15 BYTE), USER_SUBSCRIPTIONS_ID being CHAR(15 BYTE), USER_ID being CHAR(15 BYTE), CREATED_BY being CHAR(15 BYTE), and CREATED_DATE being DATE.

In one implementation, regarding a profile feed and a news feed, these are read-only views on the event hifeed tracked update table **910** specialized for these feed types. Conceptually the news feed can be a semi-join between the entity subscriptions table **940** and the event hifeed tracked update table **910** on the object IDs **912** and **942** for the user. In one aspect, these entities can have polymorphic parents and can be subject to a number of restrictions detailed herein, e.g., to limit the cost of sharing checks.

In one implementation, entity feeds are modeled in the API as a feed associate entity (e.g., AccountFeed, CaseFeed, etc). A feed associate entity includes information composed of events (e.g., event IDs) for only one particular record type. Such a list can limit the query (and sharing checks) to a specific record type. In one aspect, this structuring of the entity feeds can make the query run faster. For example, a request for a feed of a particular account can include the record type of account. In one implementation, an account feed table can then be searched, where the table has account record IDs and corresponding event IDs or pointers to particular event entries in event hifeed tracked update table **910**. Since the account feed table only contains some of the records (not all), the query can run faster.

In one implementation, there may be objects with no events listed in the event hifeed tracked update table **910**, even though the record is being tracked. In this case, the database service can return a result indicating that no feed items exist.

In another implementation, tables can also exist for audit tracking, e.g., to examine that operations of the system (e.g., access checks) are performing accurately. In one implementation, audit change-hifeed tracked update tables can be persisted (e.g., in bulk) synchronously in the same transaction as feed events are added to event hifeed tracked update table **910**. In another implementation, entries to the two sets of table can be persisted in asynchronous manner (e.g., by forking a bulk update into a separate java thread). In one aspect, some updates to any of the tables can get lost if the instance of the table goes down while the update has not yet finished. This asynchronous manner can limit an impact performance on save operations. In some implementations,

a field "persistence type" (tri state: AUDIT, FEEDS or BOTH) can be added to capture user preferences, as opposed to being hard coded.

B. Feed Item

A feed item can represent an individual field change of a record, creation and deletion of a record, or other events being tracked for a record or a user. In one implementation, all of the feed items in a single transaction (event) can be grouped together and have the same event ID. A single transaction relates to the operations that can be performed in a single communication with the database. In another implementation where a feed is an object of the database, a feed item can be a child of a profile feed, news feed, or entity feed. If a feed item is added to multiple feeds, the feed item can be replicated as a child of each feed to which the feed item is added.

In one implementation, a feed item is visible only when its parent feed is visible, which can be the same as needing read access on the feed's parent (which can be by the type of record or by a specific record). The feed item's field may be only visible when allowed under field-level security (FLS). Unfortunately, this can mean that the parent feed may be visible, but the child may not be because of FLS. Such access rules are described in more detail below. In one implementation, a feed item can be read-only. In this implementation, after being created, the feed item cannot be changed.

In multi-currency organizations, a feed item can have an extra currency code field. This field can give the currency code for the currency value in this field. In one aspect, the value is undefined when the data type is anything other than currency.

C. Feed Comment

In some implementations, a comment exists as an item that depends from feed tracked updates, posts, status updates, and other items that are independent of each other. Thus, a feed comment object can exist as a child object of a feed item object. For example, comment table **930** can be considered a child table of event hifeed tracked update table **910**. In one implementation, a feed comment can be a child of a profile feed, news feed, or entity feed that is separate from other feed items.

In various implementations, a feed comment can have various permissions for the following actions. For read permission, a feed comment can be visible if the parent feed is visible. For create permission, if a user has access to the feed (which can be tracked by the ID of the parent feed), the user can add a comment. For delete, only a user with modify all data permission or a user who added the comment can delete the comment. Also delete permission can require access on the parent feed. An update of a comment can be restricted, and thus not be allowed.

In one implementation, regarding a query restriction, a feed comment cannot be queried directly, but can be queried only via the parent feed. An example is "select id, parentid, (select . . . from feedcomment) from entityfeed". In another implementation, a feed comment can be directly queries, e.g., by querying comment table **930**. A query could include the text of a comment or any other column of the table.

In another implementation, regarding soft delete behavior, a feed comment table does not have a soft delete column. A soft delete allows an undelete action. In one implementation, a record can have a soft delete. Thus, when the record is deleted, the feed (and its children) can be soft deleted. Therefore, in one aspect, a feed comment cannot be retrieved via the "query" verb (which would retrieve only the comment), but can be retrieved via "queryAll" verb though. An example is queryAll("select id, (select id, commentbody from feedcomments) from accountfeed where parentid='001x000xxx3MkADAA0'");//where '001x000xxx3MkADAA0' has been soft deleted. When a hard delete (a physical delete) happens, the comment can be hard deleted from the database.

In one implementation, regarding an implicit delete, feeds with comments are not deleted by a reaper (a routine that performs deletion). In another implementation, a user cannot delete a feed. In yet another implementation, upon lead convert (e.g., to an opportunity or contact), the feed items of the lead can be hard deleted. This implementation can be configured to perform such a deletion for any change in record type. In various implementations, only the comments are hard deleted upon a lead convert, other convert, or when the object is deleted (as mentioned above).

In one implementation, viewing a feed pulls up the most recent messages or feed tracked updates (e.g., 25) and searches the most recent (e.g., 4) comments for each feed item. The comments can be identified via the comment table **930**. In one implementation, a user can request to see more comments, e.g., by selecting a see more link.

In some implementations, user feeds and/or entity feeds have a last comment date field. In various implementations, the last comment date field is stored as a field of a record or a user profile. For feeds with no comments, this can be the same as the created date. Whenever a new comment is created, the associated feed's last comment date can be updated with the created date of the comment. The last comment date is unchanged if a feed comment is deleted. A use case is to allow people to order their queries to see the feeds, which have been most recently commented on.

D. Creating Custom Feeds by Customizing the Event Hifeed Tracked Update Table

In some implementations, a tenant (e.g., through an administrator) or a specific user of a tenant can specify the types of events for which feed items are created. A user can add more events or remove events from a list of events that get added to the event hifeed tracked update table **910**. In one implementation, a trigger can be added as a piece of code, rule, or item on a list for adding a custom event to the event hifeed tracked update table **910**. These custom events can provide customers the ability to create their own custom feeds and custom feed items to augment or replace implicitly generated feeds via event hifeed tracked update table **910**. Implicitly generated feed data can be created when feed-tracking is enabled for certain entities/field-names. In one implementation, in order to override implicit feeds, feed tracking can be turned off and then triggers can be defined by the user to add events to the event hifeed tracked update table **910**. In other implementations, users are not allowed to override the default list of events that are added to table **910**, and thus cannot define their own triggers for having events tracked.

For example, upon lead convert or case close, a default action to be taken by the system may be to add multiple events to event hifeed tracked update table **910**. If a customer (e.g., a tenant or a specific user) does not want each of these events to show up as feed items, the customer can turn off tracking for the entities and generate custom feeds by defining customized triggers (e.g., by using an API) upon the events. As another example, although data is not changed, a customer may still want to track an action on a record (e.g., status changes if not already being tracked, views by certain people, retrieval of data, etc.).

In one implementation, if a user does not want a feed item to be generated upon every change on a given field, but only

if the change exceeds a certain threshold or range, then such custom feeds can be conditionally generated with the customized triggers. In one implementation, the default tracking for the record or user may be turned off for this customization so that the events are only conditionally tracked. In another implementation, a trigger can be defined that deletes events that are not desired, so that default tracking can still be turned on for a particular object type. Such conditional tracking can be used for other events as well.

In some implementations, defining triggers to track certain events can be done as follows. A user can define an object type to track. This object type can be added to a list of objects that can be tracked for a particular tenant. The tenant can remove object types from this list as well. Custom objects and standard objects can be on the list, which may, for example, be stored in cache or RAM of a server or in the database. Generally only one such list exists for a tenant, and users do not have individual lists for themselves, although in some implementations, they may particularly when the number of users in a tenant is small.

In one implementation, a tenant can select which records of an object type are to be tracked. In another implementation, once an object type is added to the tracking list of object types, then all records of that type are tracked. The tenant can then specify the particulars of how the tracking is to be performed. For example, the tenant can specify triggers as described above, fields to be tracked, or any of the customizations mentioned herein.

In some implementations, when a feed is defined as an object in the database (e.g., as a child object of entity records that can be tracked), a particular instance of the feed object (e.g., for a particular record) can be create-able and delete-able. In one implementation, if a user has access to a record then the user can customize the feed for the record. In one implementation, a record may be locked to prevent customization of its feed.

One method of creating a custom feed for users of a database system according to implementations is now described. Any of the following blocks can be performed wholly or partially with the database system, and in particular by one or more processor of the database system.

In block A, one or more criteria specifying which events are to be tracked for possible inclusion into a feed to be displayed are received from a tenant. In block B, data indicative of an event is received. In block C, the event is analyzed to determine if the criteria are satisfied. In block D, if the criteria are satisfied, at least a portion of the data is added to a table (e.g., one or more of the tables in FIG. **9**A) that tracks events for inclusion into at least one feed for a user of the tenant. The feed in which feed items of an event may ultimately be displayed can be a news feed, record feed, or a profile feed.

E. Creating Custom Feeds with Filtering

After feed items have been generated, they can be filtered so that only certain feed items are displayed, which may be tailored to a specific tenant and/or user. In one implementation, a user can specify changes to a field that meet certain criteria for the feed item to show up in a feed displayed to the user, e.g., a news feed or even an entity feed displayed directly to the user. In one implementation, the criteria can be combined with other factors (e.g., number of feed items in the feed) to determine which feed items to display. For instance, if a small number of feed items exist (e.g., below a threshold), then all of the feed items may be displayed.

In one implementation, a user can specify the criteria via a query on the feed items in his/her new feed, and thus a feed may only return objects of a certain type, certain types of events, feed tracked updates about certain fields, and other criteria mentioned herein. Messages can also be filtered according to some criteria, which may be specified in a query. Such an added query can be added onto a standard query that is used to create the news feed for a user. A first user could specify the users and records that the first user is following in this manner, as well as identify the specific feed items that the first user wants to follow. The query could be created through a graphical interface or added by a user directly in a query language. Other criteria could include receiving only posts directed to a particular user or record, as opposed to other feed items.

In one implementation, the filters can be run by defining code triggers, which run when an event, specific or otherwise, occurs. The trigger could then run to perform the filtering at the time the event occurs or when a user (who has certain defined triggers, that is configured for a particular user) requests a display of the feed. A trigger could search for certain terms (e.g., vulgar language) and then remove such terms or not create the feed item. A trigger can also be used to send the feed item to a particular person (e.g., an administrator) who does not normally receive the feed item were it not for the feed item containing the flagged terms.

F. Access Checks

In one implementation, a user can access a feed of a record if the user can access the record. The security rules for determining whether a user has access to a record can be performed in a variety of ways, some of which are described in U.S. patent application Ser. No. 11/866,184 by Weissman et al., filed Oct. 2, 2007, titled "METHODS AND SYSTEMS FOR CONTROLLING ACCESS TO CUSTOM OBJECTS IN A DATABASE", which is hereby incorporated by reference in its entirety and for all purposes. For example, a security level table can specify whether a user can see a particular type of record and/or particular records. In one implementation, a hierarchy of positions within a tenant is used. For example, a manager can inherit the access levels of employees that the manager supervises. Field level security (FLS) can also be used to determine whether a particular feed tracked update about an update to a field can be seen by the user. The field change table **920** can be used to identify a field name or field ID, and then whether the user has read access to that field can be determined from an FLS table. For example, if a user could not see a field of a social security number, the feed of the user provided to the user would not include any feed items related to the social security number field.

In one implementation, a user can edit a feed of a record if the user has access to the record, e.g., deleting or editing a feed item. In another implementation, a user (besides an administrator) cannot edit a feed item, except for performing an action from which a feed item can be created. In one implementation, a user is required to have access to a particular record and field for a feed item to be created based on an action of the user. In this case, an administrator can be considered to be a user with MODIFY-ALL-DATA security level. In yet another implementation, a user who created the record can edit the feed.

G. Posts

In one implementation, the text of posts are stored in a child table (post table **950**), which can be cross-referenced with event hifeed tracked update table **910**. Post table **950** can include event ID **951** (to cross-reference with event ID **911**), post text **952** to store the text of the post, and time/date **953**. An entry in post table **950** can be considered a feed post object. Posts for a record can also be subject to access checks. In one implementation, if a user can view a record

then all of the posts can be seen, i.e. there is not an additional level of security check as there is for FLS. In another implementation, an additional security check could be done, e.g., by checking on whether certain keywords (or phrases) exist in the post. For instance, a post may not be not provided to specified users if a certain keyword exists, or only provided to specified users if a keyword exists. In another implementation, a table can exist for status updates.

VIII. Subscribing to Users and Records to Follow

As described above, a user can follow users, groups, and records.

Implementations can provide mechanisms for a user to manage which users, groups, and records that the user is currently following. In one implementation, a user can be limited to the number of users and records (collectively or separately) that the user can follow. For example, a user may be restricted to only following 10 users and 15 records, or as another example, 25 total. Alternatively, the user may be permitted to follow more or less users.

In one implementation, a user can go to a page of a record and then select to follow that object (e.g., with a button marked "follow" or "join"). In another implementation, a user can search for a record and have the matching records show up in a list. The search can include criteria of records that the user might want to follow. Such criteria can include the owner, the creation date, last comment date, and numerical values of particular fields (e.g., an opportunity with a value of more than $10,000).

A follow button (or other activation object) can then reside next to each record in the resulting list, and the follow button can be selected to start following the record. Similarly, a user can go to a profile page of a user and select to follow the user, or a search for users can provide a list, where one or more users can be selected for following from the list. The selections of subscribing and unsubscribing can add and delete rows in table **920**.

In some implementations, a subscription center acts as a centralized place in a database application (e.g., application platform **18**) to manage which records a user subscribes to, and which field updates the user wants to see in feed tracked updates. The subscription center can use a subscription table to keep track of the subscriptions of various users. In one implementation, the subscription center shows a list of all the items (users and records) a user is subscribed to. In another implementation, a user can unsubscribe to subscribed objects from the subscription center.

A. Automatic Subscription

In one implementation, an automatic subscription feature can ensure that a user is receiving certain feeds. In this manner, a user does not have to actively select certain objects to follow. Also, a tenant can ensure that a user is following objects that the user needs to be following.

In various implementations for automatically following users, a default for small organizations can be to follow everyone. For big organizations, the default can be to follow a manager and peers. If a user is a manager, the default can be to follow the manager's supervisor, peers, and people that the manager supervises (subordinates). In other implementations for automatically following records, records that the user owns may be automatically followed and/or records recently viewed (or changed) may be automatically followed.

In one example, a new record is created. The owner (not necessarily the user who created the entity) is subscribed to the entity. If ownership is changed, the new owner may automatically be subscribed to follow the entity. Also, after a lead convert, the user doing the lead convert may be automatically subscribed to the new account, opportunity, or contact resulting from the lead convert. In one implementation, the auto subscription is controlled by user preference. That is a user or tenant can have the auto subscribe feature enabled or not. In one aspect, the default is to have the auto-subscribe turned on.

FIG. **9**B shows a flowchart illustrating an example of a method **900** for automatically subscribing a user to an object in a database system, performed in accordance with some implementations. Any of the following blocks can be performed wholly or partially with the database system, and in particular by one or more processor of the database system.

In block **901**, one or more properties of an object stored in the database system are received. The properties can be received from administrators of the database system, or from users of the database system (which may be an administrator of a customer organization). The properties can be records or users, and can include any of the fields of the object that are stored in the database system. Examples of properties of a record include: an owner of the record, a user that converted the record from one record type to another record type, whether the first user has viewed the record, and a time the first user viewed the record. Examples of properties of a user include: which organization (tenant) the user is associated with, the second user's position in the same organization, and which other users the user had e-mailed or worked with on projects.

In block **902**, the database system receives one or more criteria about which users are to automatically follow the object. The criteria can be received from administrators of the database system, or from one or more users of the database system. The users may be an administrator of a customer organization, which can set tenant-wide criteria or criteria for specific users (who may also set the criteria themselves). Examples of the criteria can include: an owner or creator of a record is to follow the record, subordinates of an owner or creator of a record are to follow the record, a user is to follow records recently viewed (potentially after a specific number of views), records that a user has changed values (potentially with a date requirement), records created by others in a same business group as the user. Examples of the criteria can also include: a user is to follow his/her manager, the user's peers, other users in the same business group as the user, and other users that the user has e-mailed or worked with on a project. The criteria can be specific to a user or group of users (e.g., users of a tenant).

In block **903**, the database system determines whether the one or more properties of the object satisfy the one or more criteria for a first user. In one implementation, this determination can occur by first obtaining the criteria and then determining objects that satisfy the criteria. The determination can occur periodically, at time of creation of an object, or at other times. If different users have different criteria, then the criteria for a particular user or group could be searched at the same time. Since users of different tenants normally cannot view objects of another tenant, certain criteria does not have to be checked. In another implementation, this determination can occur by looking at certain properties and then identifying any criteria that are met. In yet another implementation, the criteria and properties can be used to find users that satisfy the criteria.

In block **904**, if the criteria are satisfied, the object is associated with the first user. The association can be in a list that stores information as to what objects are being followed by the first user. User subscription table **940** is an example of such a list. In one implementation, the one or more criteria are satisfied if one property satisfies at least one criterion.

Thus, if the criteria are that a user follows his/her manager and the object is the user's manager, then the first user will follow the object.

In one implementation, a user can also be automatically unsubscribed, e.g., if a certain action happens. The action could be a change in the user's position within the organization, e.g., a demotion or becoming a contractor. As another example, if a case gets closed, then users following the case may be automatically unsubscribed.

B. Feed and Subscription API

In one implementation, a feed and subscription center API can enable tenants to provide mechanisms for tracking and creating feed items, e.g., as described above for creating custom feeds by allowing users to add custom events for tracking. For example, after some initial feed items are created (e.g., by administrators of the database system), outside groups (e.g., tenants or software providers selling software to the tenants) can 'enable objects' for feeds through a standard API. The groups can then integrate into the subscription center and the feed tracked update feeds on their own. In one implementation, the feed and subscription center API can use a graphical user interface implemented for the default feed tracking. In one implementation, API examples include subscribing to an entity by creating a new entity subscription object for a particular user ID, or for all users of a tenant (e.g., user subscription table **940**). In one implementation, obtaining all subscriptions for a given user can be performed by using a query, such as "select . . . from EntitySubscription where userid=' . . . '".

Some implementations have restriction on non-admin users, e.g., those without view all data permissions (VAD). One restriction can be a limit clause on entity subscription queries (e.g., queries on user subscription table **940**), e.g., where the limit of the number of operations is less than 100. In one implementation, users are not required to specify an order-by, but if an order-by is specified they can only order on fields on the entity subscription entity. In one implementation, filters on entity subscription can likewise only specify fields on the entity subscription entity. In one aspect, the object ID being followed can be sorted or filtered, but not the object name.

In one implementation, one or more restrictions can also be placed on the identification of feed items in a feed that a user can access. For example, if a low-level user (i.e. user can access few objects) is attempting to see a profile feed of a high level user, a maximum number of checks (e.g., 500) for access rights may be allowed. Such a restriction can minimize a cost of a feed request. In some implementations, there are restriction on the type of queries (e.g., fields for filtering) allowed to construct on feeds (e.g., on tables in FIG. **9**A).

C. Sharing

As mentioned above, users may be restricted from seeing records from other tenants, as well as certain records from the tenant to which the user belongs (e.g., the user's employer). Sharing rules can refer to the access rules that restrict a user from seeing records that the user is not authorized to see or access. Additionally, in one implementation, a user may be restricted to only seeing certain fields of a record, field-level security (FLS).

In an implementation, access rule checks are done upon subscription. For example, a user is not allowed to subscribe to a record or type of record that the user cannot access. In one aspect, this can minimize (but not necessarily eliminate) cases where a user subscribes to entities they cannot access. Such cases can slow down news feed queries, when an access check is performed (which can end up removing much of the feed items). Thus, a minimization of access checks can speed up operation. In another implementation, when feed items are created dynamically, access rule checks may be done dynamically at the time of subsequent access, and not upon subscription or in addition to at time of subscription.

An example case where access checks are still performed is when a first user follows a second user, but the second user performs some actions on records or is following records that the first user is not allowed to see. The first user may be allowed to follow the second user, and thus the subscription is valid even though the first user may not be able to see all of the feed items. Before a feed tracked update is provided to a news feed of the first user, a security check may be performed to validate whether the first user has access rights to the feed item. If not, the feed item is not displayed to the first user. In one implementation, users can be blocked from feed items that contain certain terms, symbols, account numbers, etc. In one implementation, any user can follow another user. In another implementation, users may be restricted as to which users, objects, and/or records he/she can follow.

Regarding viewing privileges of a feed, in one implementation, a user can always see all of his own subscriptions (even if he's lost read access to a record). For example, a user can become a contractor, and then the user may lose access to some records. But, the user may still see that he/she is following the object. This can help if there is a limit to the number of objects that can be followed. To unsubscribe a user may need to know what they are following so they can unsubscribe and subscribe to objects the user can see. In another implementation, for access to other people's subscriptions, a user can be required to need read-access on the record-id to see the subscription. In some implementations, users with authorization to modify all data can create/delete any subscription. In other implementations, a user can create/delete subscriptions only for that user, and not anyone else.

D. Configuration of which Field to Follow

There can be various feed settings for which feed items get added to profile and record feeds, and which get added to news feeds. In one implementation, for profile feeds and entity feeds, feed tracked updates can be written for all standard and custom fields on the supported objects. In one implementation, feed settings can be set to limit how many and which fields of a record are tracked for determining whether a feed tracked update is to be generated. For example, a user or administrator can choose specific fields to track and/or certain ones not to track. In another implementation, there is a separate limit for the number of trackable fields (e.g., 20) for a record. Thus, only certain changes may be tracked in an entity hifeed tracked update and show up in the feed. In yet another implementation, default fields may be chosen for tracking, where the defaults can be exposed in the subscriptions center.

IX. Adding Items to a Feed

As described above, a feed includes feed items, which include feed tracked updates and messages, as defined herein. Various feeds can be generated. For example, a feed can be generated about a record or about a user. Then, users can view these feeds. A user can separately view a feed of a record or user, e.g., by going to a home page for the user or the record. As described above, a user can also follow another user or record and receive the feed items of those feeds through a separate feed application (e.g., in a page or window), which is termed "chatter" in certain examples. The

feed application can provide each of the feeds that a user is following and, in some examples, can combine various feeds in a single information feed.

A feed generator can refer to any software program running on a processor or a dedicated processor (or combination thereof) that can generate feed items (e.g., feed tracked updates or messages) and combine them into a feed. In one implementation, the feed generator can generate a feed item by receiving a feed tracked update or message, identifying what feeds the item should be added to, and adding the feed. Adding the feed can include adding additional information (metadata) to the feed tracked update or message (e.g., adding a document, sender of message, a determined importance, etc.). The feed generator can also check to make sure that no one sees feed tracked updates for data that they don't have access to see (e.g., according to sharing rules). A feed generator can run at various times to pre-compute feeds or to compute them dynamically, or combinations thereof.

In one implementation, the feed generator can de-dupe events (i.e. prevent duplicates) that may come in from numerous records (and users). For example, since a feed tracked update can be published to multiple feeds (e.g., John Choe changed the Starbucks Account Status) and a person can be subscribed to both the Starbucks account and John Choe, implementations can filter out duplicates before adding or displaying the items in a news feed. Thus, the Feed Generator can collapse events with multiple records and users for a single transaction into a single feed tracked update and ensure the right number of feed tracked updates for the particular feed. In some implementations, an action by a user does not create a feed item for that user (e.g., for a profile feed of that user), and it is only the feed of the object being acted upon (e.g., updated) for which a feed item is created. Thus, there should not be duplicates. For example, if someone updates the status of a record, the feed item is only for the record and not the user.

In one implementation, processor **417** in FIG. **4** can identify an event that meets criteria for a feed tracked update, and then generate the feed tracked update. Processor **417** can also identify a message. For example, an application interface can have certain mechanisms for submitting a message (e.g., "submit" buttons on a profile page, detail page of a record, "comment" button on post), and use of these mechanisms can be used to identify a message to be added to a table used to create a feed or added directly to a list of feed items ready for display.

A. Adding Items to a Pre-Computed Feed

In some implementations, a feed of feed items is created before a user requests the feed. Such an implementation can run fast, but have high overall costs for storage. In one implementation, once a profile feed or a record feed has been created, a feed item (messages and feed tracked updates) can be added to the feed. The feed can exist in the database system in a variety of ways, such as a related list. The feed can include mechanisms to remove items as well as add them.

As described above, a news feed can be an aggregated feed of all the record feeds and profile feeds to which a user has subscribed. The news feed can be provided on the home page of the subscribing user. Therefore, a news feed can be created by and exist for a particular user. For example, a user can subscribe to receive entity feeds of certain records that are of interest to the user, and to receive profile feeds of people that are of interest (e.g., people on a same team, that work for the user, are a boss of the user, etc.). A news feed can tell a user about all the actions across all the records (and people) whom have explicitly (or implicitly) been subscribed to via the subscriptions center (described above).

In one implementation, only one instance of each feed tracked update is shown on a user's news feed, even if the feed tracked update is published in multiple entities to which the user is subscribed. In one aspect, there may be delays in publishing news articles. For example, the delay may be due to queued up messages for asynchronous entity hifeed tracked update persistence. Different feeds may have different delays (e.g., delay for new feeds, but none of profile and entity feeds). In another implementation, certain feed tracked updates regarding a subscribed profile feed or an entity feed are not shown because the user is not allowed access, e.g., due to sharing rules (which restrict which users can see which data). Also, in one implementation, data of the record that has been updated (which includes creation) can be provided in the feed (e.g., a file or updated value of a feed can be added as a flash rendition).

Examples are provided below as how it can be determined which feed items to add to which news feeds. In one implementation, the addition of items to a news feed is driven by the following user. For example, the user's profile can be checked to determine objects the user is following, and the database may be queried to determine updates to these objects. In another implementation, the users and records being followed drive the addition of items to a news feed. Implementations can also combine these and other aspects. In one implementation, a database system can be follower-driven if the number of subscriptions (users and records the user is following) is small. For example, since the number subscriptions are small, then changes to a small number of objects need to be checked for the follower.

Regarding implementations that are follower-driven, one implementation can have a routine run for a particular user. The routine knows the users and records that the user is following. The routine can poll the database system for new feed tracked updates and messages about the users and records that are being followed. In one implementation, the polling can be implemented as queries. In one implementation, the routine can run at least partially (even wholly) on a user device.

Regarding implementations where a news feed is driven by the record (or user) being followed, processor **417** can identify followers of the record after a feed item is added to the record feed. Processor **417** can retrieve a list of the followers from the database system. The list can be associated with the record, and can be stored as a related list or other object that is a field or child of the record.

In one implementation, profile and record feeds can be updated immediately with a new feed item after an action is taken or an event occurs. A news feed can also be updated immediately. In another implementation, a news feed can be updated in batch jobs, which can run at periodic times.

B. Dynamically Generating Feeds

In some implementations, a feed generator can generate the feed items dynamically when a user requests to see a particular feed, e.g., a profile feed, entity feed, or the user's news feed. In one implementation, the most recent feed items (e.g., top 50) are generated first. In one aspect, the other feed items can be generated as a background process, e.g., not synchronously with the request to view the feed. However, since the background process is likely to complete before a user gets to the next 50 feed items, the feed generation may appear synchronous. In another aspect, the most recent feed items may or may not include comments, e.g., that are tied to feed tracked updates or posts.

In one implementation, the feed generator can query the appropriate subset of tables shown in FIG. **9**A and/or other tables as necessary, to generate the feed items for display. For example, the feed generator can query the event hifeed tracked update table **910** for the updates that occurred for a particular record. The ID of the particular record can be matched against the ID of the record. In one implementation, changes to a whole set of records can be stored in one table. The feed generator can also query for status updates, posts, and comments, each of which can be stored in different parts of a record or in separate tables, as shown in FIG. **9**A. What gets recorded in the entity hifeed tracked update table (as well as what is displayed) can be controlled by a feed settings page in setup, which can be configurable by an administrator and can be the same for the entire organization, as is described above for custom feeds. In one implementation, there can be two feed generators. For example, one generator can generate the record and profile feeds and another generator can generate news feeds. For the former, the feed generator can query identifiers of the record or the user profile. For the latter, the news feed generator can query the subscribed profile feeds and record feeds, e.g., user subscription table **940**. In one implementation, the feed generator looks at a person's subscription center to decide which feeds to query for and return a list of feed items for the user. The list can be de-duped, e.g., by looking at the event number and values for the respective table, such as field name or ID, comment ID, or other information.

C. Adding Information to Feed Hifeed Tracked Update Tables

FIG. **10** is a flowchart of an example of a method **1000** for saving information to feed tracking tables, performed in accordance with some implementations. In one implementation, some of the blocks may be performed regardless of whether a specific event or part of an event (e.g., only one field of an update is being tracked) is being tracked. In various implementations, a processor or set of processors (hardwired or programmed) can perform method **1000** and any other method described herein.

In block **1010**, data indicative of an event is received. The data may have a particular identifier that specifies the event. For example, there may be a particular identifier for a field update. In another implementation, the transaction may be investigated for keywords identifying the event (e.g., terms in a query indicating a close, change field, or create operations).

In block **1020**, it is determined whether the event is being tracked for inclusion into feed tables. The determination of what is being tracked can be based on a tenant's configuration as described above. In one aspect, the event has an actor (person performing an event), and an object of the event (e.g., record or user profile being changed).

In block **1030**, the event is written to an event hifeed tracked update table (e.g., table **910**). In one implementation, this feed tracking operation can be performed in the same transaction that performs a save operation for updating a record. In another implementation, a transaction includes at least two roundtrip database operations, with one roundtrip being the database save (write), and the second database operation being the saving of the update in the hifeed tracked update table. In one implementation, the event hifeed tracked update table is chronological. In another implementation, if user A posts on user B's profile, then user A is under the "created by" **913** and user B is under the object ID **912**.

In block **1040**, a field change table (e.g., field change table **920**) can be updated with an entry having the event identifier and fields that were changed in the update. In one implementation, the field change table is a child table of the event hifeed tracked update table. This table can include information about each of the fields that are changed. For example, for an event that changes the name and balance for an account record, an entry can have the event identifier, the old and new name, and the old and new balance. Alternatively, each field change can be in a different row with the same event identifier. The field name or ID can also be included to determine which field the values are associated.

In block **1050**, when the event is a post, a post table (e.g., post table **950**) can be updated with an entry having the event identifier and text of the post. In one implementation, the field change table is a child table of the event hifeed tracked update table. In another implementation, the text can be identified in the transaction (e.g., a query command), stripped out, and put into the entry at the appropriate column. The various tables described herein can be combined or separated in various ways. For example, the post table and the field change table may be part of the same table or distinct tables, or may include overlapping portions of data.

In block **1060**, a comment is received for an event and the comment is added to a comment table (e.g., comment table **930**). The comment could be for a post or an update of a record, from which a feed tracked update can be generated for display. In one implementation, the text can be identified in the transaction (e.g., a query command), stripped out, and put into the entry at the appropriate column.

D. Reading Information from Feed Hifeed Tracked Update Tables

FIG. **11** is a flowchart of an example of a method **1100** for reading a feed item as part of generating a feed for display, performed in accordance with some implementations. In one implementation, the feed item may be read as part of creating a feed for a record.

In block **1110**, a query is received for an events history table (e.g., event hifeed tracked update table **910**) for events related to a particular record. In one implementation, the query includes an identifier of the record for which the feed is being requested. In various implementations, the query may be initiated from a detail page of the record, a home page of a user requesting the record feed, or from a listing of different records (e.g., obtained from a search or from browsing).

In block **1120**, the user's security level can be checked to determine if the user can view the record feed. Typically, a user can view a record feed, if the user can access the record. This security check can be performed in various ways. In one implementation, a first table is checked to see if the user has a classification (e.g., a security level that allows him to view records of the given type). In another implementation, a second table is checked to see if the user is allowed to see the specific record. The first table can be checked before the second table, and both tables can be different sections of a same table. If the user has requested the feed from the detail page of the record, one implementation can skip the security level check for the record since the check was already done when the user requested to view the detail page.

In one implementation, a security check is determined upon each request to view the record feed. Thus, whether or not a feed item is displayed to a user is determined based on access rights, e.g., when the user requests to see a feed of a record or a news feed of all the objects the user is following. In this manner, if a user's security changes, a feed automatically adapts to the user's security level when it is changed. In another implementation, a feed can be computed before being requested and a subsequent security check can be

made to determine whether the person still has access right to view the feed items. The security (access) check may be at the field level, as well as at the record level.

In block **1130**, if the user can access the record, a field level security table can be checked to determine whether the user can see particular fields. In one implementation, only those fields are displayed to the user. Alternatively, a subset of those the user has access to is displayed. The field level security check may optionally be performed at the same time and even using the same operation as the record level check. In addition, the record type check may also be performed at this time. If the user can only see certain fields, then any feed items related to those fields (e.g., as determined from field change table **920**) can be removed from the feed being displayed.

In block **1140**, the feed items that the user has access to are displayed. In one implementation, a predetermined number (e.g., 20) of feed items are displayed at a time. The method can display the first **20** feed items that are found to be readable, and then determine others while the user is viewing the first **20**. In another implementation, the other feed items are not determined until the user requests to see them, e.g., by activating a see more link.

FIG. **12** is a flowchart of an example of a method **1200** for reading a feed item of a profile feed for display, performed in accordance with some implementations. In one implementation, the query includes an identifier of the user profile feed that is being requested. Certain blocks may be optional, as is also true for other methods described herein. For example, security checks may not be performed.

In block **1210**, a query is directed to an event hifeed tracked update table (e.g., event hifeed tracked update table **910**) for events having a first user as the actor of the event (e.g., creation of an account) or on which the event occurred (e.g., a post to the user's profile). In various implementations, the query may be initiated by a second user from the user's profile page, a home page of a user requesting the profile feed (e.g., from a list of users being followed), or from a listing of different users (e.g., obtained from a search or from browsing). Various mechanisms for determining aspects of events and obtaining information from tables can be the same across any of the methods described herein.

In block **1220**, a security check may also be performed on whether the second user can see the first user's profile. In one implementation any user can see the profile of another user of the same tenant, and block **1220** is optional.

In block **1230**, a security (access) check can be performed for the feed tracked updates based on record types, records, and/or fields, as well security checks for messages. In one implementation, only the feed tracked updates related to records that the person has updated are the ones that need security check as the feed items about the user are readable by any user of the same tenant. Users of other tenants are not navigable, and thus security can be enforced at a tenant level. In another implementation, messages can be checked for keywords or links to a record or field that the second user does not have access.

As users can have different security classifications, it is important that a user with a low-level security cannot see changes to records that have been performed by a user with high-level security. In one implementation, each feed item can be checked and then the viewable results displayed, but this can be inefficient. For example, such a security check may take a long time, and the second user would like to get some results sooner rather than later. The following blocks illustrate one implementation of how security might be checked for a first user that has a lot of feed items, but the second user cannot see most of them. This implementation can be used for all situations, but can be effective in the above situation.

In block **1231**, a predetermined number of entries are retrieved from the event hifeed tracked update table (e.g., starting from the most recent, which may be determined from the event identifier). The retrieved entries may just be ones that match the user ID of the query. In one implementation, entries are checked to find the entries that are associated with the user and with a record (i.e. not just posts to the user account). In another implementation, those entries associated with the user are allowed to be viewed, e.g., because the second user can see the profile of the first user as determined in block **1220**.

In block **1232**, the record identifiers are organized by type and the type is checked on whether the second user can see the record types. Other checks such as whether a record was manually shared (e.g., by the owner) can also be performed. In one implementation, the queries for the different types can be done in parallel.

In block **1233**, if a user can see the record type, then a check can be performed on the specific record. In one implementation, if a user can see a record type, then the user can see all of the records of that type, and so this block can be skipped. In another implementation, the sharing model can account for whether a user below the second user (e.g., the second user is a manager) can see the record. In such an implementation, the second user may see such a record. In one implementation, if a user cannot see a specific record, then comments on that record are also not viewable.

In block **1234**, field level sharing rules can be used to determine whether the second user can see information about an update or value of certain fields. In one implementation, messages can be analyzed to determine if reference to a particular field name is made. If so, then field level security can be applied to the messages.

In block **1280**, blocks **1231-1234** are repeated until a stopping criterion is met. In one implementation, the stopping criteria may be when a maximum number (e.g., 100) of entries that are viewable have been identified. In another implementation, the stopping criteria can be that a maximum number (e.g., 500) of entries from the entity hifeed tracked update table have been analyzed, regardless of whether the entries are viewable or not.

In one implementation, a news feed can be generated as a combination of the profile feeds and the entity feeds, e.g., as described above. In one implementation, a list of records and user profiles for the queries in blocks **1110** and **1210** can be obtained form user subscription table **940**. In one implementation, there is a maximum number of objects that can be followed.

In various implementations, the entity hifeed tracked update table can be queried for any one or more of the following matching variables as part of determining items for a feed: CreatedDate, CreatedById, CreatedBy.FirstName,

CreatedBy.LastName, ParentId, and Parent.Name. The child tables can also be queried for any one or more of the following matching variables as part of determining items for a feed: DataType, FieldName, OldValue, and NewValue. A query can also specify how the resulting feed items can be sorted for display, e.g., by event number, date, importance, etc. The query can also include a number of items to be returned, which can be enforced at the server.

The two examples provided above can be done periodically to create the feeds ahead of time or done dynamically at the time the display of a feed is requested. Such a dynamic

calculation can be computationally intensive for a news feed, particularly if many users and records are being followed, although there can be a low demand for storage. Accordingly, one implementation performs some calculations ahead of time and stores the results in order to create a news feed.

E. Partial Pre-Computing of Items for a Feed

FIG. **13** is a flowchart of an example of a method **1300** of storing event information for efficient generation of feed items to display in a feed, performed in accordance with some implementations. In various implementations, method **1300** can be performed each time an event is written to the events hifeed tracked update table, or periodically based on some other criteria (e.g., every minute, after five updates have been made, etc.).

In block **1310**, data indicative of an event is received. The data may be the same and identified in the same way as described for block **1010**. The event may be written to an event hifeed tracked update table (e.g., table **910**).

In block **1320**, the object(s) associated with the event are identified. In various implementations, the object may be identified by according to various criteria, such as the record being changed, the user changing the record, a user posting a message, and a user whose profile the message is being posted to.

In block **1330**, the users following the event are determined. In one implementation, one or more objects that are associated with the event are used to determine the users following the event. In one implementation, a subscription table (e.g., table **940**) can be used to find the identified objects. The entries of the identified objects can contain an identifier (e.g., user ID **941**) of each the users following the object

In block **1340**, the event and the source of the event, e.g., a record (for a record update) or a posting user (for a user-generated post) are written to a news feed table along with an event identifier. In one implementation, such information is added as a separate entry into the news feed table along with the event ID. In another implementation, each of the events for a user is added as a new column for the row of the user. In yet another implementation, more columns (e.g., columns from the other tables) can be added.

News feed table **960** shows an example of such a table with user ID **961** and event ID or pointer **962**. The table can be organized in any manner. One difference from event hifeed tracked update table **910** is that one event can have multiple entries (one for each subscriber) in the news feed table **960**. In one implementation, all of the entries for a same user are grouped together, e.g., as shown. The user U**819** is shown as following events E**37** and E**90**, and thus any of the individual feed items resulting from those events. In another implementation, any new entries are added at the end of the table. Thus, all of the followers for a new event can be added as a group. In such an implementation, the event IDs would generally be grouped together in the table. Of course, the table can be sorted in any suitable manner.

In an implementation, if the number of users is small, then the feed items in one or more of the tables may be written as part of the same write transaction. In one implementation, the determination of small depends on the number of updates performed for the event (e.g., a maximum number of update operations may be allowed), and if more operations are performed, then the addition of the feed items is performed. In one aspect, the number of operations can be counted by the number of rows to be updated, including the rows of the record (which depends on the update event), and the rows of the hifeed tracked update tables, which can depend on the number of followers. In another implementation, if the number of users is large, the rest of the feed items can be created by batch. In one implementation, the feed items are always written as part of a different transaction, i.e., by batch job.

In one implementation, security checks can be performed before an entry is added to the news feed table **960**. In this manner, security checks can be performed during batch jobs and may not have to be performed at the time of requesting a news feed. In one implementation, the event can be analyzed and if access is not allowed to a feed item of the event, then an entry is not added. In one aspect, multiple feed items for a same user may not result from a same event (e.g., by how an event is defined in table **910**), and thus there is no concern about a user missing a feed item that he/she should be able to view.

In block **1350**, a request for a news feed is received from a user. In one implementation, the request is obtained when a user navigates to the user's home page. In another implementation, the user selects a table, link, or other page item that causes the request to be sent.

In block **1360**, the news feed table and other tables are accessed to provide displayable feed items of the news feed. The news feed can then be displayed. In one implementation, the news feed table can then be joined with the event hifeed tracked update table to determine the feed items. For example, the news feed table **960** can be searched for entries with a particular user ID. These entries can be used to identify event entries in event hifeed tracked update table **910**, and the proper information from any child tables can be retrieved. The feed items (e.g., feed tracked updates and messages) can then be generated for display.

In one implementation, the most recent feed items (e.g., 100 most recent) are determined first. The other feed items may then be determined in a batch process. Thus, the feed item that a user is most likely to view can come up first, and the user may not recognize that the other feed items are being done in batch. In one implementation, the most recent feed items can be gauged by the event identifiers. In another implementation, the feed items with a highest importance level can be displayed first. The highest importance being determined by one or more criteria, such as, who posted the feed item, how recently, how related to other feed items, etc.

In one implementation where the user subscription table **940** is used to dynamically create a news feed, the query would search the subscription table, and then use the object IDs to search the event hifeed tracked update table (one search for each object the user is following). Thus, the query for the news feed can be proportional to the number of objects that one was subscribing to. The news feed table allows the intermediate block of determining the object IDs to be done at an earlier stage so that the relevant events are already known. Thus, the determination of the feed is no longer proportional to the number of object being followed.

In some implementations, a news feed table can include a pointer (as opposed to an event identifier) to the event hifeed tracked update table for each event that is being followed by the user. In this manner, the event entries can immediately be retrieved without having to perform a search on the event hifeed tracked update table.

Security checks can be made at this time, and the text for the feed tracked updates can be generated.

X. Display of a Feed

Feeds include messages and feed tracked updates and can show up in many places in an application interface with the database system. In one implementation, feeds can be scoped to the context of the page on which they are being

displayed. For example, how a feed tracked update is presented can vary depending on which page it is being displayed (e.g., in news feeds, on a detail page of a record, and even based on how the user ended up at a particular page). In another implementation, only a finite number of feed items are displayed (e.g., 50). In one implementation, there can be a limit specifically on the number of feed tracked updates or messages displayed. Alternatively, the limit can be applied to particular types of feed tracked updates or messages. For example, only the most recent changes (e.g., 5 most recent) for a field may be displayed. Also, the number of fields for which changes are displayed can also be limited. Such limits can also be placed on profile feeds and news feeds. In one implementation, feed items may also be subject to certain filtering criteria before being displayed, e.g., as described below.

A. Sharing Rules for Feeds

As mentioned above, a user may not be allowed to see all of the records in the database, and not even all of the records of the organization to which the user belongs. A user can also be restricted from viewing certain fields of a record that the user is otherwise authorized to view. Accordingly, certain implementations use access rules (also called sharing rules and field-level security FLS) to ensure that a user does not view a feed tracked update or message that the user is not authorized to see. A feed of a record can be subject to the same access rules as the parent record.

In one implementation, access rules can be used to prevent subscription to a record that the user cannot see. In one implementation, a user can see a record, but only some of the fields. In such instances, only items about fields that the user can access may be displayed. In another implementation, sharing rules and FLS are applied before a feed item is being added to a feed. In another implementation, sharing rules and FLS are applied after a feed item has been added and when the feed is being displayed. When a restriction of display is mentioned, the enforcement of access rules may occur at any stage before display.

In some implementations, the access rules can be enforced when a query is provided to a record or a user's profile to obtain feed items for a news feed of a user. The access rules can be checked and cross-references with the feed items that are in the feed. Then, the query can only return feed items for which the user has access.

In other implementations, the access rules can be enforced when a user selects a specific profile feed or record feed. For example, when a user arrives on a home page (or selects a tab to see the record feed), the database system can check to see which feed items the user can see. In such an implementation, each feed item can be associated with metadata that identifies which field the feed item is about. Thus, in one implementation, a feed tracked update is not visible unless the associated record and/or field are visible to the user.

In one example, when a user accesses a feed of a record, an access check can be performed to identify whether the user can access the object type of the record. In one implementation, users are assigned a profile type, and the profile type is cross-referenced (e.g., by checking a table) to determine whether the profile type of the user can see the object type of the record.

In some implementations, access to specific records can be checked, e.g., after it has been determined that the user can access the record type. Rules can be used to determine the records viewable by a user. Such rules can determine the viewable records as a combination of those viewable by profile type, viewable due to a profile hierarchy (e.g., a boss can view records of profile types lower in the hierarchy), and viewable by manual sharing (e.g., as may be done by an owner of a record). In one implementation, the records viewable by a user can be determined beforehand and stored in a table. In one implementation, the table can be cross-referenced by user (or profile type of a user) to provide a list of the records that the user can see, and the list can be searched to determine if the record at issue is among the list. In another implementation, the table can be cross-referenced by record to determine a list of the profile types that can access the record, and the list can be searched to find out if the requesting user is in the list. In another implementation, the records viewable by a user can be determined dynamically at the time of the access check, e.g., by applying rules to data (such as user profile and hierarchy information) obtained from querying one or more tables.

In other implementations, checks can be made as to whether a user has access to certain fields of a record, e.g., after it has been determined that the user can access the record. In one aspect, the access check on fields can be performed on results already obtained from the database, to filter out fields that the user cannot see. In one implementation, the fields associated with retrieved feed items are determined, and these fields are cross-referenced with an access table that contains the fields accessible by the user (e.g., using the profile type of the user). Such an access table could also be a negative access table by specifying fields that the user cannot see, as can other access tables mentioned herein. In one implementation, the field level access table is stored in cache at a server.

In one implementation, a user can see the same fields across all records of a certain type (e.g., as long as the user can see the record). In one implementation, there is a field level access table for each object type. The access table can be cross-referenced by user (e.g., via profile type) or field. For example, a field can be identified along with the profile types that can see the field, and it can be determined whether the user's profile type is listed. In another example, the user can be found and the fields to which the user has access can be obtained. In another implementation, the accessible fields could be specified for each record.

Regarding profile feeds and news feeds, a first user may perform an action on a record, and a feed tracked update may be generated and added to the first user's profile feed. A second user who is allowed to follow the first user may not have access rights to the record. Thus, the feed tracked update can be excluded from a news feed of the second user, or when the second user views the first user's profile feed directly. In one implementation, if a user is already on the detail page, then another access check (at least at the record level) may optionally not be performed since a check was already done in order to view the detail page.

In some implementations, for profile feeds and news feeds, the feed items can be organized by object type. IT can then be determined whether the requesting user can access to those object types. Other access checks can be done independently or in conjunction with these access checks, as is described above.

B. API Implementation

Various implementations can implement the access rules in various ways. In one implementation, all recent feed items (or more generally events) are retrieved from a feed that is ready for display (e.g., after a feed generator performs formatting) or a table. Then, bulk sharing checks can be applied on the retrieved items. The viewable feed items of the most recent set can then be displayed.

In another implementation regarding a profile feed, for non-VAD (view all data) users, i.e. users who can see

everything, certain functions can be overridden. In one implementation, a FROM clause in a query can be overridden to be a pipelined function, e.g., with different parts of the query being operated on at the same time, but with different operations of a pipeline. This pipeline function can be given a row limit and the maximum number of sharing checks to run. It can loop, selecting the next batch of rows, run sharing checks against them in bulk, and pipe back any IDs which are accessible. In one aspect, in nearly all cases, the user feed can contain accessible IDs so the sharing checks can pass on the first loop. However, it is possible the sharing may have changed such that this user's access is greatly reduced. In one worst case, implementations can run sharing checks on up to the maximum number of sharing check rows (e.g., a default 500) and then terminate the function with the IDs which passed so far, possibly zero. Such an example includes a low level person viewing profile feed of CEO.

In some implementations, if the user has a small number of subscriptions (e.g., <25), then implementations can first run sharing checks on those IDs and then drive the main query from those accessible IDs, as opposed to a semi-join against the subscription and running sharing checks on the resulting rows. In other implementations, FLS is enforced by building up a TABLE CAST of the accessible field IDs from the cached values. A main query can then join against this table to filter only accessible fields.

XI. Filtering and Searching Feeds

It can be possible that a user subscribes to many users and records, which can cause a user's news feed to be very long and include many feed items. In such instances, it can be difficult for the user to read every feed item, and thus some important or interesting feed items may not be read. In some implementations, filters may be used to determine which feed items are added to a feed or displayed in the feed, even though a user may be authorized to see more than what is displayed. Section VII.E also provides a description of filtering based on criteria.

In one implementation, an "interestingness" filter can function as a module for controlling/recommending which feed tracked updates make it to the news feed when the number of items that a user subscribes to is large. In one such implementation, a user can specify a filter, which is applied to a user's news feed or to record and profile feeds that the user requests. Different filters can be used for each. For example, processing can be done on the news feed to figure out which feed tracked updates are the most relevant to the user. One implementation can use an importance weight and level/ranking, as described herein. Other implementations can include a user specifying keywords for a message and specifying which records or users are most important.

In one implementation, a filter can be used that only allows certain feed items to be added to a feed and/or to be displayed as part of a feed. A filter can be used such that the removal or non-addition of certain feed items automatically occur for any new feed items after the filter criteria are entered. The filter criteria can also be added retroactively. The criteria of such a filter can be applied via a query mechanism as part of adding a feed item to a table or displaying a feed, as described in sections above. In various implementations, a user can directly write a query or create the query through a graphical user interface.

FIG. **14** is a flowchart of an example of a method **1400** for creating a custom feed for users of a database system using filtering criteria, performed in accordance with some implementations. Any of the following blocks can be performed wholly or partially with the database system, and in particular by one or more processor of the database system.

In block **1410**, one or more criteria specifying which feed items are to be displayed to a first user are received from a tenant. In one implementation, the criteria specifies which items to add to the custom feed. For example, the criteria could specify to only include feed items for certain fields of a record, messages including certain keywords, and other criteria mentioned herein. In another implementation, the criteria specifies which items to remove from the custom feed. For example, the criteria could specify not to include feed items about certain fields or including certain keywords.

In block **1420**, the database system identifies feed items of one or more selected objects that match the criteria. The feed items can be stored in the database, e.g., in one or more of the tables of FIG. **9**A. In one implementation, the one or more selected objects are the objects that the first user is following. In another implementation, the one or more selected objects is a single record whose record feed the first user is requesting.

In block **1430**, the feed items that match the criteria are displayed to the first user in the custom feed. The generation of text for a feed tracked update can occur after the identification of the feed items (e.g., data for a field change) and before the display of the final version of the feed item.

In one implementation, the criteria are received before a feed item is created. In another implementation, the criteria are received from the first user. In one aspect, the criteria may only used for determining feeds to display to the first user. In yet another implementation, the criteria are received from a first tenant and applies to all of the users of the first tenant. Also, in an implementation where a plurality of criteria are specified, the criteria may be satisfied for a feed item if one criterion is satisfied.

Some implementations can provide mechanisms to search for feed items of interest. For example, the feed items can be searched by keyword, e.g., as entered by a user. As another example, a tab (or other selection device) can show feed items about or from a particular user. In one implementation, only messages (or even just comments) from a particular user can be selected.

In another implementation, a user can enter search criteria so that the feed items currently displayed are searched and a new list of matching feed items is displayed. A search box can be used to enter keywords. Picklists, menus, or other mechanisms can be used to select search criteria. In yet another implementation, feed comments are text-indexed and searchable. Feed comments accessibility and visibility can apply on the search operation too.

In one implementation, when a user performs a search of feeds, there can be an implicit filter of the user (e.g., by user ID). This can restrict the search to only the news feed of the user, and thus to only record feeds and profile feeds that the user is subscribed. In another implementation, searches can also be done across feeds of users and records that are not being subscribed.

Besides searching for feed items that match a criteria, one also could search for a particular feed item. However, in one implementation, a user cannot directly query a feed item or feed comment. In such an implementation, a user can query to obtain a particular profile or record feed, and then navigate to the feed item (e.g., as child of the parent feed). In another implementation, the relationship from a feed to its parent entity (e.g., a record or user profile) is uni-directional. That is a user can navigate from the feed to the parent but not vice versa.

In one implementation, a user can directly query the child tables, e.g., comment table **930**. Thus, a user could search for comments only that user has made, or comments that contain certain words. In another implementation, a user can search for a profile feed of only one user. In yet another implementation, a user can search for profile feeds of multiple users (e.g., by specifying multiple user names or IDs), which can be combined into a single feed.

XII. Maintaining Records for Follower's Feeds

If every feed item is stored and maintained on a follower's feed or even in the profile and/or record feeds, the amount of data to be stored could be massive, enough to cause storage issues in the system. In one implementation, the N (e.g., **50**) most recent feed items for each feed are kept. However, there can be a need to keep certain older feed items. Thus, implementations can remove certain feed items, while keeping others. In other implementations, old feed tracked updates may be archived in a data store separate from where recent feed items are stored.

In some implementations, feeds are purged by a routine (also called a reaper) that can remove items deemed not worthy to keep (e.g., old items). Any underlying data structures from which feed items are created can also be purged. In one implementation, the reaper can remove certain items when new items are added (e.g., after every 5th item added). As another example, feed items may be deleted synchronously during the save operation itself. However, this may slow down each save operation. In one implementation, however, this may be better than incurring a larger cost when the items are removed at longer intervals. In another implementation, the reaper can run periodically as a batch process. Such routines can ensure that a table size does not become too large. In one aspect, a reaper routine can keep the event hifeed tracked update table relatively small so the sharing checks are not extremely expensive.

In various implementations, the reaper can maintain a minimum number (e.g., 50 or 100) of feed items per record, maintain a minimum number of records per user (e.g., per user ID), and not deleting feed items (or entire records), which have comments against it. Such implementations can ensure that the detail page and profile page have sufficient data to display in a feed. Note that the sharing checks for feed queries can cut down the number of records further for users with less access. Thus, the number of records finally displayed for specific users can be significantly less than a minimum number for a specific profile or record feed. In one implementation, a reaper deletes data that is older than a specified time (e.g., 6 months or a year).

In one implementation, the reaper can perform the deletion of feed items (purging) as a batch up deletion. This can avoid deletion of large number of records that may lead to locking issues. In another implementation, the reaper can be run often so that the table does not become difficult to manage (e.g., size-wise). In this way the reaper can work on a limited set of records. In one implementation, the reaper may have logic that deletes certain items (e.g., by an identification) from tables (e.g., those in FIG. **9**A), or sections of the tables.

XIII. Selecting Updates to Associated Records to Publish on an Information Feed

Some implementations disclosed herein provide for creating, configuring, and implementing granular relationships, described in greater detail below, in a social networking system. Granular relationships may be configured by and for a user in a social networking system. Then, based on the granular relationships, information updates may be selected from the social networking system and presented to a user. The selected information updates may then be selectively published in an information feed, transmitted to the user via an e-mail, or provided to the user via some other communication mechanism.

By configuring the granular relationships, a user may exercise a greater degree of control over the information that the user receives than would otherwise be possible. For instance, the user may elect to receive some types of communications from some users. Also, the user may elect not to receive some types of communications from some users. Thus, the user may tailor the information received by the user more closely to the user's preferences, including desired information and excluding undesired information.

In some implementations, granular relationships may be used to ensure or determine legal compliance. In one example, a team within an organization may be tasked with maintaining the confidentiality of information, such as information pertaining to a merger or acquisition. In this case, every communication by the team may be monitored to ensure that no member of the team has breached confidentiality. In another example, a person may be accused of impropriety, such as harassing another user of the social networking system. In this case, the individual's communications may be monitored to determine the validity of the accusation.

In some implementations, configuring granular relationship information may permit a supervisor to evaluate the quality of an employee's contributions to an organization-specific social networking system. For instance, a team of employees may perform technical support for an organization in part by posting comments and responses to comments within an organization-specific social networking system. In this situation, one metric for evaluating employee contributions may be the volume of posts. However, the quality of employees' posts is also significant. Thus, a supervisor may request to receive designated types of communications generated by an employee, in addition to those types of communications that the supervisor would normally receive merely by following the employee. For instance, following an employee may normally cause the supervisor to receive only the employee's comments but not the employee's responses to the comments of others. In this case, the supervisor could request to also receive these responses, which may provide a more complete picture of the employee's contributions.

In some implementations, configuring granular relationship information may permit a user to receive information that may otherwise be difficult to access. For example, a user may have a mentor or supervisor within an organization. The user may choose to follow this mentor within the social networking system. However, such a relationship may cause the user to only receive original comments posted by the mentor, not replies posted by the mentor in response to the comments of other users. The user may wish to receive these replies in order to have a more complete understanding of the mentor's views, practices, and contributions within the organization.

In some implementations, configuring granular relationship information may permit a user to receive communications that include designated keywords. For instance, a user may be a member of a developer team and may have a particular interest in a programming language such as Java. Further, the user may be interested in the views of a lead developer within the company, but only in situations where the developer is discussing Java, the programming language of interest to the developer. In this case, the user may request to receive all information updates created by the developer

that include the text "Java". The user could also specify other Java-related terms, such as important code libraries or methods.

In some implementations, granular relationship information may be used to establish default configurations. For example, a default configuration may be adopted by all members of a designated team, ensuring that those team members all receive many of the same communications. As another example, a new user may be provided with default granular relationship configuration information to help the user get started within the system and to provide the new user with information relevant to the user's role within the organization.

FIG. **15** shows an example of a granular relationship lifecycle method **1500**, performed in accordance with some implementations. In some implementations, the method **1500** may be used to create granular relationship information, select information based on the granular relationship information, and present the selected information to a user.

At **1502**, granular relationship configuration information is created for a user profile. In some implementations, the granular relationship configuration information may be created at least in part automatically. For example, the user may select or be assigned a default configuration from which to start. As another example, the user may select or be assigned some configuration information based on the user's role within a group or organization.

In some implementations, the granular relationship configuration information may be created at least in part based upon input received from the user. For instance, the user may designate various granular relationship features via a user interface, electing to receive or not to receive any of various types of information.

In some implementations, the granular relationship configuration information may include any of various categories for specifying information to receive or not to receive. For example, the information may identify one or more sources of information within the social network. These sources may include data objects, other users, groups of users, or any other construct within the social network. As another example, the information may identify one or more types of information to receive or not to receive from an information source. These types of information may include input comments by designated sources of information, initial comments to which the input comments are responding, subsequent comments that are responding to the input comments, status updates, or other types of information.

At **1504**, information is selected based on the granular relationship configuration information created at operation **1502**. For instance, information associated with the social network may be stored in a database system and can include various types of information updates, as described above. Then, a database query based on the granular relationship configuration information may be run on the database to select the desired information.

At **1506**, the selected information is provided to the user associated with the user profile. In some implementations, the information may be provided to the user via any of various communication mechanisms. For example, the information may be presented in any of the information feeds described above, such as the user's news feed, which is accessible via a network such as the Internet. As another example, the information may be transmitted to the user via an e-mail or text message.

In some implementations, the selected information may be provided to the user in any of various formats. For example, each selected communication may be individually presented to the user. As another example, a digest including more than one selected communication may be presented to the user. Such a digest may include one or more conversations conducted on the social network or may include any other type of information accessible via the social network.

FIG. **16** shows a flowchart of an example of a method **1600** for configuring granular relationship information, performed in accordance with some implementations. In some implementations, the method **1600** may be used to configure granular relationship information as discussed with respect to operation **1502** shown in FIG. **15**. The method **1600** may be performed at a computing system configured to provide an information feed or social networking system.

At **1602**, a request to configure granular relationship information is received. In some implementations, the request may be generated at least in part based on user input. For instance, a user may provide user input via a user interface component indicating a desire to configure granular relationship information.

In some implementations, the request may be generated at least in part automatically. For example, a user may set up a user account or account context, and the request to configure granular relationship information may be generated automatically as a part of the configuration process. As another example, granular relationship information may be configured automatically for a user based on various criteria, such as the user's role within an organization or the identity of the user's supervisor.

In some implementations, the granular relationship information configured as described in FIG. **16** may be used to select information for display in an information feed. The granular relationship information may identify one or more sources and recipients of information. The granular relationship information may also identify various types of information for transmitting from a source to a recipient. Alternately, or additionally, the granular relationship information may identify one or more mechanisms for delivering information to the information recipient.

At **1604**, an information recipient is identified. In some implementations, the information recipient may be the destination of the information selected according to the granular relationship information configured in accordance with FIG. **16**.

In some implementations, the information recipient may be determined automatically. For instance, if a user requests to configure granular relationship information for the user's profile, the user may automatically be selected as the information recipient.

In some implementations, the information recipient may be selected. For example, a user such as a supervisor or administrator may configure granular relationship information for other users within the system.

In some implementations, the information recipient may be any construct within the social networking system capable of receiving information. For instance, the information recipient may be a user profile, a group, a record, a data library, a web page, or any other construct capable of receiving or aggregating information from different information sources.

In some implementations, the recipient may be a data object. For instance, a data object may be configured to collect legal compliance information for a user or group of users, such as a legal team focused on mergers and acquisitions. Then, communications generated by the information sources may be aggregated within the data object. The data object may then be available for review of the aggregated communications.

In some implementations, the recipient may be a group. For example, a group of users tasked with monitoring legal compliance may wish to receive all communications of designated communication types generated by designated information sources. As another example, a team of employees may all wish to receive designated types of communications generated by a team leader or supervisor.

At **1606**, an information source is identified. In some implementations, the information source may include any available source of information within the social networking system. The types of information sources that may be identified may include, but are not limited to, user profiles, user account contexts, records, libraries, groups, or other constructs within the social networking system.

In some implementations, the information source may be identified by any one of various types of selection mechanisms. For instance, a user may search for the information source, provide an identifier associated with the information source, or select the information source from a list.

At **1608**, one or more types of communication to receive from the information source are identified. In some implementations, various types of communications may be designated for transmission to the information recipient. These types of communications may include, but are not limited to, information updates posted in a social networking system, identified preferences such as "likes" or "dislikes", documents posted to an information feed, changes to a list of users followed by another user, changes to user profile or contact information, or any other information accessible within the social networking system.

In some implementations, a communication type may itself be granular or divisible into subtypes. For instance, changes to a user's contact data may be divided into significant changes and insignificant changes. Significant changes may include, for instance, a change in title. Insignificant changes may include, for instance, adding a "1-" to the beginning of the user's phone number. Thus, the types of communications to receive from the information source may be configured such that, for instance, significant communications are transmitted while insignificant changes are not transmitted.

At **1610**, one or more types of communication not to receive from the information source may be identified. For example, the granular relationship information may designate a particular information source and indicate that all information generated by that source should be transmitted except the information indicated at operation **1610**. As another example, the granular relationship information may indicate that all types of communications identified at operation **1608** should be transmitted except the types of communications identified at operation **1610**.

In some implementations, any of various types of communications may be designated as being excluded from transmission. For instance, any of the types of communications identified at operation **1608** may be designated for exclusion. In many respects, the operation for designating communication types for exclusion of transmission to the information recipient at operation **1610** may be substantially similar to the operation for designating communication types for transmission to the information recipient at operation **1608**.

At **1612**, instructions for delivering information from the information source are determined. In some implementations, the delivery instructions determined at operation **1612** may identify one or more mechanisms for transmitting the types of communication identified at operation **1608** from the source identified at **1606** to the recipient identified at **1604**.

In some implementations, various types of delivery techniques may be available. The specific types of delivery techniques available may be strategically selected based on factors such as the capabilities of the social networking system and the types of delivery mechanisms available to the recipient. The delivery techniques that may be selected may include, but are not limited to: web-accessible information feed, e-mail, instant network-based messaging, mailbox network-based messaging, text messaging, and voicemail.

In some implementations, individual communications may be delivered. Alternately, or additionally, communications may be delivered in a digest format.

In some implementations, communications may be transmitted privately, for instance in a message. Alternately, communications may be transmitted in a public fashion, such as by posting on a user's wall.

At **1614**, a determination is made as to whether to identify any additional information sources. In some implementations, the determination made at **1614** may be made at least in part by a user. For instance, a user may indicate in a user interface component whether the user wishes to identify additional sources of information.

In some implementations, the determination made at **1614** may be made at least in part automatically. For instance, a computer program may be configured to dynamically configure granular relationship information for a variety of sources. The computer program may then select sources in sequence from a list, dynamically determine sources based on designated selection criteria, or use some other technique to determine the sources of information.

At **1616**, the granular relationship information is stored. In some implementations, the granular relationship information may be stored in a database, such as the multi-tenant database discussed with respect to FIGS. **1**A-**2**B. The granular relationship information may be stored in such a way that it may be used in order to select information to provide to the information recipient identified within the granular relationship information.

FIG. **17** shows a flowchart of an example of a method **1700** for generating an information feed view, performed in accordance with some implementations. In some implementations, the method **1700** may be used to create an information feed view based on granular relationship information configured as discussed with respect to the method **1600**. For instance, the method **1700** includes operations such as identifying granular relationship information, selecting information updates based on the retrieved information, and presenting the selected updates in a feed.

At **1702**, a request to generate an information feed view is received. In some implementations, the request may be received from a user. For example, the user may transmit a request for an information feed via a mobile device. As another example, the user may visit a web page, such as the user's feed page or a feed page associated with another user or a data object.

In some implementations, a request may be received from a computing device. For instance, a process may periodically request an information feed view and then store the generated feed for archival purposes. Such a process may be useful to aid in the monitoring of the social network for legal compliance or inappropriate behavior.

At **1704**, a subject of the information feed is identified. In some implementations, the subject of the information feed

may be a user requesting the information feed. For example, a user may request to view an information feed that includes communications selected based on granular relationship information.

In some implementations, the subject of the information feed may be an entity other than a user requesting the information feed. For example, the user may request to view an information feed associated with a data object that aggregates information updates based on granular relationship information. In one such example, the data object may be a legal compliance object configured to collect information about the activities of one or more entities in the social network. In this case, the user may request to view the communications aggregated in the data object.

At **1706**, a determination is made as to whether the identified subject is associated with granular relationship information. In some implementations, the determination may be made by checking a storage location such as a database for information feed configuration information for the identified subject.

At **1708**, the granular relationship information is retrieved. In some implementations, the information retrieved may be substantially similar to the granular relationship information discussed with respect to FIG. **16**.

In some implementations, additional or alternate information may be retrieved. For instance, the system may apply or enforce default rules or restrictions on granular relationship information. In one example, users may be limited in the number of granular relationship configuration options they may set, for instance to reduce load on the database. In another example, default granular relationship information may be supplied for users that have certain roles within an organization, such as membership in a designated team.

At **1710**, information is selected to present in the information feed. In some implementations, the information may be selected at least in part from the sources identified in the granular relationship information. Also, the selected information may include the communication types identified in the granular relationship information.

In some implementations, as discussed with respect to FIG. **16**, the selected information may include comments or replies. Alternately, or additionally, the selected information may include social preferences such as "likes" and "dislikes", changes to profiles or contact information, changes to lists of entities followed by other users, or any other information available within the social networking system. The specific types of information selected may be strategically determined based on the granular relationship information and the types of communications available within the social networking system.

In some implementations, as discussed with respect to FIGS. **3-14**, the communications may be selected at least in part by using database queries. A database query may be performed that has parameters information drawn from the granular relationship information retrieved in operation **1708**. Alternately, such database queries may be run periodically to create a list, and the selection operation performed at **1708** may retrieve one or more of these lists of information.

In some implementations, not all communications identified by the granular relationship information may be selected for display. For instance, the number of communications capable of being displayed in a single information feed may be limited, and only communications up to that limit may be selected. As another example, communications designated as less important according to some metric may not be displayed or may be grouped with other communications.

At **1712**, the selected information is presented in the information feed according to the delivery instructions. As discussed with respect to FIG. **16**, the granular relationship information may identify one or more techniques for transmitting the generated information feed to the requester. Accordingly, the selected information may be arranged in a message, placed in a user interface component for display in a web page, stored in a file, or composed for delivery in any other way supported by the social networking system and specified in the delivery instructions.

At **1714**, the requested information feed view is generated. In some implementations, the requested information feed view may include information updates and other communications not associated with granular relationship information. For instance, the requested information feed view may include information updates created by other users, groups, and data objects followed by the subject of the information feed. These information updates may be included in the information feed regardless of whether granular relationship information has been configured or results in communications being retrieved.

In some implementations, generating the requested information feed view may include transmitting the requested information feed view to a user. In some instances, the requested information feed view may be transmitted in a standard or default way. For example, the requested information feed view may be presented in a user interface component displayed in a web page. Alternately, the requested information feed may be transmitted in accordance with the delivery instructions discussed with respect to operation **1712**. For example, the requested information feed may be transmitted in an e-mail, sent to a mobile device, or provided to a user in some other fashion.

The specific details of the specific aspects of implementations disclosed herein may be combined in any suitable manner without departing from the spirit and scope of the disclosed implementations. However, other implementations may be directed to specific implementations relating to each individual aspect, or specific combinations of these individual aspects.

While the disclosed examples are often described herein with reference to an implementation in which an on-demand enterprise services environment is implemented in a system having an application server providing a front end for an on-demand database service capable of supporting multiple tenants, the present invention is not limited to multi-tenant databases nor deployment on application servers. Implementations may be practiced using other database architectures, i.e., ORACLE®, DB2® by IBM and the like without departing from the scope of the implementations claimed.

It should be understood that some of the disclosed implementations can be embodied in the form of control logic using hardware and/or using computer software in a modular or integrated manner. Other ways and/or methods are possible using hardware and a combination of hardware and software.

Any of the software components or functions described in this application may be implemented as software code to be executed by a processor using any suitable computer language such as, for example, Java, C++ or Perl using, for example, conventional or object-oriented techniques. The software code may be stored as a series of instructions or commands on a computer readable medium for storage and/or transmission, suitable media include random access

memory (RAM), a read only memory (ROM), a magnetic medium such as a hard-drive or a floppy disk, or an optical medium such as a compact disk (CD) or DVD (digital versatile disk), flash memory, and the like. The computer readable medium may be any combination of such storage or transmission devices. Computer readable media encoded with the software/program code may be packaged with a compatible device or provided separately from other devices (e.g., via Internet download). Any such computer readable medium may reside on or within a single computer program product (e.g., a hard drive or an entire computer system), and may be present on or within different computer program products within a system or network. A computer system, or other computing device, may include a monitor, printer, or other suitable display for providing any of the results mentioned herein to a user.

While various implementations have been described herein, it should be understood that they have been presented by way of example only, and not limitation. Thus, the breadth and scope of the present application should not be limited by any of the implementations described herein, but should be defined only in accordance with the following and later-submitted claims and their equivalents.

What is claimed is:

1. A database system comprising:

at least one database storing a plurality of data objects; and

at least one server comprising a processor and a memory, the at least one server configured to cause:

processing a request received from a user device associated with a requesting user of a social networking system to display a news feed of the social networking system according to subscription information provided by the requesting user, the subscription information identifying a plurality of other users of the social networking system as friends with or as followed by the requesting user, each other user capable of being associated with, using the database system, updates of a plurality of update types provided by the social networking system, at least one of the other users having been subscribed to by the requesting user using a graphical button displayed as at least part of a user interface on a display of the user device, the subscription information stored using a first one or more of the data objects of the at least one database, the subscription information identifying:

at least a first one of the update types chosen by the requesting user to identify updates for inclusion in the news feed, and

at least a second one of the update types chosen by the requesting user to identify updates for exclusion from the news feed;

identifying, using the database system, a first update associated with the at least one other user as being of the first update type, the first update being one of a plurality of updates stored using a second one or more of the data objects of the at least one database;

identifying, using the database system, a second update of the plurality of updates as being of the second update type;

generating, using the database system, a news feed to:

include at least the first update, and

exclude at least the second update; and

providing the generated news feed to the user device of the requesting user for display.

2. The database system of claim **1**, wherein the subscription information further identifies the at least one other user as being a friend with or as being followed by the requesting user.

3. The database system of claim **1**, wherein the first update type is one of: a post, a comment, a response to a comment, a record update, a user profile update, an update associated with a designated source, a user action, a group-related event, a file upload, an update associated with a designated type of file, a status update, a "like", a "dislike", an update having designated content, and an update having a designated type of content.

4. The database system of claim **1**, wherein the second update type is one of: a post, a comment, a response to a comment, a record update, a user profile update, an update associated with a designated source, a user action, a group-related event, a file upload, an update associated with a designated type of file, a status update, a "like", a "dislike", an update having designated content, and an update having a designated type of content.

5. The database system of claim **1**, wherein the database system is a multi-tenant database system.

6. The database system of claim **5**, wherein the social networking system is specific to one of a plurality of entities serviced by the multi-tenant database system.

7. The database system of claim **1**, wherein the subscription information is based on a role of the requesting user within an organizational hierarchy.

8. The database system of claim **1**, wherein the subscription information is capable of being modified by the requesting user.

9. A system comprising:

system software stored on a non-transitory computer readable medium for execution by at least one processor, the system software configured to cause:

processing a request received from a user device associated with a requesting user of a social networking system to display a news feed of the social networking system according to subscription information provided by the requesting user, the subscription information identifying a plurality of other users of the social networking system as friends with or as followed by the requesting user, each other user capable of being associated with, using a database system, updates of a plurality of update types provided by the social networking system, at least one of the other users having been subscribed to by the requesting user using a graphical button displayed as at least part of a user interface on a display of the user device, the subscription information stored using a first one or more data objects of the database system, the subscription information identifying:

at least a first one of the update types chosen by the requesting user to identify updates for inclusion in the news feed, and

at least a second one of the update types chosen by the requesting user to identify updates for exclusion from the news feed;

identifying, using the database system, a first update associated with the at least one other user as being of the first update type, the first update being one of a plurality of updates stored using a second one or more data objects of the database system;

identifying, using the database system, a second update of the plurality of updates as being of the second update type;

generating, using the database system, a news feed to:

include at least the first update, and

exclude at least the second update; and

providing the generated news feed to the user device of the requesting user for display.

10. The system of claim **9**, wherein the subscription information further identifies the at least one other user as being a friend with or as being followed by the requesting user.

11. The system of claim **9**, wherein the first update type is one of: a post, a comment, a response to a comment, a record update, a user profile update, an update associated with a designated source, a user action, a group-related event, a file upload, an update associated with a designated type of file, a status update, a "like", a "dislike", an update having designated content, and an update having a designated type of content.

12. The system of claim **9**, wherein the second update type is one of: a post, a comment, a response to a comment, a record update, a user profile update, an update associated with a designated source, a user action, a group-related event, a file upload, an update associated with a designated type of file, a status update, a "like", a "dislike", an update having designated content, and an update having a designated type of content.

13. The system of claim **9**, wherein the subscription information is based on a role of the requesting user within an organizational hierarchy.

14. A computer program product comprising program code to be executed by at least one processor when retrieved from a non-transitory data storage medium, the program code comprising instructions configured to cause:

processing a request received from a user device associated with a requesting user of a social networking system to display a news feed of the social networking system according to subscription information provided by the requesting user, the subscription information identifying a plurality of other users of the social networking system as friends with or as followed by the requesting user, each other user capable of being associated with, using a database system, updates of a plurality of update types provided by the social networking system, at least one of the other users having been subscribed to by the requesting user using a graphical button displayed as at least part of a user interface on a display of the user device, the subscription information stored using a first one or more data objects of the database system, the subscription information identifying:

at least a first one of the update types chosen by the requesting user to identify updates for inclusion in the news feed, and

at least a second one of the update types chosen by the requesting user to identify updates for exclusion from the news feed;

identifying, using the database system, a first update associated with the at least one other user as being of the first update type, the first update being one of a plurality of updates stored using a second one or more data objects of the database system;

identifying, using the database system, a second update of the plurality of updates as being of the second update type;

generating, using the database system, a news feed to:

include at least the first update, and

exclude at least the second update; and

providing the generated news feed to the user device of the requesting user for display.

15. The computer program product of claim **14**, wherein the subscription information further identifies the at least one other user as being a friend with or as being followed by the requesting user.

16. The computer program product of claim **14**, wherein the first update type is one of: a post, a comment, a response to a comment, a record update, a user profile update, an update associated with a designated source, a user action, a group-related event, a file upload, an update associated with a designated type of file, a status update, a "like", a "dislike", an update having designated content, and an update having a designated type of content.

17. The computer program product of claim **14**, wherein the second update type is one of: a post, a comment, a response to a comment, a record update, a user profile update, an update associated with a designated source, a user action, a group-related event, a file upload, an update associated with a designated type of file, a status update, a "like", a "dislike", an update having designated content, and an update having a designated type of content.

18. A method comprising:

processing a request received from a user device associated with a requesting user of a social networking system to display a news feed of the social networking system according to subscription information provided by the requesting user, the subscription information identifying a plurality of other users of the social networking system as friends with or as followed by the requesting user, each other user capable of being associated with, using a database system, updates of a plurality of update types provided by the social networking system, at least one of the other users having been subscribed to by the requesting user using a graphical button displayed as at least part of a user interface on a display of the user device, the subscription information stored using a first one or more data objects of the database system, the subscription information identifying:

at least a first one of the update types chosen by the requesting user to identify updates for inclusion in the news feed, and

at least a second one of the update types chosen by the requesting user to identify updates for exclusion from the news feed;

identifying, using the database system, a first update associated with the at least one other user as being of the first update type, the first update being one of a plurality of updates stored using a second one or more data objects of the database system;

identifying, using the database system, a second update of the plurality of updates as being of the second update type;

generating, using the database system, a news feed to:

include at least the first update, and

exclude at least the second update; and

providing the generated news feed to the user device of the requesting user for display.

19. The method of claim **18**, wherein the subscription information is based on a role of the requesting user within an organizational hierarchy.

20. The method of claim **18**, wherein the database system is a multitenant database system, and the social networking system is specific to one of a plurality of entities serviced by the multi-tenant database system.

* * * * *