US 20200136799A1

(19) United States

(12) Patent Application Publication

Smith et al.

(10) Pub. No.: US 2020/0136799 A1

(43) Pub. Date: Apr. 30, 2020

(54) **METHODS AND APPARATUS TO DETERMINE PROVENANCE FOR DATA SUPPLY CHAINS**

(71) Applicant: **Intel Corporation**, Santa Clara, CA (US)

(72) Inventors: **Ned Smith**, Beaverton, OR (US); **Francesc Guim Bernat**, Barcelona (ES); **Sanjay Bakshi**, Portland, OR (US); **Paul O'Neill**, Bray (IE); **Ben McCahill**, Greystones (IE); **Brian A. Keating**, East Park Shannon (IE); **Adrian Hoban**, Limerick (IE); **Kapil Sood**, Portland, OR (US); **Mona Vij**, Hillsboro, OR (US); **Nilesh Jain**, Portland, OR (US); **Rajesh Poornachandran**, Portland, OR (US); **Trevor Cooper**, Portland, OR (US); **Kshitij A. Doshi**, Tempe, AZ (US); **Marcin Spoczynski**, Leilip (IE)

(21) Appl. No.: **16/723,743**

(22) Filed: **Dec. 20, 2019**

Publication Classification

(51) **Int. Cl.**

H04L 9/00	(2006.01)
G06F 16/28	(2019.01)
H04L 9/06	(2006.01)

(52) **U.S. Cl.**

CPC ***H04L 9/008*** (2013.01); ***G06F 16/289*** (2019.01); *H04L 2209/38* (2013.01); ***G06F 16/282*** (2019.01); ***H04L 9/0643*** (2013.01)

(57) **ABSTRACT**

Methods, apparatus, systems and articles of manufacture to determine provenance for data supply chains are disclosed. Example instructions cause a machine to at least, in response to data being generated, generate a local data object and object metadata corresponding to the data; hash the local data object; generate a hash of a label of the local data object; generate a hierarchical data structure for the data including the hash of the local data object and the hash of the label of the local data object; generate a data supply chain object including the hierarchical data structure; and transmit the data and the data supply chain object to a device that requested access to the data.

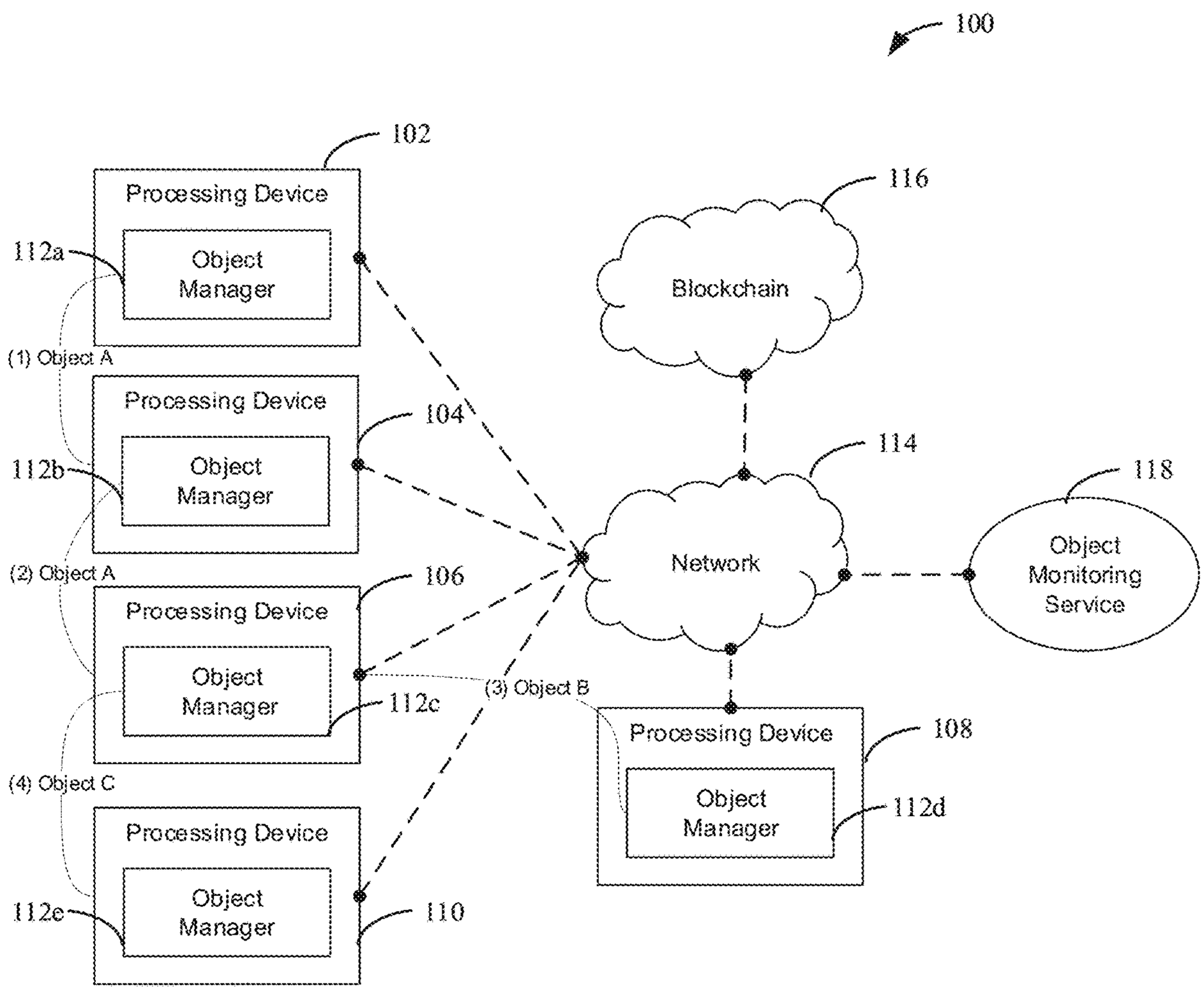

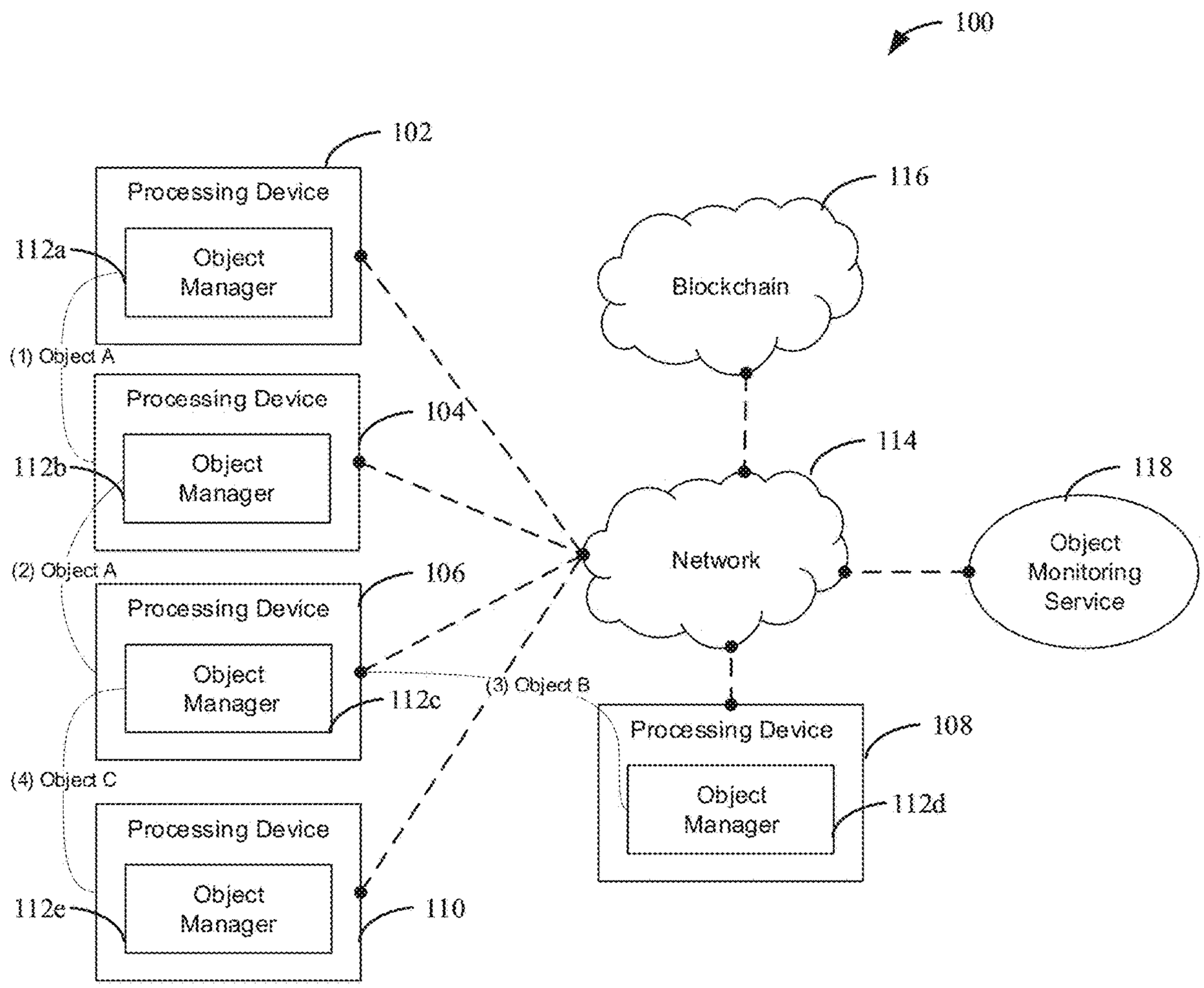
100
102
Processing Device
Object Manager
112a
(1) Object A
Processing Device
104
Object Manager
112b
(2) Object A
Processing Device
106
Object Manager
112c
(3) Object B
(4) Object C
Processing Device
Object Manager
112e
110
116
Blockchain
114
Network
118
Object Monitoring Service
Processing Device
108
Object Manager
112d

FIG. 1

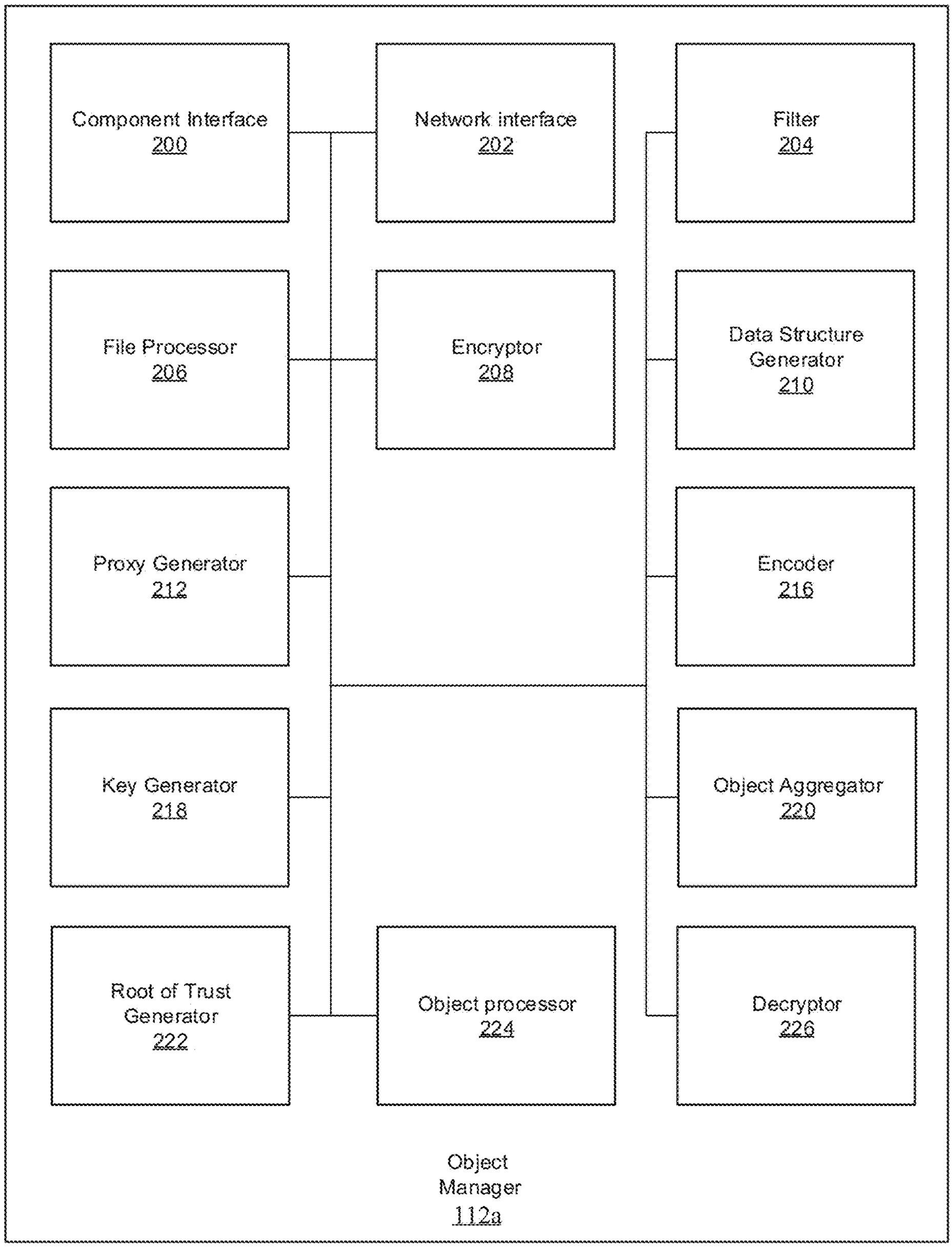
Component Interface
200
Network interface
202
Filter
204
File Processor
206
Encryptor
208
Data Structure
Generator
210
Proxy Generator
212
Encoder
216
Key Generator
218
Object Aggregator
220
Root of Trust
Generator
222
Object processor
224
Decryptor
226
Object
Manager
112a

FIG. 2

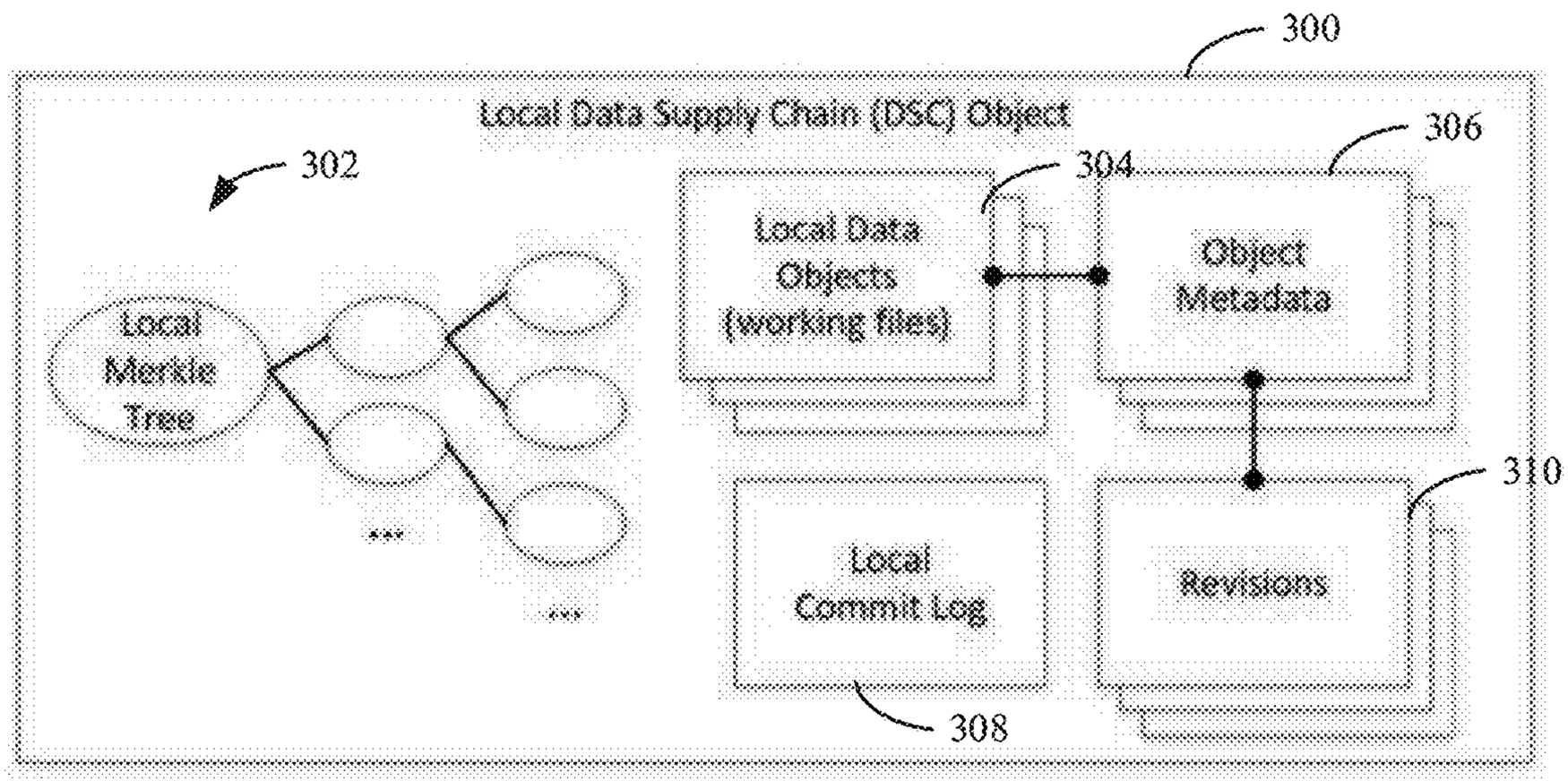
300
Local Data Supply Chain (DSC) Object
302
304
306
Local Data Objects (working files)
Object Metadata
Local Merkle Tree
310
Local Commit Log
Revisions
308

FIG. 3A

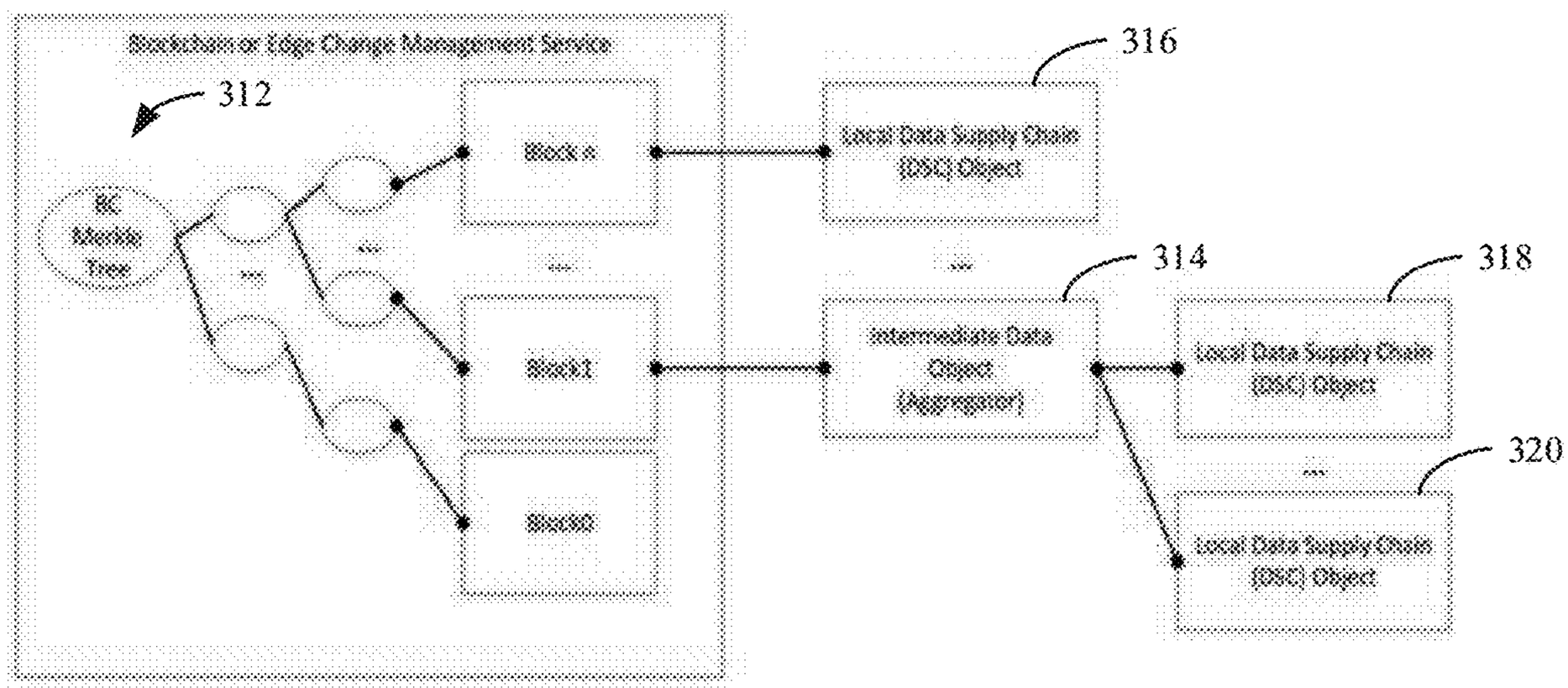
316
312
314
318
320

FIG. 3B

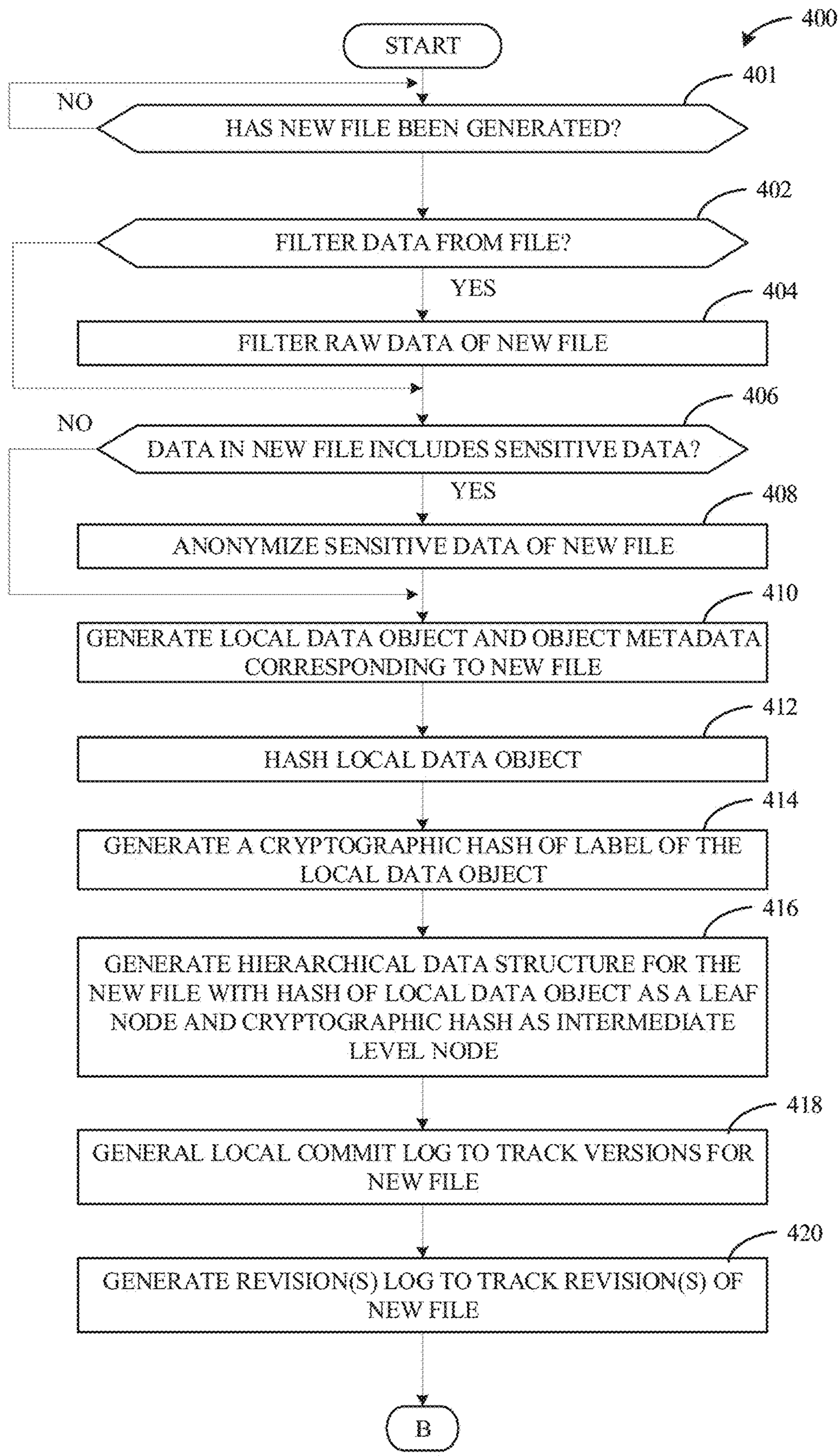
400
START
401
NO
HAS NEW FILE BEEN GENERATED?
402
FILTER DATA FROM FILE?
YES
404
FILTER RAW DATA OF NEW FILE
406
NO
DATA IN NEW FILE INCLUDES SENSITIVE DATA?
YES
408
ANONYMIZE SENSITIVE DATA OF NEW FILE
410
GENERATE LOCAL DATA OBJECT AND OBJECT METADATA CORRESPONDING TO NEW FILE
412
HASH LOCAL DATA OBJECT
414
GENERATE A CRYPTOGRAPHIC HASH OF LABEL OF THE LOCAL DATA OBJECT
416
GENERATE HIERARCHICAL DATA STRUCTURE FOR THE NEW FILE WITH HASH OF LOCAL DATA OBJECT AS A LEAF NODE AND CRYPTOGRAPHIC HASH AS INTERMEDIATE LEVEL NODE
418
GENERAL LOCAL COMMIT LOG TO TRACK VERSIONS FOR NEW FILE
420
GENERATE REVISION(S) LOG TO TRACK REVISION(S) OF NEW FILE
B

FIG. 4A

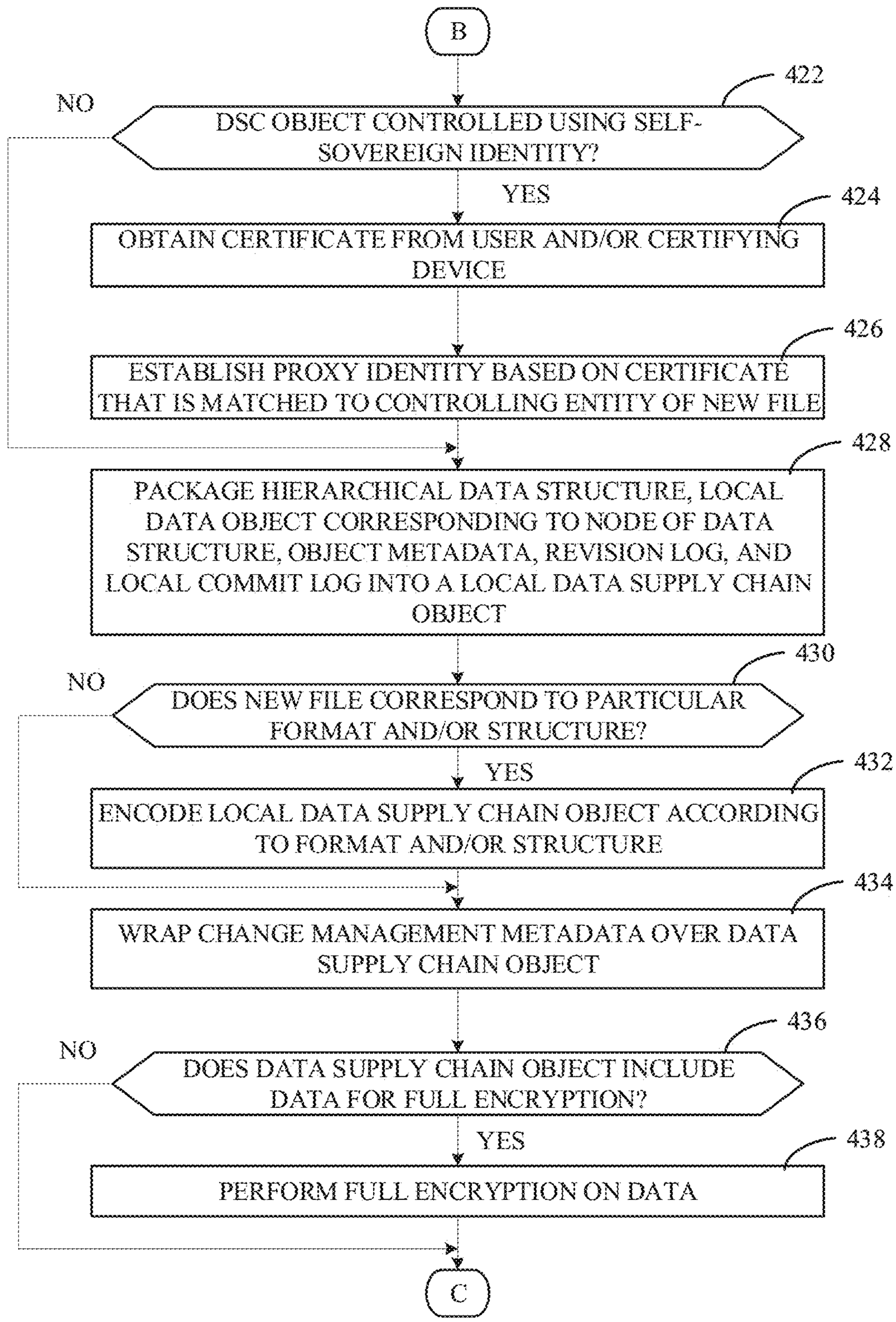
B
422
NO
DSC OBJECT CONTROLLED USING SELF-SOVEREIGN IDENTITY?
YES
424
OBTAIN CERTIFICATE FROM USER AND/OR CERTIFYING DEVICE
426
ESTABLISH PROXY IDENTITY BASED ON CERTIFICATE THAT IS MATCHED TO CONTROLLING ENTITY OF NEW FILE
428
PACKAGE HIERARCHICAL DATA STRUCTURE, LOCAL DATA OBJECT CORRESPONDING TO NODE OF DATA STRUCTURE, OBJECT METADATA, REVISION LOG, AND LOCAL COMMIT LOG INTO A LOCAL DATA SUPPLY CHAIN OBJECT
430
NO
DOES NEW FILE CORRESPOND TO PARTICULAR FORMAT AND/OR STRUCTURE?
YES
432
ENCODE LOCAL DATA SUPPLY CHAIN OBJECT ACCORDING TO FORMAT AND/OR STRUCTURE
434
WRAP CHANGE MANAGEMENT METADATA OVER DATA SUPPLY CHAIN OBJECT
436
NO
DOES DATA SUPPLY CHAIN OBJECT INCLUDE DATA FOR FULL ENCRYPTION?
YES
438
PERFORM FULL ENCRYPTION ON DATA
C

FIG. 4B

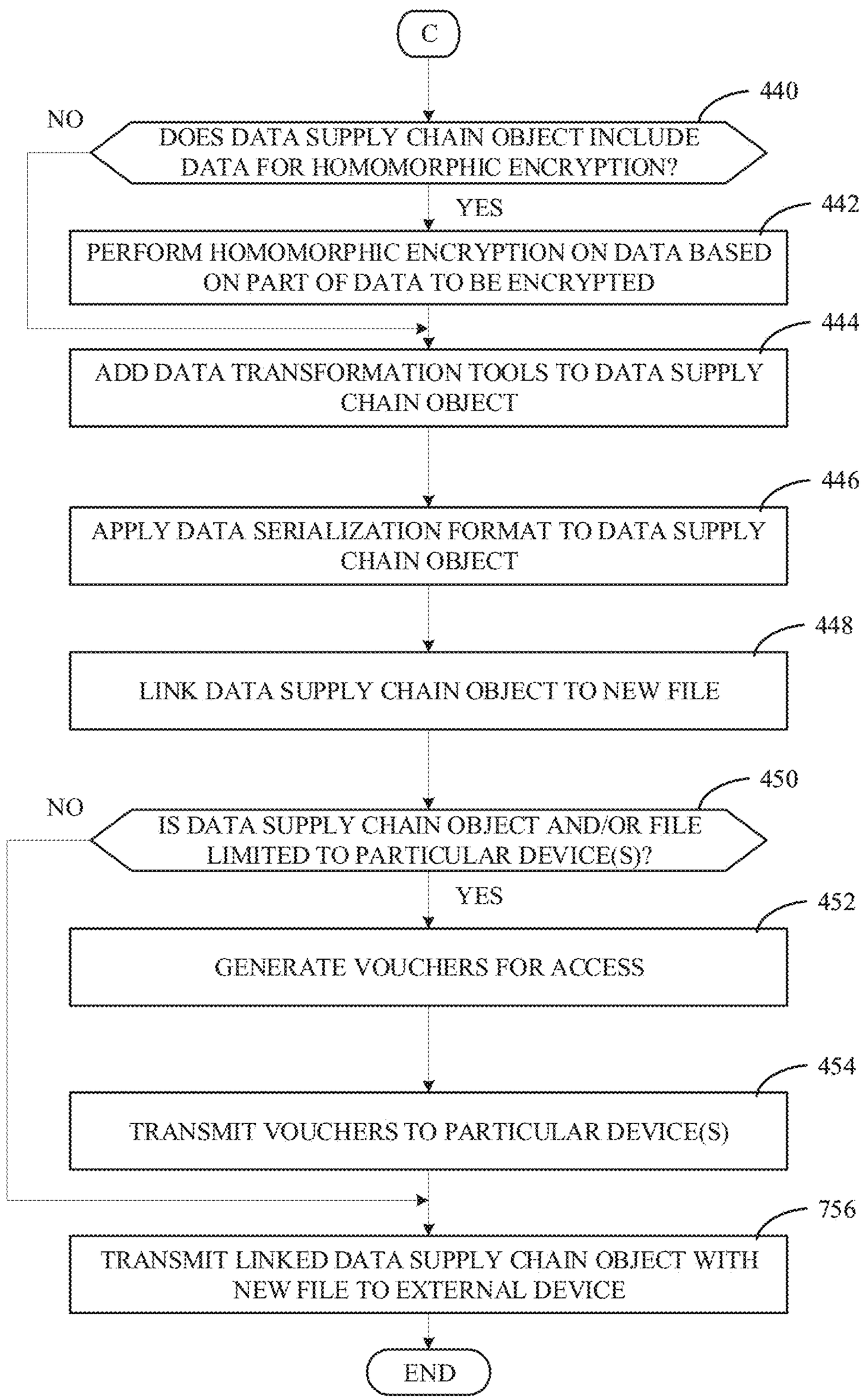
C
440
NO
DOES DATA SUPPLY CHAIN OBJECT INCLUDE DATA FOR HOMOMORPHIC ENCRYPTION?
YES
442
PERFORM HOMOMORPHIC ENCRYPTION ON DATA BASED ON PART OF DATA TO BE ENCRYPTED
444
ADD DATA TRANSFORMATION TOOLS TO DATA SUPPLY CHAIN OBJECT
446
APPLY DATA SERIALIZATION FORMAT TO DATA SUPPLY CHAIN OBJECT
448
LINK DATA SUPPLY CHAIN OBJECT TO NEW FILE
450
NO
IS DATA SUPPLY CHAIN OBJECT AND/OR FILE LIMITED TO PARTICULAR DEVICE(S)?
YES
452
GENERATE VOUCHERS FOR ACCESS
454
TRANSMIT VOUCHERS TO PARTICULAR DEVICE(S)
756
TRANSMIT LINKED DATA SUPPLY CHAIN OBJECT WITH NEW FILE TO EXTERNAL DEVICE
END

FIG. 4C

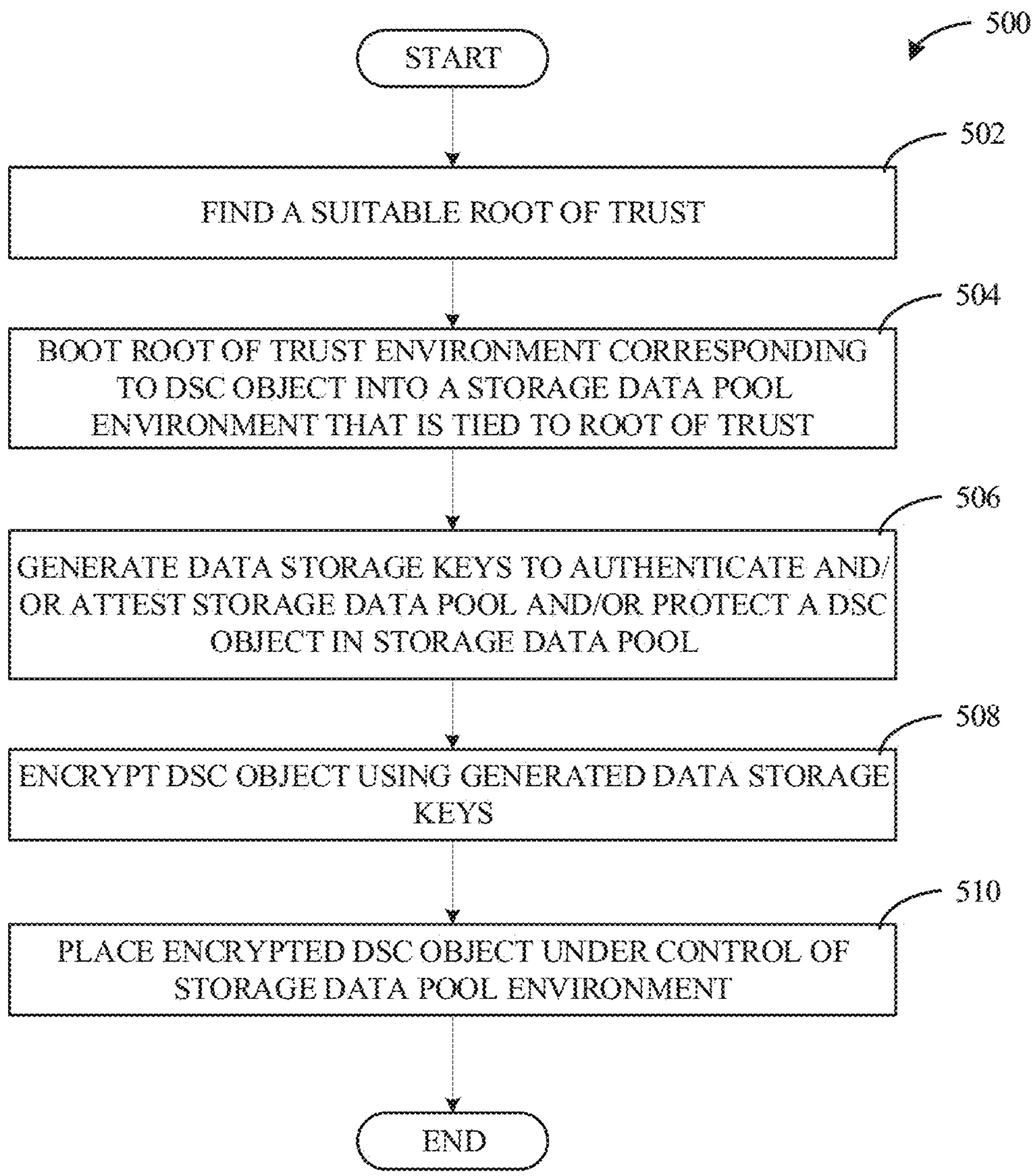
500
START
502
FIND A SUITABLE ROOT OF TRUST
504
BOOT ROOT OF TRUST ENVIRONMENT CORRESPONDING TO DSC OBJECT INTO A STORAGE DATA POOL ENVIRONMENT THAT IS TIED TO ROOT OF TRUST
506
GENERATE DATA STORAGE KEYS TO AUTHENTICATE AND/OR ATTEST STORAGE DATA POOL AND/OR PROTECT A DSC OBJECT IN STORAGE DATA POOL
508
ENCRYPT DSC OBJECT USING GENERATED DATA STORAGE KEYS
510
PLACE ENCRYPTED DSC OBJECT UNDER CONTROL OF STORAGE DATA POOL ENVIRONMENT
END

FIG. 5

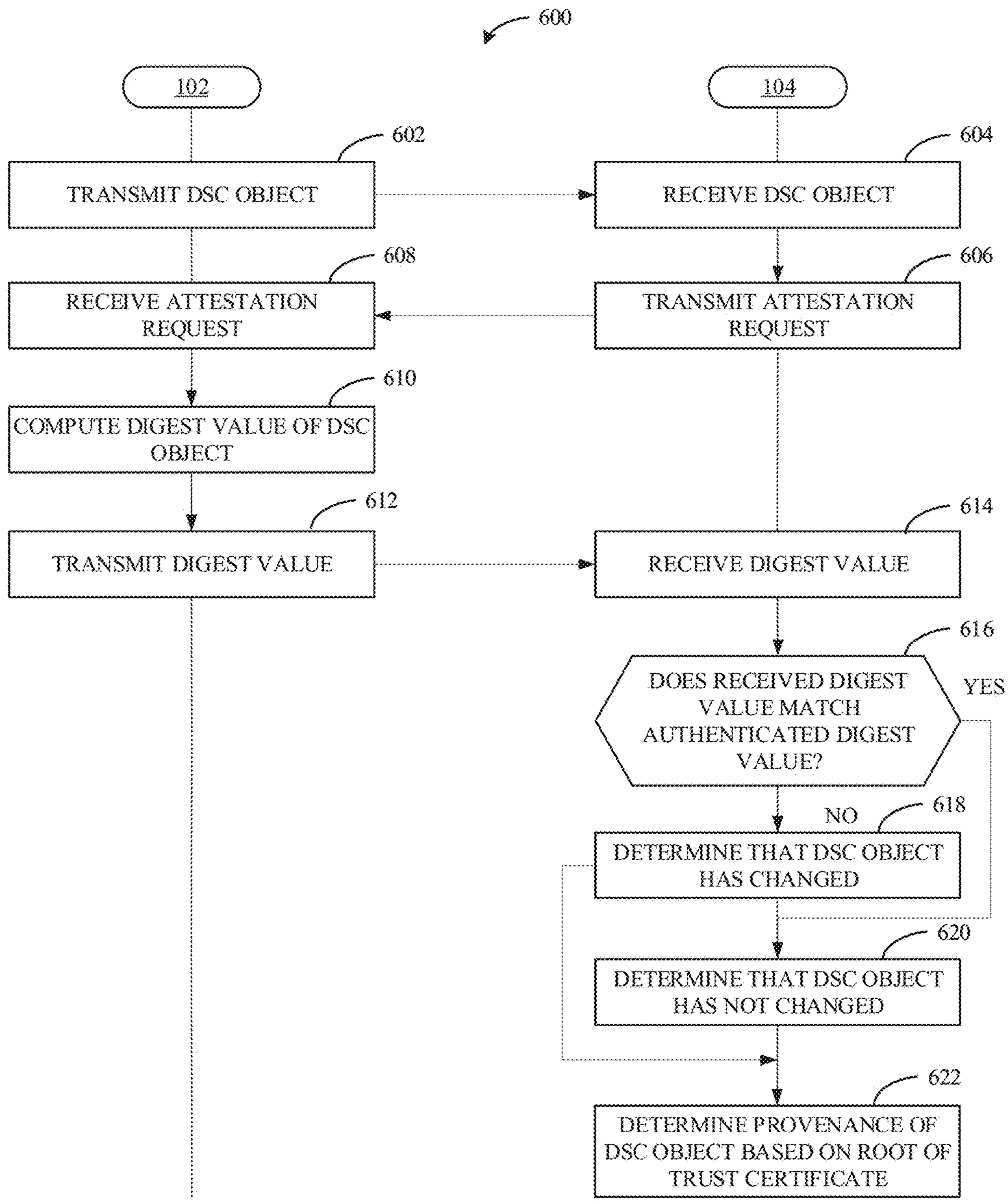
600
102
104
602
604
TRANSMIT DSC OBJECT
RECEIVE DSC OBJECT
608
606
RECEIVE ATTESTATION REQUEST
TRANSMIT ATTESTATION REQUEST
610
COMPUTE DIGEST VALUE OF DSC OBJECT
612
614
TRANSMIT DIGEST VALUE
RECEIVE DIGEST VALUE
616
DOES RECEIVED DIGEST VALUE MATCH AUTHENTICATED DIGEST VALUE?
YES
NO
618
DETERMINE THAT DSC OBJECT HAS CHANGED
620
DETERMINE THAT DSC OBJECT HAS NOT CHANGED
622
DETERMINE PROVENANCE OF DSC OBJECT BASED ON ROOT OF TRUST CERTIFICATE

FIG. 6

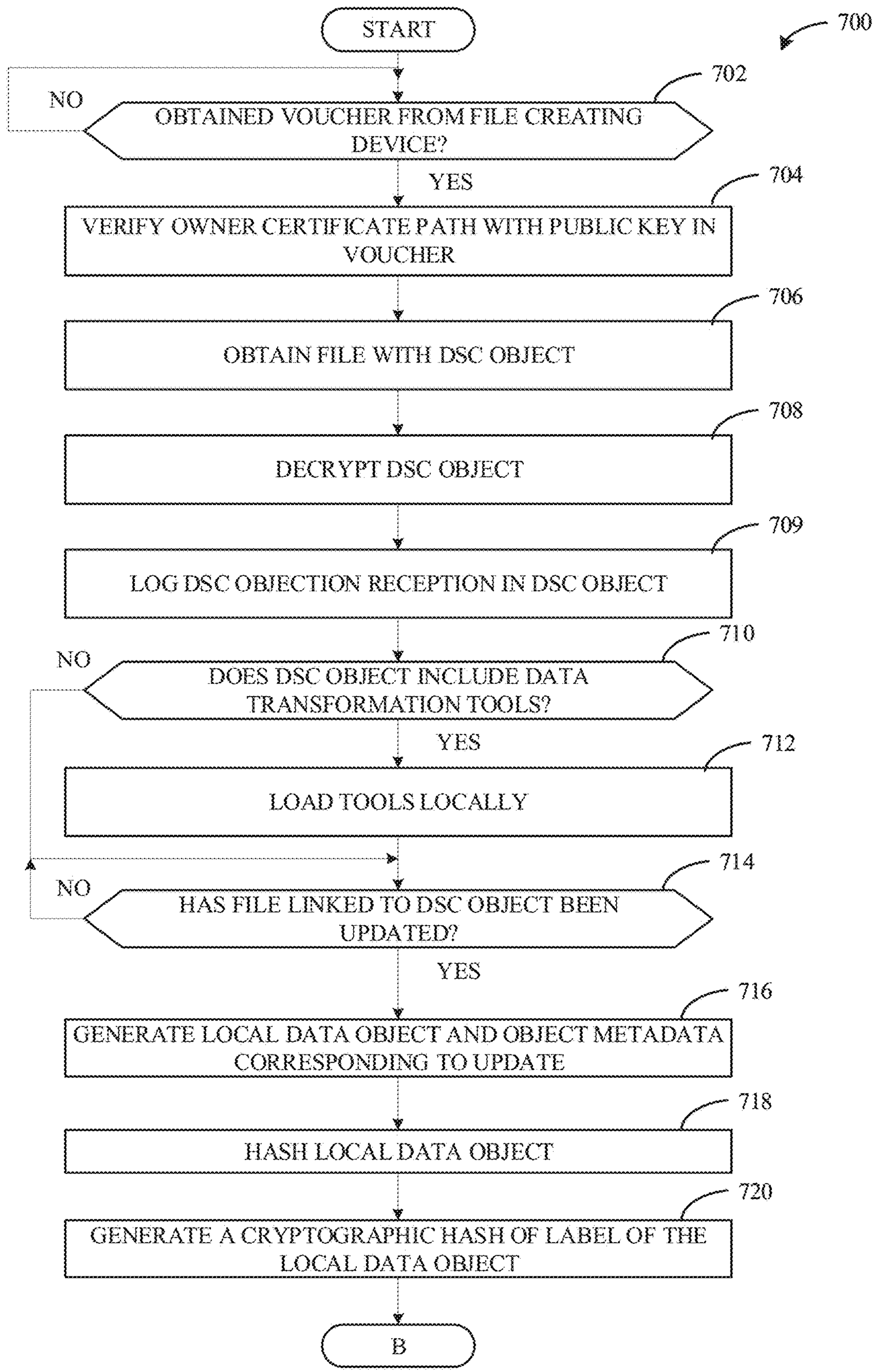
START
700
702
NO
OBTAINED VOUCHER FROM FILE CREATING DEVICE?
YES
704
VERIFY OWNER CERTIFICATE PATH WITH PUBLIC KEY IN VOUCHER
706
OBTAIN FILE WITH DSC OBJECT
708
DECRYPT DSC OBJECT
709
LOG DSC OBJECTION RECEPTION IN DSC OBJECT
710
NO
DOES DSC OBJECT INCLUDE DATA TRANSFORMATION TOOLS?
YES
712
LOAD TOOLS LOCALLY
714
NO
HAS FILE LINKED TO DSC OBJECT BEEN UPDATED?
YES
716
GENERATE LOCAL DATA OBJECT AND OBJECT METADATA CORRESPONDING TO UPDATE
718
HASH LOCAL DATA OBJECT
720
GENERATE A CRYPTOGRAPHIC HASH OF LABEL OF THE LOCAL DATA OBJECT
B

FIG. 7A

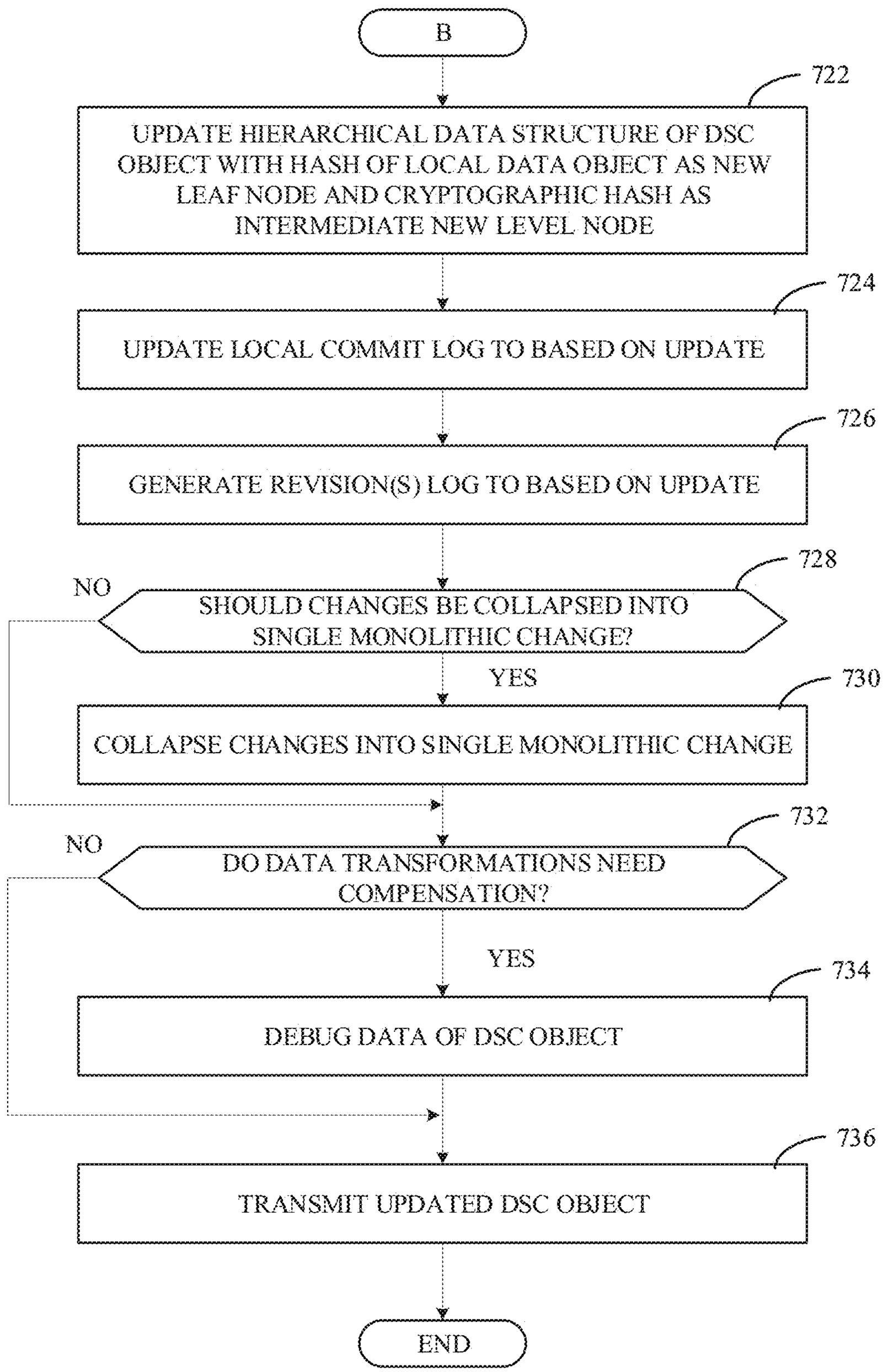
B
722
UPDATE HIERARCHICAL DATA STRUCTURE OF DSC OBJECT WITH HASH OF LOCAL DATA OBJECT AS NEW LEAF NODE AND CRYPTOGRAPHIC HASH AS INTERMEDIATE NEW LEVEL NODE
724
UPDATE LOCAL COMMIT LOG TO BASED ON UPDATE
726
GENERATE REVISION(S) LOG TO BASED ON UPDATE
728
NO
SHOULD CHANGES BE COLLAPSED INTO SINGLE MONOLITHIC CHANGE?
YES
730
COLLAPSE CHANGES INTO SINGLE MONOLITHIC CHANGE
732
NO
DO DATA TRANSFORMATIONS NEED COMPENSATION?
YES
734
DEBUG DATA OF DSC OBJECT
736
TRANSMIT UPDATED DSC OBJECT
END

FIG. 7B

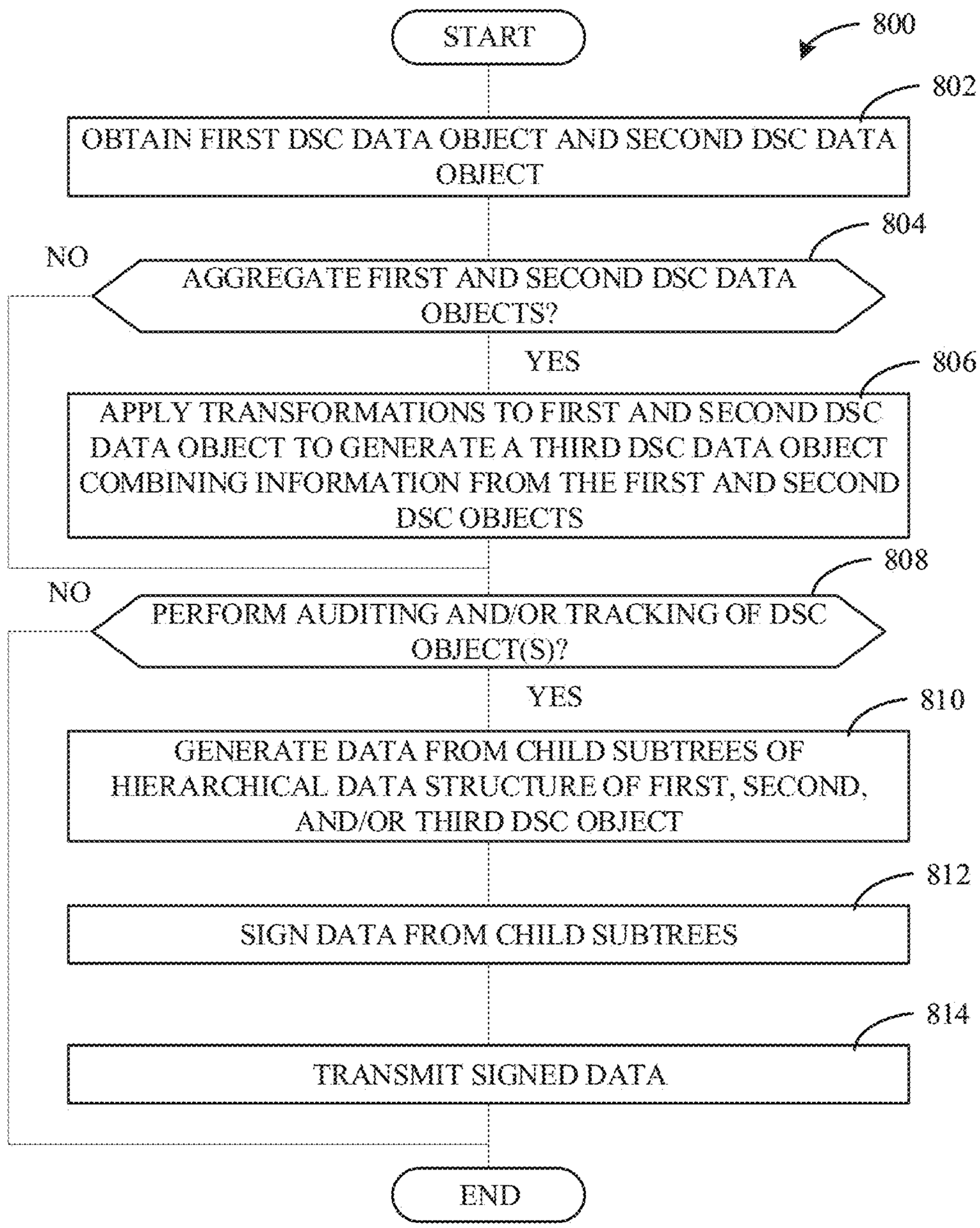
START
800
802
OBTAIN FIRST DSC DATA OBJECT AND SECOND DSC DATA OBJECT
804
NO
AGGREGATE FIRST AND SECOND DSC DATA OBJECTS?
YES
806
APPLY TRANSFORMATIONS TO FIRST AND SECOND DSC DATA OBJECT TO GENERATE A THIRD DSC DATA OBJECT COMBINING INFORMATION FROM THE FIRST AND SECOND DSC OBJECTS
808
NO
PERFORM AUDITING AND/OR TRACKING OF DSC OBJECT(S)?
YES
810
GENERATE DATA FROM CHILD SUBTREES OF HIERARCHICAL DATA STRUCTURE OF FIRST, SECOND, AND/OR THIRD DSC OBJECT
812
SIGN DATA FROM CHILD SUBTREES
814
TRANSMIT SIGNED DATA
END

FIG. 8

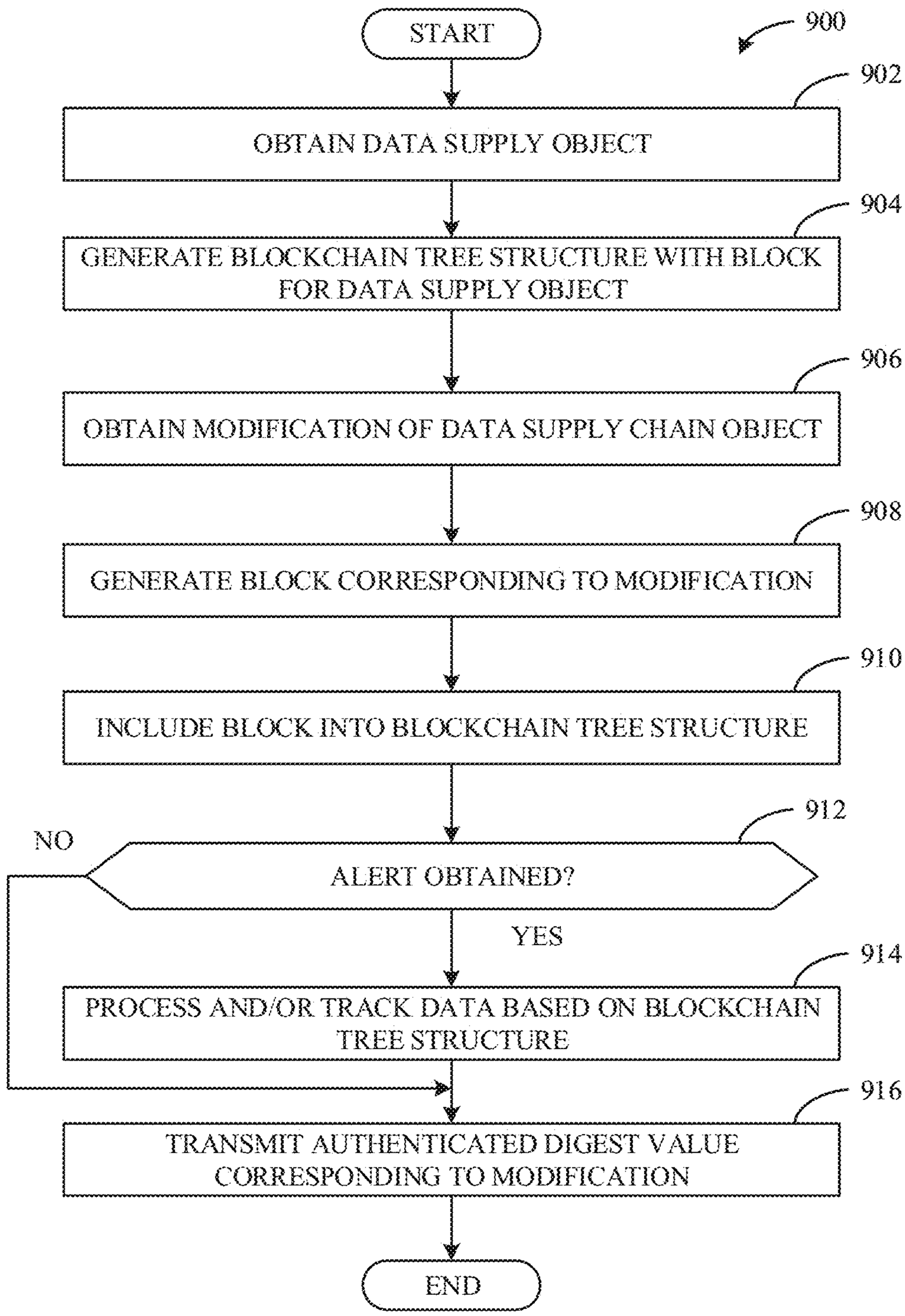
START
900
902
OBTAIN DATA SUPPLY OBJECT
904
GENERATE BLOCKCHAIN TREE STRUCTURE WITH BLOCK FOR DATA SUPPLY OBJECT
906
OBTAIN MODIFICATION OF DATA SUPPLY CHAIN OBJECT
908
GENERATE BLOCK CORRESPONDING TO MODIFICATION
910
INCLUDE BLOCK INTO BLOCKCHAIN TREE STRUCTURE
912
NO
ALERT OBTAINED?
YES
914
PROCESS AND/OR TRACK DATA BASED ON BLOCKCHAIN TREE STRUCTURE
916
TRANSMIT AUTHENTICATED DIGEST VALUE CORRESPONDING TO MODIFICATION
END

FIG. 9

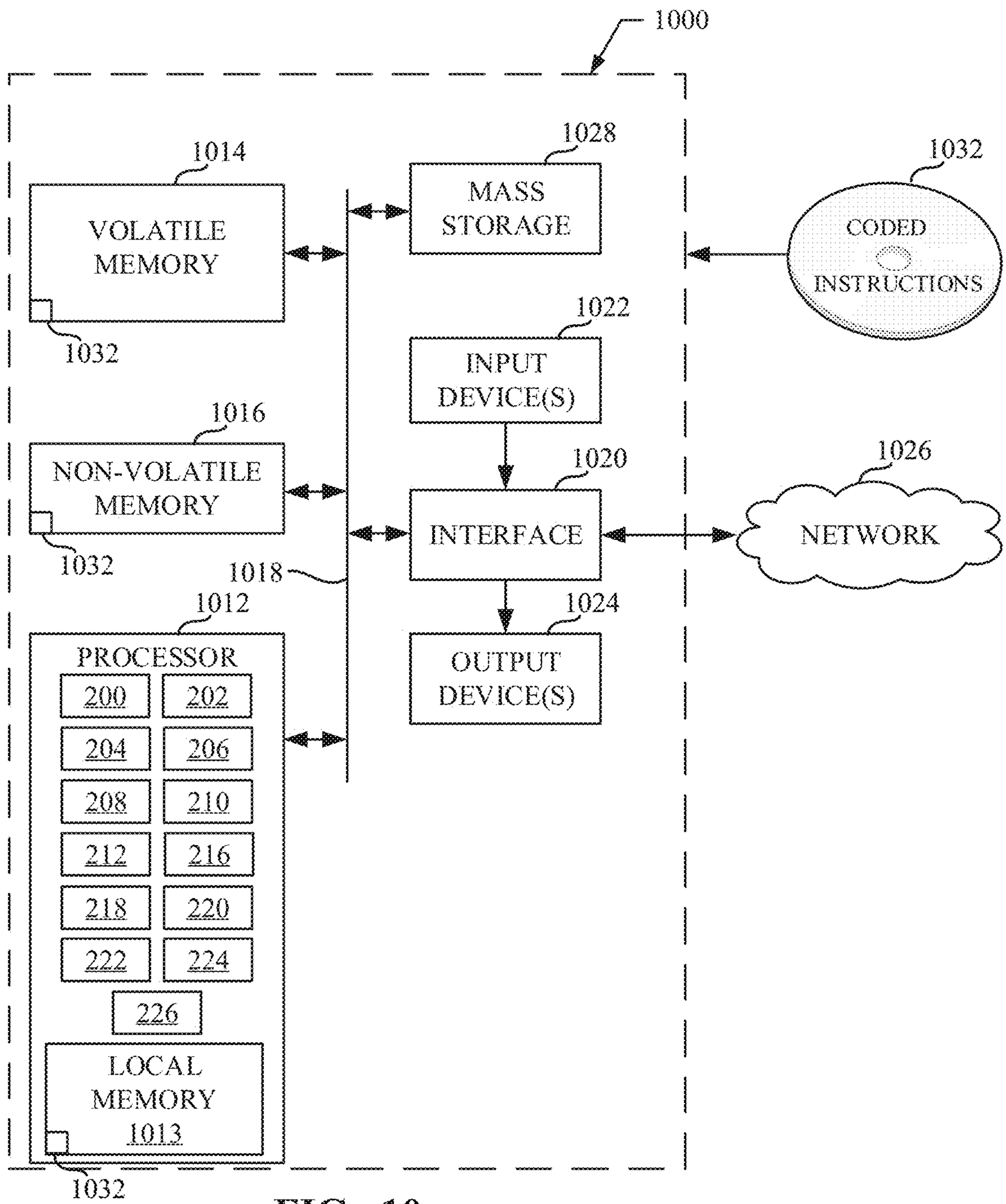
1000
1014
VOLATILE MEMORY
1032
1028
MASS STORAGE
1032
CODED INSTRUCTIONS
1022
INPUT DEVICE(S)
1016
NON-VOLATILE MEMORY
1032
1020
INTERFACE
1026
NETWORK
1018
1012
PROCESSOR
200
202
204
206
208
210
212
216
218
220
222
224
226
LOCAL MEMORY 1013
1032
1024
OUTPUT DEVICE(S)

FIG. 10

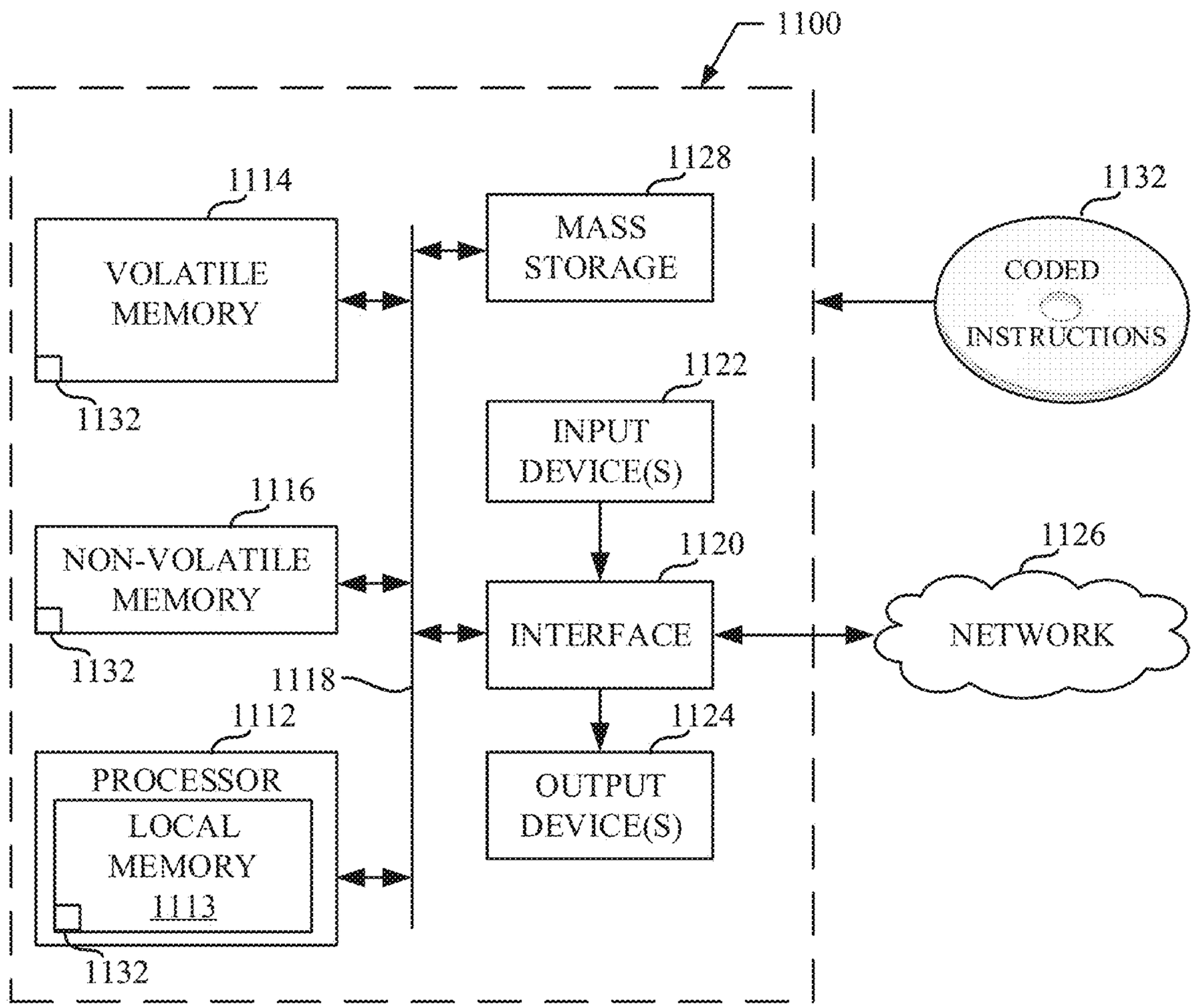
1100
1114
VOLATILE MEMORY
1132
1128
MASS STORAGE
1132
CODED INSTRUCTIONS
1122
INPUT DEVICE(S)
1116
NON-VOLATILE MEMORY
1132
1120
INTERFACE
1126
NETWORK
1118
1112
PROCESSOR
LOCAL MEMORY 1113
1132
1124
OUTPUT DEVICE(S)

FIG. 11

METHODS AND APPARATUS TO DETERMINE PROVENANCE FOR DATA SUPPLY CHAINS

FIELD OF THE DISCLOSURE

[0001] This disclosure relates generally to data processing, and, more particularly, to methods and apparatus to determine provenance for data supply chains.

BACKGROUND

[0002] A blockchain is a list of blocks or records that are linked using cryptography. Each block in a blockchain may include a hash of previous blocks, a timestamp, and transaction data. A blockchain may be managed by a peer-to-peer network that adheres to a protocol for internode communication and validation of new blocks into the chain. A blockchain provides a decentralized, distributed and often public digital ledger to record transactions across many computers.

BRIEF DESCRIPTION OF THE FIGURES

[0003] FIG. **1** illustrates an example system architecture including a group of data supply chain devices participating in a data supply chain in accordance with teachings of this disclosure.

[0004] FIG. **2** is a block diagram of an example implementation of an object manager included in the system architecture of FIG. **1**.

[0005] FIG. **3**A illustrates an example data supply chain object.

[0006] FIG. **3**B illustrates an example blockchain Merkle tree that accepts data supply chain object updates as blockchain transactions.

[0007] FIGS. **4-8** are flowcharts representative of example machine readable instructions which may be executed to implement the example object manager of FIGS. **1** and/or **2** to generate and/or modify a data supply chain object in accordance with teachings of this disclosure.

[0008] FIG. **9** is a flowchart representative of example machine readable instructions which may be executed to implement the example blockchain and/or object monitoring service of FIG. **1** to track data using a tree structure corresponding to one or more data supply chain objects in accordance with teachings of this disclosure.

[0009] FIG. **10** is a block diagram of an example processing platform structured to execute the instructions of FIGS. **4-8** to implement the example object manager of FIGS. **1** and/or **2**.

[0010] FIG. **11** is a block diagram of an example processing platform structured to execute the instructions of FIG. **9** to implement the example blockchain and/or object monitoring service of FIG. **1**.

[0011] The figures are not to scale. In general, the same reference numbers will be used throughout the drawing(s) and accompanying written description to refer to the same or like parts. Connection references (e.g., attached, coupled, connected, and joined) are to be construed broadly and may include intermediate members between a collection of elements and relative movement between elements unless otherwise indicated. As such, connection references do not necessarily infer that two elements are directly connected and in fixed relation to each other. Stating that any part is in "contact" with another part means that there is no intermediate part between the two parts.

[0012] Descriptors "first," "second," "third," etc. are used herein when identifying multiple elements or components which may be referred to separately. Unless otherwise specified or understood based on their context of use, such descriptors are not intended to impute any meaning of priority, physical order or arrangement in a list, or ordering in time but are merely used as labels for referring to multiple elements or components separately for ease of understanding the disclosed examples. In some examples, the descriptor "first" may be used to refer to an element in the detailed description, while the same element may be referred to in a claim with a different descriptor such as "second" or "third." In such instances, it should be understood that such descriptors are used merely for ease of referencing multiple elements or components.

DETAILED DESCRIPTION

[0013] Data supply chains correspond to the lifecycle of data. An example data supply chain for media data (also referred to as media) is as follows. When media is created, the initially created media may be adjusted by an author, editor, etc. various times until final media is created. For example, a musician may create an audio file and a sound engineer may adjust the audio file (e.g., by mixing, mastering, and/or otherwise adjusting one or more volumes, audio spectrums, pitches, etc.) to create a final audio file that may be released as a song. Further, once the song is released, disc jockeys may further adjust the audio song to create new songs, mix with other music, etc. At each stage, the audio is adjusted and/or manipulated.

[0014] Data lifecycles in edge computing environments address several challenges including (A) non-linear evolution of authors/artists of media, (B) distributed evolution, (C) integration with tools that bridge user interface and enhance creativity, productivity of quality, (D) efficient handing of large sets of data, projects, or archives, (E) integrity of intermediate and final works, (F) authenticity of intermediate and final works (e.g., works can be associated with its rightful artist), (G) licensing, copyright, use and other legally binding considerations that may be applied to data, digital creations, digital representations of analog creations, etc., (H) strategies for combining, merging, modifying data, creations, or works when multiple changes apply to the same data, creation or work, and/or (I) keeping historically accurate record of changes to data or inferences created from data regardless of ecosystem, participant, and/or stakeholder changes. Examples disclosed herein integrate change control management techniques into edge compute services and edge data pools, edge information-centric networks (ICN) and edge data serialization for video, multimedia, structured data, metadata, software update files, user productivity files, etc. As used herein, edge or edge computing is a distributed computing network that brings computation and/or data storage closer to the location where the computation and/or data storage is needed relative to a centralized cloud computing architecture (e.g., closer to an end device relative to the centralized cloud computing architecture).

[0015] Examples disclosed herein link data (e.g., media, audio, video, text, etc.) with a data supply chain (DSC) object. In some examples disclosed herein, the DSC object is a data structure that traces evolution, ownership, disclo-

sure, and/or use of the data that the object is linked to. An example DSC object disclosed herein enables integration of such tracing into an open ledger like Blockchain and/or any other distributed mechanism. In some disclosed examples, the DSC object facilitates declarative management of transmissions over data and metadata. Examples disclosed herein include creating a DSC object that creates and updates change management metadata corresponding to the DSC data object. Examples disclosed herein further include using a blockchain to trace and/or record data provenance (e.g., inputs, entities, systems, processes, etc., that influence the data linked to the DSC object) to enforce and/or audit data protection through a data supply chain. A blockchain is a list of record (e.g., blocks) that are linked using cryptography, where each block may include a cryptographic hash of the previous block, a timestamp, and transaction data (e.g., a Merkle tree). A Merkle tree is a tree that may include leaf nodes that are labeled with a hash of a data block and non-leaf nodes labelled with the cryptographic hashes of the labels of their child nodes.

[0016] Examples disclosed herein further include building tools into a DSC data object for managing changes and/or exploring the provenance of inferencing results taken from edge data streams. In this manner, as the media is passed from device to device, each device and/or a separate object monitoring service device can manipulate the media using the tools and/or can obtain the building tools to analyze the history of the data. Examples disclosed herein further include applying data serialization formats that support cryptographic operations to provide security to the DSC objects. Examples disclosed herein further allow for performance of data mashups (e.g., data merges) that result in new compositions that can be tracked through a data supply chain.

[0017] Using the example DSC objects disclosed herein allows artists and/or content creators to be able to keep track of their intellectual property rights in a distributed and decentralized data ecosystem. In some examples, the use of the DSC objects disclosed herein allows media owners to independently audit inferences generated by AI-driven entities. Some examples disclosed herein do not require a centralized control authority in which members must participate, thereby resulting in a flexible governance model that can be customized to local or municipal needs.

[0018] FIG. **1** illustrates an example system architecture **100** including a group of DSC devices participating in a data supply chain. The example system architecture **100** includes example processing devices **102**, **104**, **106**, **108**, **110**, an example object managers **112***a-e*, an example network **114**, example blockchain services **116**, and an example object monitoring service **118**. Although the example system architecture **100** includes five processing devices, the system architecture **100** could include any number of processing devices.

[0019] The example processing devices **102**, **104**, **105**, **108**, **110** of FIG. **1** are computing devices that generate, receive, and/or modify data (e.g., a media file). The example processing devices **102**, **104**, **106**, **108**, **110** may be end user devices, smart devices, edge devices, servers, and/or any other type of computing device. In the example of FIG. **1**, the example processing devices **102** and **108** act as DSC object creation devices, the example devices **104** and **110** act as DSC object consumption devices and the example processing device **106** acts as a DSC object aggregating device, as further described below. However, any of the example processing devices **102**, **104**, **106**, **108**, **110** can operate as creation devices, consumption devices, and/or aggregator devices. For example, the example processing device **102** may act as a creation device at a first time and act as a consumption and/or aggregator device at a second time. A creation device is a device that creates data linked to DSC object, a consumption device is a device that receives, modifies, and/or views or otherwise interacts with and/or consumes data linked to a DSC object, and an aggregator device is a device that aggregates two or more DSC objects into a single DSC object that includes data from the two or more DSC objects. The example processing devices **102**, **104**, **106**, **108**, **110** may transmit the data and/or corresponding DSC object to other devices in the system **100** via the example network **114**. The example processing devices **102**, **104**, **106**, **108**, **110** include the example object managers **112***a-e*.

[0020] The example object managers **112***a-c* of FIG. **1** are hardware and/or software (e.g., an application, a driver, etc.) implemented by the example processing devices **102-110**, respectfully. The example object managers **112***a-c* generate a DSC object for generated data and/or modifies the DSC object when the data is accessed, modified, viewed, deleted, etc. For example, when the processing device **102** generates new data (e.g., an edge device creating new data and/or a user creating media at the processing device **102**), the object managers **112***a-e* generate a DSC object to be linked to the new data. In this manner, when a requesting device (e.g., another processing device **104-110**) requests the data, the object manager **112***a* of the transmitting device transmits (e.g., via a wired or wireless connection) the data with the corresponding DSC object. When the requesting device accesses, edits, etc. the received data, the requesting device updates the corresponding DSC object to reflect the access, edits, etc. In the illustrated example, the DSC object created by one or more of the managers **112***a-e* includes a local Merkle Tree, local data objects (e.g., working files corresponding to the data), object metadata, a revisions log, and a local commit log, as further described below in conjunction with FIG. **3**A. The DSC object acts as a record of the use and/or modification of the data throughout its life cycle. In the illustrated example, when the processing device **104** obtains data linked to a DSC object (e.g., to view the data and/or to modify the data), the object managers **112***a-e* modify the linked DSC object corresponding to the actions taken (e.g., viewing, modifying, etc.) on the data. For example, the object generator managers **112***a-e* may modify the DSC object to track views of the corresponding data for digital rights management purposes (e.g., tracking and/or paying for data consumed and recorded). In some examples, the object managers **112***a-e* may aggregate one or more DSC objects into a new DSC object that combines information of the one or more DSC objects. For example, the processing device **106** may receive a first DSC object (corresponding to Object A in FIG. **1**) associated with first data from the example processing device **104** (e.g., via network **114**) and receive a second DSC object (corresponding to Object B in FIG. **1**) associated with second data from the example processing device **108** (e.g., via network **114**). In such an example, the object manager **112***c* of the example processing device **106** may aggregate (e.g., combine) information from Object A and/or some or all of the first data and/or Object B and/or some or all of the second data to generate a third DSC

object (corresponding to Object C in FIG. **1**). In this manner, Object A is linked to the first data, Object B is linked to the second data, and Object C is linked (e.g., corresponding to a generational dependency) to third data corresponding to a combination/aggregation of the first and second data. For example, the delta between Object A and Object C links the two object. In some examples, Object A may disappear once Object B is instantiated. However, a log, history, metadata, etc. remains that vouches for the existence of Object A. In some examples, a first version of a data in a DSC (Object C**1**) can be shared and/or cloned with multiple other DSC objects that makes changes to C**1** (e.g. C**1**', C**1**", C**1**"' etc. . . .). In such examples, the changes are merged back to C**1** to produce C**2** that corresponds to a sum or aggregate of the changes. In some examples, one or more of the object managers **112***a-e* create a trusted layer component (e.g., root of trust) to instantiate a modular portable data pool. In this manner, a DSC object can be secured. For example, the DSC object can be put under portable data pool control, the DSC object can be encrypted and/or attested to a peer node using an attestation protocol. The example object manager **112***a* is further described below in conjunction with FIG. **2**.

[0021] The example network **114** of FIG. **1** is a system of interconnected systems exchanging data. The example network **114** may be implemented using any type of public or private network such as, but not limited to, the Internet, a telephone network, a local area network (LAN), a cable network, a cloud-based network, a wired network, and/or a wireless network. To enable communication via the network **114**, the example processing devices **102**, **104**, **106**, **108**, **110** may include a communication interface that enables a connection to an Ethernet, a digital subscriber line (DSL), a telephone line, a coaxial cable, a wired connection, a wireless connection, etc., or any combination thereof.

[0022] The example blockchain **116** of FIG. **1** is a decentralized object change management network that enforces data provenance for data linked to DSC objects as the data is consumed and/or modified. The example blockchain **116** of FIG. **1** uses smart contracts (e.g., a protocol to digitally facilitate, verify, and/or enforce a contract corresponding to data linked to DSC objects). However, other protocols may be used to enforce contracts and/or otherwise manage the lifespan of data linked with DSC objects. The example blockchain **116** records revisions to data linked to a DSC objects in a local log as the starting point of a next evolution of the data and/or corresponding DSC object that may subsequently be applied. For example, if the processing device **102** generates data linked to a new DSC object and the processing device **102** establishes a connection to the example network **114**, the example block chain miners of the blockchain **116** can recognize the presence of the DSC Object and, using a distributed consensus algorithm, agree regarding the DSC Objects name, local data objects, object metadata, revisions and a commit file. The DSC object may be associated with cryptographic key(s) that protect integrity, confidentiality and the DSC object identifying in the system **100**. In some examples, if the data linked to an DSC object corresponds to digital rights management, the example blockchain **116** records viewing and/or modification of the data and/or payment for data consumption. In some examples, the blockchain **116** issues certificates to the example processing devices **102**, **104**, **106**, **108**, **110** to generate proxy identities.

[0023] The example object monitoring service **118** of FIG. **1** is a centralized object change management device (e.g., one or more servers, processors, etc.) that tracks, monitors, and/or enforces data provenance and integrity for data and/or the underlying infrastructure linked to DSC objects as the data is consumed and/or modified in a similar manner as the blockchain **116**. The example object monitoring service **118** records revisions to data linked to a DSC objects in a local log as the starting point of a next evolution of the data and/or corresponding DSC object that may subsequently be applied. For example, if the processing device **102** generates data linked to a new DSC object and the processing device **102** establishes a connection to the example network **114**, the object monitoring service **118** can recognize the presence of the DSC Object and, using a distributed consensus algorithm, agree regarding the DSC Objects name, local data objects, object metadata, revisions and a commit file. The DSC object may be associated with cryptographic key(s) that protect integrity, confidentiality and the DSC object identifying in the system **100**. In some examples, if the data linked to an DSC object corresponds to digital rights management, the object monitoring service **118** can record viewing and/or modification of the data and/or payment for data consumption. In some examples, the object monitoring service **118** issues certificates to the example processing devices **102**, **104**, **106**, **108**, **110** to generate proxy identities. Additionally, the example object monitoring service **118** can monitor updates to the blockchain **116**. For example, the object monitoring server **188** may identify "fair use," "licensed" and "unlicensed" use of media resulting in some appropriate compensating transactions (e.g., reporting fair use, collecting royalties for licensed use or notifying law enforcement for unlicensed use). Additionally or alternatively, the object monitoring server **118** may employ an ERM workflow to control sensitive content access using an access control service (e.g., Open Authorization (OAuth2), Security Assertion Markup Language (SAML), eXtensible Access Control Markup Language (XACML), Radius, etc.). Although the example system architecture **100** includes an example blockchain **116** and an example object monitoring service **118** to track data and corresponding DSC object, the example system architecture **100** may only include one of the blockchain **116** or the object monitoring service **118** to track data and corresponding DSC objects.

[0024] FIG. **2** is block diagram of an example implementation of the object manager **112***a* of FIG. **1**. The example object manager **112***a* of FIG. **2** may be used to implement one or more of the object managers **112***a-e* of FIG. **1**. The example object manager **112***a* of FIG. **2** includes an example component interface **200**, an example network interface **202**, an example filter **204**, an example file processor **206**, an example encryptor **208**, an example data structure generator **210**, an example proxy generator **212**, an example encoder **216**, an example key generator **218**, an example object aggregator **220**, an example root of trust generator **222**, an example object processor **224**, and an example decryptor **226**.

[0025] The example component interface **200** of FIG. **2** interfaces with components of the example processing device **102**, **104**, **106**, **108**, **110** to obtain data stored in, received by, and/or used by the example processing device **102**, **104**, **106**, **108**, **110**. For example, the component interface **200** may access and/or modify files (e.g., media

and/or data that has been generated, received, viewed, etc.), data corresponding to the files, metadata, certificates, roots of trust, etc.

[0026] The example network interface **202** of FIG. **2** access the example network **114** to transmit (e.g., via a wired or wireless connection) DSC data objects to any one of the example processing devices **102**, **104**, **106**, **108**, **110**, the example blockchain **116**, and/or the example object monitoring service **118**. Additionally, the example network interface **202** may receive/transmit (e.g., via a wired or wireless connection) digest values, attestation requests, signed data, vouchers, and/or certificates from any one of the example processing devices **102**, **104**, **106**, **108**, **110**, the example blockchain **116**, and/or the example object monitoring service **118**.

[0027] The example filter **204** of FIG. **2** filters obtained data (e.g., media, data files, etc.). For example, if the object manager **112***a* is implemented in an IOT device, the obtained data may be a high volume of machine generated data and/or data corresponding to machine operation (e.g., performance, reliability, power, noise telemetry, etc.). Accordingly, the example filter **204** may filter the high volume of obtained data into a fraction of the data that will be retained for long term use. In such an example, the remaining fraction may be stored for a short duration for any problem exploration or qualification before being discarded. The example filter **204** may filter the obtained data based on user and/or manufacturer preference regarding how to filter and/or how much to filter.

[0028] The example file processor **206** of FIG. **2** processes received data files to identify information corresponding to the file for purposes of DSC object creation. For example, the file processor **206** may determine whether the data file include sensitive data (e.g., if the data was flagged as sensitive), whether the DSC object is controlled using self-sovereign identity (SSI), whether a file corresponds to a particular format or structure, the type of encryption to use, whether the data should be limited to particular device(s) based on user and/or manufacturer preferences, etc. SSI is an identity management system where the user manages the elements that make up the identity and controls access to the credentials digitally. An object may be controlled using self-sovereign identity based on user and/or manufacturer preferences.

[0029] The example encryptor **208** of FIG. **2** encrypts a DSC object. In some examples, the encryptor **208** performs a homomorphic encryption. Homographic encryption is a form or encryption that allows computation on encrypted ciphertext data to generate an encrypted result which, when decrypted, matches the result of the operations as if they had been performed on the unencrypted plaintext data. For example, additive homomorphic encryption may be used in conjunction with privacy protecting counters used for tracking purposes (e.g., to track accesses to data while protecting the values of the data). The example encryptor **208** may also utilize homomorphic encryption when aggregating DSC objects without direct disclosure of content to the entity performing the aggregation. Additionally or alternatively, the example encryptor **208** may encrypt a DSC object using data protection keys. For example, the encryptor **208** may encrypt a DSC object with an archival class key stored on hard disc drive (HDD), solid state drive (SSD), tape, etc. of the processing device. Additionally or alternatively, the example encryptor **208** may encrypt a DSC object with an in-memory encryption key (e.g., multi-key total memory encryption (MKTME), INTEL™ software guard extension (SGX), INTEL™ trusted domain extensions (TDX), or with a user's own key using INTEL™ quick assist technology (QAT), INTEL™ key protection technology (KPT), and/or another form of cryptographic accelerator or key manager. Additionally or alternatively, integrity protection may be performed with a message authentication coding (MACing) key for in memory storage or isolation in a secure execution environment (e.g., root of trust, a virtual machine hypervisor, enclave, co-processor, FPGA design, graphic processor, microcontroller, peripheral device, etc.). In some examples, the encryptor **208** may hash local data objects and/or generate a cryptographic hash of labels of the local data object. A local data object is a unit of data (e.g. a data block, a blob, a file, a segment, a transaction record, etc.) corresponding to a new file.

[0030] The example data structure generator **210** of FIG. **2** generates the DSC data object. For example, when a new file is generated, the example data structure generator **210** generates a local data object and object metadata corresponding to the new file. The local data object corresponds to the working files corresponding to the file. The local data object may include file version numbers, grants of access to the file, records of access to the file, and revision made to either. Additionally, the example data structure generator **210** generates a hierarchical data structure (e.g., local Merkle tree) for a new file corresponding to a hash of the local data object as a leaf node and a cryptographic hash of the level of the local data object as the intermediate level nodes of the hierarchical data structure. In some examples, the data structure generator **210** may generate a local commit log to track versions for the new file. When the file is updated, the example data structure generator **210** can update the local commit log to identify the different versions of the new file that have been generated. In some examples, the data structure generator **210** generates a revision(s) log to track the revision(s) of the new file. When the file is updated, the example data structure generator **210** can update the revisions log to identify the revisions that were performed on the new file. In some examples, the data structure generator **210** packages the hierarchical data structure, local data objects, object metadata, revision log, and/or local commit log into a local DSC object that can be linked to the new file. In some examples, the data structure generator **210** may include tools in the DSC object for accessing and/or manipulating the data file linked to the DSC object or the DSC object itself.

[0031] The example proxy generator **212** of FIG. **2** establish a proxy identity using a certificate for a self-sovereign identity, thereby allowing individuals and/or entities to have ownership of their identifies and control over how their data is shared and/or used. In this manner, the identify holder can reveal only the necessary data for any given transaction or interaction. A blockchain participant may provide the certificates that the example proxy generator **212** uses to establish the proxy identity. The proxy identity, secured with the certificate, may protect elements identified and not obscured for access rights that correspond to the protected elements (e.g., a digital identifier that reveals and authorizes access to one's own medical records, or medical records associated with proxy identities registered as patients under

one's care). DSC objects having self-sovereign identity to identify the self-contained DSC objects means that the object is also self-sovereign.

[0032] The example encoder **216** of FIG. **2** encodes the DSC object. Data files correspond to different data encoding formats. For example, audio files are encoded as MP3, M4A, etc. Accordingly, if the data file corresponds to a particular encoding format, the example encoder **216** encodes the DSC object to match the encoding of the data file. The example encryptor **208** may further serialize content specific encodings (e.g., using cryptographic serialization) for secure conveyance between processing devices (e.g., using COSE, JOSE, CMW, CIVIL signing, etc.). In some examples, the encoder **216** may encode some data for secure distribution. For example, the example encoder **216** may use data manipulation language (e.g., CDDL, JSON, XML, CBOR, ASN.1) to allow interoperability because the serialization technique is known by both encoders and decoders.

[0033] The example key generator **218** of FIG. **2** generates vouchers and/or data storage keys. For example, the key generator **218** may generate a voucher for limiting access to a file to particular devices. The key generator **218** generates a voucher to include the public key and/or trust anchor of another device in the system architecture **100** of FIG. **1**. The voucher establishes which peer nodes are authorized to import the DSC object into their storage systems. The key generator **218** may generate the vouchers to also include a key wrapping key (e.g., RSA public keys for trusted entities). Vouchers may security link to a PDP and/or other related data object. For example, a DSC object may identify edge hosting resources where data are physically located, replicated, cached, etc. Any movement, reference counting increment/decrement and/or access grant may be gated by the root of trust that interprets the voucher. In some examples, the key generator **218** may generate data storage keys use to authenticate and/or attest a data pool.

[0034] The example object aggregator **220** of FIG. **2** aggregates data from two or more DSC objects into a new DSC object corresponding to the two DSC objects. The object aggregator **220** may also generate and sign (e.g., for tracking and/or auditing) any data that is derived from child subtrees under a DSC object. Such data may include information that can be used to recreate a set of transformations, apply the set of transformations, and/or verify the net result of the transformations to produce a verifiable result over the data. For example, a component of the system **100** may record the operational lineage of a file with where the transformations of the file were performed, a timestamp, and signatures over the intermediate data. In such an example, even though the intermediate data may be transient and lost, the intermediate data may be recovered by performing the document transformations and verified against the signatures. This allows the example object aggregator **220** to debug, inspect, and/or generate greater confidence in the robustness of the data supply chain. When a DSC object is updated, the example object aggregator **220** adds a node to the leaf of a Merkle Tree that corresponds to changes in the file. Accordingly, the Merkle Tree updates with each access, edit, etc. to the data corresponding to the DSC object.

[0035] When aggregating data from two DSC object, the example object aggregator **220** of FIG. **2** may add corresponding nodes to the Merkle Tree such that the new Merkel tree includes nodes that correspond to the nodes of the two DSC objects that have been aggregated. For example, if media C**1** and C**2** are inputs to a DSC object where a matrix multiply is applied to each byte of the media, the object aggregator **220** would produce a log/history identifying C**1** and C**2** (e.g., by obtaining a SSI, by comping a digest over label identifying C**1**, or by computing a digest over the C**1** media directly). Metadata about the C**1** and C**2** may include geolocation, who has copyright ownership, etc. A third media C**3** may be generated that applies the matrix multiply transformation over C**1** and C**2**. The metadata for C**2** may describe the transformation function that was used, the location where the function was used, etc. When a transformation is applied the aggregator **220** and/or the example data structure generator **210** generates a revision. The resulting media revision object for C**3** is hashed (e.g., using the encryptor **208**) to produce a value that is included in the Merkle Tree. In some examples, it may be appropriate to allow multiple revisions of C**2** before a final result is generated and added to the local Merkle Tree to allow for creative or random changes to occur without generating excessive entries in the Merkle Tree. The Merkle tree records workflow steps applied locally (e.g., received media C**1**, received media C**2**, applied transformation function F**1**, applied transformation function F**2**, generated media C**3**, etc.). The encryptor **208** hashes the root of the Merkle tree to generate a value representative of the current state of the DSC at the current time. Sub-tree nodes represent the state at an earlier point in time. By adding a local Merkle tree root to the blockchain, it is possible to serialize the state changes across multiple DSC objects. Subtrees of local object may occur in parallel. Thus, a serialization of subtree revisions may not be readily achievable. However, revision data can include a secure timestamp if that level of serialization is needed.

[0036] The example root of trust generator **222** performs hardware attestation on the processing device to develop a secure execution environment for generating and/or modifying a DSC object. For example, the root of trust generator **222** may implement an INTEL™ SGX protocol to implement the attestation. The example root of trust generator **222** obtains (e.g., via the network interface **202**) a root of trust from a transmitting processing device that transmits (e.g., via a wired or wireless connection) a DSC object (e.g., the processing device **104-110** that transmitted an obtained DSC object) prior to processing the data from the transmitting processing device. The attestation structure reveals the root of trust architecture (e.g., which could be based on the INTEL™ SGX protocol where the SGX enclave implements the local DSC (LDSC) function as well as the crypto serialization, signing and encryption). The example root of trust generator **222** performs the hardware attestation by finding a suitable root of trust based on the received attestation, booting operation into a storage data pool environment that is tied to the root of trust, and using the data storage keys to import (e.g., encrypt) the DSC object and place it under portable data pools control.

[0037] The example object processor **224** of FIG. **2** processes DSC data objects received from the network **114**. For example, the object processor **224** may verify an owner certificate path with a public key in a voucher, log the reception and/or modification of the received DSC object, and load tools included in the DSC object. In some examples, the object processor **224** determines if the changes of a DSC object should be collapsed into a single

monolithic change and/or if data transformations need to be compensated to debug the data of the DSC object.

[0038] The example decryptor **226** of FIG. **2** decrypts a received DSC object based on the protocol used to encrypt the DSC object. For example, if the DSC object is encrypted using homomorphic encryption, the decryptor **226** decrypts using homomorphic decryption. In another example, if the DSC object is serialized, the example decryptor **226** can decrypt the DSC object based on the serialization protocol.

[0039] In the illustrated example of FIG. **2**, the component interface **200** includes means for interacting and/or accessing data from other components of a processing device. In this example, the accessing means is implemented by any processor structured to perform the corresponding operation by executing software or firmware, or hardware circuit (e.g., discrete and/or integrated analog and/or digital circuitry, an FPGA, a PLD, a FPLD, an ASIC, a comparator, an operational-amplifier (op-amp), a logic circuit, etc.) structured to perform the corresponding operation without executing software or firmware, but other structures are likewise appropriate. In some examples, the component interface **200** implements the accessing means.

[0040] In the illustrated example of FIG. **2**, the filter **204** includes means for filtering raw data. In this example, the filtering means is implemented by any processor structured to perform the corresponding operation by executing software or firmware, or hardware circuit (e.g., discrete and/or integrated analog and/or digital circuitry, an FPGA, a PLD, a FPLD, an ASIC, a comparator, an operational-amplifier (op-amp), a logic circuit, etc.) structured to perform the corresponding operation without executing software or firmware, but other structures are likewise appropriate. In some examples, the filter **204** implements the filtering means.

[0041] In the illustrated example of FIG. **2**, the file processor **206** includes means for determining if a new file has been generated, determining a data from the file should be filtered, determining if the data in a new file includes sensitive data, determining if a DSC object is controlled using self-sovereign identity, determining whether a new file corresponds to a particular format or structure, linking a DSC object to a new file, determining that a DSC object and/or file is limited to a particular device. In this example, the determining and/or linking means is implemented by any processor structured to perform the corresponding operation by executing software or firmware, or hardware circuit (e.g., discrete and/or integrated analog and/or digital circuitry, an FPGA, a PLD, a FPLD, an ASIC, a comparator, an operational-amplifier (op-amp), a logic circuit, etc.) structured to perform the corresponding operation without executing software or firmware, but other structures are likewise appropriate. In some examples, the file processor **206** implements the determining and/or linking means.

[0042] In the illustrated example of FIG. **2**, the encryptor **208** includes means for encrypting data, anonymizes sensitive data, hashing local data objects, generating a cryptographic hash of a label of the local data object, determining if a DSC object includes data for full or homomorphic encryption, and/or performing full or homomorphic encryption. In this example, the encrypting, anonymizing, hashing, generating, determining, and/or performing means is implemented by any processor structured to perform the corresponding operation by executing software or firmware, or hardware circuit (e.g., discrete and/or integrated analog and/or digital circuitry, an FPGA, a PLD, a FPLD, an ASIC, a comparator, an operational-amplifier (op-amp), a logic circuit, etc.) structured to perform the corresponding operation without executing software or firmware, but other structures are likewise appropriate. In some examples, the encryptor **208** implements the encrypting, anonymizing, hashing, generating, determining, and/or performing means.

[0043] In the illustrated example of FIG. **2**, the data structure generator **210** includes means for generating a local data object, generating object metadata, a hierarchical data structure, a local commit log, and/or a revision(s) log, wrapping the change management metadata, updating metadata, adding data transformation tools, logging DSC object detection, incrementing an access count, updating the hierarchical data structure, local commit log, and/or revision log, determining whether changes should be collapsed, collapsing the changes, and/or generating data from child subtrees. In this example, the generating, adding, logging, updating, and/or determining means is implemented by any processor structured to perform the corresponding operation by executing software or firmware, or hardware circuit (e.g., discrete and/or integrated analog and/or digital circuitry, an FPGA, a PLD, a FPLD, an ASIC, a comparator, an operational-amplifier (op-amp), a logic circuit, etc.) structured to perform the corresponding operation without executing software or firmware, but other structures are likewise appropriate. In some examples, the data structure generator **210** implements the generating, adding, logging, updating, and/or determining means.

[0044] In the illustrated example of FIG. **2**, the proxy generator **212** includes means for establishing a proxy identifier. In this example, the establishing means is implemented by any processor structured to perform the corresponding operation by executing software or firmware, or hardware circuit (e.g., discrete and/or integrated analog and/or digital circuitry, an FPGA, a PLD, a FPLD, an ASIC, a comparator, an operational-amplifier (op-amp), a logic circuit, etc.) structured to perform the corresponding operation without executing software or firmware, but other structures are likewise appropriate. In some examples, the proxy generator **212** implements the establishing means.

[0045] In the illustrated example of FIG. **2**, the encoder **216** includes means for encoding a DSC object and/or applying a data serialization format to a DSC object. In this example, the encoding and/or applying means is implemented by any processor structured to perform the corresponding operation by executing software or firmware, or hardware circuit (e.g., discrete and/or integrated analog and/or digital circuitry, an FPGA, a PLD, a FPLD, an ASIC, a comparator, an operational-amplifier (op-amp), a logic circuit, etc.) structured to perform the corresponding operation without executing software or firmware, but other structures are likewise appropriate. In some examples, the encoder **216** implements the encoding and/or applying means.

[0046] In the illustrated example of FIG. **2**, the key generator **218** includes means for generating vouchers, generating data storage keys, and/or computing digest values. In this example, the generating and/or computing means is implemented by any processor structured to perform the corresponding operation by executing software or firmware, or hardware circuit (e.g., discrete and/or integrated analog and/or digital circuitry, an FPGA, a PLD, a FPLD, an ASIC, a comparator, an operational-amplifier (op-amp), a logic circuit, etc.) structured to perform the corresponding opera-

tion without executing software or firmware, but other structures are likewise appropriate. In some examples, the key generator **218** implements the generating and/or computing means.

[0047] In the illustrated example of FIG. **2**, the object aggregator **220** includes means for debugging data of a DSC object, determining whether a first and second DSC object should be aggregated, and/or applying transitions to the first and second DSC object to generate a third DSC object. In this example, the debugging, determining, and/or applying means is implemented by any processor structured to perform the corresponding operation by executing software or firmware, or hardware circuit (e.g., discrete and/or integrated analog and/or digital circuitry, an FPGA, a PLD, a FPLD, an ASIC, a comparator, an operational-amplifier (op-amp), a logic circuit, etc.) structured to perform the corresponding operation without executing software or firmware, but other structures are likewise appropriate. In some examples, the object aggregator **220** implements the debugging, determining, and/or applying means.

[0048] In the illustrated example of FIG. **2**, the root of trust generator **222** includes means for finding a suitable root of trust, booting a root of trust environment, and/or placing an encrypted DSC object under control of a storage data pool environment. In this example, the finding, booting, and/or placing means is implemented by any processor structured to perform the corresponding operation by executing software or firmware, or hardware circuit (e.g., discrete and/or integrated analog and/or digital circuitry, an FPGA, a PLD, a FPLD, an ASIC, a comparator, an operational-amplifier (op-amp), a logic circuit, etc.) structured to perform the corresponding operation without executing software or firmware, but other structures are likewise appropriate. In some examples, the root of trust generator **222** implements the finding, booting, and/or placing means.

[0049] In the illustrated example of FIG. **2**, the object processor **224** includes means for verifying an owner certificate path, determining whether a DSC object includes data transformation tools, loading the tools, determining whether a file has been uploaded, determining if changes should be collapsed into a monolithic change, determining if a data transformation needs compensation, determining if auditing and/or tracking should be performed. In this example, the determining and/or verifying means is implemented by any processor structured to perform the corresponding operation by executing software or firmware, or hardware circuit (e.g., discrete and/or integrated analog and/or digital circuitry, an FPGA, a PLD, a FPLD, an ASIC, a comparator, an operational-amplifier (op-amp), a logic circuit, etc.) structured to perform the corresponding operation without executing software or firmware, but other structures are likewise appropriate. In some examples the object processor **224** implements the determining and/or verifying means.

[0050] In the illustrated example of FIG. **2**, the decryptor **226** includes means for decrypting a DSC object. In this example, the decrypting means is implemented by any processor structured to perform the corresponding operation by executing software or firmware, or hardware circuit (e.g., discrete and/or integrated analog and/or digital circuitry, an FPGA, a PLD, a FPLD, an ASIC, a comparator, an operational-amplifier (op-amp), a logic circuit, etc.) structured to perform the corresponding operation without executing software or firmware, but other structures are likewise appropriate. In some examples the decryptor **226** implements the decrypting means.

[0051] FIG. **3**A illustrates an example DSC object **300** that can be generated and/or modified by the example object manager **112***a* of FIG. **2** (e.g., or one of the example object managers **112***b-e* of FIG. **1**). The example DSC object **300** includes an example local Merkle tree **302**, example local data objects **304**, example object metadata **306**, an example local commit log **308**, and an example revisions log **310**.

[0052] The example local Merkle tree **302** of FIG. **3**A corresponds to the data of the file that the DSC object **300** is linked to. The Merkle tree simplifies verification of integrity over mutating data. A leaf node of the local Merkle tree **302** is a hash of a unit of the data (e.g., a data block, a blob, a segment, a transaction record, etc.). The intermediate nodes of the local Merkle tree **302** are cryptographic hashes of the labels of their respective child nodes (e.g., the leaf nodes). The example local Merkle tree **302** allows for quick verification of data and any mutations over the data that have been labeled, hashed, and integrated cryptographically into a root of a subtree of the local Merkle tree **302**. Although the example local data supply chain object **300** includes the example local Merkle tree **302**, any hierarchical security structure may be used.

[0053] Data corresponding to the example local data objects **304** and the example object metadata **306** (e.g., version numbers, grants of access, records of access, revision made to either, tec.) of FIG. **3** are reflected by the nodes of the example local Merkle tree **302**. Accordingly, the Merkle tree forms a system of interconnected data and metadata records that are protected (e.g., signed) by the corresponding codes in the local Merkle tree **302** and reflect the history of the data corresponding to the DSC object **300**.

[0054] The example revisions log **310** of FIG. **3** includes information that tracks the revisions made on the data (e.g., file) that is attached to the DSC object **300**. For example, if the data is an audio file and the audio file is edited by a sound engineer, the particular edits made by the engineer are documented in the revisions log **310**. The example local commit log **308** corresponds to difference versions of the file (e.g., a saved version after one or more revisions of the file). Some or all the data in the example DSC object **300** may be replicated using a consistent hash-based distributed data store (e.g., Ceph file system) or a high-performance distributed database (e.g., Couch DB, levelDB, RocksDB, etc.).

[0055] FIG. **3**B illustrates an example blockchain (BC) Merkle tree **312** that the example blockchain **116** and/or the example object monitoring service **118** uses to track/monitors DSC objects as they transition between the example processing devices **102**, **104**, **106**, **108**, **110** of FIG. **1**. The blocks in FIG. **3**B correspond to records of tracked DSC objects. Each block corresponding to a creation of a new DSC object (e.g., the hash of the record can uniquely identify the data object, or if it is an aggregated object then the block will include hashes of the combined object) or edits/changes to an already established data object (e.g., in this case the data object will be referenced by its hash, and the nature of the change will be recorded in the block).

[0056] The example BC Merkle tree **312** includes transaction blocks that include signed hashes over the compositions, and any mutations (e.g., transformations) that may be performed on them. The example BC Merkle tree is maintained by the example blockchain **116** and/or the example

object monitoring service **118** to observe protocols for verifying and adding blocks to the example BC Merkle tree **312**. Additionally, the example BC Merkle tree **312** is maintained for executing any smart contracts in the process, according to whether the organization includes a public, private, or mixed blockchain system.

[0057] The example local DSC objects **316**, **318**, **320** of FIG. **3**B are structured the same as the example local DSC object **300** of FIG. **3**A. In the illustrated example, the example local DSC object **316** (e.g., corresponding to Object A described above) is linked to Block n of the BC Merkle tree **312**. In the illustrated example, it is uncertain whether the other example local DSC objects **318**, **320** (e.g., such as a DSC Object X and a DSC Object Y) are uniquely named and/or distinguished until both are contributed to the blockchain. For example, a first processing device (D**1**) may contribute Object X independently from a second processing device (D**2**) that may contribute Object Y. In some examples, the blockchain **116** and/or the example object monitoring service **118** may disambiguate Object X and Object Y using the device names for the respective devices contributing the corresponding DSC objects (e.g., D**1**.X and D**2**.X, where D**2**.X=Object Y). However, if the DSC objects are not owned by the entity/device that updated the blockchain, the object may be assigned its own unique name. In this example, the relative position establishes name ownership since Block **1** occurs before Blockn. The example aggregated DSC object **314** can assert the name X resulting in the local DSC object **318** having to find a different name. In other examples, an objection identify creation may be implemented with a SSI system (E.g., Sovrin.org), where a SSI blockchain is used to establish ownership of an object name as a pre-requisite to contributing the DSC to the DSC blockchain **116**. Additionally or alternatively, the blockchain **116** may be used to establish DSC object names by recording and checking for previous blocks including the duplicate names. Because names may be a digest of media, duplicate names may occur less often unless information of the DSC objects are identical. Uniqueness of object name does not necessarily mean infringement exists. Further analyzes of the DSC information may be needed.

[0058] While an example manner of implementing the example video processing system **100**, the example object manager **112***a*, the example blockchain **116** and/or the example object monitoring serve **118** of FIG. **1** is illustrated in FIGS. **1** and/or **2**, one or more of the elements, processes and/or devices illustrated in FIGS. **1** and/or **2** may be combined, divided, re-arranged, omitted, eliminated and/or implemented in any other way. Further, the example component interface **200**, the example network interface **202**, the example filter **204**, the example file processor **206**, the example encryptor **208**, the example data structure generator **210**, the example proxy generator **212**, the example encoder **216**, the example key generator **218**, the example object aggregator **220**, root of trust generator **222**, the example object processor **224**, the example decryptor **226**, and/or, more generally, the example object manager **112***a*, the example blockchain **116** and/or the example object monitoring serve **118** of FIGS. **1** and/or **2** may be implemented by hardware, software, firmware and/or any combination of hardware, software and/or firmware. Thus, for example, any of the example filter **204**, the example file processor **206**, the example encryptor **208**, the example data structure generator **210**, the example proxy generator **212**, the example encoder **216**, the example key generator **218**, the example object aggregator **220**, root of trust generator **222**, the example object processor **224**, the example decryptor **226**, and/or, more generally, the example object manager **112***a*, the example blockchain **116** and/or the example object monitoring serve **118** of FIGS. **1** and/or **2** could be implemented by one or more analog or digital circuit(s), logic circuits, programmable processor(s), programmable controller(s), graphics processing unit(s) (GPU(s)), digital signal processor(s) (DSP(s)), application specific integrated circuit(s) (ASIC(s)), programmable logic device(s) (PLD(s)) and/or field programmable logic device(s) (FPLD(s)). When reading any of the apparatus or system claims of this patent to cover a purely software and/or firmware implementation, at least one of the example filter **204**, the example file processor **206**, the example encryptor **208**, the example data structure generator **210**, the example proxy generator **212**, the example encoder **216**, the example key generator **218**, the example object aggregator **220**, root of trust generator **222**, the example object processor **224**, the example decryptor **226**, and/or, more generally, the example object manager **112***a*, the example blockchain **116** and/or the example object monitoring serve **118** of FIGS. **1** and/or **2** is/are hereby expressly defined to include a non-transitory computer readable storage device or storage disk such as a memory, a digital versatile disk (DVD), a compact disk (CD), a Blu-ray disk, etc. including the software and/or firmware. Further still, the example video processing system **100** and/or the example object manager **112***a*, the example blockchain **116** and/or the example object monitoring serve **118** of FIGS. **1** and/or **2** may include one or more elements, processes and/or devices in addition to, or instead of, those illustrated in FIGS. **1** and/or **2**, and/or may include more than one of any or all of the illustrated elements, processes and devices. As used herein, the phrase "in communication," including variations thereof, encompasses direct communication and/or indirect communication through one or more intermediary components, and does not require direct physical (e.g., wired) communication and/or constant communication, but rather additionally includes selective communication at periodic intervals, scheduled intervals, aperiodic intervals, and/or one-time events.

[0059] Flowcharts representative of example hardware logic, machine readable instructions, hardware implemented state machines, and/or any combination thereof for implementing the example object manager **112***a*, the example blockchain **116** and/or the example object monitoring serve **118** of FIGS. **1** and/or **2** are shown in FIGS. **3**-**9**. The machine readable instructions may be one or more executable programs or portion(s) of an executable program for execution by a computer processor such as the processor **1012**, **1012** shown in the example processor platform **1000**, **1100** discussed below in connection with FIGS. **10** and/or **11**. The program may be embodied in software stored on a non-transitory computer readable storage medium such as a CD-ROM, a floppy disk, a hard drive, a DVD, a Blu-ray disk, or a memory associated with the processor **1012**, **1112**, but the entire program and/or parts thereof could alternatively be executed by a device other than the processor **912** and/or embodied in firmware or dedicated hardware. Further, although the example program is described with reference to the flowcharts illustrated in FIGS. **3**-**9** many other methods of implementing the example object manager **112***a*, the example blockchain **116** and/or the example object

monitoring serve **118** may alternatively be used. For example, the order of execution of the blocks may be changed, and/or some of the blocks described may be changed, eliminated, or combined. Additionally or alternatively, any or all of the blocks may be implemented by one or more hardware circuits (e.g., discrete and/or integrated analog and/or digital circuitry, an FPGA, an ASIC, a comparator, an operational-amplifier (op-amp), a logic circuit, etc.) structured to perform the corresponding operation without executing software or firmware.

[0060] The machine readable instructions described herein may be stored in one or more of a compressed format, an encrypted format, a fragmented format, a compiled format, an executable format, a packaged format, etc. Machine readable instructions as described herein may be stored as data (e.g., portions of instructions, code, representations of code, etc.) that may be utilized to create, manufacture, and/or produce machine executable instructions. For example, the machine readable instructions may be fragmented and stored on one or more storage devices and/or computing devices (e.g., servers). The machine readable instructions may require one or more of installation, modification, adaptation, updating, combining, supplementing, configuring, decryption, decompression, unpacking, distribution, reassignment, compilation, etc. in order to make them directly readable, interpretable, and/or executable by a computing device and/or other machine. For example, the machine readable instructions may be stored in multiple parts, which are individually compressed, encrypted, and stored on separate computing devices, wherein the parts when decrypted, decompressed, and combined form a set of executable instructions that implement a program such as that described herein.

[0061] In another example, the machine readable instructions may be stored in a state in which they may be read by a computer, but require addition of a library (e.g., a dynamic link library (DLL)), a software development kit (SDK), an application programming interface (API), etc. in order to execute the instructions on a particular computing device or other device. In another example, the machine readable instructions may need to be configured (e.g., settings stored, data input, network addresses recorded, etc.) before the machine readable instructions and/or the corresponding program(s) can be executed in whole or in part. Thus, the disclosed machine readable instructions and/or corresponding program(s) are intended to encompass such machine readable instructions and/or program(s) regardless of the particular format or state of the machine readable instructions and/or program(s) when stored or otherwise at rest or in transit.

[0062] The machine readable instructions described herein can be represented by any past, present, or future instruction language, scripting language, programming language, etc. For example, the machine readable instructions may be represented using any of the following languages: C, C++, Java, C#, Perl, Python, JavaScript, HyperText Markup Language (HTML), Structured Query Language (SQL), Swift, etc.

[0063] As mentioned above, the example processes of FIGS. **3-6** may be implemented using executable instructions (e.g., computer and/or machine readable instructions) stored on a non-transitory computer and/or machine readable medium such as a hard disk drive, a flash memory, a read-only memory, a compact disk, a digital versatile disk, a cache, a random-access memory and/or any other storage device or storage disk in which information is stored for any duration (e.g., for extended time periods, permanently, for brief instances, for temporarily buffering, and/or for caching of the information). As used herein, the term non-transitory computer readable medium is expressly defined to include any type of computer readable storage device and/or storage disk and to exclude propagating signals and to exclude transmission media.

[0064] "Including" and "comprising" (and all forms and tenses thereof) are used herein to be open ended terms. Thus, whenever a claim employs any form of "include" or "comprise" (e.g., comprises, includes, comprising, including, having, etc.) as a preamble or within a claim recitation of any kind, it is to be understood that additional elements, terms, etc. may be present without falling outside the scope of the corresponding claim or recitation. As used herein, when the phrase "at least" is used as the transition term in, for example, a preamble of a claim, it is open-ended in the same manner as the term "comprising" and "including" are open ended. The term "and/or" when used, for example, in a form such as A, B, and/or C refers to any combination or subset of A, B, C such as (1) A alone, (2) B alone, (3) C alone, (4) A with B, (5) A with C, (6) B with C, and (7) A with B and with C. As used herein in the context of describing structures, components, items, objects and/or things, the phrase "at least one of A and B" is intended to refer to implementations including any of (1) at least one A, (2) at least one B, and (3) at least one A and at least one B. Similarly, as used herein in the context of describing structures, components, items, objects and/or things, the phrase "at least one of A or B" is intended to refer to implementations including any of (1) at least one A, (2) at least one B, and (3) at least one A and at least one B. As used herein in the context of describing the performance or execution of processes, instructions, actions, activities and/or steps, the phrase "at least one of A and B" is intended to refer to implementations including any of (1) at least one A, (2) at least one B, and (3) at least one A and at least one B. Similarly, as used herein in the context of describing the performance or execution of processes, instructions, actions, activities and/or steps, the phrase "at least one of A or B" is intended to refer to implementations including any of (1) at least one A, (2) at least one B, and (3) at least one A and at least one B.

[0065] As used herein, singular references (e.g., "a", "an", "first", "second", etc.) do not exclude a plurality. The term "a" or "an" entity, as used herein, refers to one or more of that entity. The terms "a" (or "an"), "one or more", and "at least one" can be used interchangeably herein. Furthermore, although individually listed, a plurality of means, elements or method actions may be implemented by, e.g., a single unit or processor. Additionally, although individual features may be included in different examples or claims, these may possibly be combined, and the inclusion in different examples or claims does not imply that a combination of features is not feasible and/or advantageous.

[0066] FIGS. **4A-4C** include an example flowchart representative of machine readable instructions **400** that may be executed to implement the example object manager **112***a* of FIG. **2** to generate a DSC object (e.g., the DSC object **300** of FIG. **3**A). The example instructions **400** of FIGS. **4A-4C** are described from the perspective of the object manager **112***a* of FIG. **2** being used to implement the object manager

112*a* of the example processing device **102** of FIG. **1**. However, in other examples, the example instructions **400** may be executed to implement the object managers **112***b-e* of any of the example processing devices **104-110** of FIG. **1** to generate DSC objects.

[0067] At block **401**, the example file processor **206** determines if a new file been generated. For example, the component interface **200** may interact with the other components of the example processing device **102** to determine if a new file was generated. If the example file processor **206** determines that a new file has not been generated (block **401**: NO), control returns to block **402** until a new file has been generated. If the example file processor **206** determines that a new file has been generated (block **401**: YES), the example file processor **206** determines if the data from the file should be filtered (block **402**). In some examples, the file processor **206** determines whether to filter the data from the file based on user and/or manufacturer preferences, and/or based on the type of file generated, etc.

[0068] If the example file processor **206** determines that the data from the file should not be filtered (block **402**: NO), control continues to block **406**. If the example file processor **206** determines that the data from the file should be filtered (block **402**: YES), the example filter **204** filters the raw data of the new file (block **404**). In some examples, how the data is filtered and/or how much data to filter is based on user and/or manufacture preferences. At block **406**, the example file processor **206** determines if the data in the new file includes sensitive data. In some examples, the file processor **206** determines that the new file includes sensitive data when new file may be tagged as sensitive and/or when implemented in a device that only creates files that are sensitive.

[0069] If the example file processor **206** determines that the data in the new file does not include sensitive data (block **406**: NO), control continues to block **410**. If the example file processor **206** determines that the data in the new file includes sensitive data (block **406**: YES), the example encryptor **208** anonymizes the sensitive data of the new file (block **408**). The example encryptor **208** may anonymize the new file using any anonymization technique. At block **410**, the example data structure generator **210** generates a local data object and object metadata corresponding to the new file. At block **412**, the example encryptor **208** hashes the local data object using any hashing technique. At block **414**, the example encryptor **208** generates a cryptographic hash of the label of the local data object using any cryptographic hashing technique. At block **416**, the example data structure generator **210** generates a hierarchical data structure (e.g., Merkle tree structure) for the new file with the hash of the local data object as a leaf node and the cryptographic hash of the label as an intermediate level node.

[0070] At block **418**, the example data structure generator **210** generates a local commit log to track versions for the new file. At block **420**, the example data structure generator **210** generates revision(s) log to track revision(s) of the new file. At block **422**, the example file processor **206** determines if the DSC object is controlled using self-sovereign identity. In some examples, an object may be controlled using self-sovereign identity based on user and/or manufacturer preferences. If the example file processor **206** determines that the DSC object is not controlled using self-sovereign identity (block **422**: NO), control continues to block **428**. If the example file processor **206** determines that the DSC object is controlled using self-sovereign identity (block **422**: YES), the example component interface **200** and/or the example network interface **202** obtains a certificate from a user and/or a certifying device (block **424**). At block **426**, the example proxy generator **212** establishes a proxy identity based on the certificate that is matched to the controlling entity of the new file. The proxy identity may obscure personally identifiable data in the DSC object.

[0071] SSI means that the media belongs to an entity that asserts the SSI (e.g., for example the processing device **102** that generates the media). If the media ownership is transferred to another entity (e.g., another processing device **104** owned by a second entity), the other entity may wish to assert a new identity, one that identifies the new owner. In such an example, a proxy identity is an alias that is used while the media ownership is transferred. The proxy may become a new official name and the previous name may been marked as defunct. Use of certificates is a possible way to identify an authenticate media owners (e.g., using processing device **102** and/or processing device **104**). It is possible that media owners use SSI themselves which can be difficult to keep clear in the workflow descriptions.

[0072] At block **428**, the example data structure generator packages the hierarchical data structure, the local data object corresponding to a node of the data structure, object metadata, the revision log, and the local commit log into a local DSC object associated with the generated file detected at block **401**. At block **430**, the example file processor **206** determines whether the new file corresponds to a particular format or structure. If the example file processor **206** determines that the new file does not correspond to a particular format or structure (block **430**: NO), control continues to block **434**. If the example file processor **206** determines that the new file corresponds to a particular format or structure (block **430**: YES), the example encoder **216** encodes the DSC object according to the formal and/or structure (block **432**), as described above in conjunction with FIG. **2**.

[0073] At block **434**, the example data structure generator **210** wraps the change management metadata over the DSC object. For example, the data structure generator **210** updates the metadata of the new file (e.g., via the component interface **200**). At block **436**, the example encryptor **208** determines if the DSC object includes data for full encryption (e.g., archival class keys stored in HDD, SSD, tape etc., encryption with in-memory encryption keys, etc.). If the example encryptor **208** determines that the DSC object does not include data for full encryption (block **436**: NO), control continues to block **340**. If the example encryptor **208** determines that the DSC object includes data for full encryption (block **426**: YES), the example encryptor **208** performs full encryption on the data (block **438**). At block **440**, the example encryptor **208** determines if the DSC object includes data for homomorphic encryption. If the example encryptor **208** determines that the DSC object does not include data for homomorphic encryption (block **440**: NO), control continues to block **344**. If the example encryptor **208** determines that the DSC object includes data for homomorphic encryption (block **440**: YES), the example encryptor **208** performs homomorphic encryption on the data based on the part of the data to be encrypted (block **442**).

[0074] At block **444**, the example data structure generator **210** adds data transformation tools to the DSC object. The transformation tools that are added may depend on the type of data file that has been generated. At block **446**, the

example encoder **216** applies a data serialization format to the DSC object, as further described above in conjunction with FIG. **2**. At block **448**, the example file processor **206** links the DSC to the new file. In this manner, when the new file is updated and/or transmitted to another device (e.g., via a wired or wireless connection), the linked DSC object is updated and the history of the file is tracked by the example blockchain **116** and/or object monitoring service **118** based on the DSC object.

[0075] At block **450**, the example file processor **206** determines if the DSC object and/or file is limited to particular device(s) (e.g., based on user and/or manufacturer preferences). If the example file processor **206** determines that the DSC object and/or file is not limited to particular device(s) (block **450**: NO), control continues to block **756**. If the example file processor **206** determines that the DSC object and/or file is limited to particular device(s) (block **450**: YES), the example key generator **218** generates vouchers for access (block **452**). The example key generator **218** generates the voucher to include a key wrapping key. At block **454**, the example network interface **202** transmits (e.g., via a wired or wireless connection) the vouchers to the particular receiving device(s). In this manner, the receiving devices can access the DSC objects using the voucher. At block **756**, the example network interface **202** transmits (e.g., via a wired or wireless connection) the linked DSC object with the new file to external device (e.g., another processing device **104**, **106**, **108**, **110**, the blockchain **116**, and/or the object monitoring service **118** that requests the file).

[0076] FIG. **5** is an example flowchart representative of machine readable instructions **500** that may be executed to implement the example object manager **112***a* of FIG. **2** to establish a secure environment in any one of the processing devices **102**. However, in other examples, the example instructions **500** may be executed to implement the object managers **112***b-e* of any of the example processing devices **104-110** of FIG. **1** to establish a secure environment in any one of the processing devices **104**, **106**, **108**, **110**.

[0077] At block **502**, the root of trust generator **222** finds a suitable root of trust. For example, the root of trust generator **222** may receive an attestation from a sending device (e.g., another one of the processing devices **104**, **106**, **108**, **110**) before processing the data from the sending device. The attestation identifies the suitable root of trust (e.g., one or more components of the processing device). The root of trust architecture could be based on INTEL™ SGX where the SGX enclave implements the linkage disequilibrium score regression (LDSC) functions as well as the crypto serialization, signing, and encryption. At block **504**, the example root of trust generator **222** boots the root of trust environment corresponding to DSC object into a storage data pool environment that is tied to the root of trust. At block **506**, the example key generator **218** generates data storage keys to authenticate and/or attest the storage data pool and/or protect a DSC object in the storage data pool. At block **508**, the example encoder **216** encrypts the DSC object using the generated data storage keys. For example, the encoder **216** may encode using asymmetric keys, symmetric keys, and/or a peer-peer key exchange. The example blockchain **116** and the example object monitoring service **118** may perform key management services so that other processing devices can decrypt the encrypted DSC object. At block **510**, the example root of trust generator **222** places the encrypted DSC object under control of a storage data pool environment.

[0078] FIG. **6** is an example flowchart representative of machine readable instructions **600** that may be executed to implement the example object manager **112***a* of FIG. **2** of the example processing device **102** and the example processing device **104** to determine whether a DSC object has changed and/or if provenance of the DSC object has occurred. The flowchart of FIG. **6** illustrates a process where an attestation describes a computer (e.g., software and/or firmware) that manipulates the DSC object and includes the DSC object as well. A verifier walks a chain of attestation values that link the computer's execution environment to the data object. The exchange of a DSC object from the processing device **102** to the processing device **104** verifies the linkage of the DSC object to the processing device **102** and that no intermediary modified the DSC object as part of the exchange. In some examples, the example instructions **600** may be executed to implement the object managers **112***a-e* of any of the example processing devices **102-110** of FIG. **1** to determine whether a DSC object has changed and/or if provenance of the DSC object has occurred.

[0079] At block **602**, the example network interface **202** of the processing device **102** transmits (e.g., via a wired or wireless connection) a DSC object to the example processing device **104**. At block **604**, the example network interface **202** of the processing device **104** receives the DSC object. At block **606**, the example network interface **202** transmits (e.g., via a wired or wireless connection) an attestation request to the example processing device **102**. The attestation request is a trusted layer component to link a root of trust to measure the DSC object or one of its subcomponents including the local Merkle digits value to if the DSC object has changed between the current and a prior interaction.

[0080] At block **608**, the example network interface **202** of the processing device **102** receives the attestation request. At block **610**, the example key generator **218** computes a digest value of the DSC object (e.g., using a hash algorithm (SHA2 or MD5)). At block **612**, the example network interface **202** of the processing device **102** transmits (e.g., via a wired or wireless connection) the digest value to the processing device **104**. At block **614**, the example network interface **202** of the processing device **104** receives the digest value. At block **616**, the example object processor **224** determines if the received digest value matches an authenticated digest value (e.g., that may be from the blockchain **116** and/or the object monitoring service **118**).

[0081] If the example object processor **224** determines that the received digest value does not match the authenticated digest value (block **616**: NO), the object processor **224** determines that the DSC object has changed (block **618**). If the example object processor **224** determines that the received digest value matches the authenticated digest value (block **616**: YES), the object processor **224** determines that the DSC object has not changed (block **620**). If the object changed then it could correspond to revision of the DSC object, corruption of the DSC object, etc. If the object processor **224** determines that the DSC object has changed, the object processor **224** may send an alert to the blockchain **116** and/or object monitoring service **118** or may do further investigation. Attestation determines trustworthiness of the computer that is managing the DSC objects, which may be established prior to accepting a DSC object.

[0082] At block **622**, the example object processor **224** determines provenance of the DSC object based on a root of trust certificate. The root of trust certificate is published by each device when its onboarded into the network. Accordingly, the onboarding and/or vetting of a DSC object is applied as part of establishing the LDSC environment based on a root of trust. The object processor **224** determines the provenance by checking the root of trust certificate or other certificate in a certificate path including the root of trust certificate. Root of trust certificates may lead to an original equipment manufacturing and/or to a current organizational owner of the root of trust components. Both provide data provenance and establish current custodial context. The portable data pool is also a data custodian. The vendor issued a device certificate (e.g., initial device identifier (IDevID)) or owner issued local device identifier (LDevID)) cert that informs the verifier as to what the Root of trust semantics are. A policy on the consuming device identifies whether it is appropriate to continue working with the DSC object.

[0083] FIGS. **7**A-B illustrate an example flowchart representative of machine readable instructions **700** that may be executed to implement the example object manager **112***a* of FIG. **2** to modify a received DSC object as part of a transfer of ownership of a DSC object from one computer owned by a first entity to a second computer owned by a second entity. The data is bound to the computer and the computer is unambiguously linked to an entity to ensure that the data custody is unambiguous. However, in other examples, the example instructions **700** may be executed to implement the object managers **112***b-e* of any of the example processing devices **104-110** of FIG. **1** to modify a received DSC object.

[0084] At block **702**, the example network interface **202** determines if a voucher from the file creating device was obtained (e.g., the processing device **102**). If the example network interface **202** determines that a voucher has not been obtained (block **702**: NO), control returns to block **702** until a voucher is received. If the example network interface **202** determines that a voucher has been obtained (block **702**: YES), the example object processor **224** verifies the owner certificate path with a public key embedded in the voucher (block **704**). At block **706**, the example network interface **202** obtains a file linked with a DSC object. At block **708**, the example decryptor **226** decrypts the DSC object based on how the DSC object was encrypted. At block **709**, the example data structure generator **210** logs the DSC object reception in the DSC object. For example, the data structure generator **210** can increment an access count that may be part of a local data object and/or metadata.

[0085] At block **710**, the example object processor **224** determines if the DSC object includes data transformation tools. If the example object processor **224** determines that the DSC object does not include data transformation tools (block **710**: NO), control continues to block **714**. If the example object processor **224** determines that the DSC object includes data transformation tools (block **710**: YES), the example object processor **224** loads the tools locally at the processing device (block **712**). At block **714**, the example object processor **224** determines if the file linked to the DSC object has been updated (e.g., a user of the processing device has updated the file). If the example object processor **224** determines that the file has not been updated (block **714**: NO), control returns to block **714** until the file is updated. If the example object processor **224** determines that the file has been updated block **714**: YES), the data structure generator **210** generates a local data object and object metadata corresponding to the update (block **716**). At block **718**, the example encoder **216** hashes the local data object. At block **720**, the example encoder **216** generates a cryptographic hash of the label of the local data object.

[0086] At block **722**, the example data structure generator **210** updates the hierarchical data structure of the DSC object with the hash of the local data object as a new leaf node and cryptographic hash as an intermediate new level node. At block **724**, the example data structure generator **210** updates the local commit log based on the update. At block **726**, the example data structure generator **210** generates the revision log based on the update. At block **728**, the example object processor **224** determines if the changes should be collapsed into a single monolithic change. If multiple changes are applied by a same entity, the changes may be collapsed. For example, if a user tries multiple times to spell a word correctly before getting it correct, only the final spelling is recorded. If the example data structure generator **210** determines that the changes should not be collapsed (block **728**: NO), control continues to block **732**. Changes should not be collapsed if there are changes applied by different entities. Each change is applied by a different entity then merged back into the DSC object resulting in a new media C**2**. The log of the DSC object records the details about each entity and what changes were made to produce the different versions. If the example data structure generator **210** determines that the changes should collapse (block **728**: YES), the example data structure generator **210** collapses the changes into a single monolithic change (block **730**).

[0087] At block **732**, the example object processor **224** determines if the data transformation need compensation. The object processor **224** determines that compensation of the data transformation may be needed when the input data object and/or linked media is copyright protected. For example, if the media is copyright protected, the object processor **224** evaluates if the transformation fits fair use, licensed use, unlicensed use, or another designation. Some use designations may require monetary compensation transactions, others may require access control, while others may require heightened logging, auditing, etc. If the example object processor **224** determines that data transformation is not needed (block **732**: NO), control continues to block **736**. If the example object processor **224** determines that data transformation is needed (block **732**: YES), the example object aggregator **220** debugs the data of the DSC object (block **734**). At block **736**, the example network interface **202** transmits (e.g., via a wired or wireless connection) the update DSC object to another processing deice, the blockchain **116**, and/or the example object monitoring service **118**.

[0088] FIG. **8** is an example flowchart representative of machine readable instructions **800** that may be executed to implement the example object manager **112***a* of FIG. **2** of the example processing device **102** to aggregate DSC data objects. However, in other examples, the example instructions **800** may be executed to implement the object managers **112***b-e* of any of the example processing devices **104-110** of FIG. **1** to aggregate DSC data objects.

[0089] At block **802**, the example network interface **202** obtains a first DSC data object and a second DSC data object. At block **804**, the example object aggregator **220** determines if the first and second DC objects should be aggregated. The decision whether to aggregate is application

dependent. For example an Edge function as a service (FaaS) workflow may include a FaaS server combined with an Edge orchestration and/or workflow execution plan that are used to implement a particular set of transformation. In such an example, the Edge computing environment is an information centric network and/or name function network where computing nodes show interest in various DSC objects that are delivered by the information centric network and/or named function network to the interested nodes who apply the transformation/aggregation that they are programmed to apply. If the example network interface **202** determines that the first and second DSC data objects should not be aggregated (block **804**: NO), control continues to block **808**. If the example network interface **202** determines that the first and second DSC object should be aggregated (block **804**: YES), the example object aggregated **220** applies transformations to the first and second DSC data object to generate a third DSC data object combining information from the first and second DSC objects (block **806**).

[0090] At block **808**, the example object processor **224** determines if auditing and/or tracking of the DSC object should be performed. The auditing and/or tracking may be performed periodically, periodically, and/or based on a trigger. If the example object processor **224** determines that auditing is not to be performed (block **808**: NO), control ends. If the example object processor **224** determines that auditing is to be performed (block **808**: YES), the example data structure generator **210** generates data from child subtrees of the hierarchical data structure of the first, second, and/or third data objects, for example, by adding a leaf node to the Merkle tree of DSC object (block **810**). The leaf nodes form a sequence that is strictly ordered. For any given intermediate node in the tree, there is a subtree of nodes that includes a segment of the chain. The root node includes the entire chain. At block **812**, the example encoder **216** signs the data from the subtrees. At block **814**, the example network interface **202** transmits (e.g., via a wired or wireless connection) the signed data to another processing device, the blockchain **116**, and/or the example object monitoring service **118**.

[0091] FIG. **9** is an example flowchart representative of machine readable instructions **900** that may be executed to implement the example blockchain **116** and/or the example object monitoring service **118** of FIG. **1** to track changes to and/or accesses of data linked to one or more DSC object(s).

[0092] At block **902**, the example blockchain **116** and/or the example object monitoring service **118** obtains a DSC object from one of the processing devices **102-110**. For example, when new data and a corresponding new DSC object is created, the example processing device **102-110** transmits the newly generated DSC object to the example blockchain **116** and/or the example object monitoring service **118**. As described above, the example blockchain **116** and/or the example object monitoring service **118** may recognize a presence of the new DSC object using a distributed consensus algorithm.

[0093] At block **904**, the example blockchain **116** and/or the example object monitoring service **118** generates a blockchain tree structure (e.g., the example BC Merkle tree **312** of FIG. **3**B) with a block for the obtained DSC object. At block **906**, the example blockchain **116** and/or the example object monitoring service **118** obtains a modification of the DSC object corresponding to, for example, a change, an access, an adjustment, etc. to the data linked to the DSC object. For example, when the data linked to the DSC object is sent from (A) a processing device that generates the data to (B) a different processing device and/or entity, the DSC object updates to reflect the access of the data and/or any changes to the data at the different processing device and/or entity.

[0094] At block **908**, the example blockchain **116** and/or the example object monitoring service **118** generates a block corresponding to the modification of the DSC object. At block **910**, the example blockchain **116** and/or the example object monitoring service **118** includes the block into the BC Merkle tree **312** of FIG. **3**B. In this manner, the changes, accesses, etc. associated with the data linked to the DSC object are tracked in the example BC Merkle tree **312** of FIG. **3**B. Accordingly, the example blockchain **116** and/or the example object monitoring service **118** can process the BC Merkle tree **312** of FIG. **3**B to track use and/or modifications of data in the system architecture **100** based on the DSC objects of the BC Merkle tree **312** to enforce contracts, and/or otherwise monitor the history of the data.

[0095] At block **912**, the example blockchain **116** and/or the example object monitoring service **118** determines if an alert has been obtained from one of the processing devices **102-110** and/or from any interested party. The alert triggers the example blockchain **116** and/or the example object monitoring service **118** to process the BC Merkle tree **312** to identify information corresponding to use of the data identified in the alert. If the example blockchain **116** and/or the example object monitoring service **118** determines that an alert has not been obtained (block **912**: NO), control continues to block **916**.

[0096] If the example blockchain **116** and/or the example object monitoring service **118** determines that an alert has been obtained (block **912**: YES), the example blockchain **116** and/or the example object monitoring service **118** processes and/or tracks the data identified in the alert based on the blockchain tree structure **914** (block **914**). For example, the example blockchain **116** and/or the example object monitoring service **118** can process the blocks of the blockchain tree structure to ensure that accesses and/or changes to the data identified in the alert are authorized and/or if a fee should be paid (e.g., based on an agreement and/or contract). In some examples, an alert is not needed and the example blockchain **116** and/or the example object monitoring service **118** can process the blockchain for monitoring and/or contractual purposes periodically, aperiodically, and/or based on an additional or alternative trigger (e.g., when BC Merkle tree **312** is updated). At block **916**, the example blockchain **116** and/or the example object monitoring service **118** transmits an authenticated digest value corresponding to a modification to the data identified in the alert to one or more of the processing devices **102-108**, as further described above in conjunction with FIG. **6**.

[0097] FIG. **10** is a block diagram of an example processor platform **1000** structured to execute the instructions of FIGS. **3-8** to implement the object manager **112***a* of FIG. **2** and/or the object managers **112***b-e* of FIG. **1**. In some examples, the processor platform **1000** can be used to implement an Edge node in an edge computing environment. The processor platform **1000** can be, for example, a server, a personal computer, a workstation, a web plugin tool, a self-learning machine (e.g., a neural network), a

mobile device (e.g., a cell phone, a smart phone, a tablet such as an iPad™), an Internet appliance, or any other type of computing device.

[0098] The processor platform **1000** of the illustrated example includes a processor **1012**. The processor **1012** of the illustrated example is hardware. For example, the processor **1012** can be implemented by one or more integrated circuits, logic circuits, microprocessors, GPUs, DSPs, or controllers from any desired family or manufacturer. The hardware processor may be a semiconductor based (e.g., silicon based) device. In this example, the processor implements the example filter **204**, the example file processor **206**, the example encryptor **208**, the example data structure generator **210**, the example proxy generator **212**, the example encoder **216**, the example key generator **218**, the example object aggregator **220**, root of trust generator **222**, the example object processor **224**, and the example decryptor **226**.

[0099] The processor **1012** of the illustrated example includes a local memory **1013** (e.g., a cache). The processor **1012** of the illustrated example is in communication with a main memory including a volatile memory **1014** and a non-volatile memory **1016** via a bus **1018**. The volatile memory **1014** may be implemented by Synchronous Dynamic Random Access Memory (SDRAM), Dynamic Random Access Memory (DRAM), RAIVIBUS® Dynamic Random Access Memory (RDRAM®) and/or any other type of random access memory device. The non-volatile memory **1016** may be implemented by flash memory and/or any other desired type of memory device. Access to the main memory **1014**, **1016** is controlled by a memory controller.

[0100] The processor platform **1000** of the illustrated example also includes an interface circuit **1020**. The interface circuit **1020** may be implemented by any type of interface standard, such as an Ethernet interface, a universal serial bus (USB), a Bluetooth® interface, a near field communication (NFC) interface, and/or a PCI express interface. In this example, the interface circuit **1030** implemented the example network interface **202** of FIG. **2**.

[0101] In the illustrated example, one or more input devices **1022** are connected to the interface circuit **1020**. The input device(s) **1022** permit(s) a user to enter data and/or commands into the processor **1012**. The input device(s) can be implemented by, for example, an audio sensor, a microphone, a camera (still or video), a keyboard, a button, a mouse, a touchscreen, a track-pad, a trackball, isopoint and/or a voice recognition system.

[0102] One or more output devices **1024** are also connected to the interface circuit **1020** of the illustrated example. The output devices **1024** can be implemented, for example, by display devices (e.g., a light emitting diode (LED), an organic light emitting diode (OLED), a liquid crystal display (LCD), a cathode ray tube display (CRT), an in-place switching (IPS) display, a touchscreen, etc.), a tactile output device, a printer and/or speaker. The interface circuit **1020** of the illustrated example, thus, typically includes a graphics driver card, a graphics driver chip and/or a graphics driver processor.

[0103] The interface circuit **1020** of the illustrated example also includes a communication device such as a transmitter, a receiver, a transceiver, a modem, a residential gateway, a wireless access point, and/or a network interface to facilitate exchange of data with external machines (e.g., computing devices of any kind) via a network **1026**. The communication can be via, for example, an Ethernet connection, a digital subscriber line (DSL) connection, a telephone line connection, a coaxial cable system, a satellite system, a line-of-site wireless system, a cellular telephone system, etc.

[0104] The processor platform **1000** of the illustrated example also includes one or more mass storage devices **1028** for storing software and/or data. Examples of such mass storage devices **1028** include floppy disk drives, hard drive disks, compact disk drives, Blu-ray disk drives, redundant array of independent disks (RAID) systems, and digital versatile disk (DVD) drives.

[0105] The machine executable instructions **1032** of FIGS. **3-8** may be stored in the mass storage device **1028**, in the volatile memory **1014**, in the non-volatile memory **1016**, and/or on a removable non-transitory computer readable storage medium such as a CD or DVD.

[0106] FIG. **11** is a block diagram of an example processor platform **1100** structured to execute the instructions of FIG. **9** to implement the example blockchain **116** and/or the example object monitoring serve **118** of FIG. **1**. In some examples, the processor platform **1100** can be used to implement an Edge node in an edge computing environment. The processor platform **1100** can be, for example, a server, a personal computer, a workstation, a web plugin tool, a self-learning machine (e.g., a neural network), a mobile device (e.g., a cell phone, a smart phone, a tablet such as an iPad'), an Internet appliance, or any other type of computing device.

[0107] The processor platform **1100** of the illustrated example includes a processor **1112**. The processor **1112** of the illustrated example is hardware. For example, the processor **1112** can be implemented by one or more integrated circuits, logic circuits, microprocessors, GPUs, DSPs, or controllers from any desired family or manufacturer. The hardware processor may be a semiconductor based (e.g., silicon based) device.

[0108] The processor **1112** of the illustrated example includes a local memory **1113** (e.g., a cache). The processor **1112** of the illustrated example is in communication with a main memory including a volatile memory **1114** and a non-volatile memory **1116** via a bus **1118**. The volatile memory **1114** may be implemented by Synchronous Dynamic Random Access Memory (SDRAM), Dynamic Random Access Memory (DRAM), RAMBUS® Dynamic Random Access Memory (RDRAM®) and/or any other type of random access memory device. The non-volatile memory **1116** may be implemented by flash memory and/or any other desired type of memory device. Access to the main memory **1114**, **1116** is controlled by a memory controller.

[0109] The processor platform **1100** of the illustrated example also includes an interface circuit **1120**. The interface circuit **1120** may be implemented by any type of interface standard, such as an Ethernet interface, a universal serial bus (USB), a Bluetooth® interface, a near field communication (NFC) interface, and/or a PCI express interface. In this example, the interface circuit **1130** implemented the example network interface **202** of FIG. **2**.

[0110] In the illustrated example, one or more input devices **1122** are connected to the interface circuit **1120**. The input device(s) **1122** permit(s) a user to enter data and/or commands into the processor **1112**. The input device(s) can be implemented by, for example, an audio sensor, a microphone, a camera (still or video), a keyboard, a button, a

mouse, a touchscreen, a track-pad, a trackball, isopoint and/or a voice recognition system.

[0111] One or more output devices **1124** are also connected to the interface circuit **1120** of the illustrated example. The output devices **1124** can be implemented, for example, by display devices (e.g., a light emitting diode (LED), an organic light emitting diode (OLED), a liquid crystal display (LCD), a cathode ray tube display (CRT), an in-place switching (IPS) display, a touchscreen, etc.), a tactile output device, a printer and/or speaker. The interface circuit **1120** of the illustrated example, thus, typically includes a graphics driver card, a graphics driver chip and/or a graphics driver processor.

[0112] The interface circuit **1120** of the illustrated example also includes a communication device such as a transmitter, a receiver, a transceiver, a modem, a residential gateway, a wireless access point, and/or a network interface to facilitate exchange of data with external machines (e.g., computing devices of any kind) via a network **1126**. The communication can be via, for example, an Ethernet connection, a digital subscriber line (DSL) connection, a telephone line connection, a coaxial cable system, a satellite system, a line-of-site wireless system, a cellular telephone system, etc.

[0113] The processor platform **1100** of the illustrated example also includes one or more mass storage devices **1128** for storing software and/or data. Examples of such mass storage devices **1128** include floppy disk drives, hard drive disks, compact disk drives, Blu-ray disk drives, redundant array of independent disks (RAID) systems, and digital versatile disk (DVD) drives.

[0114] The machine executable instructions **1132** of FIG. **9** may be stored in the mass storage device **1128**, in the volatile memory **1114**, in the non-volatile memory **1116**, and/or on a removable non-transitory computer readable storage medium such as a CD or DVD.

[0115] From the foregoing, it will be appreciated that example methods, apparatus and articles of manufacture have been disclosed that determine provenance for data supply chains. The disclosed methods, apparatus and articles of manufacture improve the efficiency of using a computing device by facilitate tracking of various types of data, thereby allowing media creators to protect intellectual property rights in a distributed and decentralized data ecosystem. Examples disclosed herein allow media owners to independently audit inferences generated by AI-driven entities. Examples disclosed herein provide automatic merges of data that results in new compositions that can be tracked through a data supply chain. Examples disclosed herein a computational infrastructure that can host a decentralized workload and provide AI platform security components for enhancing security of the system and the data being processed within the system. The disclosed methods, apparatus and articles of manufacture are accordingly directed to one or more improvement(s) in the functioning of a computer.

[0116] Example methods, apparatus, systems, and articles of manufacture to determine provenance for data supply chains are disclosed herein. Further examples and combinations thereof include the following: Example 1 includes a non-transitory computer readable storage medium comprising data which may be configured into executable instructions and, when configured and executed, cause one or more processors to at least in response to data being generated, generate a local data object and object metadata corresponding to the data, hash the local data object, generate a hash of a label of the local data object, generate a hierarchical data structure for the data including the hash of the local data object and the hash of the label of the local data object, generate a data supply chain object including the hierarchical data structure, and transmit the data and the data supply chain object to a device that requested access to the data.

[0117] Example 2 includes the computer readable storage medium of example 1, wherein the instructions cause the one or more processors to encode the data supply chain object according to a format of the data.

[0118] Example 3 includes the computer readable storage medium of example 1, wherein the instructions cause the one or more processors to encrypt the data supply chain object using homomorphic encryption.

[0119] Example 4 includes the computer readable storage medium of example 1, wherein the instructions cause the one or more processors to add a tool for transforming the data into the data supply chain object.

[0120] Example 5 includes the computer readable storage medium of example 1, wherein the instructions cause the one or more processors to apply a data serialization format to the data supply chain object.

[0121] Example 6 includes the computer readable storage medium of example 1, wherein the instructions cause the one or more processors to link the data supply chain object to the data.

[0122] Example 7 includes the computer readable storage medium of example 1, wherein the instructions cause the one or more processors to update the data supply chain object to reflect at least one of an access of the data or a transformation of the data.

[0123] Example 8 includes the computer readable storage medium of example 7, wherein the instructions cause the one or more processors to decrypt the data supply chain object using homomorphic decryption.

[0124] Example 9 includes the computer readable storage medium of example 1, wherein the instructions cause the one or more processors to transmit the data supply chain object to at least one of a blockchain or an object monitoring service to at least one of (a) enforce a contract corresponding to the data, (b) record revisions to the data, (c) enforce data provenance, or (d) track the data.

[0125] Example 10 includes an apparatus to generate a data supply chain object, the apparatus comprising a data structure generator to, in response to data being generated, generate a local data object and object metadata corresponding to the data, an encryptor to hash the local data object, and generate a hash of a label of the local data object, the data structure generator to generate a hierarchical data structure for the data including the hash of the local data object and the hash of the label of the local data object, and generate a data supply chain object including the hierarchical data structure, and an interface to transmit the data and the data supply chain object to a device that requested access to the data.

[0126] Example 11 includes the apparatus of example 10, further including an encoder to encode the data supply chain object according to a format of the data.

[0127] Example 12 includes the apparatus of example 10, wherein the encryptor is to encrypt the data supply chain object using homomorphic encryption.

[0128] Example 13 includes the apparatus of example 10, wherein data structure generator is to add a tool for transforming the data into the data supply chain object.

[0129] Example 14 includes the apparatus of example 10, further including an encoder to apply a data serialization format to the data supply chain object.

[0130] Example 15 includes the apparatus of example 10, further including a file processor to link the data supply chain object to the data.

[0131] Example 16 includes the apparatus of example 10, wherein the data structure generator to update the data supply chain object to reflect at least one of an access of the data or a transformation of the data.

[0132] Example 17 includes the apparatus of example 16, further including a decryptor to decrypt the data supply chain object using homomorphic decryption.

[0133] Example 18 includes the apparatus of example 10, wherein the interface is to transmit the data supply chain object to at least one of a blockchain or an object monitoring service to at least one of (a) enforce a contract corresponding to the data, (b) record revisions to the data, (c) enforce data provenance, or (d) track the data.

[0134] Example 19 includes a method for generating a data supply chain object, the method comprising in response to data being generated, generating, by executing an instruction with a processor, a local data object and object metadata corresponding to the data, hashing, by executing an instruction with the processor, the local data object, generating, by executing an instruction with the processor, a hash of a label of the local data object, generating, by executing an instruction with the processor, a hierarchical data structure for the data including the hash of the local data object and the hash of the label of the local data object, generating, by executing an instruction with the processor, a data supply chain object including the hierarchical data structure, and transmitting the data and the data supply chain object to a device that requested access to the data.

[0135] Example 20 includes the method of example 19, further including encoding the data supply chain object according to a format of the data.

[0136] Example 21 includes the method of example 19, further including encrypting the data supply chain object using homomorphic encryption.

[0137] Example 22 includes the method of example 19, further including adding a tool for transforming the data into the data supply chain object.

[0138] Example 23 includes the method of example 19, further including applying a data serialization format to the data supply chain object.

[0139] Example 24 includes the method of example 19, further including linking the data supply chain object to the data.

[0140] Example 25 includes the method of example 19, further including updating the data supply chain object to reflect at least one of an access of the data or a transformation of the data.

[0141] Example 26 includes the method of example 25, further including decrypting the data supply chain object using homomorphic decryption.

[0142] Example 27 includes the method of example 19, further including transmitting the data supply chain object to at least one of a blockchain or an object monitoring service to at least one of (a) enforce a contract corresponding to the data, (b) record revisions to the data, (c) enforce data provenance, or (d) track the data.

[0143] Example 28 includes an apparatus to generate a data supply chain object, the apparatus including means for, in response to data being generated, generating a local data object and object metadata corresponding to the data, means for hashing the local data object, and hashing a label of the local data object, the generating means to generate a hierarchical data structure for the data including the hash of the local data object and the hash of the label of the local data object, and generate a data supply chain object including the hierarchical data structure, and means for transmitting the data and the data supply chain object to a device that requested access to the data.

[0144] Example 29 includes the apparatus of example 28, further including means for encoding the data supply chain object according to a format of the data.

[0145] Example 30 includes the apparatus of example 28, further including means for encrypting the data supply chain object using homomorphic encryption.

[0146] Example 31 includes the apparatus of example 28, wherein the generating means is to add a tool for transforming the data into the data supply chain object.

[0147] Example 32 includes the apparatus of example 28, further including means for applying a data serialization format to the data supply chain object.

[0148] Example 33 includes the apparatus of example 28, further including means for linking the data supply chain object to the data.

[0149] Example 34 includes the apparatus of example 28, wherein the generating means is to update the data supply chain object to reflect at least one of an access of the data or a transformation of the data.

[0150] Example 35 includes the apparatus of example 34, further including means for decrypting the data supply chain object using homomorphic decryption.

[0151] Example 36 includes the apparatus of example 28, wherein the transmitting means is to transmit the data supply chain object to at least one of a blockchain or an object monitoring service to at least one of (a) enforce a contract corresponding to the data, (b) record revisions to the data, (c) enforce data provenance, or (d) track the data.

[0152] Example 37 includes an apparatus to generate a data supply chain object, the apparatus comprising processor circuitry, and a memory including instructions which, when executed, cause the processor circuitry to in response to data being generated, generate a local data object and object metadata corresponding to the data, hash the local data object, generate a hash of a label of the local data object, generate a hierarchical data structure for the data including the hash of the local data object and the hash of the label of the local data object, generate a data supply chain object including the hierarchical data structure, and transmit the data and the data supply chain object to a device that requested access to the data.

[0153] Example 38 includes the apparatus of example 37, wherein the instructions cause the processor circuitry to encode the data supply chain object according to a format of the data.

[0154] Example 39 includes the apparatus of example 37, wherein the instructions cause the processor circuitry to encrypt the data supply chain object using homomorphic encryption.

[0155] Example 40 includes the apparatus of example 37, wherein the instructions cause the processor circuitry to add a tool for transforming the data into the data supply chain object.

[0156] Example 41 includes the apparatus of example 37, wherein the instructions cause the processor circuitry to apply a data serialization format to the data supply chain object.

[0157] Example 42 includes the apparatus of example 37, wherein the instructions cause the processor circuitry to link the data supply chain object to the data.

[0158] Example 43 includes the apparatus of example 37, wherein the instructions cause the processor circuitry to update the data supply chain object to reflect at least one of an access of the data or a transformation of the data.

[0159] Example 44 includes the apparatus of example 43, wherein the instructions cause the processor circuitry to decrypt the data supply chain object using homomorphic decryption.

[0160] Example 45 includes the apparatus of example 37, wherein the instructions cause the processor circuitry to transmit the data supply chain object to at least one of a blockchain or an object monitoring service to at least one of (a) enforce a contract corresponding to the data, (b) record revisions to the data, (c) enforce data provenance, or (d) track the data.

[0161] Example 46 includes a non-transitory computer readable storage medium comprising data which may be configured into executable instructions and, when configured and executed, cause one or more processors to at least generate a block corresponding to a change of a data supply chain object, include the block corresponding to the change of the data supply chain object in a blockchain tree structure, and track data corresponding to the data supply chain object based on the blockchain tree structure.

[0162] Example 47 includes the computer readable storage medium of example 46, wherein the instructions cause the one or more processors to track the data in response to an alert.

[0163] Example 48 includes the computer readable storage medium of example 46, wherein the instructions cause the one or more processors to transmit an authentication digest value to a processing device to identify that the data supply chain object has changed.

[0164] Example 49 includes the computer readable storage medium of example 46, wherein the instructions cause the one or more processors to use smart contracts to track the data.

[0165] Example 50 includes the computer readable storage medium of example 46, wherein the block is a first block, and the instructions cause the one or more processors to recognize a presence of a new data supply chain object using a distributed consensus algorithm, and include a second block for the new data supply chain in the blockchain tree structure.

[0166] Example 51 includes a method comprising generating, by executing an instruction with a processor, a block corresponding to a change of a data supply chain object, adding, by executing an instruction with the processor, the block corresponding to the change of the data supply chain object to a blockchain tree structure, and tracking, by executing an instruction with the processor, data corresponding to the data supply chain object based on the blockchain tree structure.

[0167] Example 52 includes the method of example 51, further including tracking the data in response to an alert.

[0168] Example 53 includes the method of example 51, further including transmitting an authentication digest value to a processing device to identify that the data supply chain object has changed.

[0169] Example 54 includes the method of example 51, wherein the tracking is based on smart contracts.

[0170] Example 55 includes the method of example 51, wherein the block is a first block, and further including recognizing a presence of a new data supply chain object using a distributed consensus algorithm, and including a second block for the new data supply chain in the blockchain tree structure.

[0171] Example 56 includes an apparatus comprising processor circuitry, and a memory including instructions which, when executed, cause the processor circuitry to generate a block corresponding to a change of a data supply chain object, add the block corresponding to the change of the data supply chain object to a blockchain tree structure, and track data corresponding to the data supply chain object based on the blockchain tree structure.

[0172] Example 57 includes the apparatus of example 56, wherein the instructions cause the processor circuitry to track the data in response to an alert.

[0173] Example 58 includes the apparatus of example 56, wherein the instructions cause the processor circuitry to transmit an authentication digest value to a processing device to identify that the data supply chain object has changed.

[0174] Example 59 includes the apparatus of example 56, wherein the instructions cause the processor circuitry to track the data using smart contracts.

[0175] Example 60 includes the apparatus of example 56, wherein the block is a first block, and the instructions cause the processor circuitry to recognize a presence of a new data supply chain object using a distributed consensus algorithm, and include a second block for the new data supply chain in the blockchain tree structure.

[0176] Although certain example methods, apparatus and articles of manufacture have been disclosed herein, the scope of coverage of this patent is not limited thereto. On the contrary, this patent covers all methods, apparatus and articles of manufacture fairly falling within the scope of the claims of this patent.

[0177] The following claims are hereby incorporated into this Detailed Description by this reference, with each claim standing on its own as a separate embodiment of the present disclosure.

1. A non-transitory computer readable storage medium comprising data which may be configured into executable instructions and, when configured and executed, cause one or more processors to at least:

in response to data being generated, generate a local data object and object metadata corresponding to the data;

hash the local data object;

generate a hash of a label of the local data object;

generate a hierarchical data structure for the data including the hash of the local data object and the hash of the label of the local data object;

generate a data supply chain object including the hierarchical data structure; and

transmit the data and the data supply chain object to a device that requested access to the data.

2. The computer readable storage medium of claim **1**, wherein the instructions cause the one or more processors to encode the data supply chain object according to a format of the data.

3. The computer readable storage medium of claim **1**, wherein the instructions cause the one or more processors to encrypt the data supply chain object using homomorphic encryption.

4. The computer readable storage medium of claim **1**, wherein the instructions cause the one or more processors to add a tool for transforming the data into the data supply chain object.

5. The computer readable storage medium of claim **1**, wherein the instructions cause the one or more processors to apply a data serialization format to the data supply chain object.

6. The computer readable storage medium of claim **1**, wherein the instructions cause the one or more processors to link the data supply chain object to the data.

7. The computer readable storage medium of claim **1**, wherein the instructions cause the one or more processors to update the data supply chain object to reflect at least one of an access of the data or a transformation of the data.

8. The computer readable storage medium of claim **7**, wherein the instructions cause the one or more processors to decrypt the data supply chain object using homomorphic decryption.

9. The computer readable storage medium of claim **1**, wherein the instructions cause the one or more processors to transmit the data supply chain object to at least one of a blockchain or an object monitoring service to at least one of (a) enforce a contract corresponding to the data, (b) record revisions to the data, (c) enforce data provenance, or (d) track the data.

10. An apparatus to generate a data supply chain object, the apparatus comprising:

a data structure generator to, in response to data being generated, generate a local data object and object metadata corresponding to the data;

an encryptor to:

hash the local data object; and

generate a hash of a label of the local data object;

the data structure generator to:

generate a hierarchical data structure for the data including the hash of the local data object and the hash of the label of the local data object; and

generate a data supply chain object including the hierarchical data structure; and

an interface to transmit the data and the data supply chain object to a device that requested access to the data.

11. The apparatus of claim **10**, further including an encoder to encode the data supply chain object according to a format of the data.

12. The apparatus of claim **10**, wherein the encryptor is to encrypt the data supply chain object using homomorphic encryption.

13. The apparatus of claim **10**, wherein data structure generator is to add a tool for transforming the data into the data supply chain object.

14. The apparatus of claim **10**, further including an encoder to apply a data serialization format to the data supply chain object.

15. The apparatus of claim **10**, further including a file processor to link the data supply chain object to the data.

16. The apparatus of claim **10**, wherein the data structure generator to update the data supply chain object to reflect at least one of an access of the data or a transformation of the data.

17. The apparatus of claim **16**, further including a decryptor to decrypt the data supply chain object using homomorphic decryption.

18. The apparatus of claim **10**, wherein the interface is to transmit the data supply chain object to at least one of a blockchain or an object monitoring service to at least one of (a) enforce a contract corresponding to the data, (b) record revisions to the data, (c) enforce data provenance, or (d) track the data.

19. (canceled)

20. (canceled)

21. (canceled)

22. (canceled)

23. (canceled)

24. (canceled)

25. (canceled)

26. (canceled)

27. (canceled)

28. An apparatus to generate a data supply chain object, the apparatus including:

means for, in response to data being generated, generating a local data object and object metadata corresponding to the data;

means for:

hashing the local data object; and

hashing a label of the local data object;

the generating means to:

generate a hierarchical data structure for the data including the hash of the local data object and the hash of the label of the local data object; and

generate a data supply chain object including the hierarchical data structure; and

means for transmitting the data and the data supply chain object to a device that requested access to the data.

29. The apparatus of claim **28**, further including means for encoding the data supply chain object according to a format of the data.

30. The apparatus of claim **28**, further including means for encrypting the data supply chain object using homomorphic encryption.

31. The apparatus of claim **28**, wherein the generating means is to add a tool for transforming the data into the data supply chain object.

32. The apparatus of claim **28**, further including means for applying a data serialization format to the data supply chain object.

33. (canceled)

34. (canceled)

35. (canceled)

36. (canceled)

37. An apparatus to generate a data supply chain object, the apparatus comprising:

processor circuitry; and

a memory including instructions which, when executed, cause the processor circuitry to:

in response to data being generated, generate a local data object and object metadata corresponding to the data;

hash the local data object;

generate a hash of a label of the local data object;

generate a hierarchical data structure for the data including the hash of the local data object and the hash of the label of the local data object;

generate a data supply chain object including the hierarchical data structure; and

transmit the data and the data supply chain object to a device that requested access to the data.

38. The apparatus of claim **37**, wherein the instructions cause the processor circuitry to encode the data supply chain object according to a format of the data.

39. (canceled)

40. (canceled)

41. (canceled)

42. (canceled)

43. (canceled)

44. (canceled)

45. (canceled)

46. (canceled)

47. (canceled)

48. (canceled)

49. (canceled)

50. (canceled)

51. (canceled)

52. (canceled)

53. (canceled)

54. (canceled)

55. (canceled)

56. (canceled)

57. (canceled)

58. (canceled)

59. (canceled)

60. (canceled)

* * * * *