



US00D337362S

United States Patent [19]

Goldstein et al.

[11] Patent Number: Des. 337,362

[45] Date of Patent: ** Jul. 13, 1993

[54] EXERCISE STEP

[75] Inventors: Eric Goldstein, Roswell; William J. Saunders, Lithonia; Edward Leftwich, Decatur, all of Ga.

[73] Assignee: The Step Company, Atlanta, Ga.

[**] Term: 14 Years

[21] Appl. No.: 723,648

[22] Filed: Jul. 1, 1991

[52] U.S. Cl. D21/191

[58] Field of Search D21/191; 482/52; D6/349, 367; 297/439; 108/144, 11, 12, 156

[56] References Cited

U.S. PATENT DOCUMENTS

D. 267,969	2/1983	Rodger	D6/349
D. 268,280	3/1983	Rodger	D6/349
D. 280,052	8/1985	Hypponen	D6/349
D. 298,266	10/1988	Reyneke	D21/191
D. 313,521	1/1991	Hassel et al.	D6/349
D. 320,702	10/1991	Dewing	D6/349
4,984,785	1/1991	Wilkinson	482/52
5,037,084	8/1991	Flor	482/52
5,050,861	9/1991	Thomas et al.	482/52
5,069,444	12/1991	Wilkinson	482/128

Primary Examiner—Bernard Ansher

Assistant Examiner—P. Hyder

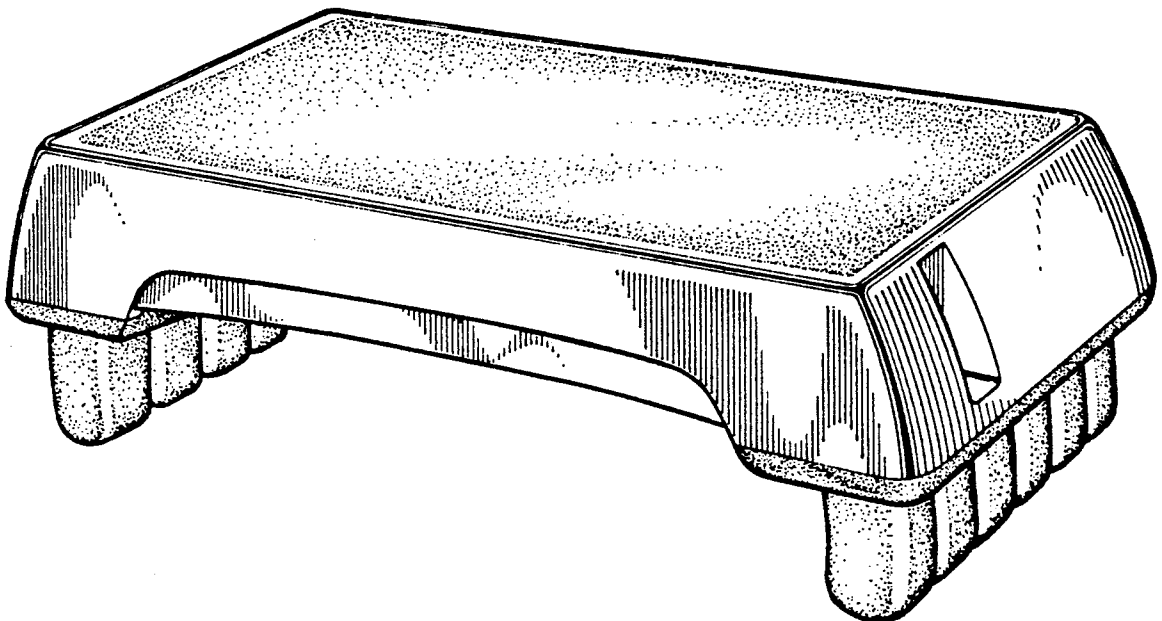
Attorney, Agent, or Firm—Needle & Rosenberg

[57] CLAIM

The ornamental design for an exercise step, as shown.

DESCRIPTION

FIG. 1 is a perspective view of an exercise step, showing my new design;
FIG. 2 is a right side elevational view thereof;
FIG. 3 is a left side elevational view thereof;
FIG. 4 is a front elevational view thereof;
FIG. 5 is a top plan view thereof;
FIG. 6 is a rear elevational view thereof;
FIG. 7 is a bottom plan view thereof;
FIG. 8 is a perspective view of a second modified embodiment thereof;
FIG. 9 is a right side elevational view thereof;
FIG. 10 is a left side elevational view thereof;
FIG. 11 is a front elevational view thereof;
FIG. 12 is a top plan view thereof;
FIG. 13 is a rear elevational view thereof;
FIG. 14 is a bottom plan view thereof;
FIG. 15 is a perspective view of a third modified embodiment thereof;
FIG. 16 is a right side elevational view thereof;
FIG. 17 is a left side elevational view thereof;
FIG. 18 is a front elevational view thereof;
FIG. 19 is a top plan view thereof;
FIG. 20 is a rear elevational view thereof; and,
FIG. 21 is a bottom plan view thereof.



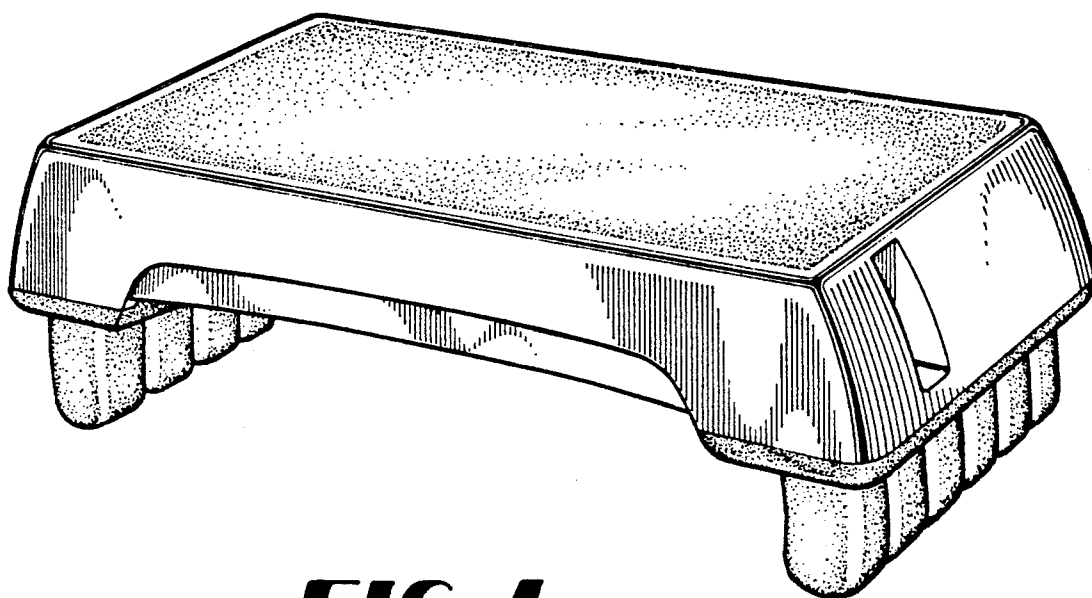


FIG 1

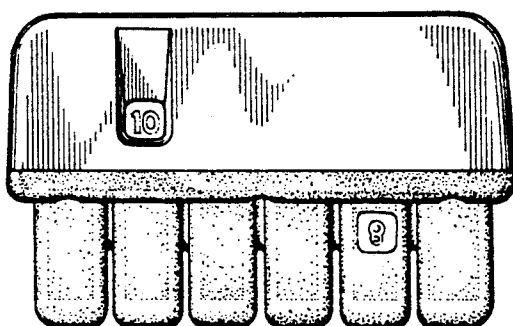


FIG 2

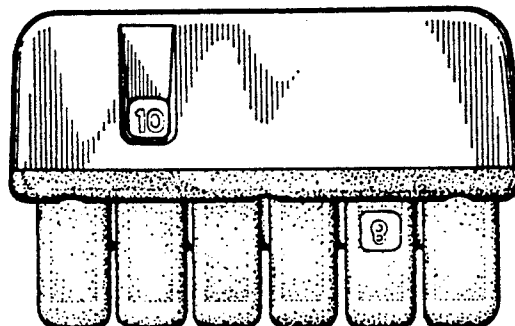


FIG 3

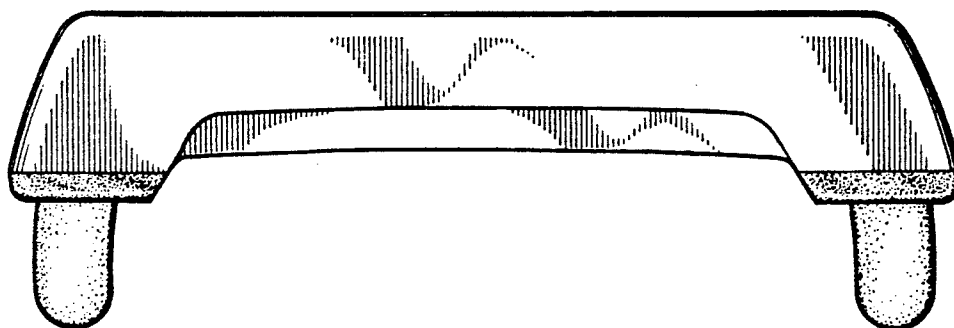


FIG 4



FIG 5

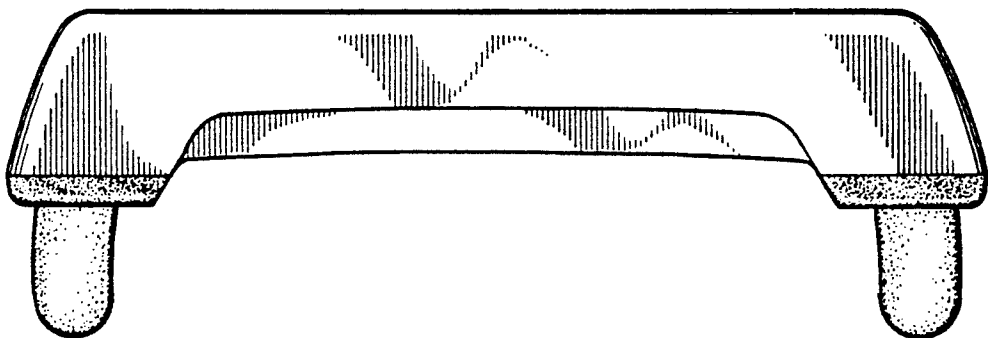


FIG 6

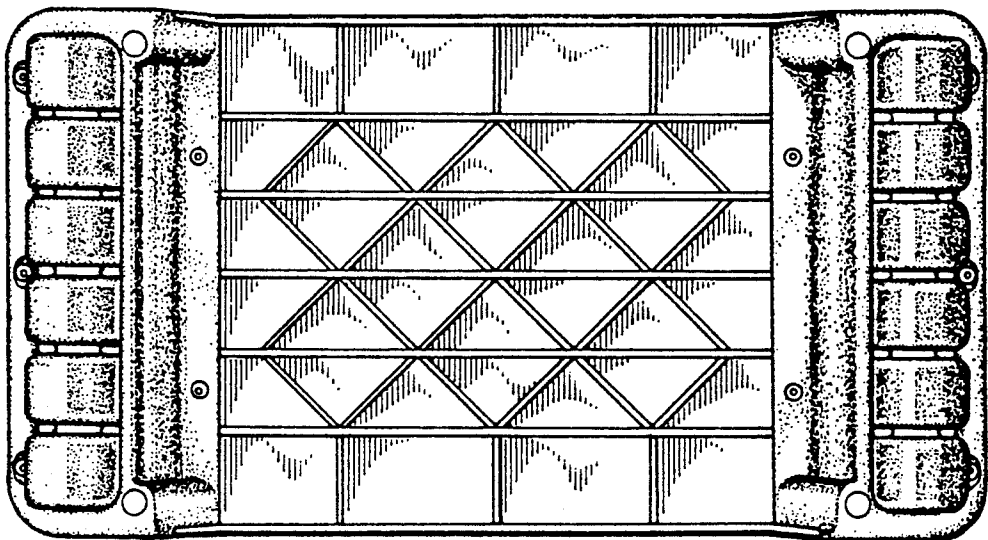


FIG 7

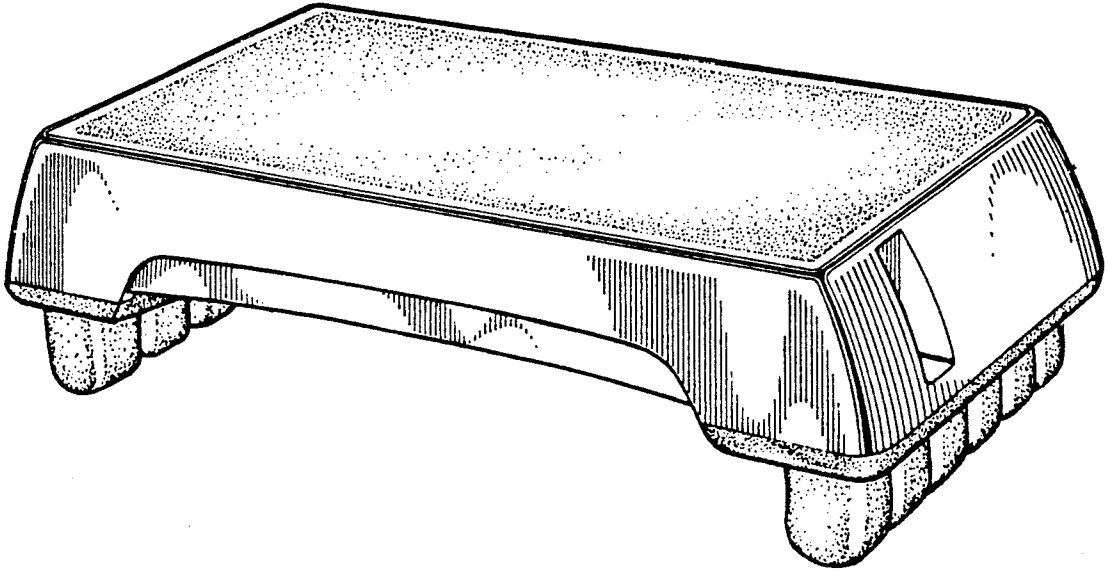


FIG 8

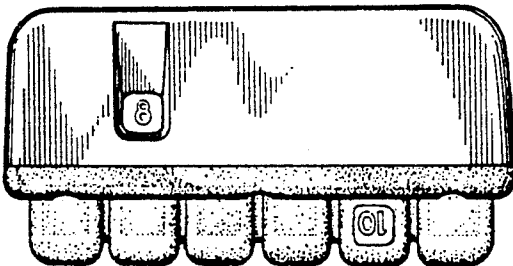


FIG 9

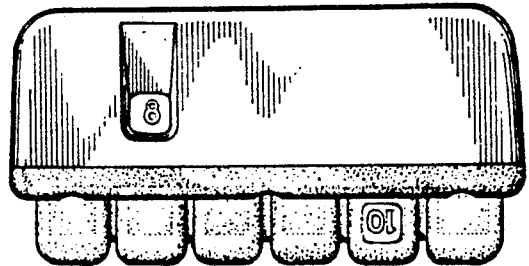


FIG 10

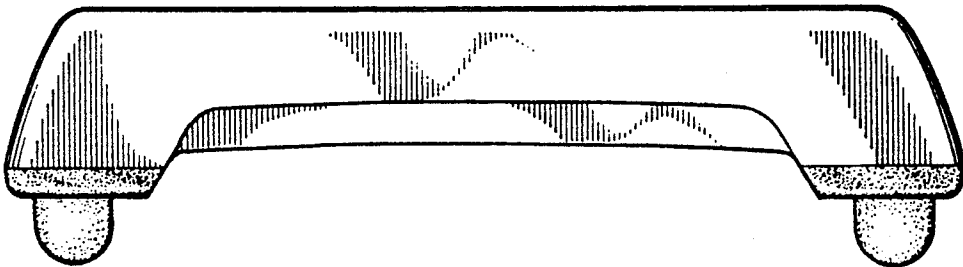


FIG 11



FIG 12

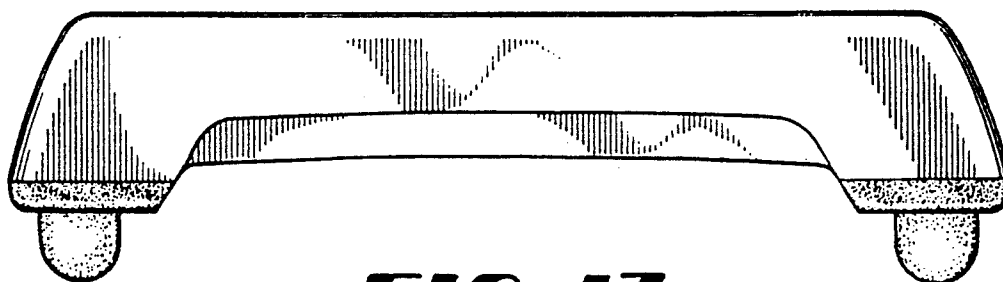


FIG 13

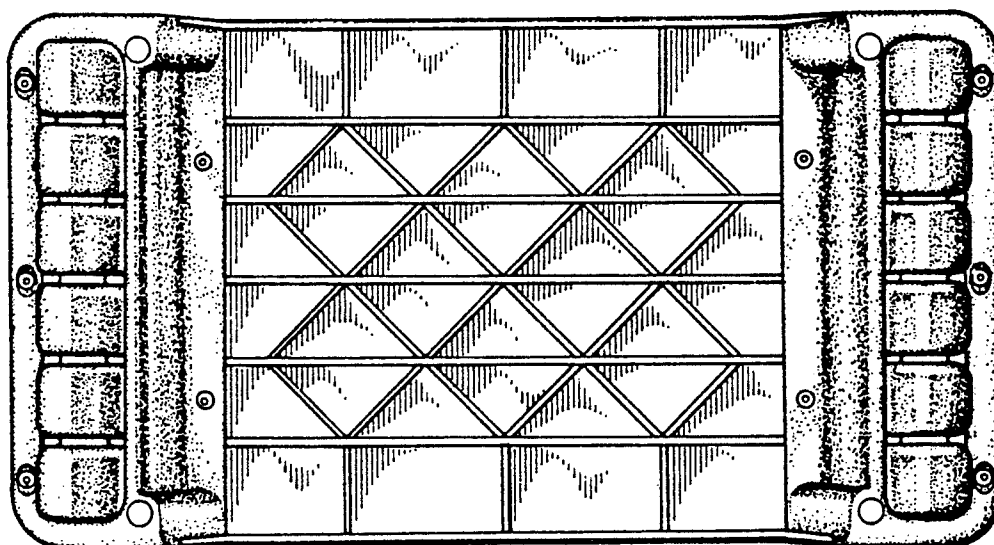


FIG 14

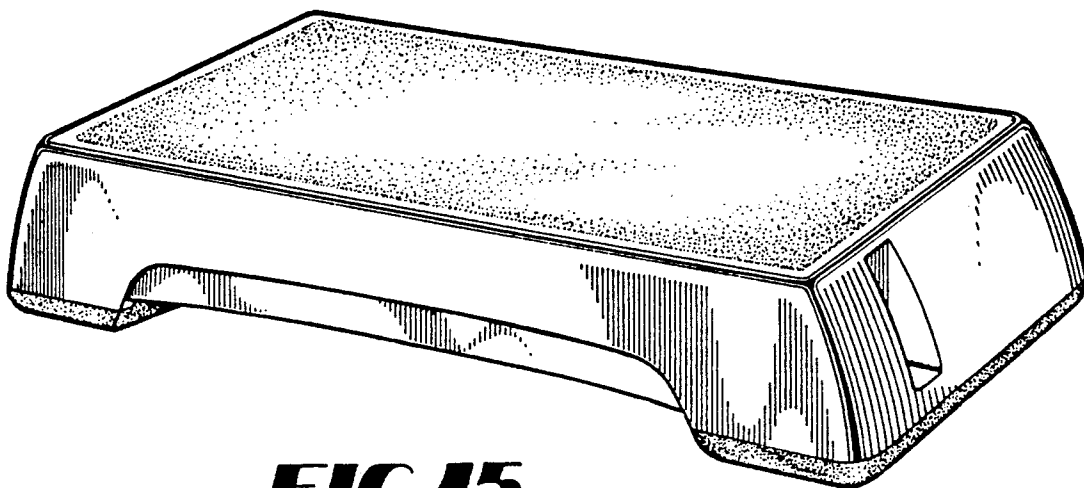


FIG 15

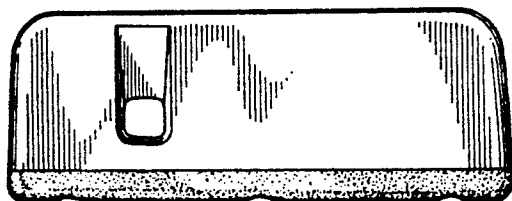


FIG 16

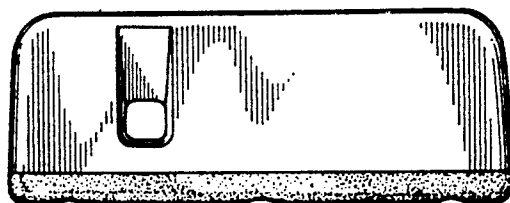


FIG 17

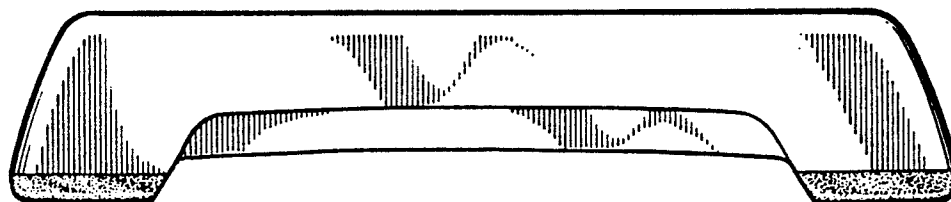


FIG 18




FIG 19

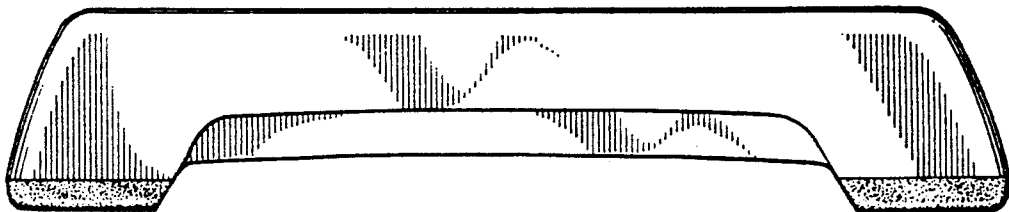


FIG 20

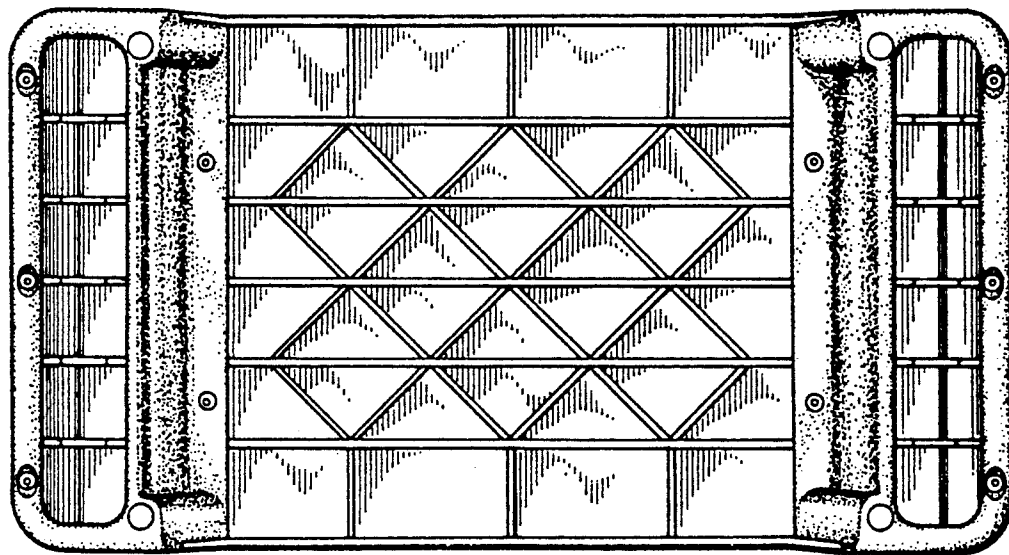


FIG 21