



US008352107B2

(12) **United States Patent**  
**Hyde et al.**

(10) **Patent No.:** **US 8,352,107 B2**  
(45) **Date of Patent:** **Jan. 8, 2013**

(54) **VEHICLE SYSTEM FOR VARIED COMPLIANCE BENEFITS**

(56) **References Cited**

(75) Inventors: **Roderick A. Hyde**, Redmond, WA (US);  
**Muriel Y. Ishikawa**, Livermore, CA (US); **Jordin T. Kare**, Seattle, WA (US);  
**Thomas J. Nugent, Jr.**, Bellevue, WA (US); **Clarence T. Tegreene**, Bellevue, WA (US);  
**Charles Whitmer**, North Bend, WA (US); **Lowell L. Wood, Jr.**, Bellevue, WA (US); **Victoria Y. H. Wood**, Livermore, CA (US)

U.S. PATENT DOCUMENTS  
5,790,976 A 8/1998 Boll et al.  
6,026,784 A 2/2000 Weisman et al.  
(Continued)

FOREIGN PATENT DOCUMENTS  
DE 102004047258 A1 \* 4/2006  
(Continued)

OTHER PUBLICATIONS

Study on the Application Strategies and Process Design of BTO:A Bus Manufacturing Case in China; Ma Yubo; Chen Rongqiu; Zhang Xiang; Wireless Communications, Networking and Mobile Computing, 2007. WiCom 2007. International Conference on Digital Object Identifier: 10.1109/WICOM.2007.1050; Publication Year: 2007 , pp. 4257-4260.\*

(Continued)

(73) Assignee: **The Invention Science Fund I, LLC**, Bellevue, WA (US)

(\*) Notice: Subject to any disclaimer, the term of this patent is extended or adjusted under 35 U.S.C. 154(b) by 507 days.

(21) Appl. No.: **12/587,129**

*Primary Examiner* — Cuong H Nguyen

(22) Filed: **Sep. 30, 2009**

(74) *Attorney, Agent, or Firm* — Kory D. Christensen; Stoel Rives, LLP

(65) **Prior Publication Data**

US 2011/0029182 A1 Feb. 3, 2011

**Related U.S. Application Data**

(63) Continuation-in-part of application No. 12/587,017, filed on Sep. 29, 2009, and a continuation-in-part of application No. 12/462,207, filed on Jul. 29, 2009.

(51) **Int. Cl.**  
**G06F 7/00** (2006.01)  
**G06F 17/00** (2006.01)

(52) **U.S. Cl.** ..... **701/22**; 701/31.4; 705/14.1; 705/14.25; 705/35; 705/39; 903/903

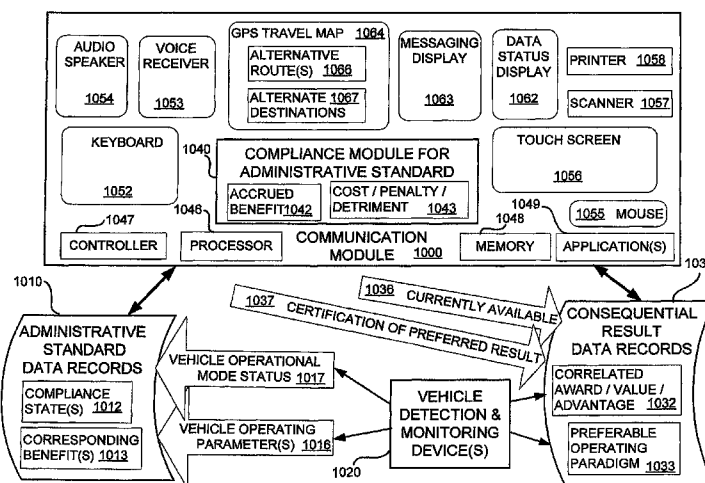
(58) **Field of Classification Search** ..... 701/29, 701/31.4, 22, 14.1, 36; 903/930, 903; 185/65.265; 705/35, 39, 14.1, 14.25

See application file for complete search history.

(57) **ABSTRACT**

Exemplary methods, systems and components enable selective control of an operational mode for a vehicle that is subject to an administrative standard. In some instances a qualified person or entity may attain a possible consequential result related to a user-selected vehicle operation mode that may involve a vehicle operation paradigm and/or a vehicle travel route and/or a vehicle travel destination. In some embodiments, implementation of the selected vehicle operation mode may modify a conformity status of the vehicle relative to the administrative standard. Various accessible records may be maintained regarding administrative compliance states and their respective benefits, as well as regarding certification of preferable consequential results available to qualified recipients based on a correlated vehicle operational mode.

**58 Claims, 42 Drawing Sheets**



## U.S. PATENT DOCUMENTS

|              |      |         |                   |           |
|--------------|------|---------|-------------------|-----------|
| 6,081,042    | A    | 6/2000  | Tabata et al.     |           |
| 6,112,151    | A    | 8/2000  | Kruse             |           |
| 6,647,328    | B2   | 11/2003 | Walker            |           |
| 6,694,247    | B2 * | 2/2004  | Hameleers et al.  | 701/117   |
| 6,792,348    | B2 * | 9/2004  | Hameleers et al.  | 701/117   |
| 6,850,824    | B2   | 2/2005  | Breed             |           |
| 7,228,226    | B1   | 6/2007  | Munro et al.      |           |
| 7,365,633    | B2   | 4/2008  | Inoue et al.      |           |
| 7,469,171    | B2   | 12/2008 | Tefft et al.      |           |
| 7,844,370    | B2 * | 11/2010 | Pollack et al.    | 700/291   |
| 7,925,399    | B2   | 4/2011  | Comeau et al.     |           |
| 7,949,435    | B2 * | 5/2011  | Pollack et al.    | 700/291   |
| 7,991,665    | B2 * | 8/2011  | Hafner et al.     | 705/35    |
| 2002/0046144 | A1 * | 4/2002  | Graff             | 705/36    |
| 2002/0062190 | A1 * | 5/2002  | Hameleers et al.  | 701/117   |
| 2002/0065599 | A1 * | 5/2002  | Hameleers et al.  | 701/117   |
| 2002/0080048 | A1 * | 6/2002  | Choi              | 340/988   |
| 2003/0014342 | A1 * | 1/2003  | Vande Pol         | 705/36    |
| 2003/0182026 | A1   | 9/2003  | Awada et al.      |           |
| 2004/0004539 | A1   | 1/2004  | Collins           |           |
| 2004/0117217 | A1   | 6/2004  | Reber et al.      |           |
| 2005/0031100 | A1   | 2/2005  | Iggulden et al.   |           |
| 2005/0086100 | A1   | 4/2005  | Yanagisawa et al. |           |
| 2005/0173523 | A1   | 8/2005  | Yushio et al.     |           |
| 2006/0129313 | A1   | 6/2006  | Becker et al.     |           |
| 2006/0255967 | A1   | 11/2006 | Woo et al.        |           |
| 2006/0287783 | A1   | 12/2006 | Walker            |           |
| 2007/0010942 | A1   | 1/2007  | Bill              |           |
| 2007/0018830 | A1   | 1/2007  | Inoue et al.      |           |
| 2007/0073455 | A1   | 3/2007  | Oyobe et al.      |           |
| 2007/0112631 | A1   | 5/2007  | Voltmer et al.    |           |
| 2007/0143007 | A1   | 6/2007  | Durand            |           |
| 2007/0152804 | A1   | 7/2007  | Breed et al.      |           |
| 2007/0173993 | A1 * | 7/2007  | Nielsen et al.    | 701/35    |
| 2007/0174004 | A1   | 7/2007  | Tenzer et al.     |           |
| 2007/0203625 | A1 * | 8/2007  | Quigley et al.    | 701/33    |
| 2008/0015744 | A1   | 1/2008  | Lund              |           |
| 2008/0039989 | A1 * | 2/2008  | Pollack et al.    | 701/22    |
| 2008/0091309 | A1   | 4/2008  | Walker            |           |
| 2008/0097857 | A1   | 4/2008  | Walker et al.     |           |
| 2008/0180280 | A1   | 7/2008  | Breed et al.      |           |
| 2008/0238678 | A1   | 10/2008 | De Castro et al.  |           |
| 2008/0249667 | A1   | 10/2008 | Horvitz et al.    |           |
| 2008/0249916 | A1   | 10/2008 | Kirch et al.      |           |
| 2008/0258936 | A1   | 10/2008 | Chitor et al.     |           |
| 2008/0300776 | A1   | 12/2008 | Petrisor et al.   |           |
| 2008/0308628 | A1   | 12/2008 | Payne et al.      |           |
| 2009/0005973 | A1   | 1/2009  | Salo et al.       |           |
| 2009/0018902 | A1   | 1/2009  | Miller et al.     |           |
| 2009/0030712 | A1   | 1/2009  | Bogolea et al.    |           |
| 2009/0076835 | A1   | 3/2009  | Carter et al.     |           |
| 2009/0140887 | A1   | 6/2009  | Breed et al.      |           |
| 2009/0171548 | A1   | 7/2009  | Hyde et al.       |           |
| 2009/0210302 | A1   | 8/2009  | Tashev et al.     |           |
| 2009/0219172 | A1   | 9/2009  | Wilbrod           |           |
| 2009/0259549 | A1   | 10/2009 | Winand et al.     |           |
| 2009/0287408 | A1   | 11/2009 | Gerdes et al.     |           |
| 2009/0313104 | A1 * | 12/2009 | Hafner et al.     | 705/14.25 |
| 2010/0076835 | A1   | 3/2010  | Silverman         |           |
| 2010/0076878 | A1   | 3/2010  | Burr et al.       |           |
| 2010/0222073 | A1   | 9/2010  | Aninye et al.     |           |
| 2010/0280884 | A1   | 11/2010 | Levine et al.     |           |
| 2011/0029170 | A1 * | 2/2011  | Hyde et al.       | 701/22    |
| 2011/0029171 | A1 * | 2/2011  | Hyde et al.       | 701/22    |
| 2011/0029173 | A1 * | 2/2011  | Hyde et al.       | 701/22    |
| 2011/0029182 | A1 * | 2/2011  | Hyde et al.       | 701/29    |
| 2011/0029358 | A1 * | 2/2011  | Hyde et al.       | 705/14.1  |
| 2011/0077805 | A1 * | 3/2011  | Hyde et al.       | 701/22    |
| 2011/0077806 | A1 * | 3/2011  | Hyde et al.       | 701/22    |
| 2011/0077807 | A1 * | 3/2011  | Hyde et al.       | 701/22    |
| 2011/0077808 | A1 * | 3/2011  | Hyde et al.       | 701/22    |
| 2011/0231182 | A1   | 9/2011  | Weider et al.     |           |

## FOREIGN PATENT DOCUMENTS

|    |         |      |         |
|----|---------|------|---------|
| EP | 1354735 | A1 * | 10/2003 |
| EP | 2501918 | A *  | 9/2012  |

|    |                |      |        |
|----|----------------|------|--------|
| WO | WO 2006032625  | A1 * | 3/2006 |
| WO | WO 2008/032075 | A1   | 3/2008 |
| WO | WO 2011062620  | A1 * | 5/2011 |

## OTHER PUBLICATIONS

Evaluating and improving the TCP/UDP performances of IEEE 802.11(p)/1609 networks; Shie-Yuan Wang; Hsi-Lu Chao; Kuang-Che Liu; Ting-Wei He; Chih-Che Lin; Chih-Liang Chou; Computers and Communications, 2008. ISCC 2008. IEEE Symposium on Digital Object Identifier: 10.1109/ISCC.2008.4625624; Publication Year: 2008, pp. 163-168.\*

Function, equipment, and field testing of a route guidance and information system for drivers (ALI); Braegas, P. Vehicular Technology, IEEE Transactions on; vol. 29, Issue: 2; Digital Object Identifier: 10.1109/T-VT.1980.23843 Publication Year: 1980, pp. 216-225.\*

Longitudinal control of heavy trucks in mixed traffic: environmental and fuel economy considerations; Zhang, J.; Ioannou, P.A. Intelligent Transportation Systems, IEEE Transactions on; vol. 7, Issue: 1; Digital Object Identifier: 10.1109/TITS.2006.869597 Publication Year: 2006, pp. 92-104.\*

Automated detection of all kinds of violations at a street intersection using real time individual vehicle tracking; Dae-Woon Lim; Sung-Hoon Choi; Joon-Suk Jun; Image Analysis and Interpretation, 2002. Proceedings. Fifth IEEE Southwest Symposium on Digital Object Identifier: 10.1109/IAI.2002.999903; Publication Year: 2002, pp. 126-129.\*

Modeling framework for the evaluation of alternative truck lane management strategies; Rakha, H.; El-Shawarby, I.; Sangjun Park; Arafah, M.; Intelligent Transportation Systems (ITSC), 2010 13th International IEEE Conference on; Digital Object Identifier: 10.1109/ITSC.2010.5625022; Publication Year: 2010, pp. 1025-1032.\*

Evaluation of opening bus lanes for private traffic triggered via V2X communication; Bieker, L.; Krajewicz, D.; Integrated and Sustainable Transportation System (FISTS), 2011 IEEE Forum on; Digital Object Identifier: 10.1109/FISTS.2011.5973627; Publication Year: 2011, pp. 48-53.\*

Examining the delay and environmental impacts of toll plaza characteristics; Robinson, M.; Van Aerde, M. Vehicle Navigation and Info. Systems Conf., 1995. Proceedings. In conjunction with the Pacific Rim TransTech Conf. 6th Inter. VNIS. 'A Ride into the Future'; Digital Object Id: 10.1109/VNIS.1995.518848; Pub. Year: 1995, pp. 259-266.\*

Discussion about Evaluation Method of Traffic Efficiency Adaptability of Bus Lane; Bai Yu; Xue Kun Intelligent Computation Technology and Automation, 2009. ICICTA '09. Second International Conference on vol. 3; Dig. Obj. Id. 10.1109/ICICTA.2009.602; Pub. Year: 2009, pp. 566-570.\*

"Congestion pricing takes a new twist with technology in I-15 HOV lane"; ksl.com; bearing a date of Oct. 22, 2009; 1 page; located at <http://www.ksl.com/index.php?nid=481&sid=8401873>.

U.S. Appl. No. 12/653,770, Hyde et al.

U.S. Appl. No. 12/653,769, Hyde et al.

U.S. Appl. No. 12/653,178, Hyde et al.

U.S. Appl. No. 12/653,177, Hyde et al.

U.S. Appl. No. 12/592,975, Hyde et al.

U.S. Appl. No. 12/592,974, Hyde et al.

U.S. Appl. No. 12/592,719, Hyde et al.

U.S. Appl. No. 12/592,716, Hyde et al.

U.S. Appl. No. 12/592,549, Hyde et al.

U.S. Appl. No. 12/592,546, Hyde et al.

U.S. Appl. No. 12/592,438, Hyde et al.

U.S. Appl. No. 12/592,276, Hyde et al.

U.S. Appl. No. 12/587,703, Hyde et al.

U.S. Appl. No. 12/587,237, Hyde et al.

U.S. Appl. No. 12/587,017, Hyde et al.

U.S. Appl. No. 12/586,918, Hyde et al.

U.S. Appl. No. 12/462,207, Hyde et al.

Henderson, Peter; "Electric car future may power a charging industry"; Thomson Reuters; bearing a date of Aug. 10, 2009; pp. 1-4; © Thomson Reuters 2009.

- Lowy, Joan; "Airlines seek to boost market for biofuels"; Yahoo! News; printed on Dec. 15, 2009; 1 page; © 2009 Yahoo! Inc.
- "BioFuel Africa Introduces Emission Lock™—Helps Encourage and Reward Use of Low-Emission Fuels and Vehicles"; Newswire Today; bearing a date of Mar. 17, 2009; p. 1.
- "Company Introduces Three Advanced Electric-drive Vehicle Prototypes"; Chrysler Media Services; bearing a date of Sep. 23, 2008; pp. 1-4.
- "Four-Seater Electric Car Unveiled"; BBC News; bearing a date of Apr. 30, 2009; p. 1: located at <http://newsvote.bbc.co.uk/mpapps/pagetools/print/news.bbc.co.uk/2/hi>; printed on May 13, 2009; BBC MMIX.
- Gunther, Marc; "Buffett Takes Charge"; Fortune; bearing a date of Apr. 27, 2009; pp. 45-50; vol. 159, No. 8.
- Jensen, Derek P.; "SLC May Plug in to Electric-Car Revolution"; The Salt Lake Tribune; bearing a date of Mar. 28, 2009; pp. 1-2; printed on Mar. 30, 2009.
- Kaho, Todd; "Fisker Plug-in Hybrid Coming in 2009"; bearing a date of Dec. 8, 2008; pp. 1-3.
- Keegan, Paul; "Recharging Detroit"; Fortune; bearing a date of Apr. 27, 2009; pp. 55-60; vol. 159, No. 8.
- LaGessee, David; "Top 10 in New Car Tech"; U.S. News & World Report; bearing a date of Friday, Apr. 24, 2009; pp. 1-3.
- LaMonica, Martin; "Plotting the Long Road to One Million Electric Cars"; CBS Interactive Inc.-CNET; bearing a date of Feb. 2, 2009; pp. 1-2.
- Locker, Jonathan I.; "OnStar: Big Brother's Eye in the Sky"; bearing a date of Feb. 14, 2008; pp. 1-2.
- Madslie, Jörn; "Electric Bikemaker Woos Commuters"; BBC News; bearing a date of May 12, 2009; pp. 1-3; located at <http://news.bbc.co.uk/2/hi/business/8017014.stm>; printed on May 13, 2009.
- Madslie, Jörn; "Mini Points to Electric Car Future"; BBC News; bearing a date of May 12, 2009; pp. 1-3; located at <http://news.bbc.co.uk/go/pr/fr/-/2/hi/business/7760787.stm>; printed on Apr. 16, 2009.
- "OVERHEAD CAM9000"; bearing a date of Feb. 14, 2008; p. 1.
- "Plan to Boost Electric Car Sales"; bearing a date of Apr. 16, 2009; pp. 1-5.
- "Plan to Boost Electric Car Sales"; BBC News; bearing a date of Apr. 16, 2009; pp. 1-3: located at <http://news.bbc.co.uk/go/pr/fr/-/2/hi/business/8001254.stm>; printed on May 13, 2009; BBC MMIX.
- Rogers, Paul; "Reversing Bush, Obama Allows California's Greenhouse Gas Rules to Take Effect"; The Mercury News; bearing a date of Jun. 30, 2009; pp. 1-3: located at <http://www.mercurynews.com/fdcp?1246404783966>; printed on Jun. 30, 2009.
- "SF Bay Charged Up for Electric Car Stations"; KIROTV.com; bearing a date of Friday, Nov. 21, 2008; pp. 1-2: located at <http://www.kirotv.com/print/18032522/detail.html>; printed on Dec. 11, 2008.
- Siuru, Bill; "Hyundai Lithium Polymer Hybrids Coming to the U.S."; bearing a date of Dec. 8, 2008; pp. 1-4.
- Siuru, Bill; "Korean E-Zone Neighborhood Electric Car"; bearing a date of Dec. 8, 2008; pp. 1-3.
- Taylor III, Alex; "The Great Electric Car Race"; Fortune; bearing a date of Apr. 27, 2009; pp. 38-42; vol. 159, No. 8.
- Thomas, Ken; "Obama's Plug-in Cars Goal Hard to Hit"; Deseret News; bearing a date of Apr. 15, 2009; pp. 1-2; Desert News Publishing Company; located at <http://www.deseretnews.com/article/0.5143.705297683.00.html>; printed on Apr. 16, 2009.
- Tollefson, Jeff; "Charging Up the Future"; Nature; bearing a date of Nov. 27, 2008; pp. 436-440; vol. 456; MacMillan Publishers Limited.
- Vlasic, Bill; "Stars Align for Maker of Electric Car Infrastructure"; International Herald Tribune; bearing a date of Monday, Feb. 9, 2009; pp. 1-3; The International Herald Tribune.
- Voelcker, John; "Top 10 Tech Cars"; IEEE Spectrum; pp. 1-19; located at <http://www.spectrum.ieee.org/print/6078>; printed on Apr. 30, 2009.
- Voelcker, John; "Top 10 Tech Cars of 2009"; IEEE Spectrum; pp. 1-17; located at <http://www.spectrum.ieee.org/print/8327>; printed on Apr. 30, 2009.
- Walton, Marsha; "Hybrids Trick out, Plug In"; CNN.com; pp. 1-3; located at <http://cnn.site.printthis.clickability.com/pt/cpt?action=Hybr>; printed on Sep. 30, 2008.
- Yuasa, Shino; "Nissan to Mass Produce Electric Cars in 2012"; Yahoo Finance; bearing a date of Tuesday, Jun. 23, 2009; located at <http://finance.yahoo.com/news/Nissan-to-mass-produce-apf-27088937>; : Yahoo.
- PCT International Search Report; International App. No. PCT/US2010/002993; Jan. 24, 2011; pp. 1-2.

\* cited by examiner

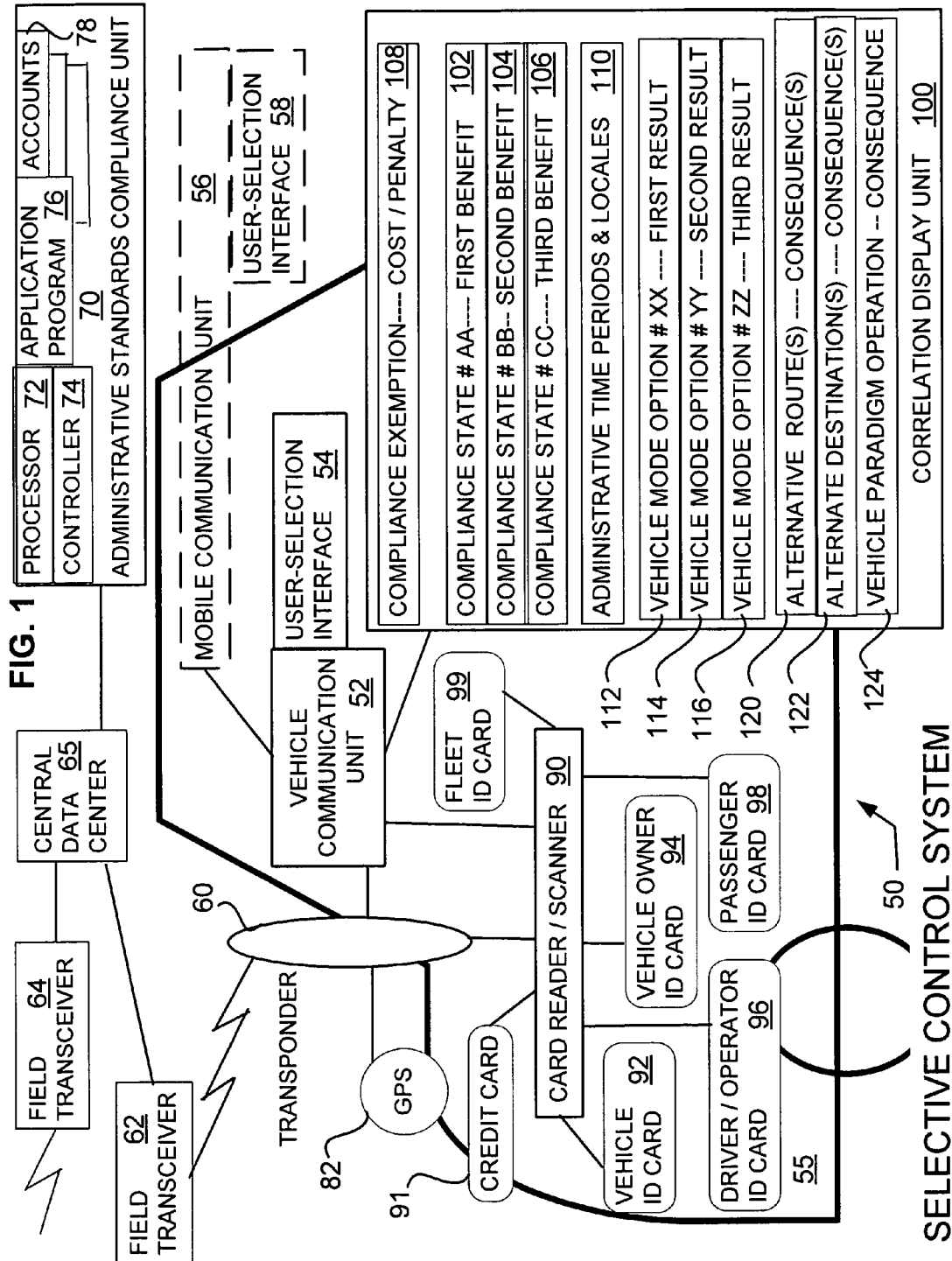


FIG. 2

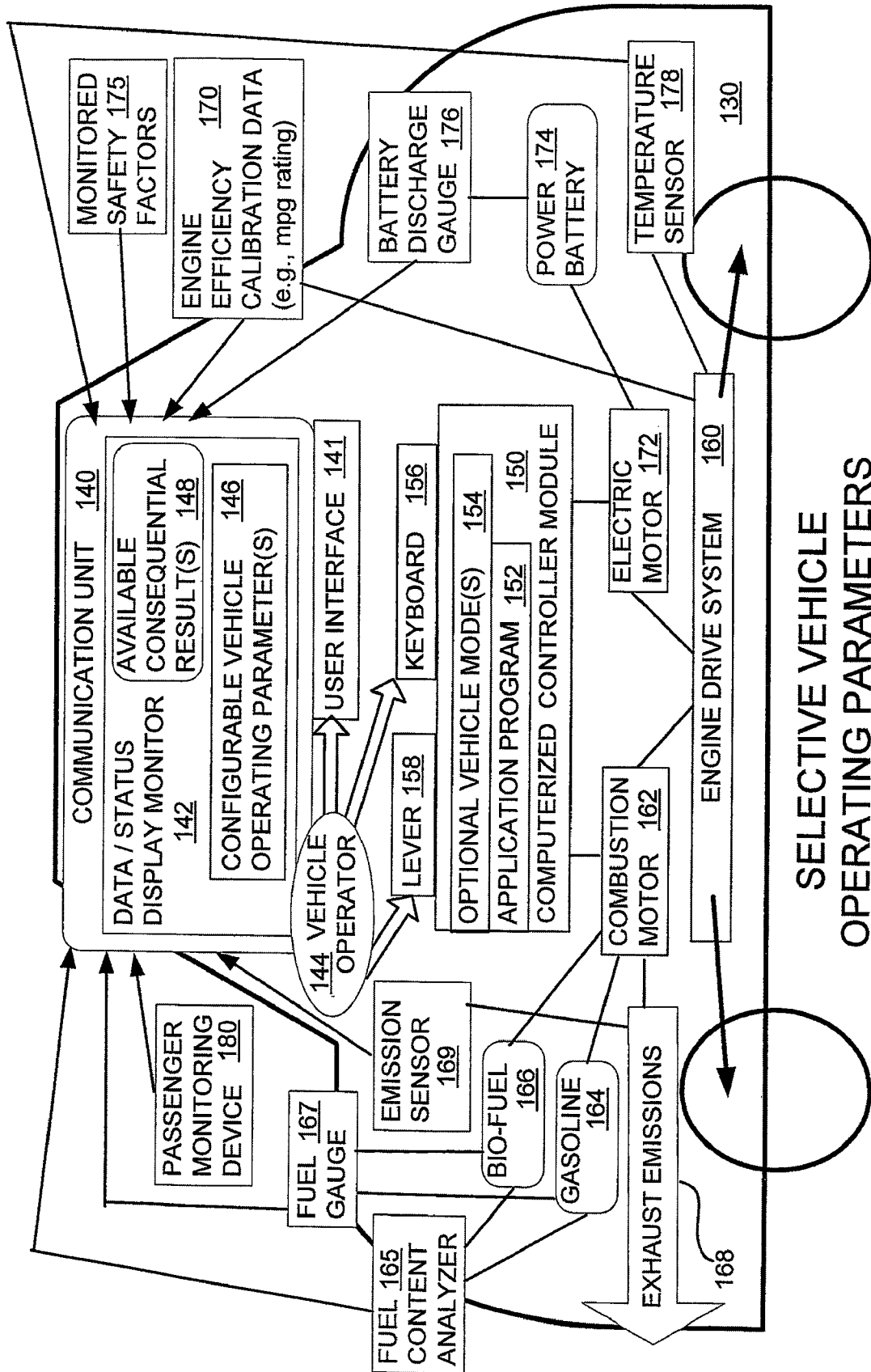
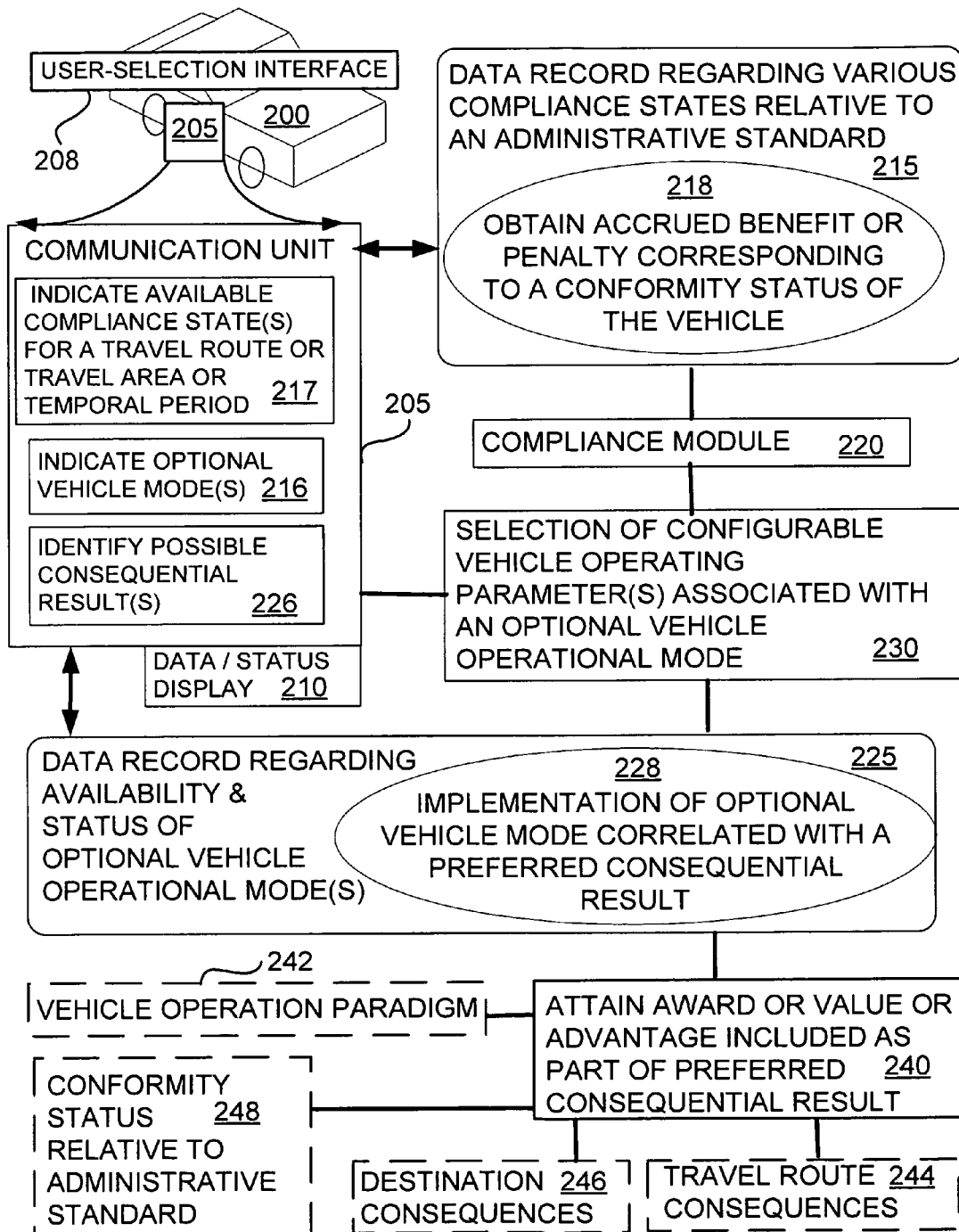


FIG. 3



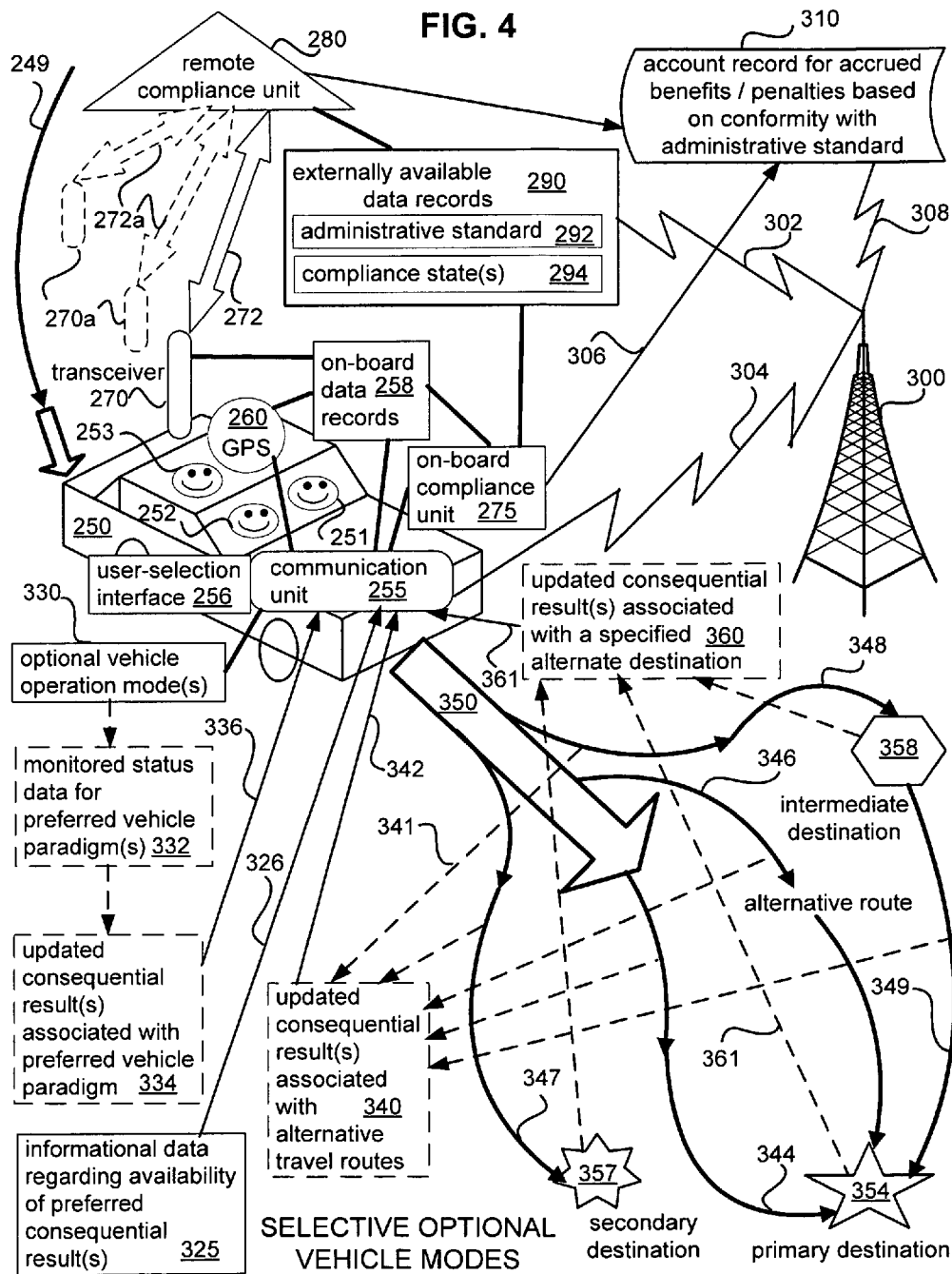


FIG. 5

390

ADMINISTRATIVE STANDARDS DATA TABLE FOR VARIED COMPLIANCE STATES

385

| 6-9 am & 4-7pm DESIGNATED COMMUTER TIME<br>8 am to 8 pm SPECIAL DAILY AIR QUALITY ALERTS |  |                  | APPLICABLE PRIVATE & PUBLIC<br>LOCALES (e.g., Areas and Travel Routes)            |     |
|--|--|------------------|---|-----|
| VARIED VEHICLE COMPLIANCE STATE(S)<br>395 DURING DESIGNATED TIME PERIOD                  |  | DAILY<br>FEE 430 | TRI-CITY FREEWAY'S HIGH SPEED THRU LANE 402                                       |     |
| BATTERY- POWERED VEHICLE 432   |  | \$ -0-           | MEMORIAL TOLL ROAD  | 404 |
| HYBRID / ELECTRIC POWER MODE ONLY  |  | \$ 2             | EVERGREEN PARKWAY   | 406 |
| HYBRID / OVER 50% ELECTRIC MODE 436  |  | \$ 6             | ROOSEVELT TUNNEL  | 408 |
| HYBRID / OVER 50% COMBUSTION MODE  |  | \$ 8             | PIONEER VIADUCT   | 410 |
|  |  |                  | CASCADE RIVER BRIDGE  | 412 |
| PURE BIO-FUEL COMBUSTION MODE 440  |  | \$ 4             | WASHINGTON LAKE FERRY   | 414 |
| CERTIFIED BIO-FUEL BLEND ONLY 442  |  | \$ 8             | STATE HIGHWAY 25 - HOV/DIAMOND LANES  | 416 |
| COMPRESSED NATURAL GAS FUEL 444  |  | \$ 4             | GRIZZLY BEAR FOREST STATE PARK  | 418 |
| CONVENTIONAL GAS/DIESEL FUEL 446   |  | \$ 15            | REDWOOD MOUNTAIN NATIONAL PARK  | 420 |
| DIESEL W/LOW-EMISSION MODE "ON" 448  |  | \$ 10            | NATURE'S HABITAT PRIVATE RESORT   | 422 |
| GAS W/CATALYTIC CONVERTER "ON" 449   |  | \$ 10            | EMERALD CITY URBAN CENTER BETWEEN<br>CENTRAL AVE / RIVER RD / ASPEN DR / STATE ST | 424 |
| DRIVER ONLY - ZERO PASSENGERS 450  |  | extra \$ 9       | ALL ROADS & STREETS IN SUNSET VILLAGE   | 426 |
| AT LEAST ONE PASSENGER 452   |  | extra \$ 7       | FORD COLLEGE CAMPUS & RESEARCH PARK   | 427 |
| AT LEAST TWO PASSENGERS 454  |  | extra \$ 3       | NOTTINGHAM RETIREMENT COMMUNITY   | 428 |
| AT LEAST THREE PASSENGERS 456  |  | extra \$ 0-      |   |     |
| PREPAID ALL-DAY EXEMPTION TICKET 460   |  | total \$ 20      |   |     |

434

438



**FIG. 6** DATA TABLE FOR VARIED  
ALTERNATIVE ROUTES

| OPERATION<br>MODE<br>CATEGORY |  | COMPLIANCE STATE                      | PAYMENT STATUS                    | FEE   |
|-------------------------------|--|---------------------------------------|-----------------------------------|-------|
| SHARE <u>482</u>              |  | AT LEAST ONE PASSENGER <u>492</u>     | PASSENGER SHARE BASIS <u>502</u>  | \$ 10 |
| BATTERY <u>484</u>            |  | SOLELY ELECTRIC POWER <u>494</u>      | COMBO SHARE W/BATTERY or BIO-FUEL | \$ 5  |
| BIO-FUEL <u>486</u>           |  | SOLELY BIO-FUEL COMBUSTION <u>496</u> | BATTERY POWER BASIS <u>504</u>    | \$ 8  |
| EXEMPTION                     |  | AUTHORIZED PRE-PAYMENT <u>498</u>     | BIO-FUEL BASIS <u>506</u>         | \$ 8  |
|                               |  |                                       | EXEMPTION BASIS <u>508</u>        | \$ 20 |

| OPERATION<br>MODE CATEGORY |                          | COMPLIANCE STATE | FEE   |
|----------------------------|--------------------------|------------------|-------|
| SOLO <u>514</u>            | NO PASSENGER             | <u>522</u>       | \$ 30 |
| POOL <u>516</u>            | ONE/TWO PASSENGERS       | <u>524</u>       | \$ 20 |
| GROUP <u>518</u>           | THREE OR MORE PASSENGERS | <u>526</u>       | \$ 10 |

| OPERATION MODE CATEGORY          |  | COMPLIANCE STATE | FEE  |
|----------------------------------|--|------------------|------|
| ZERO EMISSIONS <u>544</u>        | ELECTRIC POWER VEHICLE, or SOLELY ELECTRIC MODE (HYBRID ENGINE), or CERTIFIED LOW COMBUSTION EMISSION <u>552</u> |                  | ZERO |
| HIGH OCCUPANCY (HOV) <u>546</u>  | 556 AT LEAST 2 PASSENGERS <u>545</u>   |                  | ZERO |
| CASH/CREDIT EXEMPTION <u>548</u> | DAILY/WEEKLY/MONTHLY RATE \$25/DAILY \$100/WEEKLY \$350/MONTHLY  |                  |      |

**FIG. 7** DATA TABLE FOR VARIED SPECIFIED DESTINATIONS

| FIG. 1 DATA TABLE FOR VARIED SPECIFIED DESTINATIONS |   |   |  |   |     |
|---|---|---|--|---|-----|
| 570 CAFE-TYPE DESTINATION(S)                        |   | 600 POSSIBLE AWARD OR VALUE OR ADVANTAGE                |  | 610 CORRELATED VEHICLE MODE                             |     |
| 580 PARTICULAR ROUTE                                |   | 620 RETAIL / WHOLESALE STORE & MALL-TYPE DESTINATION(S) |  | 610a CORRELATED VEHICLE MODE                            |     |
| 590 NAME  |   | 632 POSSIBLE AWARD OR VALUE OR ADVANTAGE                |  | 616 QUALIFIED HOV USE                                   |     |
| 580a  | 582 SIZZLE  | 592 PARKWAY   | 602 FOOD DISCOUNT, HIGH-VOLTAGE RECHARGE   | 612 ELECTRIC POWER                                      | 616 |
|   | 584 LAKE-VU   | 594 STATE ST  | 604 FOOD DISCOUNT & BIO-FUEL DISCOUNT  | 614 LOW EMISSION  |     |
|   | 585 DAN'S   | 595 TRI-TUNNEL  | 605 FOOD DISCOUNT & GAS / DIESEL DISCOUNT  | 615 MULTI-PASSENGER                                     |     |
|   | 586 MID-LAKE MALL                                   | 596 PARKWAY or TOLL ROAD                                | 606 FOOD & PRODUCT PURCHASE DISCOUNTS & ACCESS TO LOW-VOLTAGE RECHARGE                                       | 616 MULTI-PASSENGER or ELECTRIC POWER                   |     |
|   | 588 EATERY BUFFET                                   | 598 HIGHWAY WITH HOV LANE                               | 608 FOOD DISCOUNT PLUS FREE MOVIE TICKETS FOR ALL VEHICLE OCCUPANTS  | 616 QUALIFIED HOV USE                                   |     |
| 580a NAME   |   | 632 PARTICULAR ROUTE                                    |  | 616 QUALIFIED HOV USE                                   |     |
| 622   | 624 IMPORT WOW                                      | 634 SUNSET VILLAGE                                      | 642 DISCOUNT FOR DRIVER & OWNER  | 652 QUALIFIED HOV USE                                   | 658 |
|   | 624 PRICE-PLUS                                      | 634 VIADUCT   | 644 BATTERY REPLACEMENT & DISCOUNT RECHARGE & DISCOUNT GAS/DIESEL  | 654 MULTI-PASSENGER                                     |     |
|   | 626 U-BUY SERVICE CENTER                            | 636 HOV LANE OF U.S. HIGHWAY                            | 646 DISCOUNTED CAR ACCESSORIES / REPAIR & DISCOUNTED HIGH-V or LOW-V RECHARGE & DISCOUNTED BIO-FUEL          | 656 LOW EMISSION or ELECTRIC POWER or BIO-FUEL          |     |
|   | 628 FASHION MALL, TRIPLEX THEATERS, PARKING TERRACE | 638 MULTIPLE ROUTES & AREAS                             | 648 VARIABLE DISCOUNTS FOR PARKING & PURCHASES & MOVIE TICKETS & FUEL & BATTERY RECHARGE & MEALS & GROCERIES | 658 DIVERSE VEHICLE MODE QUALIFICATIONS FOR EACH ENTITY |     |
|   | 628 FASHION MALL, TRIPLEX THEATERS, PARKING TERRACE | 638 MULTIPLE ROUTES & AREAS                             | 648 VARIABLE DISCOUNTS FOR PARKING & PURCHASES & MOVIE TICKETS & FUEL & BATTERY RECHARGE & MEALS & GROCERIES | 658 DIVERSE VEHICLE MODE QUALIFICATIONS FOR EACH ENTITY |     |

**FIG. 8** DATA TABLE FOR VARIED  
SPECIFIED DESTINATIONS

| 680            |                     | 685                                     |                            | 610b |  |
|----------------|---------------------|---|----------------------------|------|--|
| 580b<br>NAME   | PARTICULAR<br>ROUTE | 600b                                    |                            | 714  |  |
|                |                     | POSSIBLE AWARD OR VALUE<br>OR ADVANTAGE | CORRELATED<br>VEHICLE MODE |      |  |
| EARLY BIRD 682 | PARKWAY 692         | LOW-V RECHARGE, Pre-8 am DISCOUNT       | ELECTRIC POWER 712         |      |  |
| SELF-PARK 684  | VIADUCT 694         | DAILY / WEEKLY DISCOUNT RATE 704        | LOW EMISSION, BIO-FUEL     |      |  |
| MUNI-PARK 686  | ANY HOV LANE 696    | FREE SHUTTLE TO OFFICE BUILDING(S) 706  | MULTI-PASSENGER 716        |      |  |

| 680               |  | 685   |   | 610c |  |
|-------------------|--|---|---|------|--|
| 580c<br>NAME      | PARTICULAR<br>ROUTE                            | 720   |   | 754  |  |
|                   |  | POSSIBLE AWARD OR VALUE<br>OR ADVANTAGE                             | CORRELATED<br>VEHICLE MODE  |      |  |
| WHIZ MOTEL 722    | PARKWAY 732                                    | ROOM & RECHARGE DISCOUNTS 742                                       | ELECTRIC POWER 752  |      |  |
| NU-INN 724        | VIADUCT 734                                    | FREE BREAKFAST, DISCOUNTED BIO-FUEL                                 | LOW EMISSION, BIO-FUEL  |      |  |
| MARQUIS HOTEL 726 | ANY HOV LANE<br>or PARKWAY<br>or TOLL ROAD 736 | DISCOUNTED ROOMS, FREE PARKING<br>WITH LOW-V or HIGH-V RECHARGE 746 | QUALIFICATION RECEIPT<br>FROM HOV LANE or 756<br>PARKWAY or TOLL ROAD |      |  |

**FIG. 9**

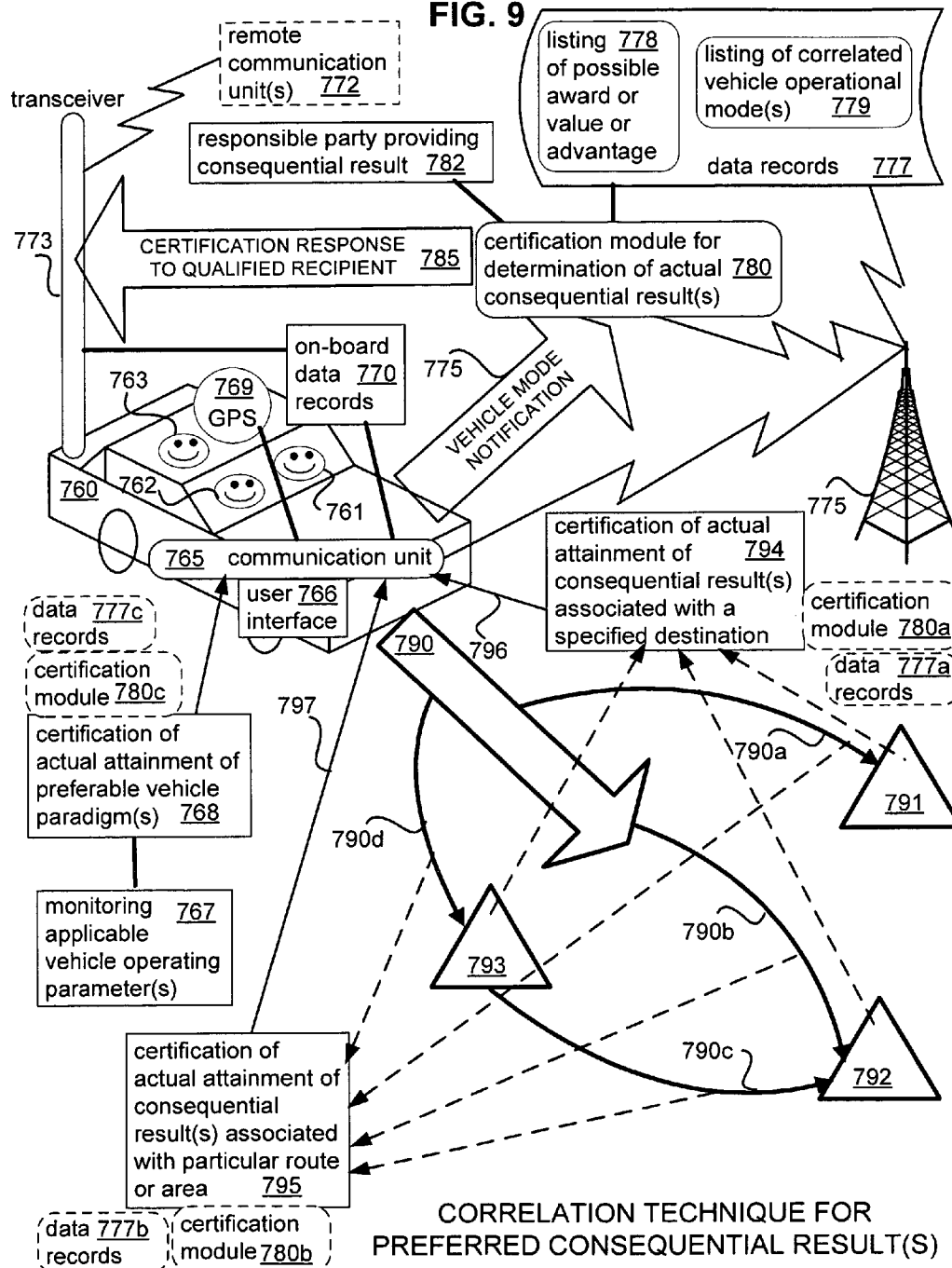


FIG. 10

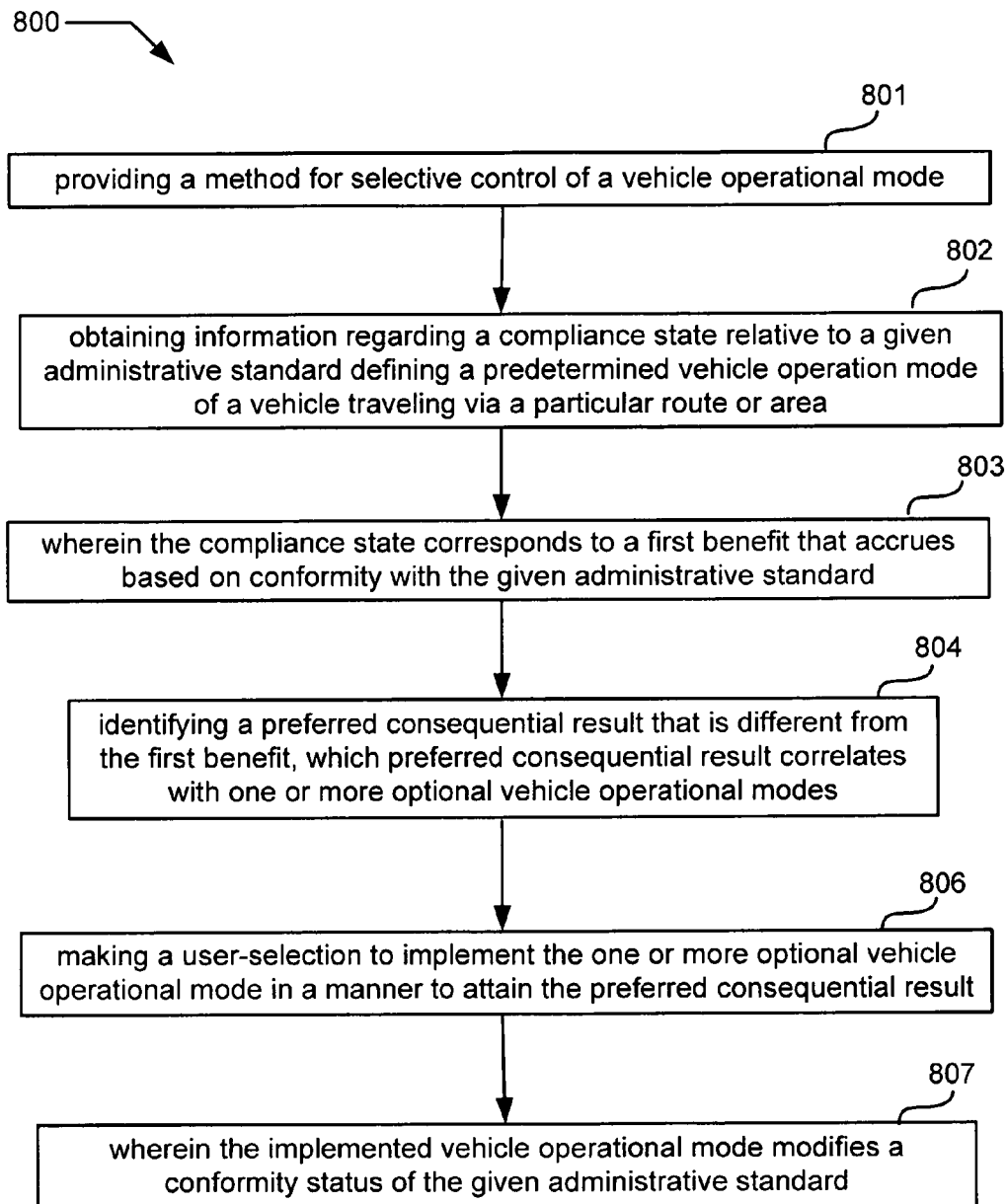


FIG. 11

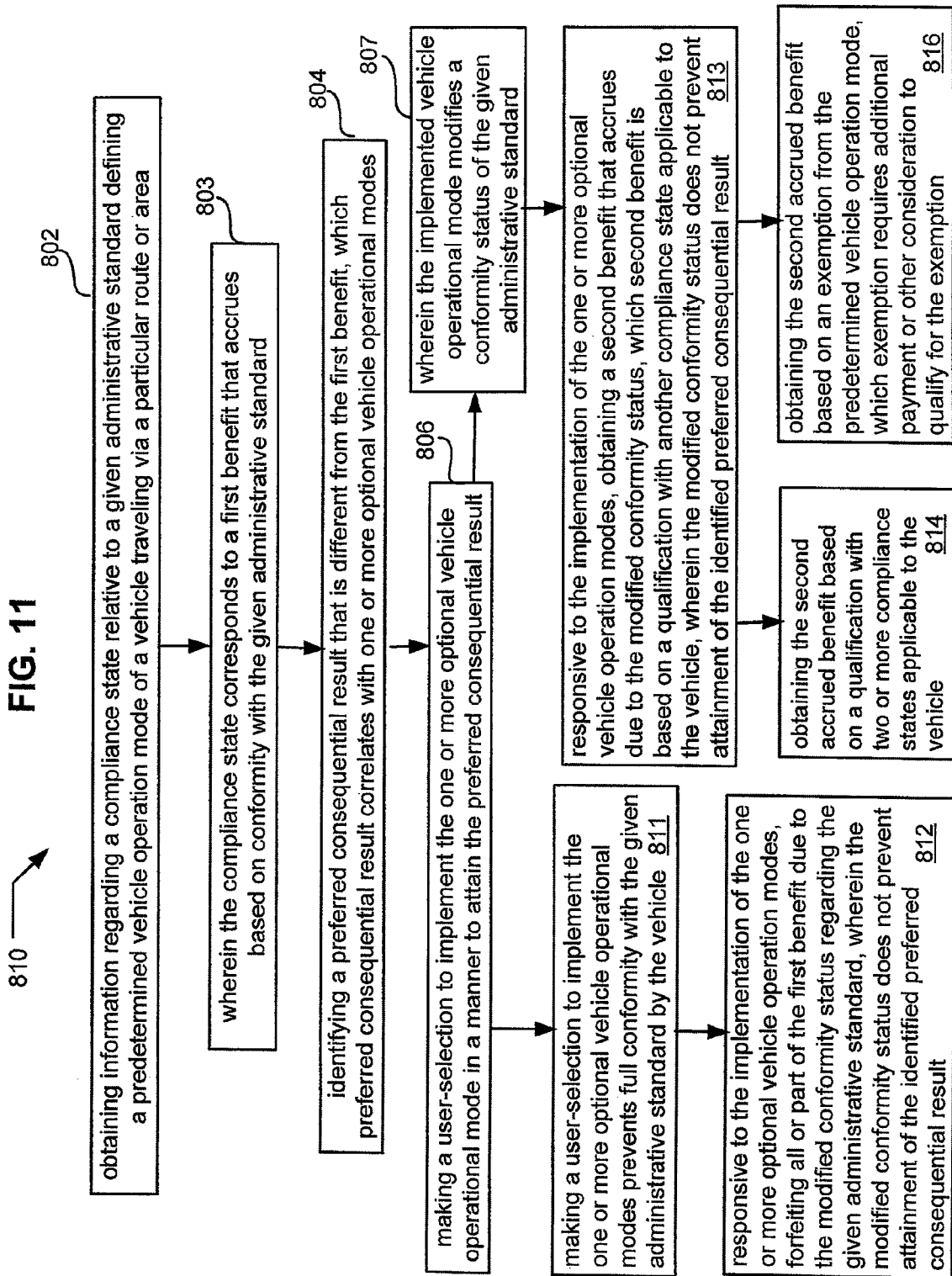


FIG. 12

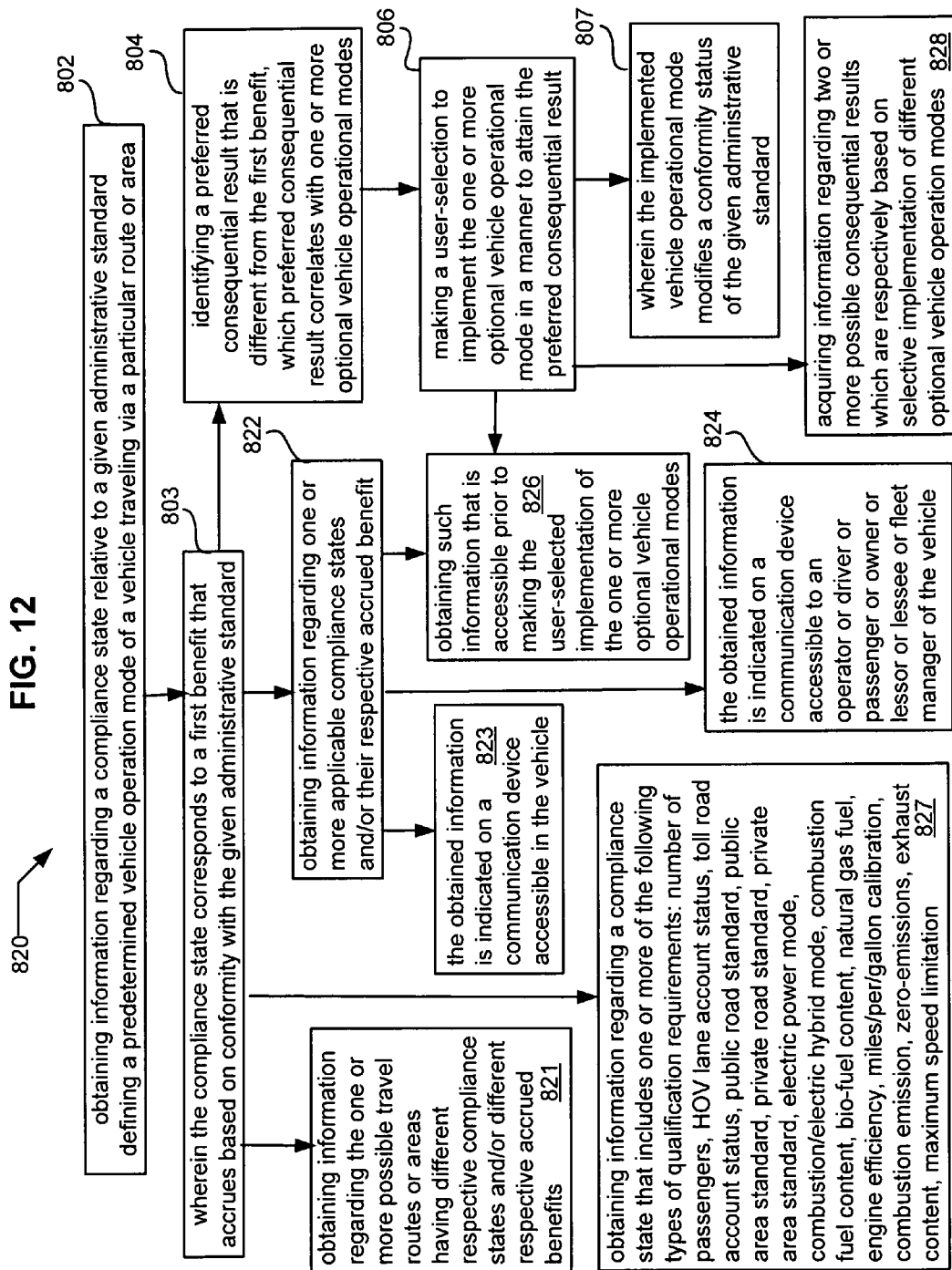


FIG. 13

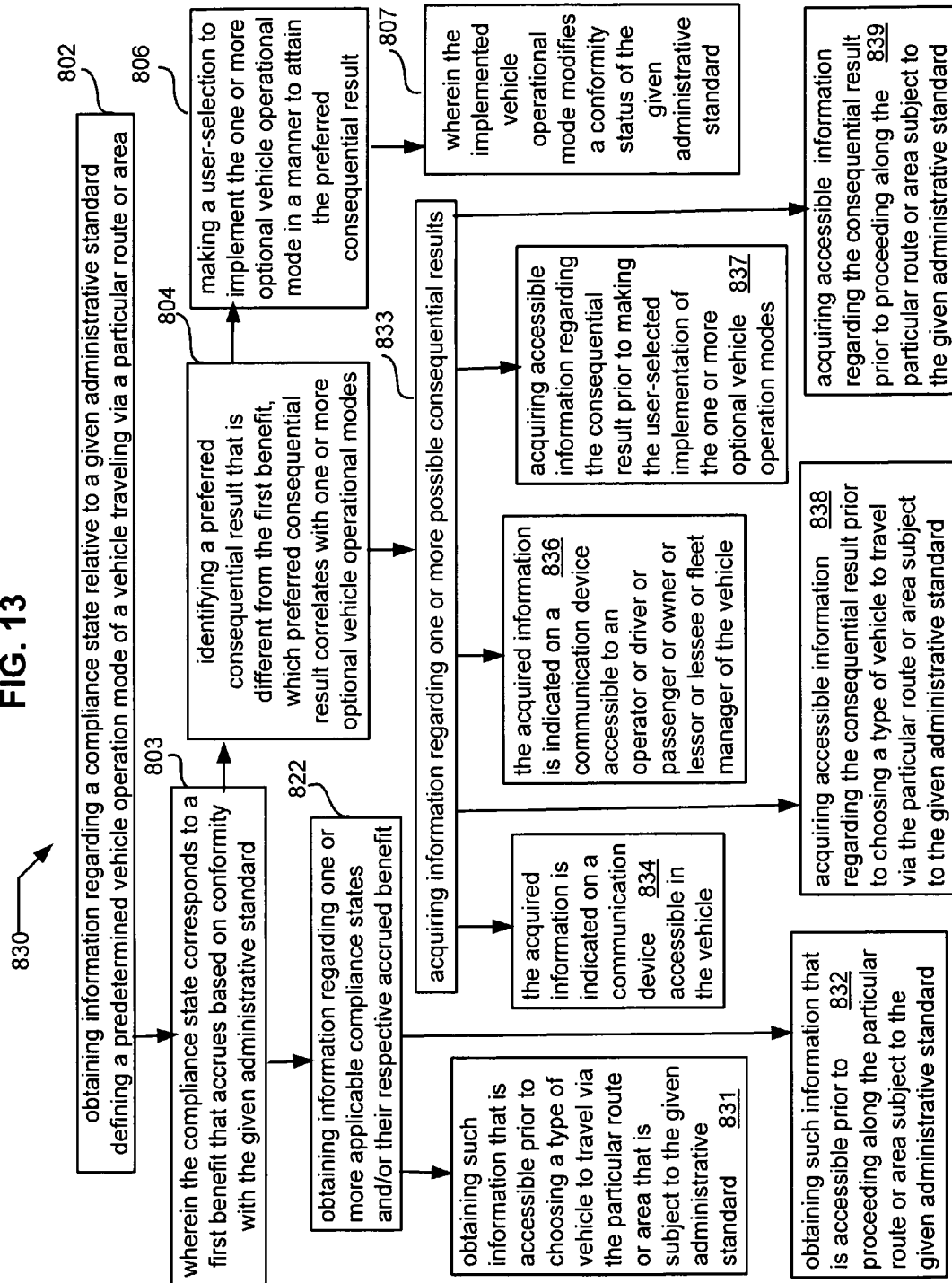




FIG. 14

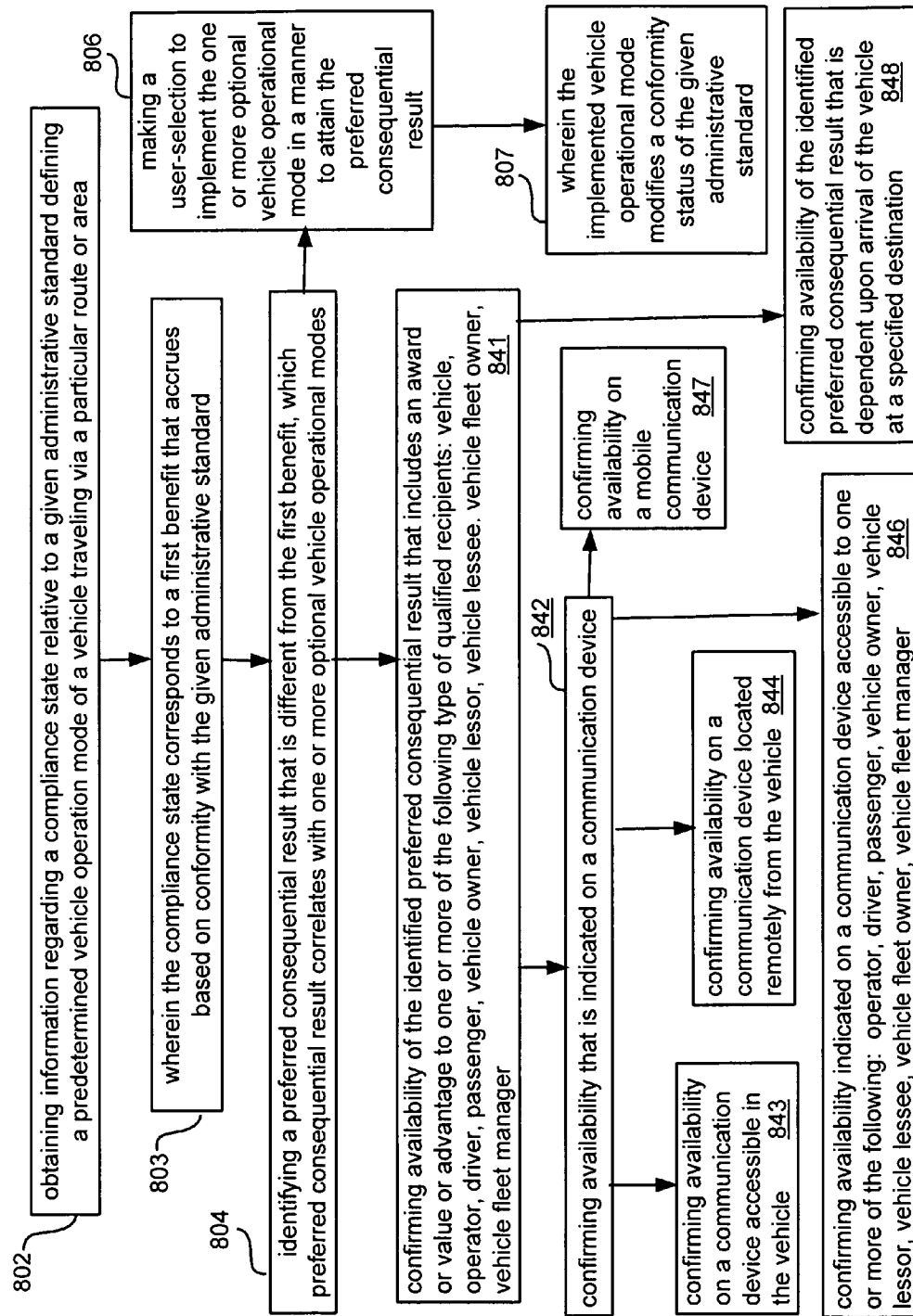
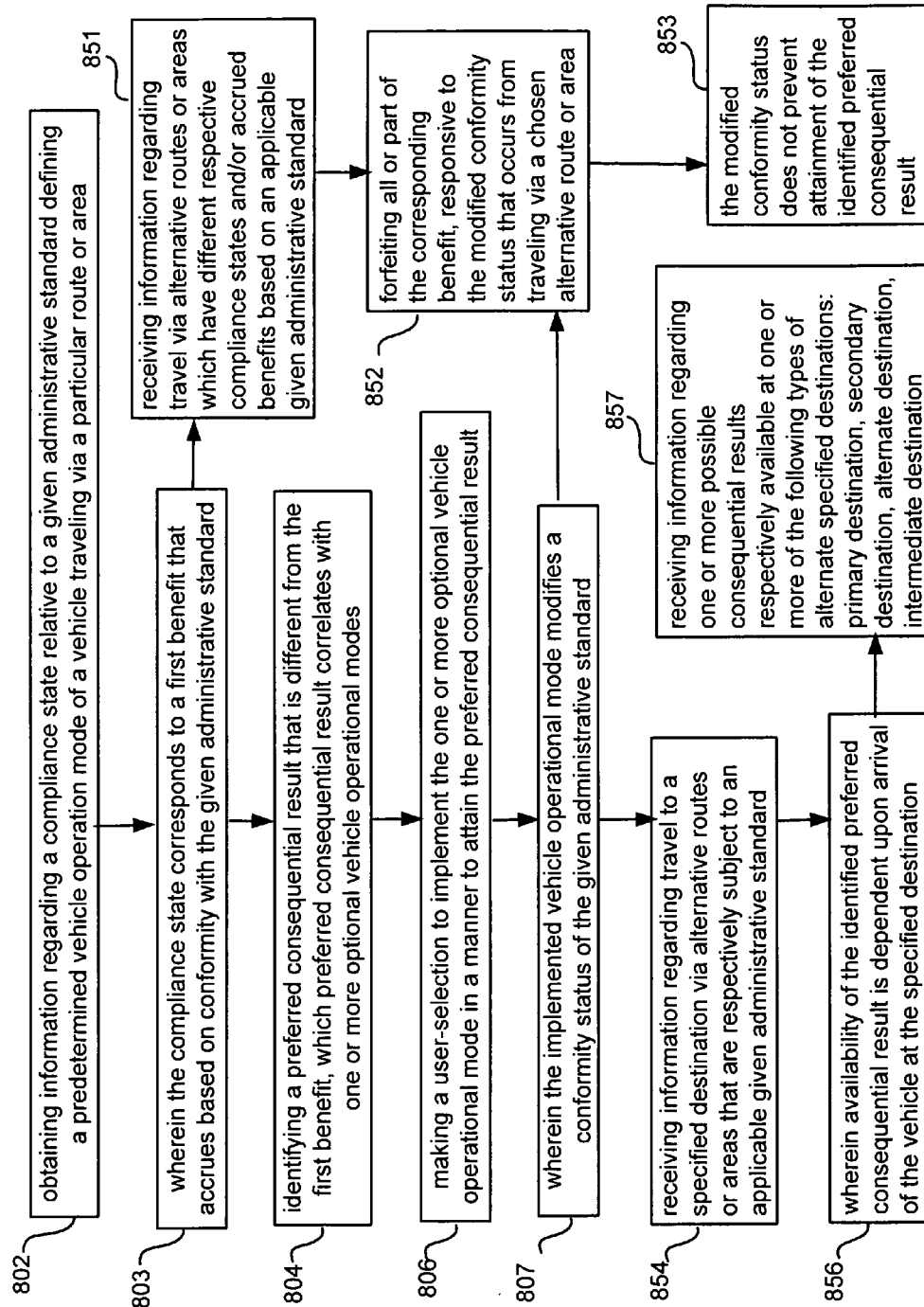


FIG. 15



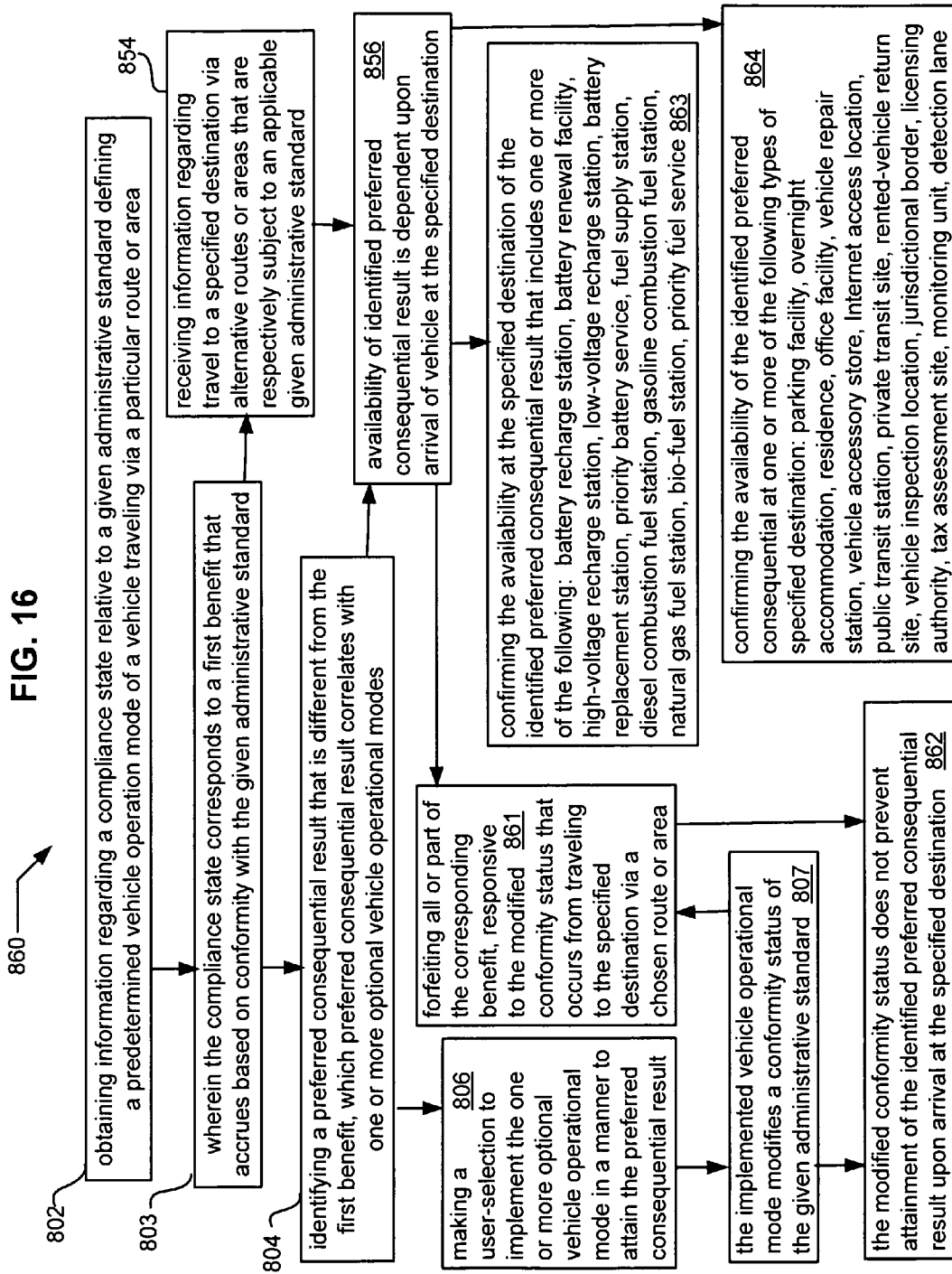


FIG. 17

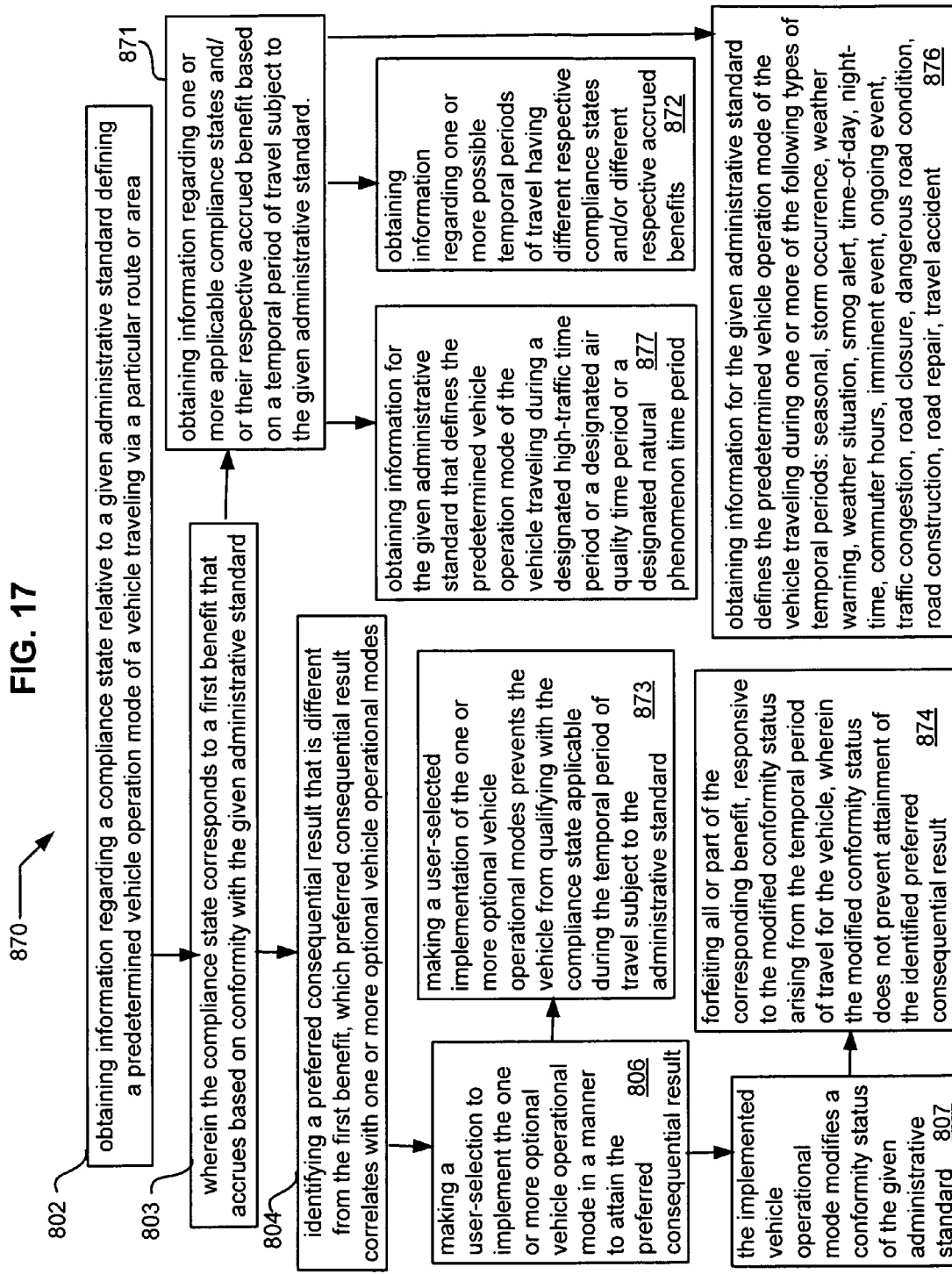


FIG. 18

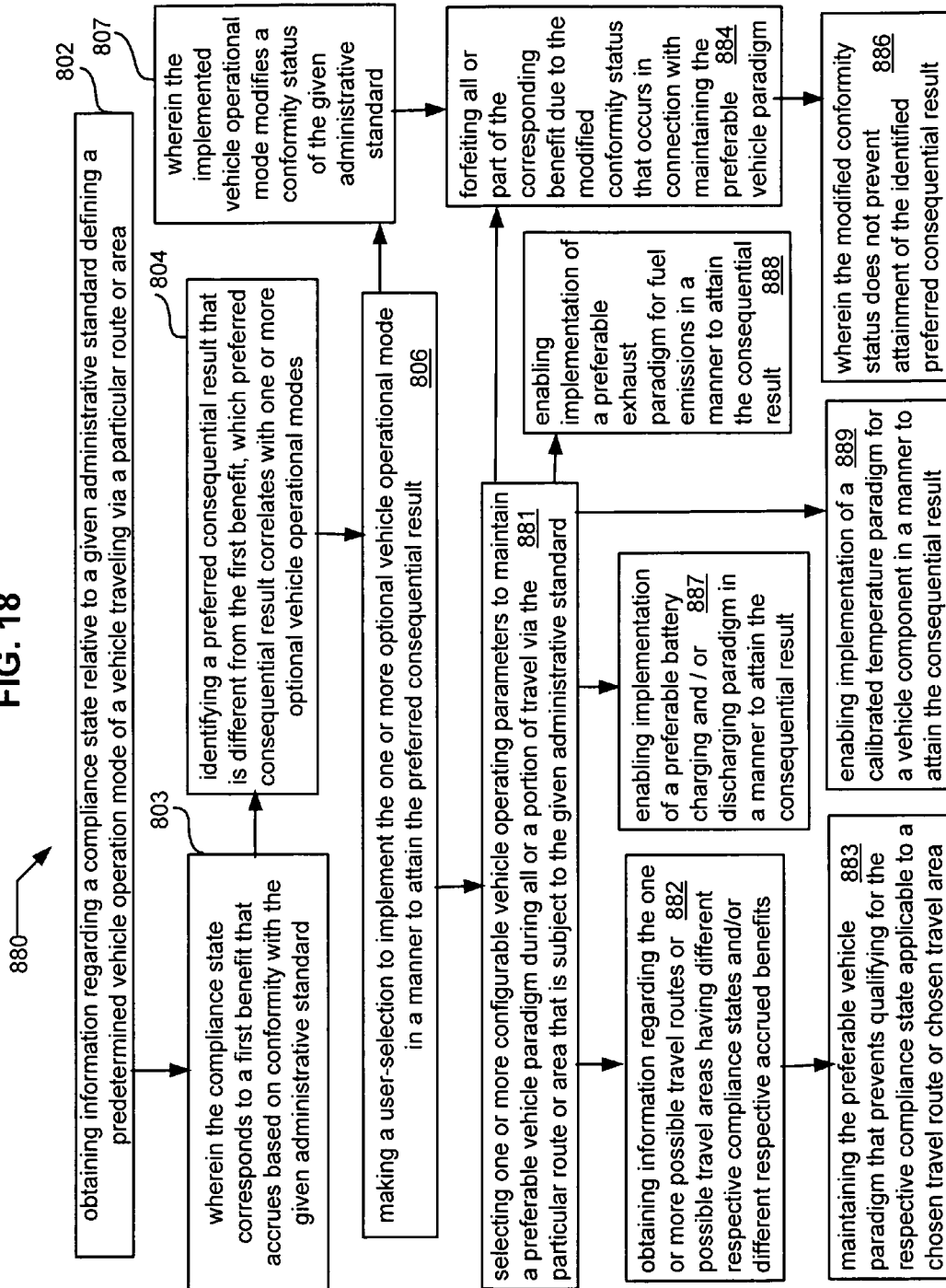


FIG. 19

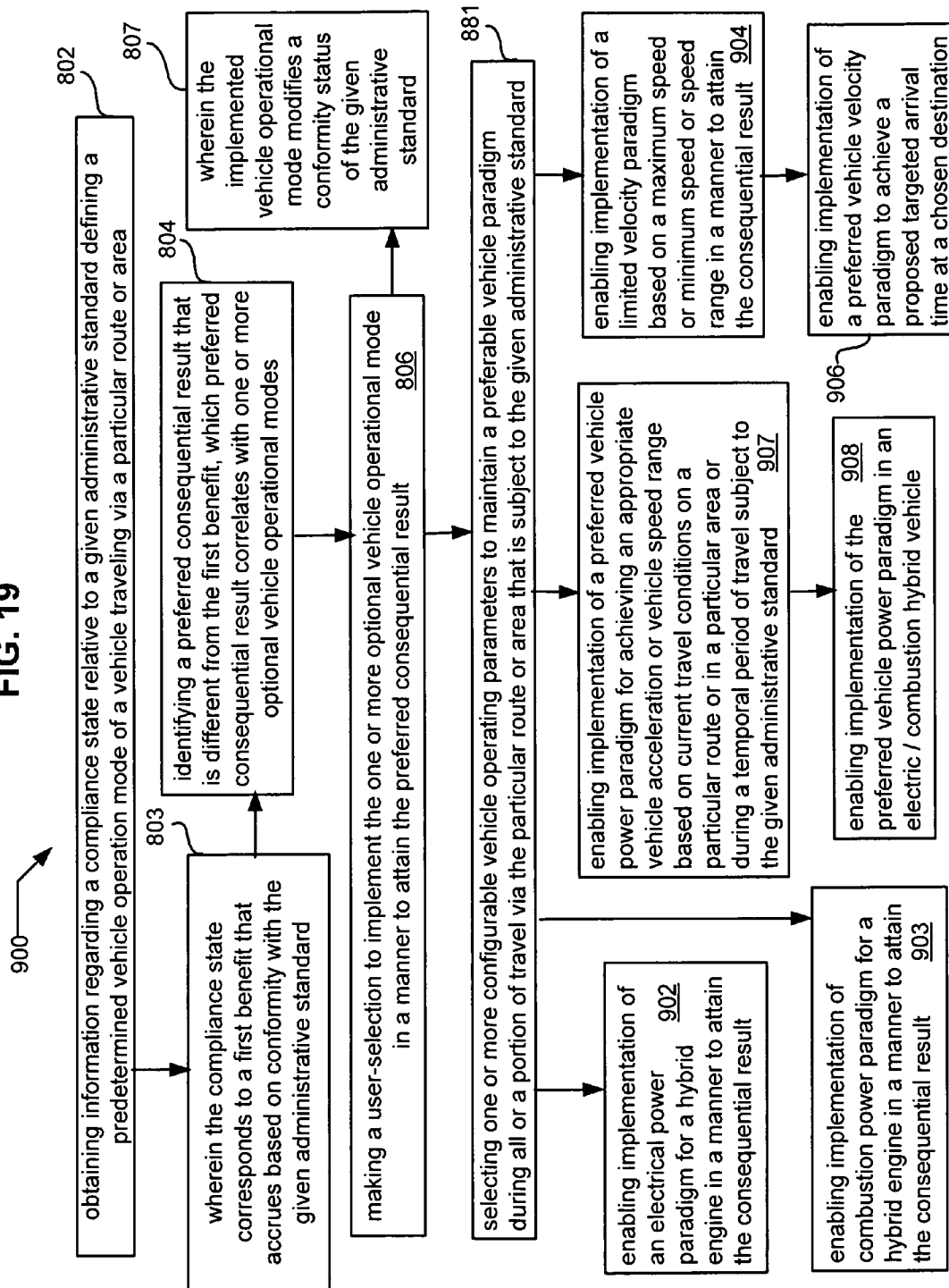


FIG. 20

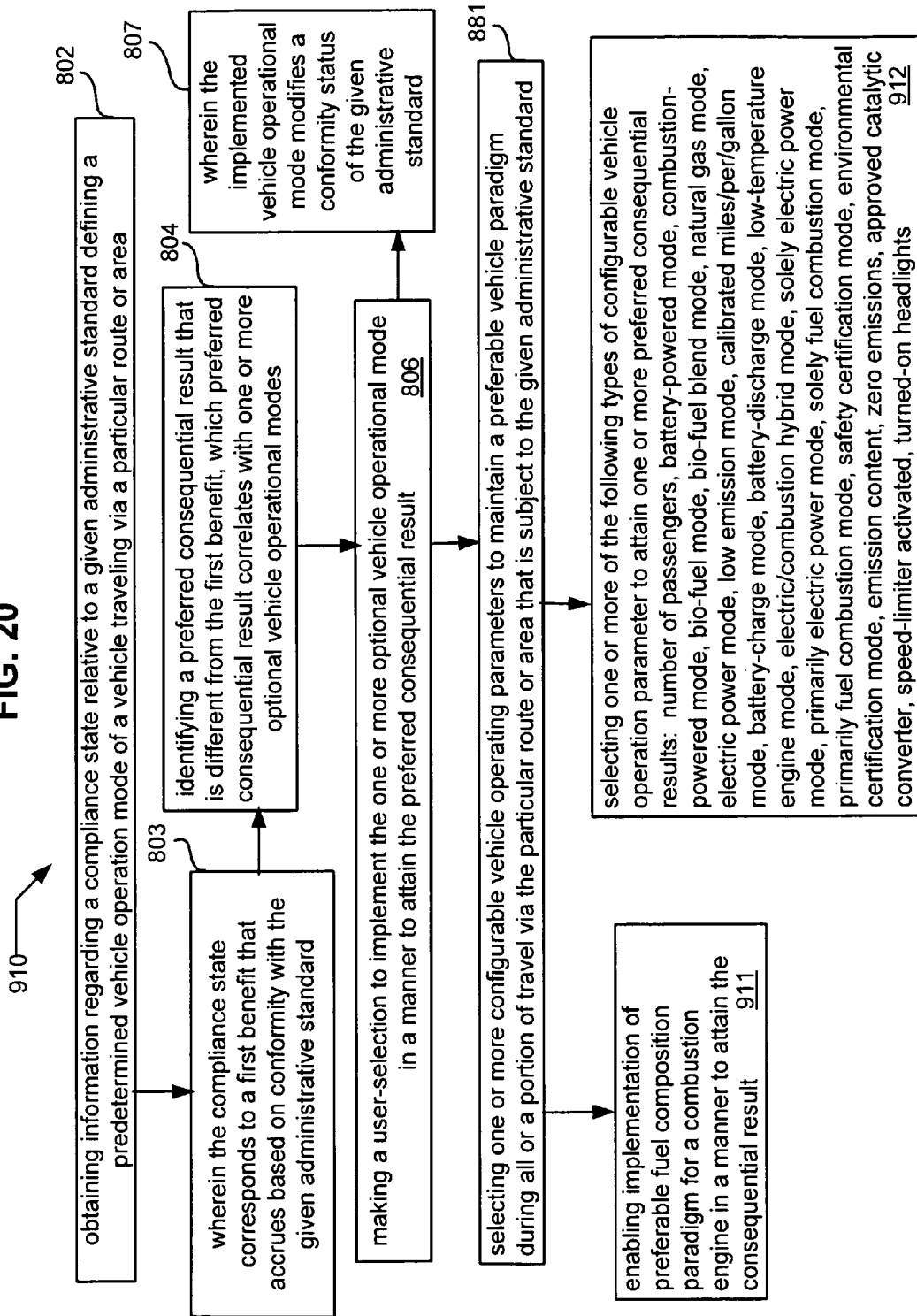


FIG. 21

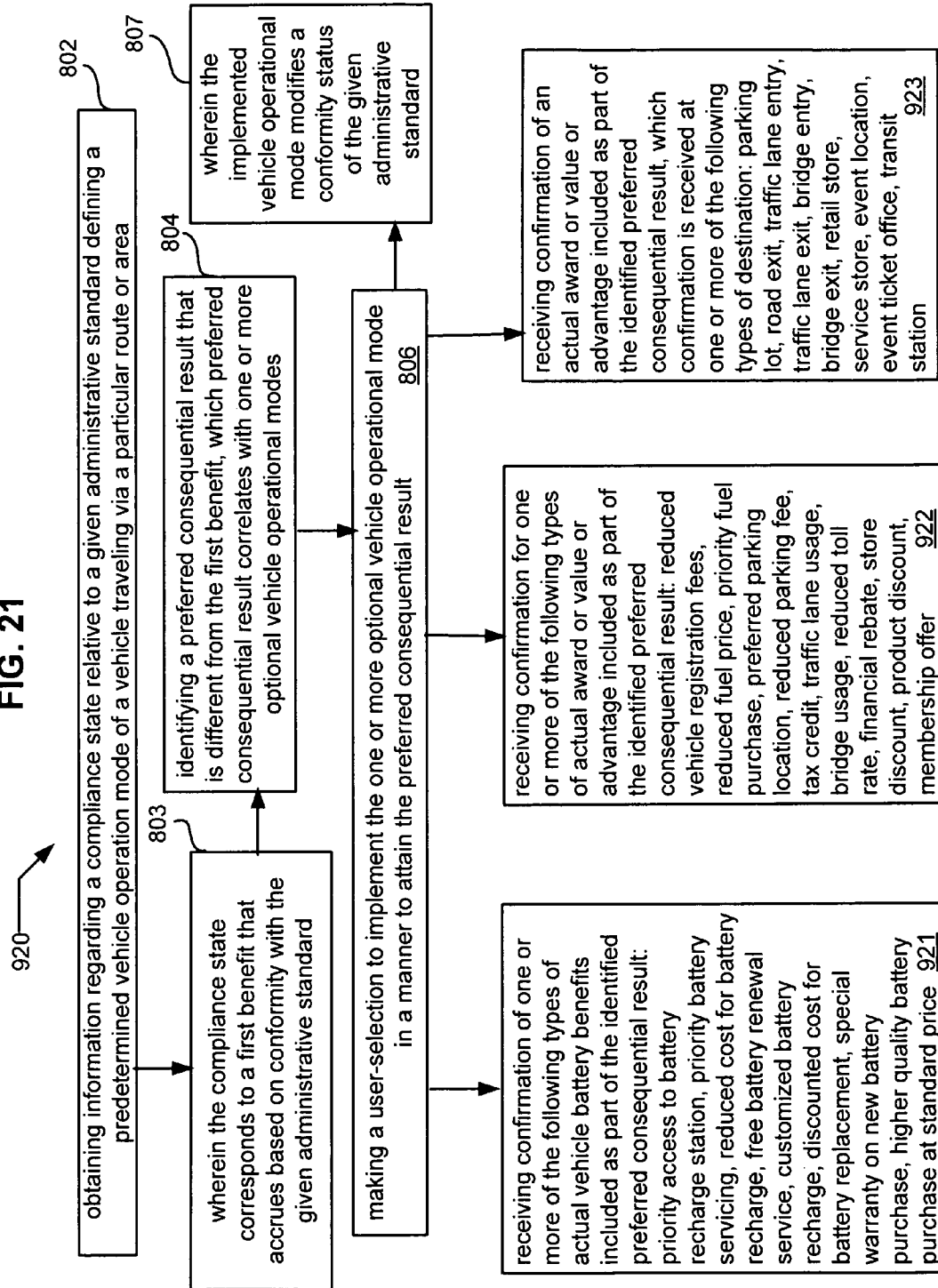




FIG. 22

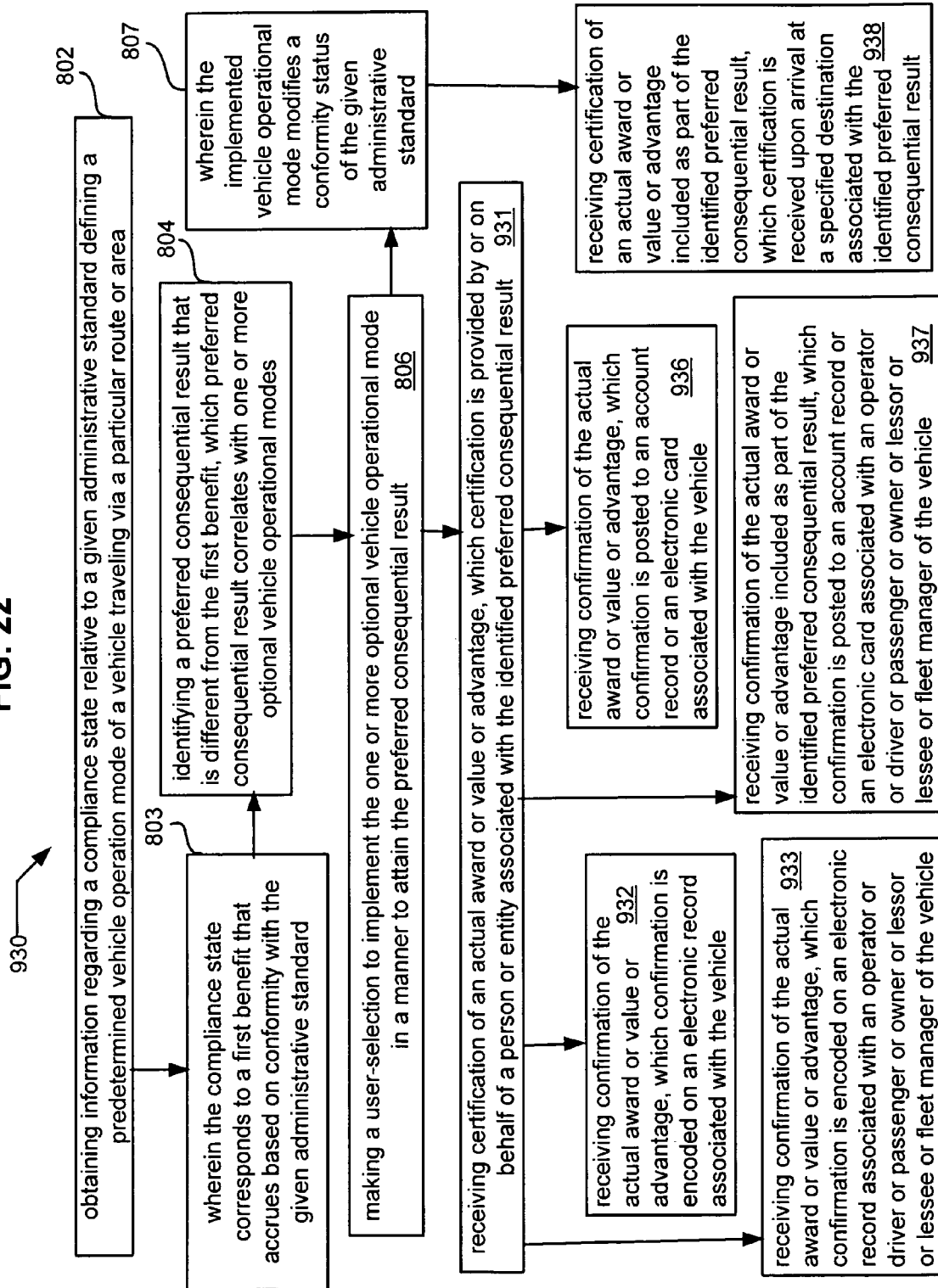


FIG. 23

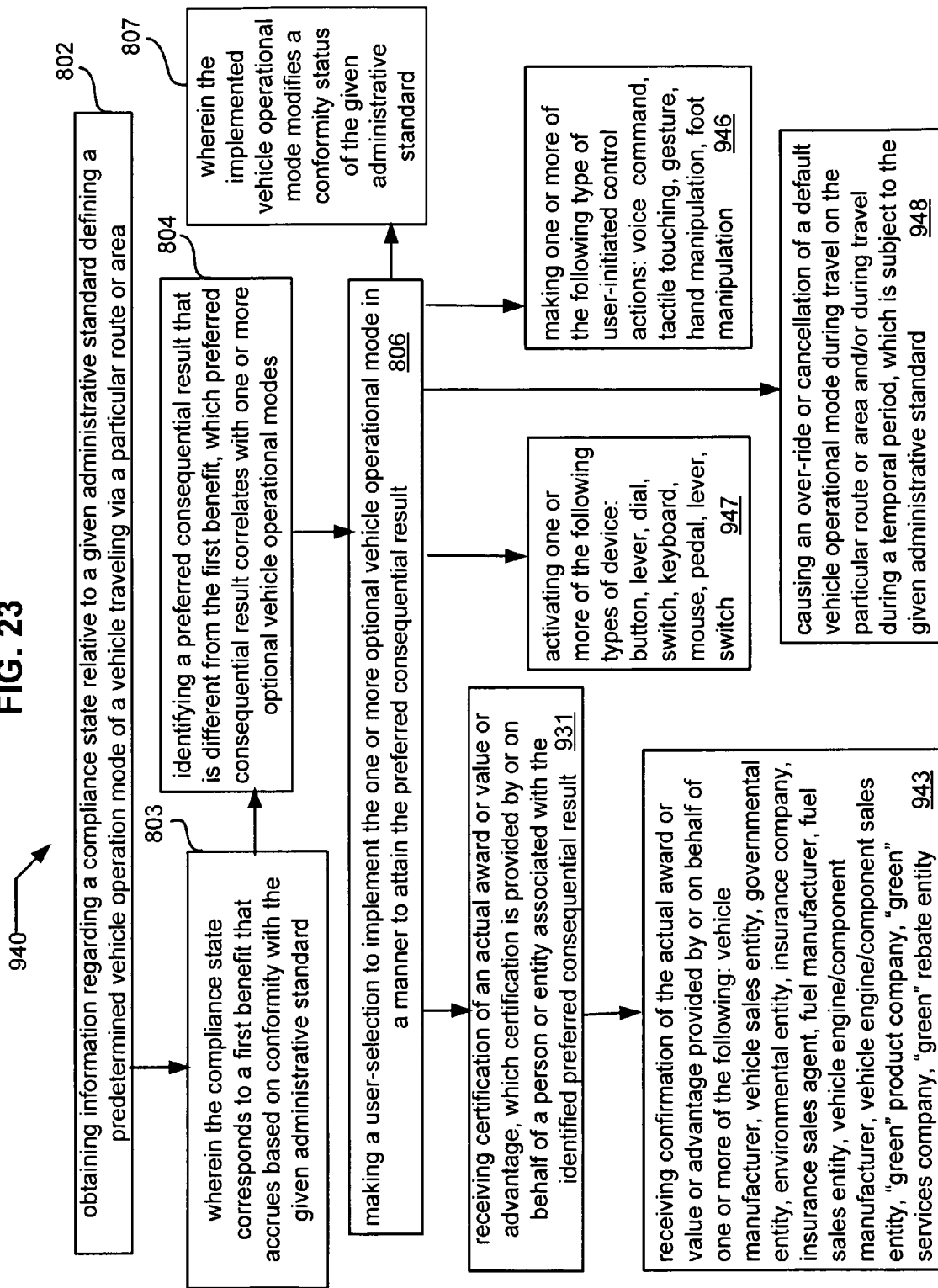


FIG. 24

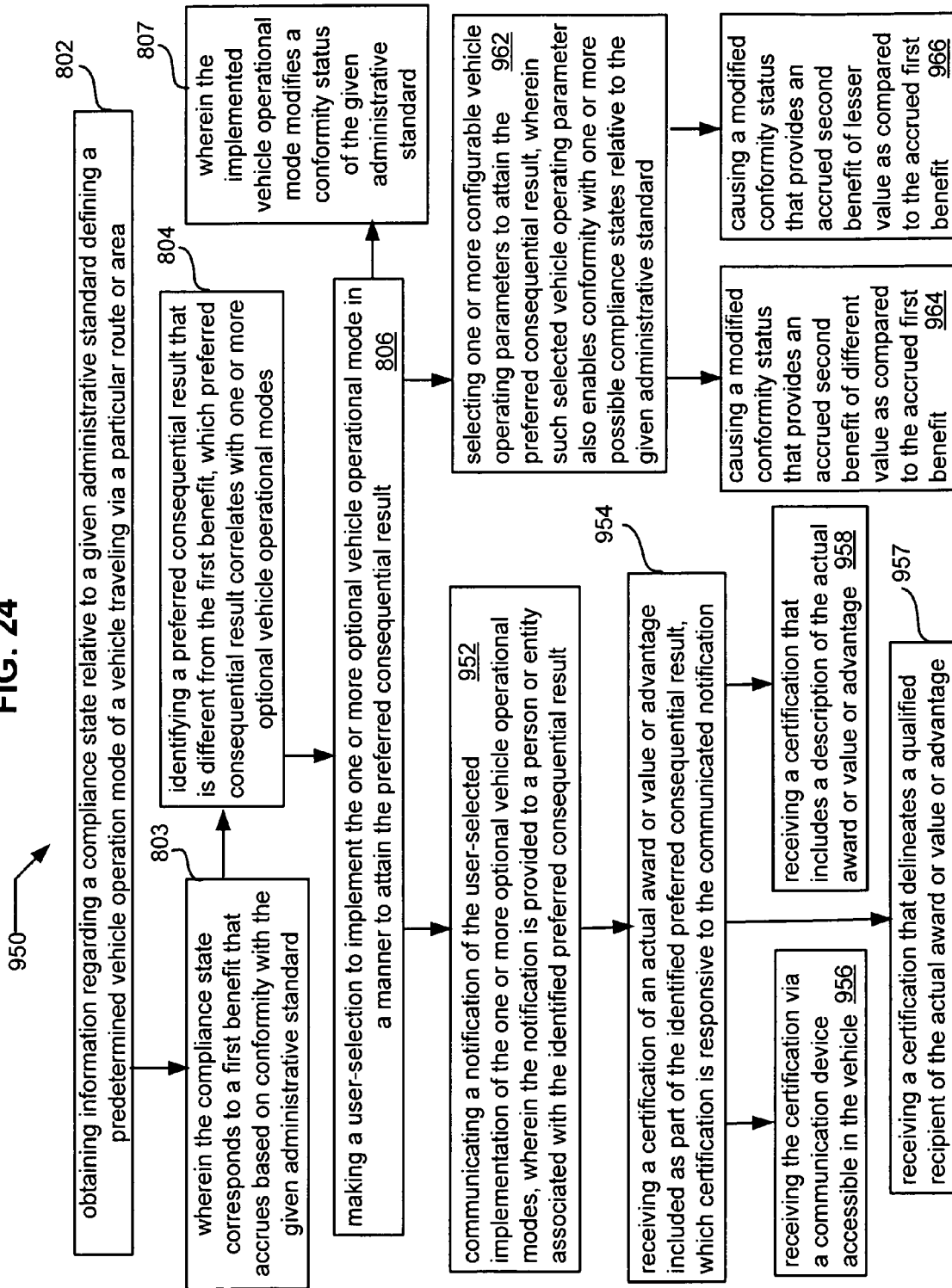


FIG. 25

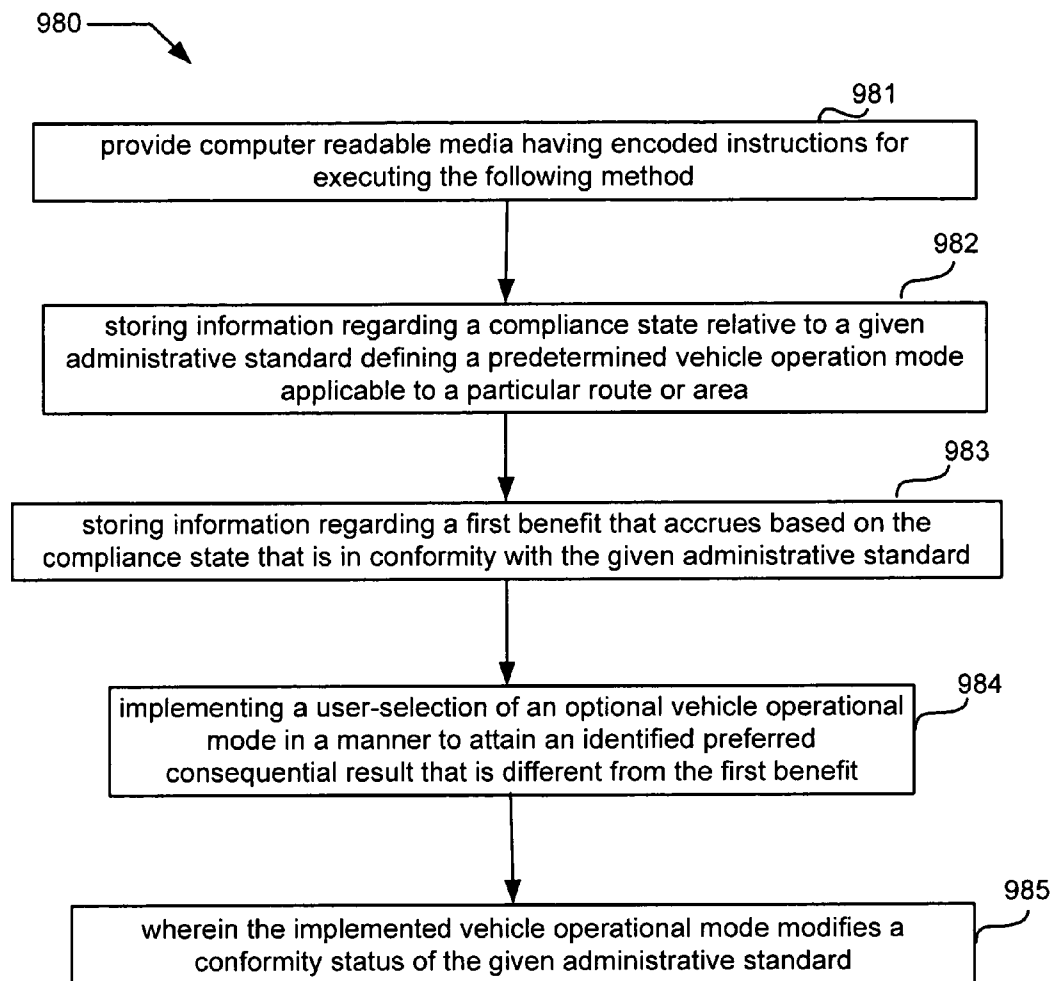
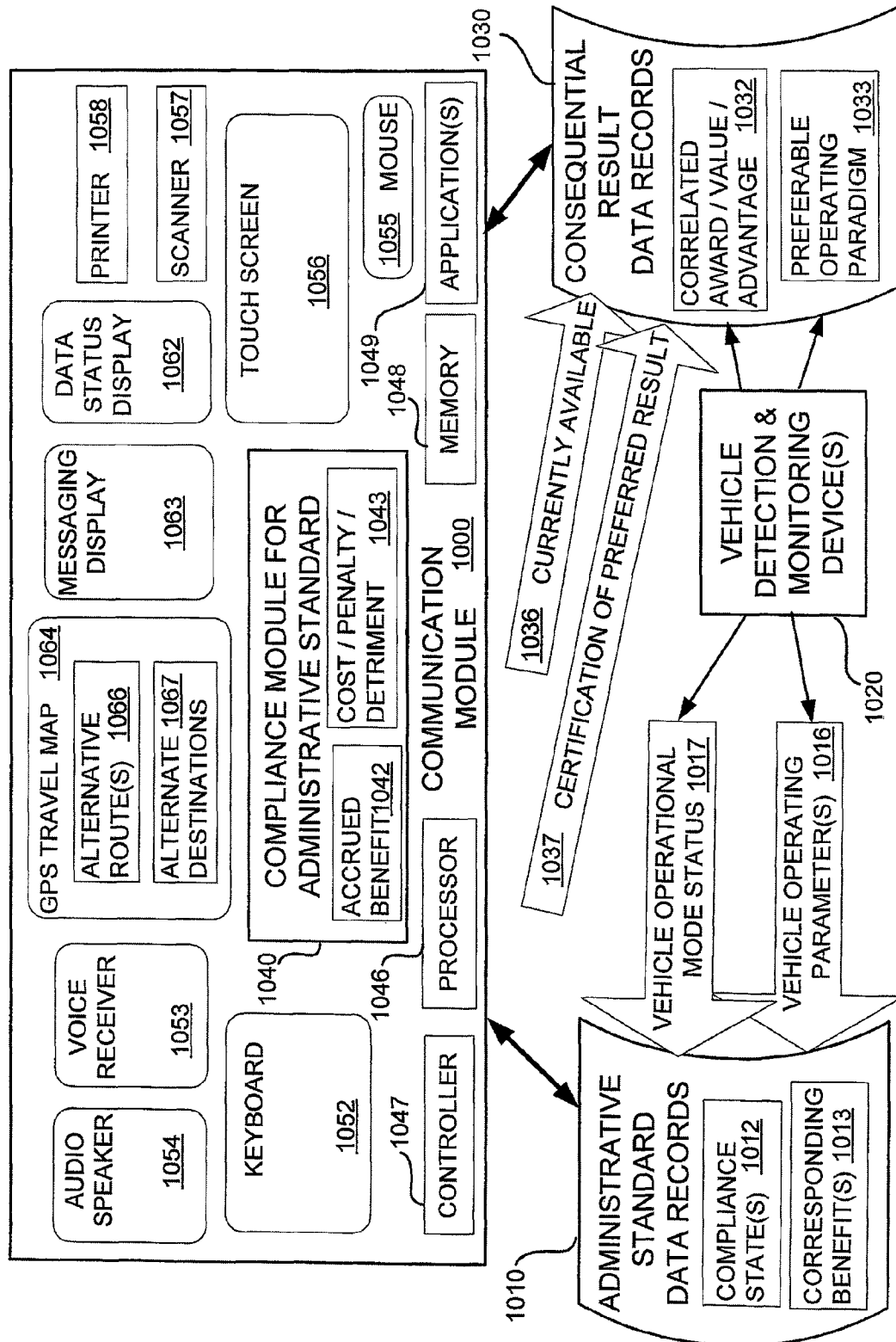


FIG. 26



**FIG. 27** PROCESSED MATRIX DATA TABLE  
FOR COMPARATIVE VEHICLE MODES

|   |   |  |
|---|---|--|
| <p>1075 →</p> <p>1080 ~ DETERMINATION OF ADMINISTRATIVE STANDARD CONFORMITY STATUS &amp; COMPLIANCE STATES</p>  | <p>1082 DETECTION OF USER-SELECTED VEHICLE MODE</p> <p>ELECTRIC ENGINE MODE &amp; TWO PASSENGER MODE 1083</p> | <p>CORRELATED CONSEQUENTIAL RESULT DIFFERENT FROM ACCRUED COMPLIANCE BENEFIT 1084</p> <p>QUALIFIED FOR A DESTINATION AWARD / VALUE / ADVANTAGE BASED ON ELECTRIC MODE 1085</p> |
| <p>MULTI-PASSENGER COMPLIANCE STATE ONLY NO FEE DUE FOR VEHICLE WITH TWO OR MORE PASSENGERS 1081</p>  |   |  |
| <p>NON-FEE ELECTRIC COMPLIANCE STATE &amp; LOW FEE FOR SINGLE PASSENGER STATE PAYMENT OF LOW FEE FOR HOV LANE 1086</p>  | <p>COMBUSTION ENGINE MODE &amp; SINGLE PASSENGER MODE 1087</p>  | <p>QUALIFIED FOR REDUCED BATTERY DISCHARGE PARADIGM &amp; NOT QUALIFIED FOR AN ELECTRIC MODE DESTINATION AWARD/VALUE 1088</p>  |
| <p>PAYMENT OF ADMINISTRATIVE STANDARD FEE FOR TRAVEL ON ALTERNATIVE BRIDGE ROUTE TO REACH SPECIFIED DESTINATION 1091</p>  | <p>BIO-FUEL COMBUSTION MODE 1092</p>  | <p>QUALIFIED FOR REDUCED BATTERY DISCHARGE PARADIGM &amp; ALSO QUALIFIED FOR DESTINATION AWARD / VALUE / ADVANTAGE BASED ON BIO-FUEL MODE 1093</p>                             |
| <p>NO CONFORMITY WITH ANY APPLICABLE COMPLIANCE STATE FOR ACCRUED BENEFIT PAYMENT OF TOLL ROAD ACCESS FEE 1094</p>  | <p>ELECTRIC/COMBUSTION DUAL ENGINE MODE 1095</p>  | <p>CHOOSE HIGH-SPEED ROUTE TO QUALIFY FOR EARLY PRIORITY PARKING AT DESTINATION HAVING HIGH-V BATTERY RECHARGE 1096</p>  |
| <p>NON-FEE ELECTRIC MODE COMPLIANCE STATE FOR TRAVEL THROUGH SMOG CONTROL AREA &amp; LOWER FEE FOR NON-POLLUTANT EXHAUST PAID MAXIMUM RATE EXEMPTION FEE 1097</p> | <p>COMBUSTION ENGINE MODE &amp; NON-CATALYTIC EXHAUST EMISSION 1098</p>                                       | <p>CHOOSE COMBUSTION MODE TO QUALIFY FOR REDUCED BATTERY DISCHARGE PARADIGM 1099</p>   |

FIG. 28

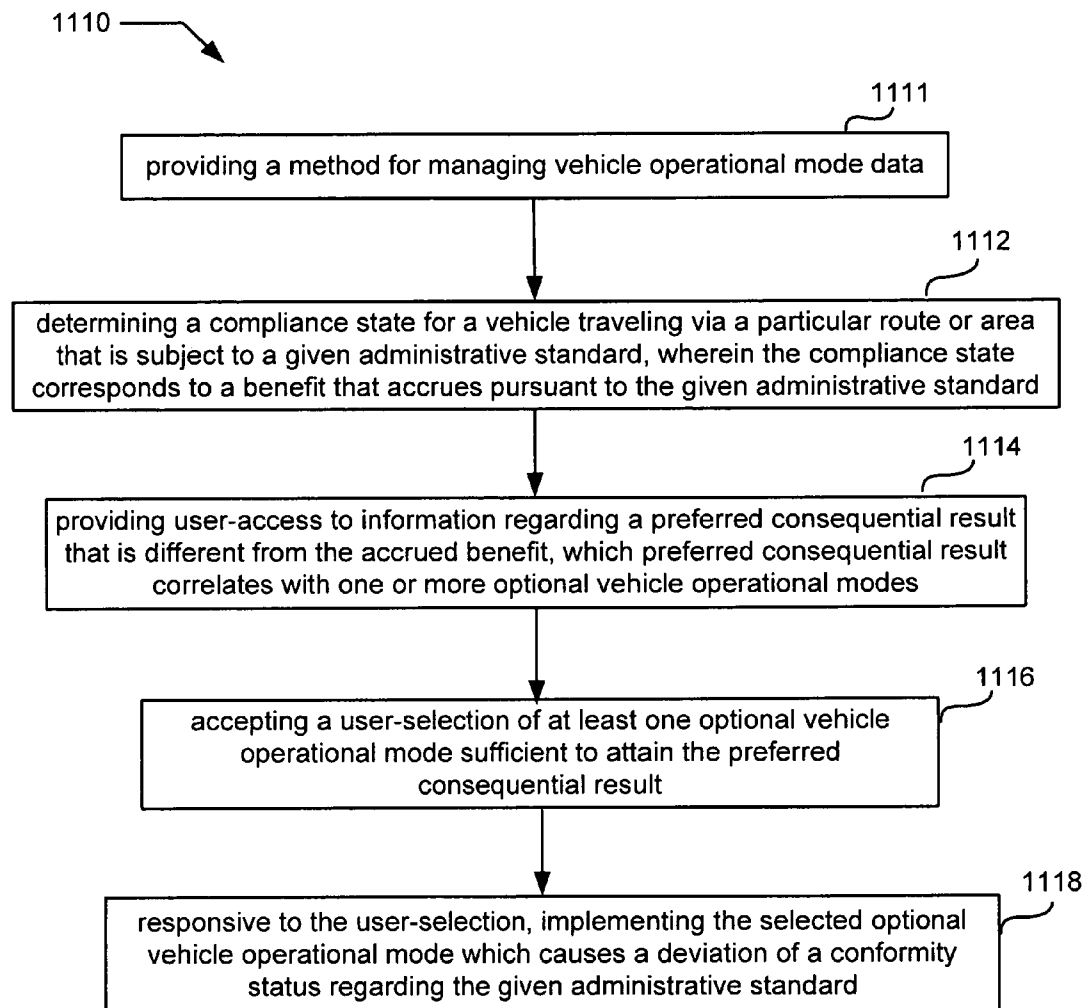


FIG. 29

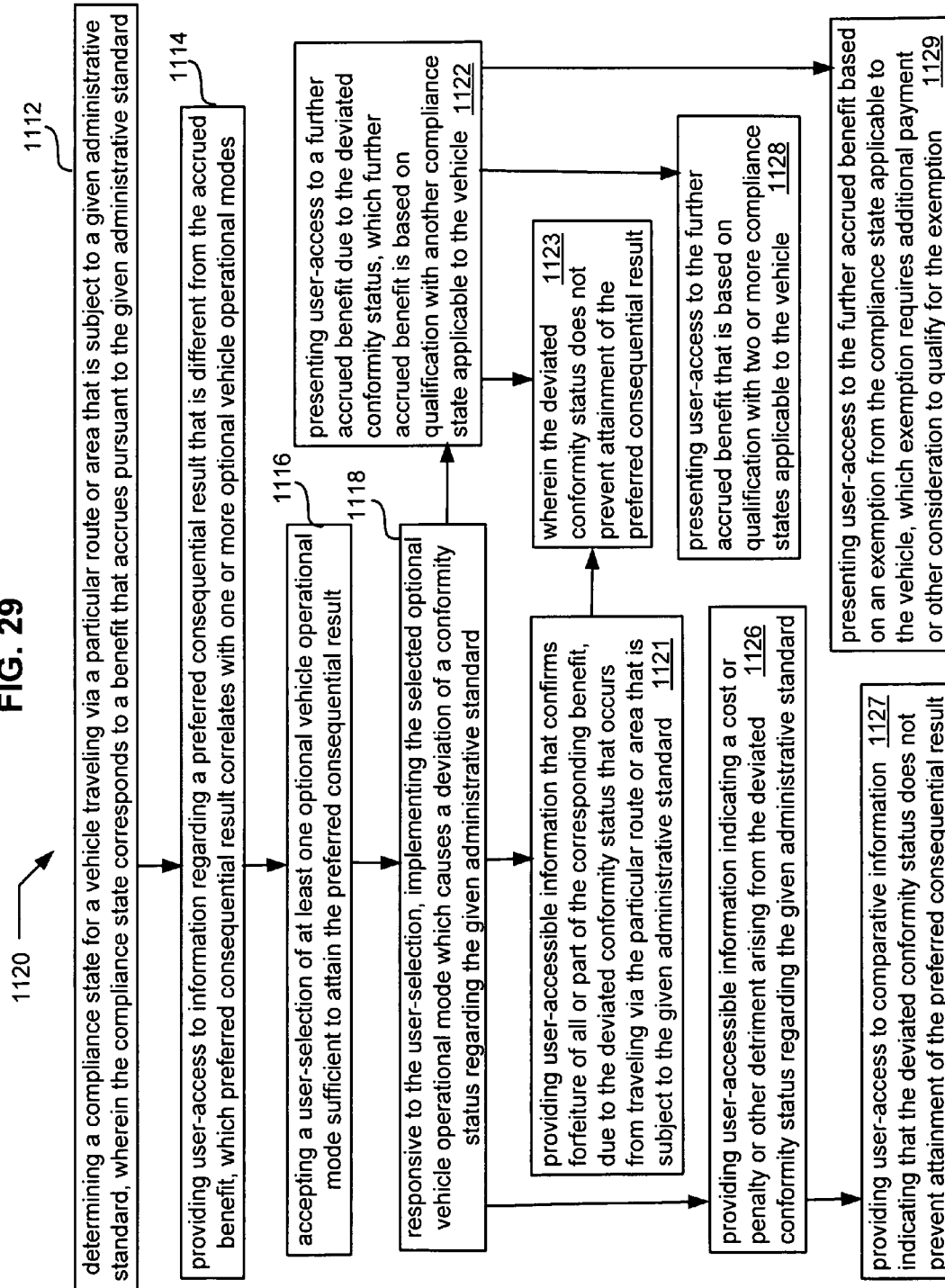




FIG. 30

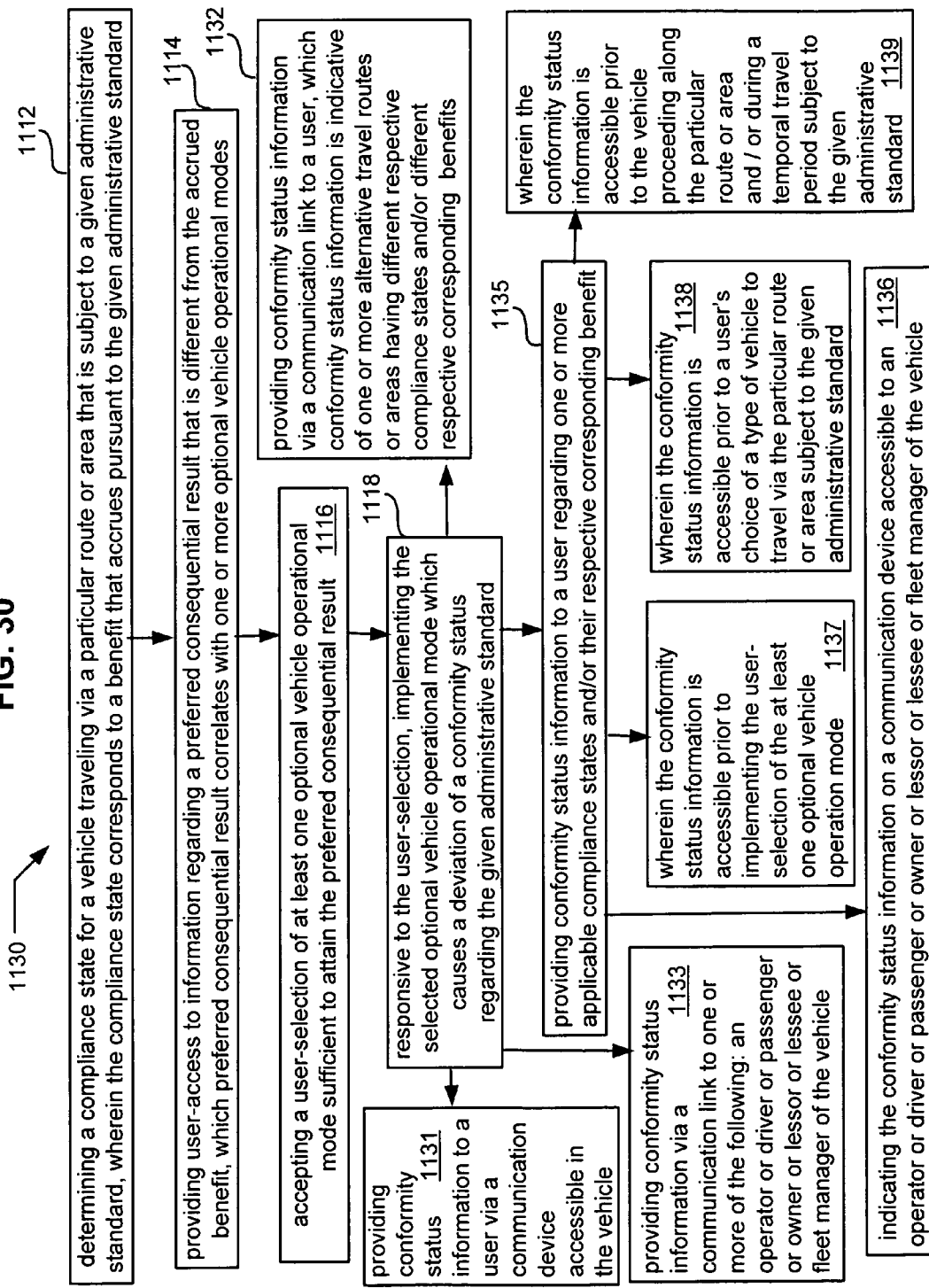


FIG. 31

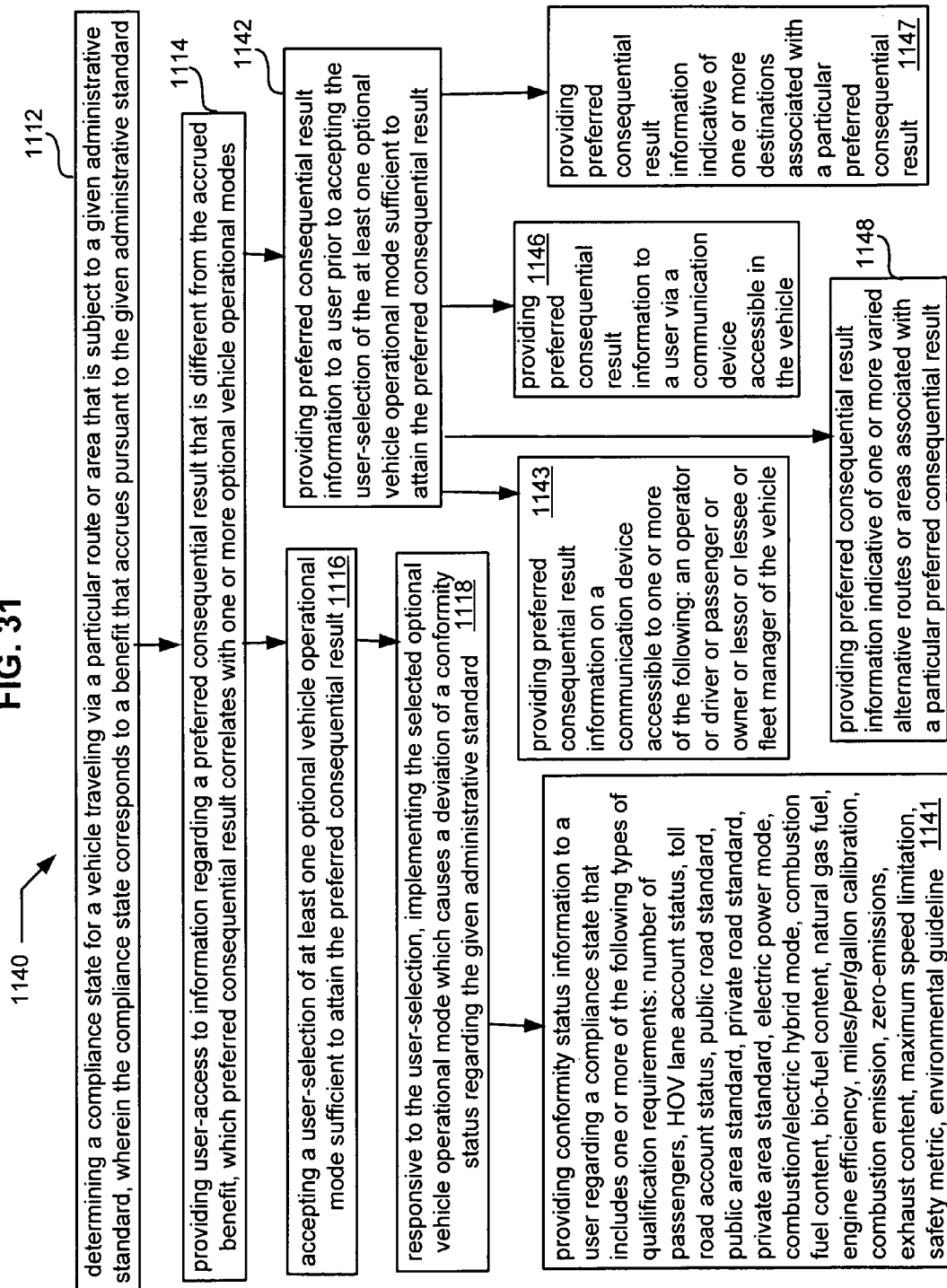


FIG. 32

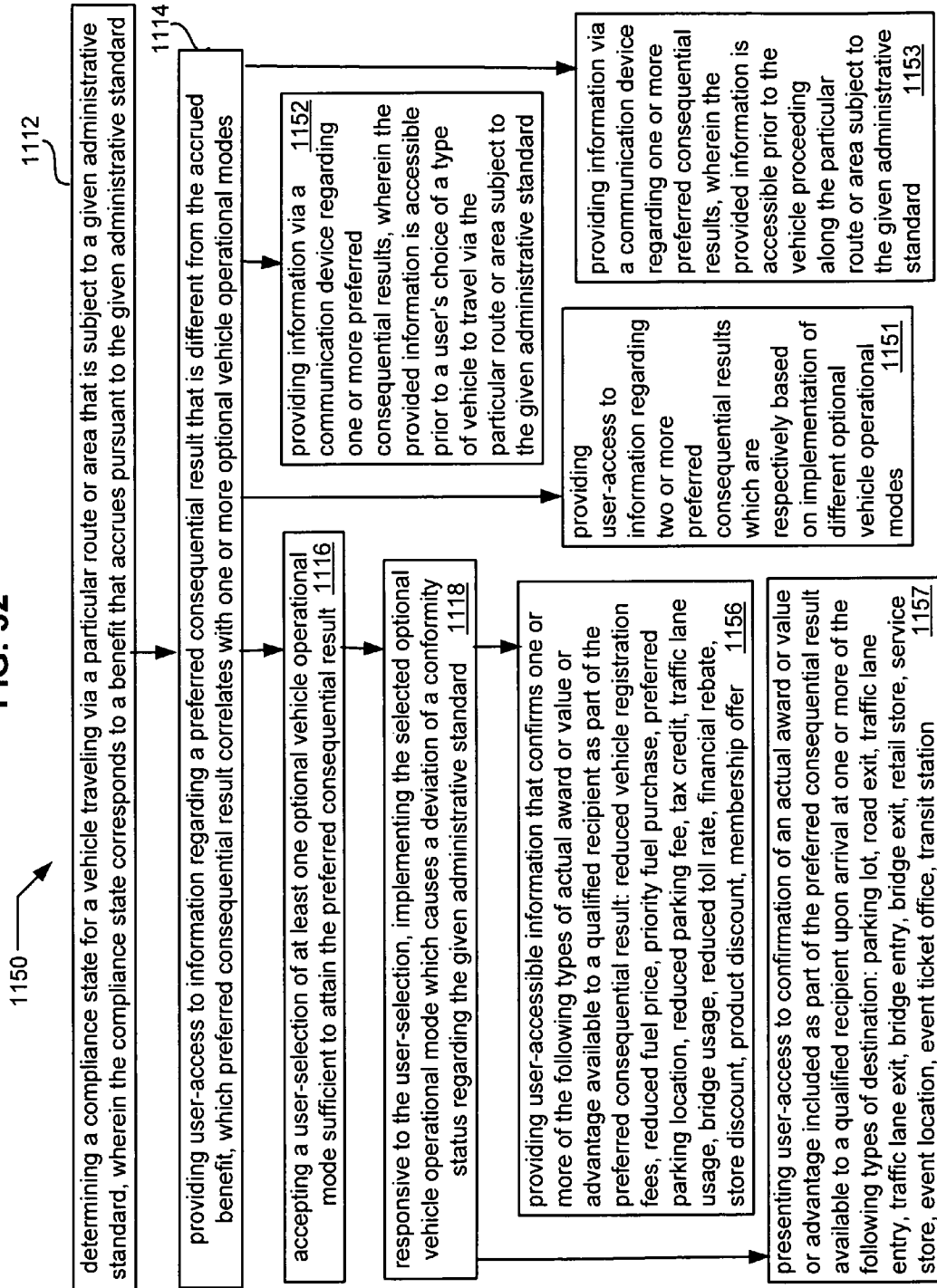


FIG. 33

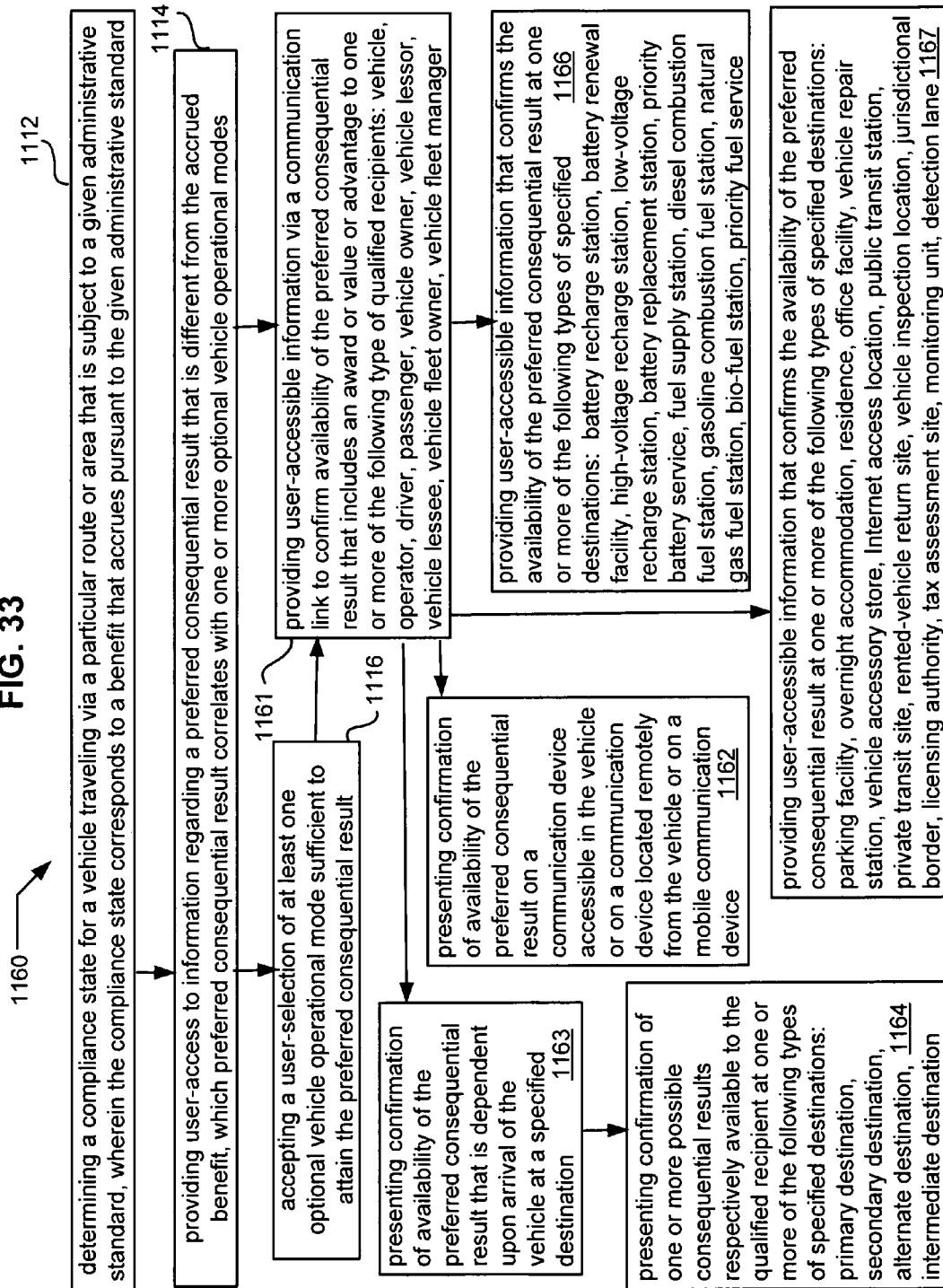


FIG. 34

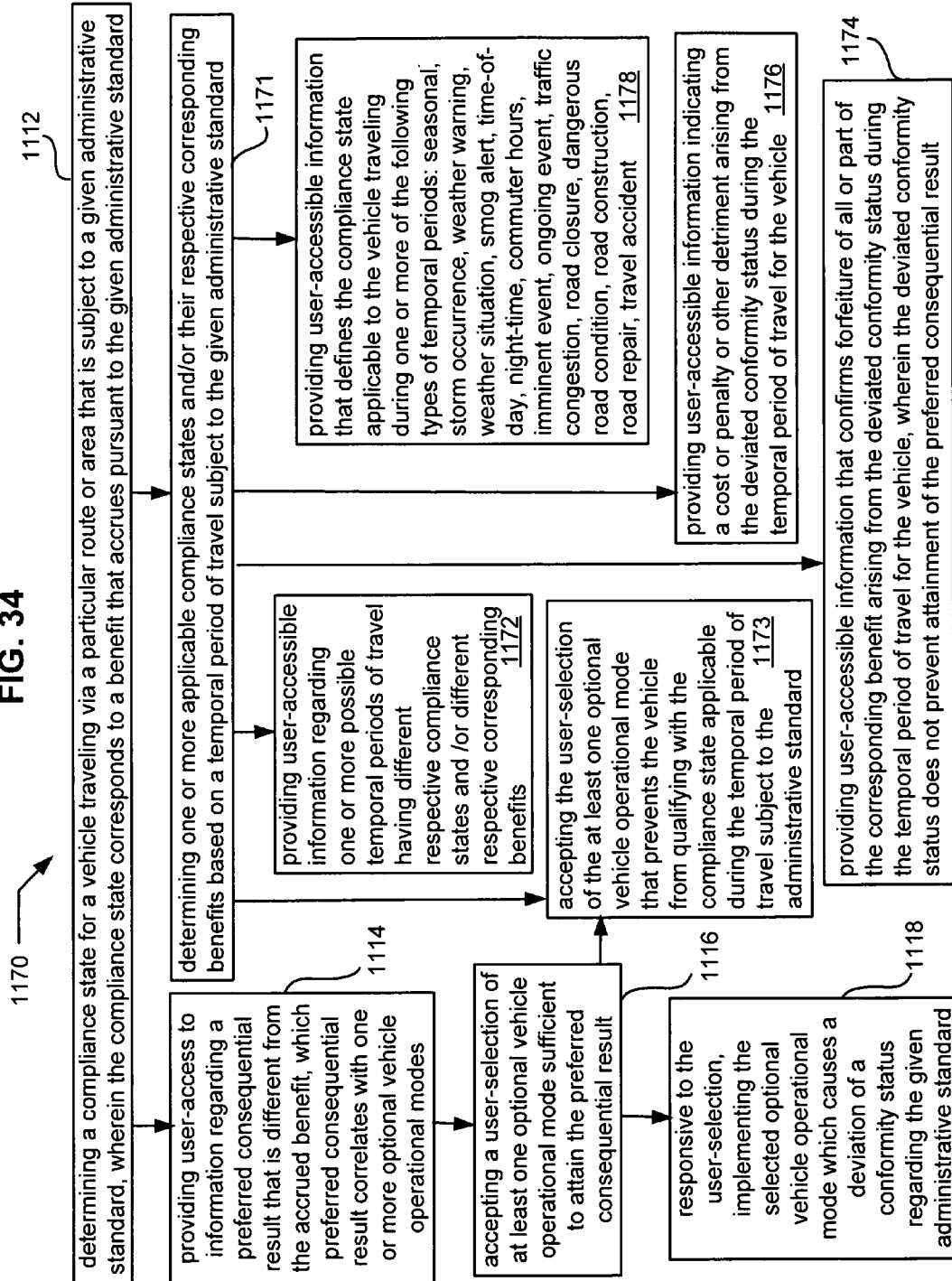


FIG. 35

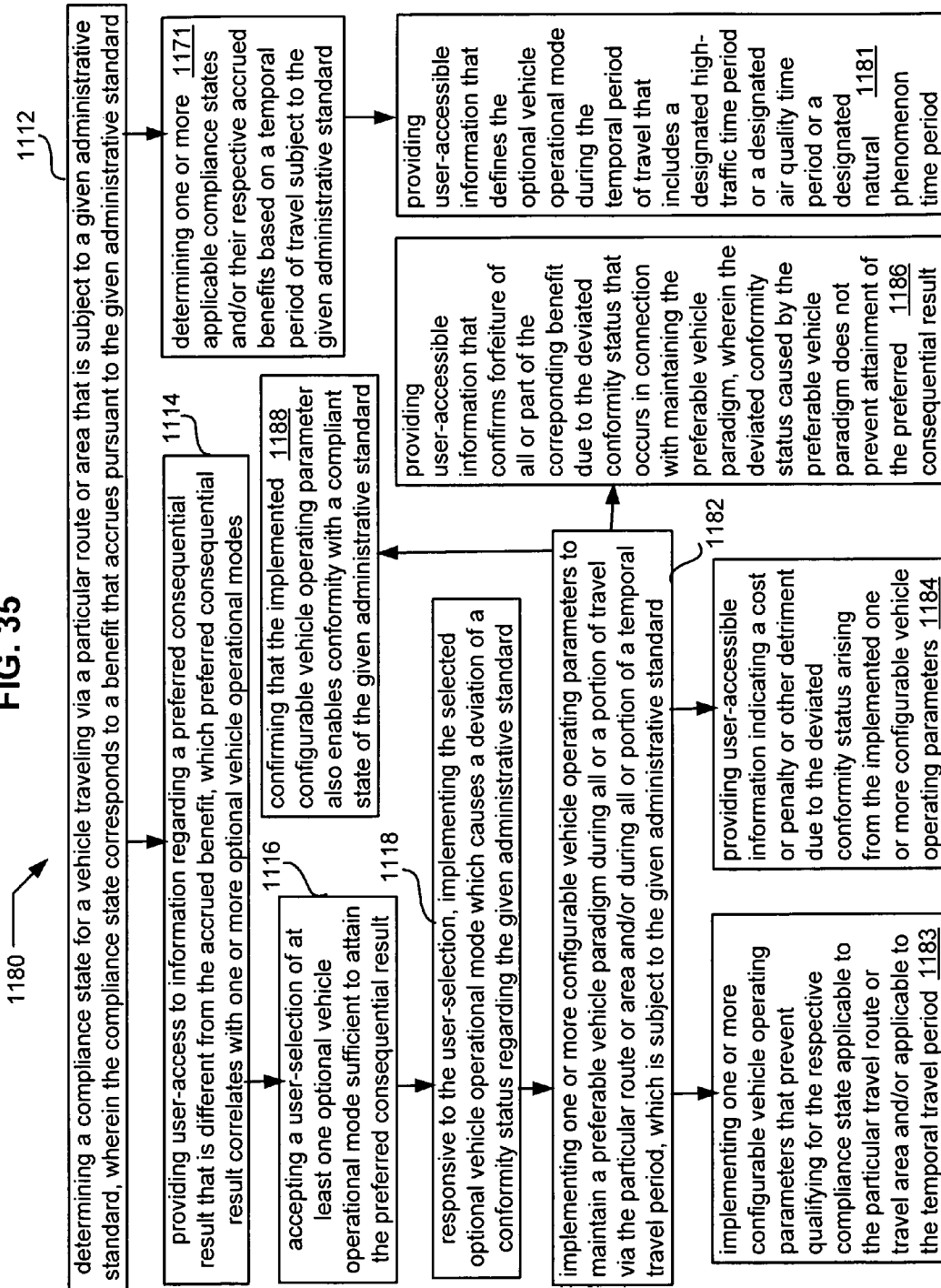


FIG. 36

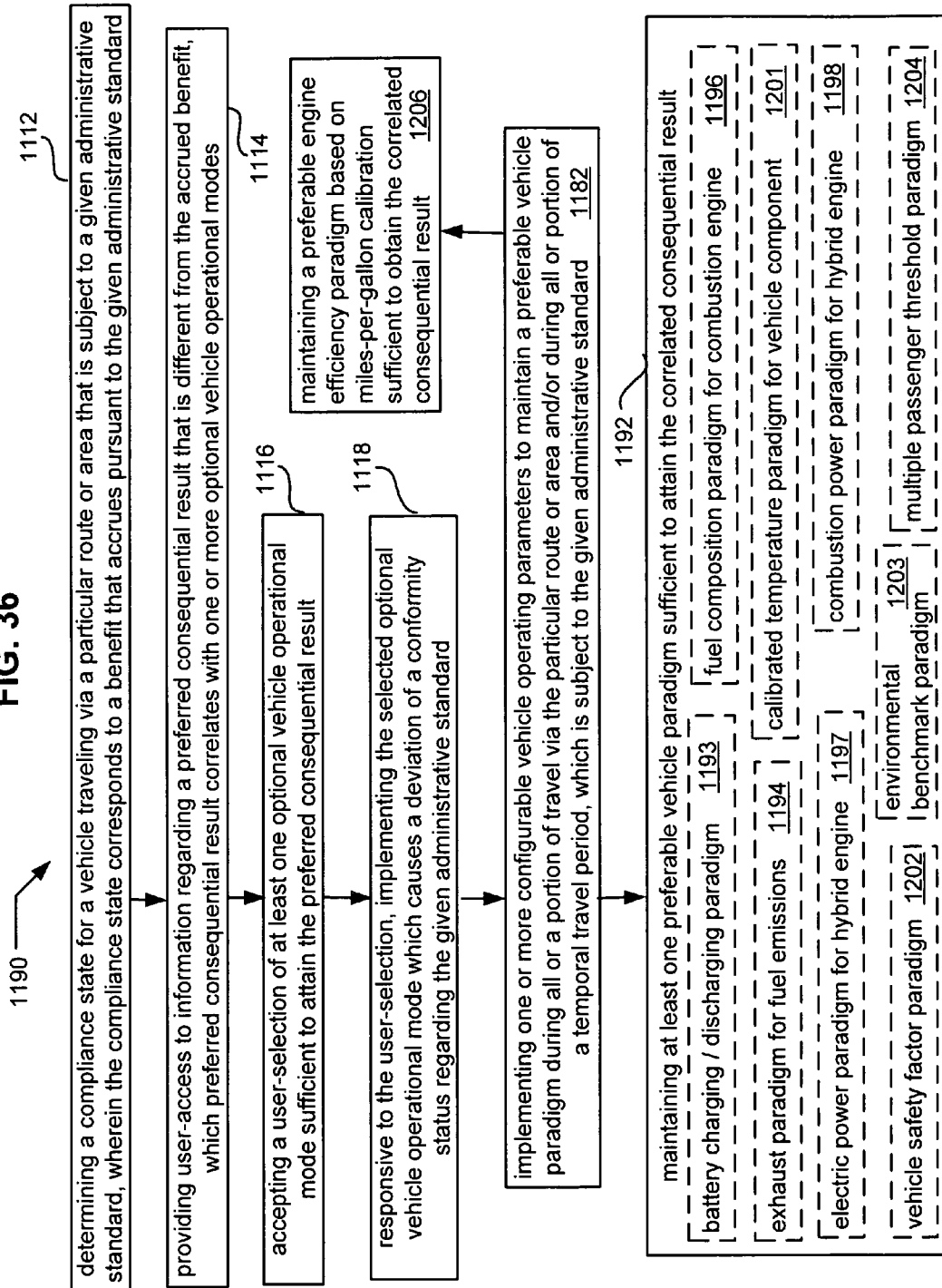


FIG. 37

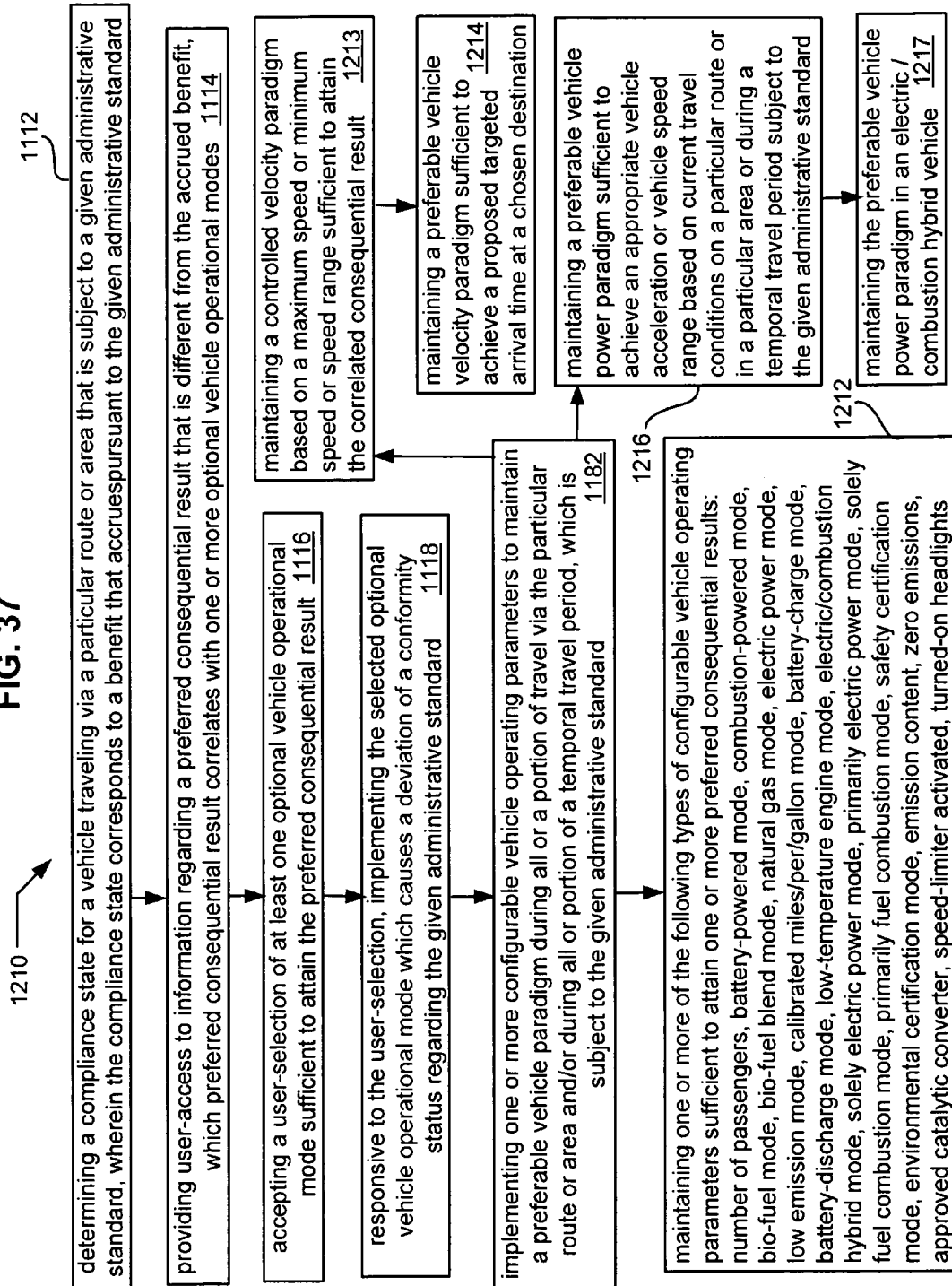




FIG. 38

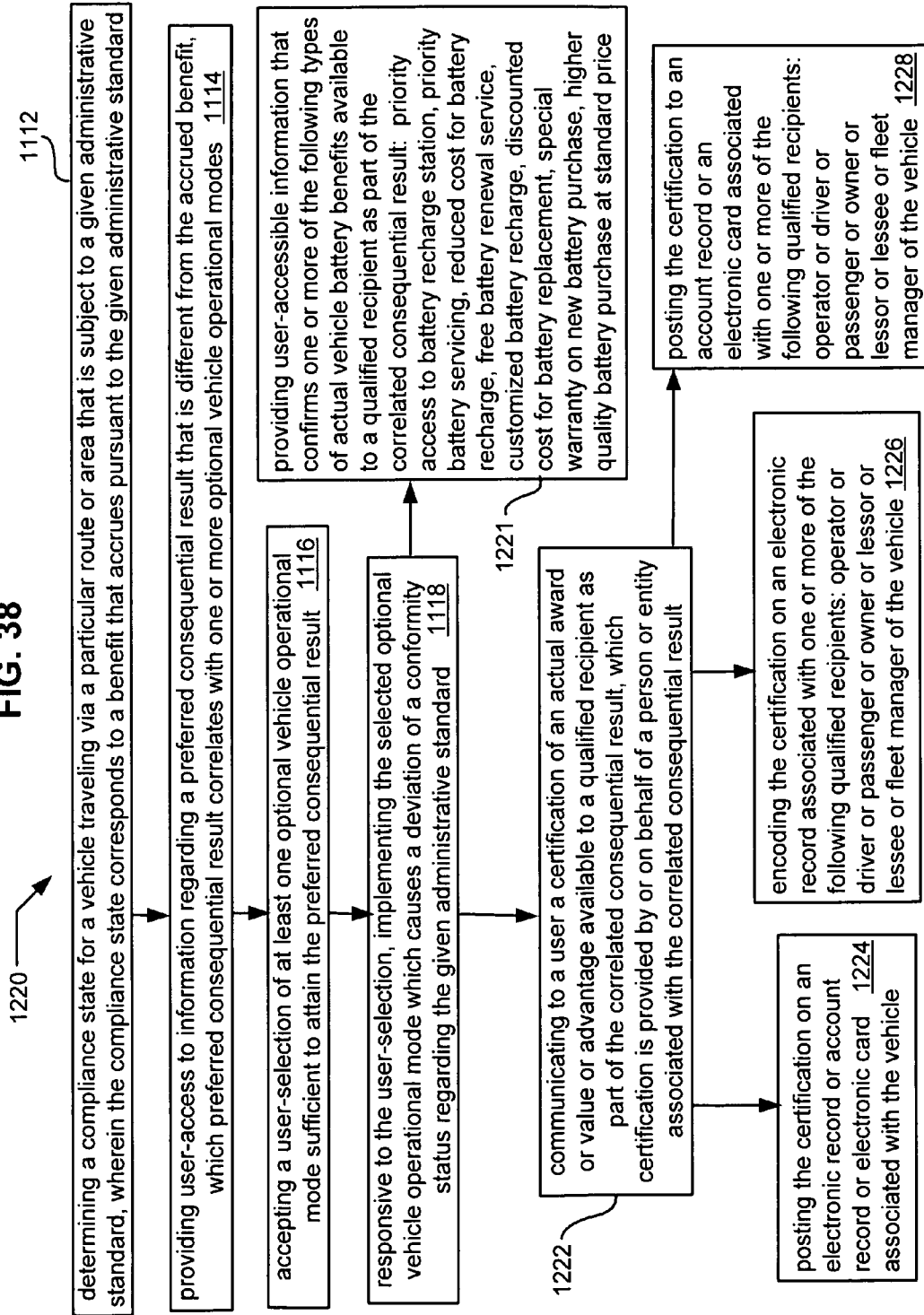


FIG. 39

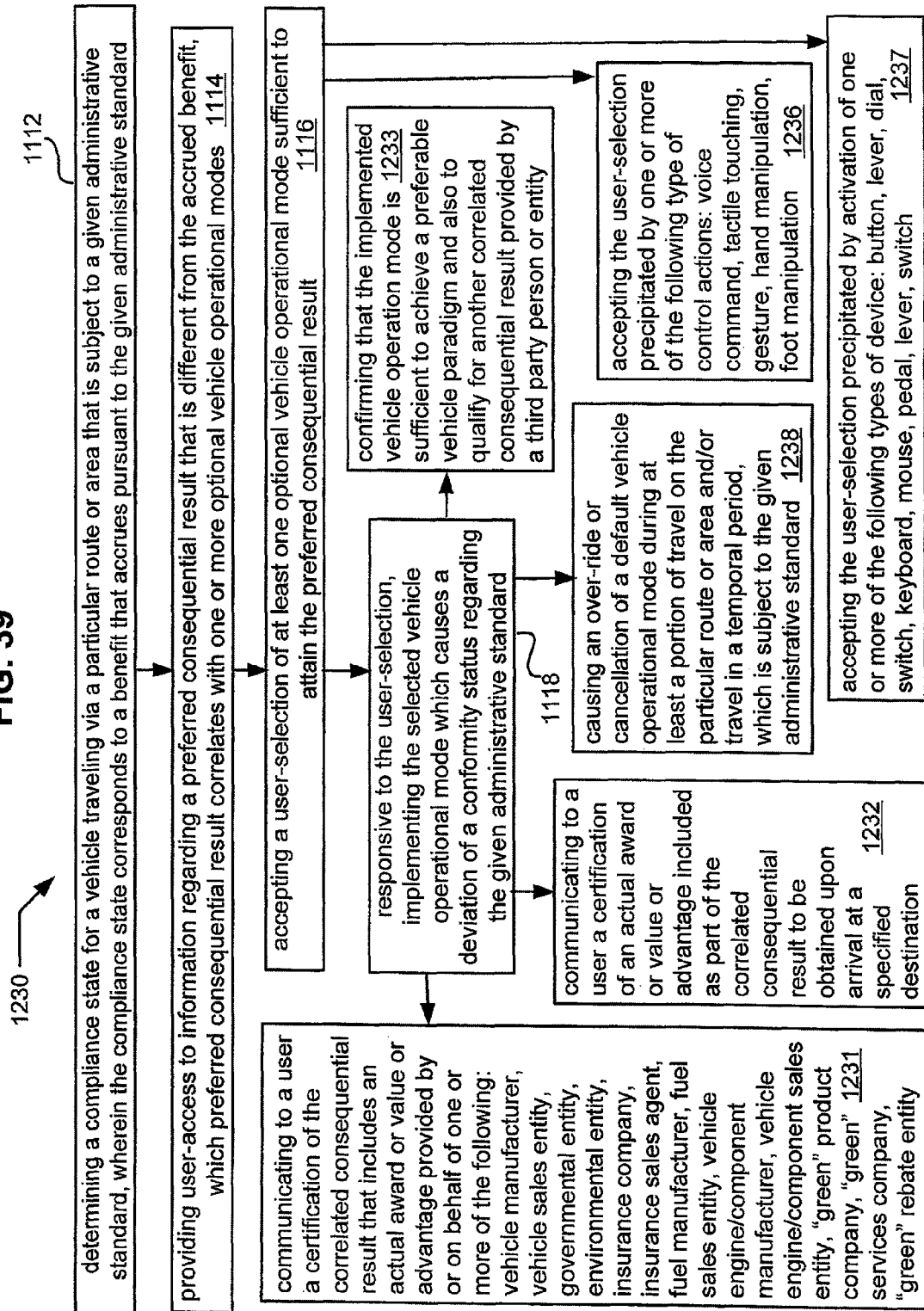


FIG. 40

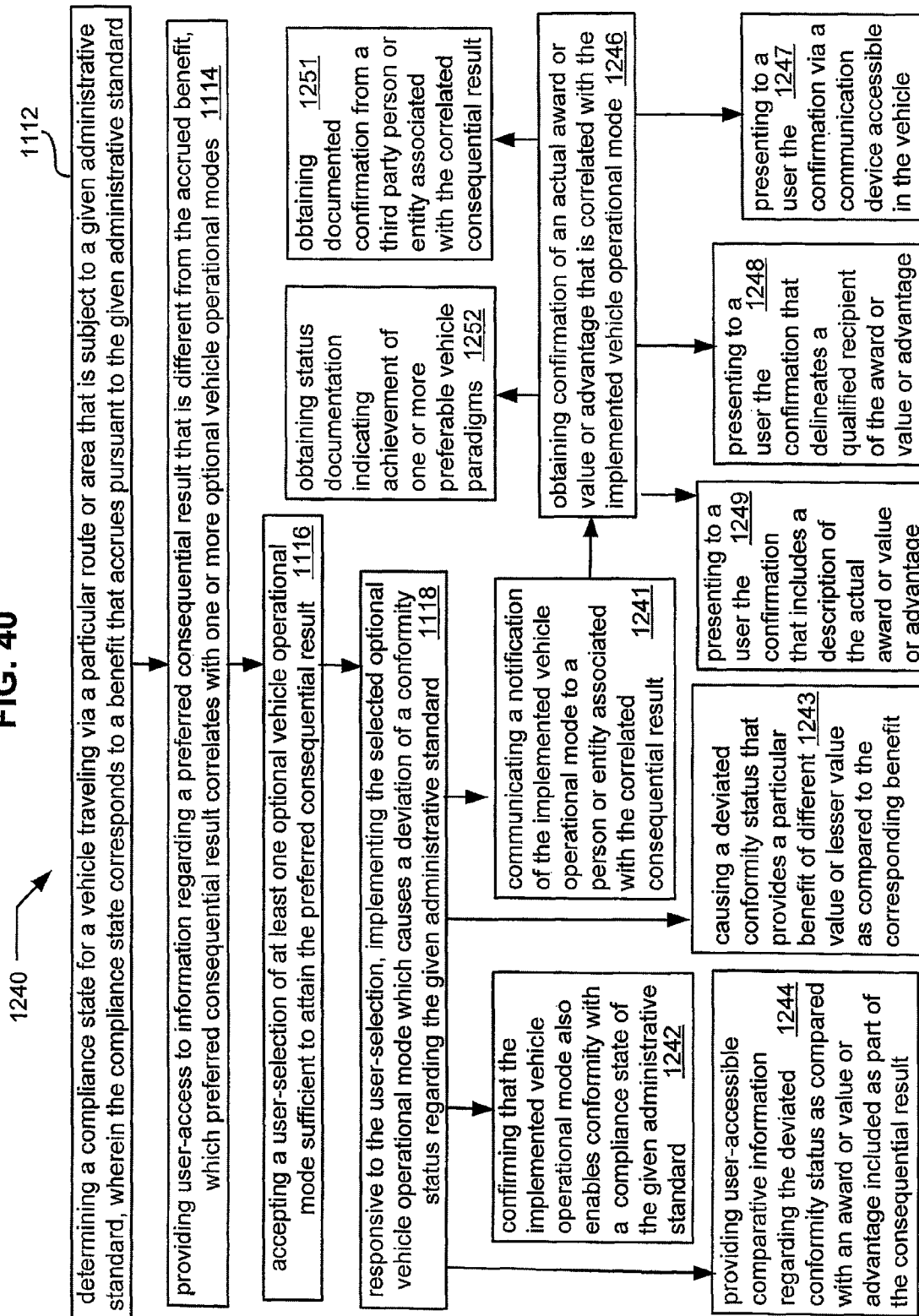


FIG. 41

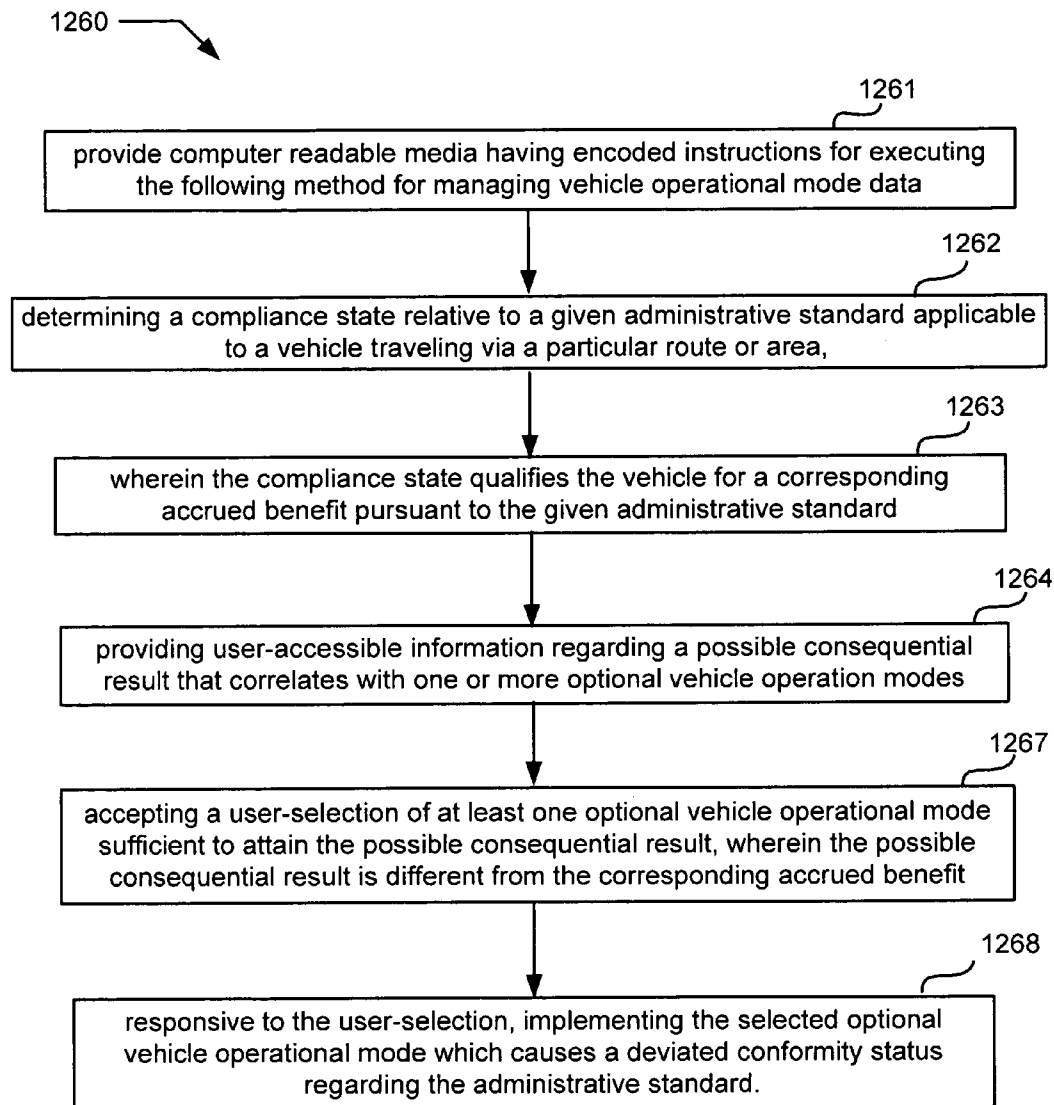
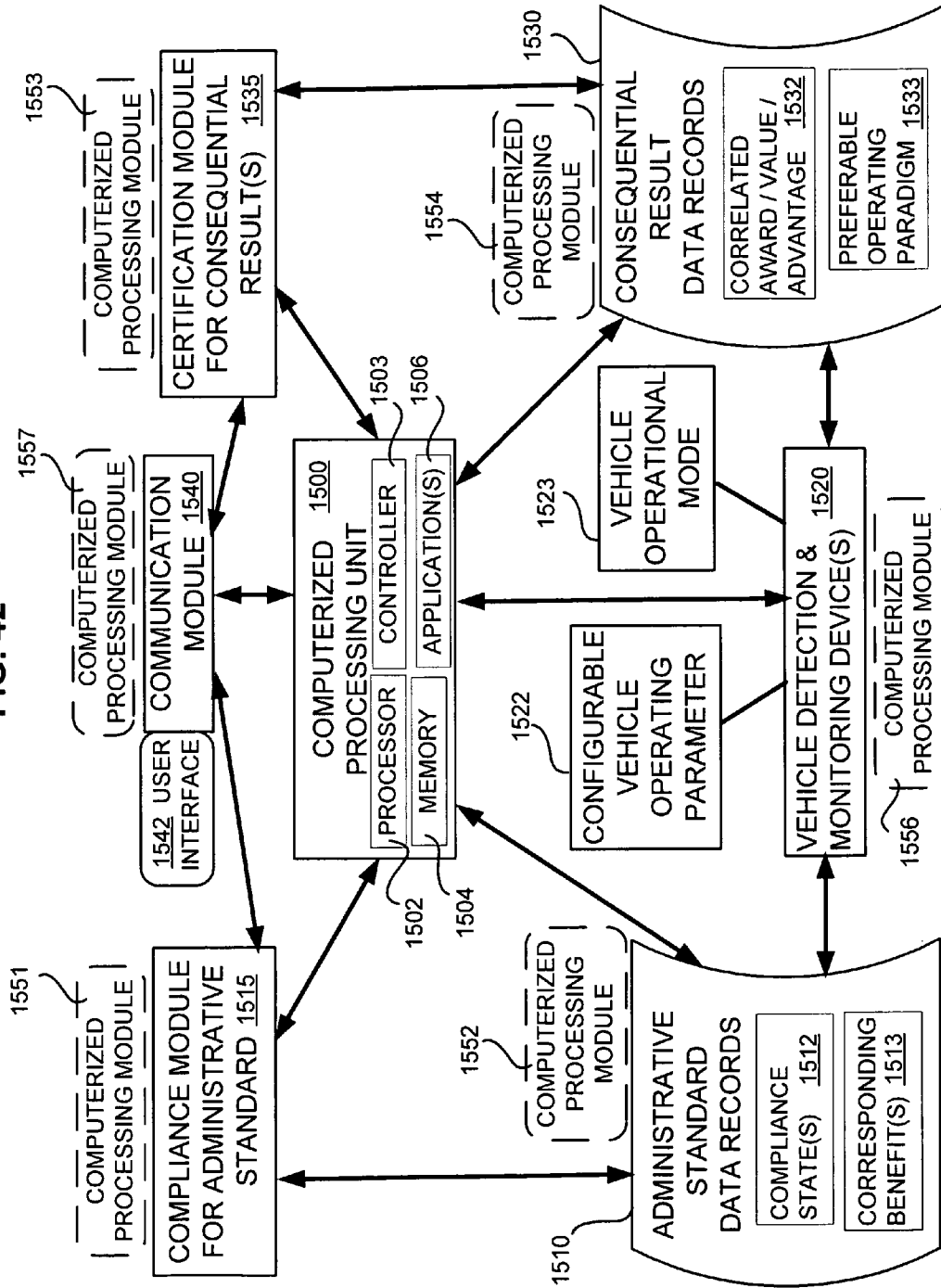


FIG. 42



1

**VEHICLE SYSTEM FOR VARIED  
COMPLIANCE BENEFITS****CROSS-REFERENCE TO RELATED  
APPLICATIONS**

The present application is related to and claims the benefit of the earliest available effective filing date(s) from the following listed application(s) (the "Related Applications") (e.g., claims earliest available priority dates for other than provisional patent applications or claims benefits under 35 USC §119(e) for provisional patent applications, for any and all parent, grandparent, great-grandparent, etc. applications of the Related Application(s)). All subject matter of the Related Applications and of any and all parent, grandparent, great-grandparent, etc. applications of the Related Applications is incorporated herein by reference to the extent such subject matter is not inconsistent herewith.

**RELATED APPLICATIONS**

For purposes of the USPTO extra-statutory requirements, the present application constitutes a continuation-in-part of U.S. patent application Ser. No. 12/587,017 entitled SELECTIVE IMPLEMENTATION OF AN OPTIONAL VEHICLE MODE, naming Roderick A. Hyde, Muriel Y. Ishikawa, Jordin T. Kare, Thomas J. Nugent, Jr., Clarence T. Tegreene, Charles Whitmer, Lowell L. Wood, Jr., Victoria Y. H. Wood as inventors, filed 29 Sep. 2009, which is currently co-pending, or is an application of which a currently co-pending application is entitled to the benefit of the filing date.

For purposes of the USPTO extra-statutory requirements, the present application constitutes a continuation-in-part of U.S. patent application Ser. No. 12/462,207 entitled SELECTIVE CONTROL OF AN OPTIONAL VEHICLE MODE, naming Roderick A. Hyde, Muriel Y. Ishikawa, Jordin T. Kare, Thomas J. Nugent, Jr., Clarence T. Tegreene, Charles Whitmer, Lowell L. Wood, Jr., Victoria Y. H. Wood as inventors, filed 29 Jul. 2009, which is currently co-pending, or is an application of which a currently co-pending application is entitled to the benefit of the filing date.

The United States Patent Office (USPTO) has published a notice to the effect that the USPTO's computer programs require that patent applicants reference both a serial number and indicate whether an application is a continuation or continuation-in-part. Stephen G. Kunin, *Benefit of Prior-Filed Application*, USPTO Official Gazette Mar. 18, 2003, available at <http://www.uspto.gov/web/offices/com/sol/og/2003/week11/patbene.htm>. The present Applicant Entity (hereinafter "Applicant") has provided above a specific reference to the application(s) from which priority is being claimed as recited by statute. Applicant understands that the statute is unambiguous in its specific reference language and does not require either a serial number or any characterization, such as "continuation" or "continuation-in-part," for claiming priority to U.S. patent applications. Notwithstanding the foregoing, Applicant understands that the USPTO's computer programs have certain data entry requirements, and hence Applicant is designating the present application as a continuation-in-part of its parent applications as set forth above, but expressly points out that such designations are not to be construed in any way as any type of commentary and/or

2

admission as to whether or not the present application contains any new matter in addition to the matter of its parent application(s).

**BACKGROUND**

The present application relates to vehicle monitoring and control devices and related methods, systems, components, computerized apparatus, software program products, and communication techniques.

**SUMMARY**

In one aspect, an exemplary method embodiment for managing vehicle operational mode data may include but is not limited to determining a compliance state for a vehicle traveling via a particular route or area that is subject to a given administrative standard, wherein the compliance state corresponds to an accrued benefit pursuant to the given administrative standard; and providing user-access to information regarding a preferred consequential result that is different from the accrued benefit, which preferred consequential result correlates with one or more optional vehicle operational modes. Additional possible method features may include accepting a user-selection of at least one optional vehicle operational mode sufficient to attain the preferred consequential result; and responsive to the user-selection, implementing the selected optional vehicle operational mode which causes a deviation of a conformity status regarding the given administrative standard.

In one or more various aspects, related systems include but are not limited to circuitry and/or programming for effecting the herein-referenced method aspects; the circuitry and/or programming can be virtually any combination of hardware, software, and/or firmware configured to effect the herein-referenced method aspects depending upon the design choices of the system designer.

In another aspect, an exemplary system embodiment may include but is not limited to computerized components for remote processing of selected vehicle operating parameters, which system has the capability to implement the various process features disclosed herein. For example an exemplary vehicle system for varied operational modes may include a communication unit operably coupled to a first data record listing one or more available compliance states for a vehicle traveling via a particular route or area that is subject to a given administrative standard, wherein the one or more compliance states correspond to respective benefits available to a qualified recipient; and a second data record operably coupled to the communication unit and configured to maintain information regarding a preferred consequential result that correlates with one or more optional vehicle operational modes. Additional exemplary system features may include a user interface linked to the communication unit to provide access to information regarding a benefit corresponding to vehicle compliance state as compared to a preferred consequential result based on a selected vehicle operational mode detected by one or more vehicle monitoring or detection devices configured to transmit updated vehicle operational mode data to the communication unit.

In a further aspect, a computer program product embodiment may include computer-readable media having encoded instructions for executing a method for managing vehicle operational mode data, wherein the method may include determining a compliance state relative to a given administrative standard applicable to a vehicle traveling via a particular route or area, wherein the compliance state qualifies the

vehicle for a corresponding accrued benefit pursuant to the given administrative standard; providing user-accessible information regarding a possible consequential result that correlates with one or more optional vehicle operation modes; and accepting a user-selection of at least one optional vehicle operational mode sufficient to attain the possible consequential result, wherein the possible consequential result is different from the corresponding accrued benefit. Another possible method feature incorporated in the computer readable media may include responsive to the user-selection, implementing the selected optional vehicle operational mode which causes a deviated conformity status regarding the administrative standard.

In addition to the foregoing, various other method and/or system and/or program product aspects are set forth and described in the teachings such as text (e.g., claims and/or detailed description) and/or drawings of the present disclosure.

The foregoing summary is illustrative only and is not intended to be in any way limiting. In addition to the illustrative aspects, embodiments, and features described above, further aspects, embodiments, and features will become apparent by reference to the drawings and the following detailed description.

#### BRIEF DESCRIPTION OF THE FIGURES

FIG. 1 is a schematic block diagram illustrating an exemplary embodiment for a selective vehicle control system.

FIG. 2 is a schematic block diagram depicting exemplary vehicle operating parameters.

FIG. 3 is a schematic block diagram illustrating exemplary data processing aspects related to optional vehicle operational modes.

FIG. 4 is a schematic representation of exemplary communication techniques involving optional vehicle operational modes.

FIG. 5 is a tabular representation showing varied examples of vehicle compliance states.

FIG. 6 is another tabular representation showing additional exemplary vehicle compliance states.

FIGS. 7-8 are further tabular representations showing exemplary vehicle modes associated with varied destinations.

FIG. 9 is a schematic representation of exemplary confirmation techniques for various types of consequential results.

FIG. 10 is a high level flow chart for an exemplary selective vehicle control process.

FIGS. 11-24 are more detailed flow charts illustrating further exemplary process features that may be incorporated in vehicle control embodiments.

FIG. 25 is a diagrammatic flow chart for an exemplary computer program product embodiment for selective control of one or more vehicle operational modes.

FIG. 26 is a schematic block diagram illustrating an exemplary vehicle system for varied compliance benefits.

FIG. 27 is a depiction of an exemplary display of a data table for comparative vehicle modes.

FIG. 28 is a high level flow chart for an exemplary method for managing vehicle operation mode data.

FIGS. 29-40 are more detailed flow charts illustrating additional exemplary process features that may be incorporated in vehicle management system embodiments.

FIG. 41 is a diagrammatic flow chart for an exemplary computer program product embodiment for managing various vehicle operational modes.

FIG. 42 is a schematic block diagram illustrating an exemplary system for managing and processing vehicle operation mode data.

#### DETAILED DESCRIPTION

In the following detailed description, reference is made to the accompanying drawings, which form a part hereof. In the drawings, similar symbols typically identify similar components, unless context dictates otherwise. The illustrative embodiments described in the detailed description, drawings, and claims are not meant to be limiting. Other embodiments may be utilized, and other changes may be made, without departing from the spirit or scope of the subject matter presented here.

Those having skill in the art will recognize that the state of the art has progressed to the point where there is little distinction left between hardware, software, and/or firmware implementations of aspects of systems; the use of hardware, software, and/or firmware is generally (but not always, in that in certain contexts the choice between hardware and software can become significant) a design choice representing cost vs. efficiency tradeoffs. Those having skill in the art will appreciate that there are various vehicles by which processes and/or systems and/or other technologies described herein can be effected (e.g., hardware, software, and/or firmware), and that the preferred vehicle will vary with the context in which the processes and/or systems and/or other technologies are deployed. For example, if an implementer determines that speed and accuracy are paramount, the implementer may opt for a mainly hardware and/or firmware vehicle; alternatively, if flexibility is paramount, the implementer may opt for a mainly software implementation; or, yet again alternatively, the implementer may opt for some combination of hardware, software, and/or firmware. Hence, there are several possible vehicles by which the processes and/or devices and/or other technologies described herein may be effected, none of which is inherently superior to the other in that any vehicle to be utilized is a choice dependent upon the context in which the vehicle will be deployed and the specific concerns (e.g., speed, flexibility, or predictability) of the implementer, any of which may vary. Those skilled in the art will recognize that optical aspects of implementations will typically employ optically-oriented hardware, software, and/or firmware.

In some implementations described herein, logic and similar implementations may include software or other control structures. Electronic circuitry, for example, may have one or more paths of electrical current constructed and arranged to implement various functions as described herein. In some implementations, one or more media may be configured to bear a device-detectable implementation when such media hold or transmit device detectable instructions operable to perform as described herein. In some variants, for example, implementations may include an update or modification of existing software or firmware, or of gate arrays or programmable hardware, such as by performing a reception of or a transmission of one or more instructions in relation to one or more operations described herein. Alternatively or additionally, in some variants, an implementation may include special-purpose hardware, software, firmware components, and/or general-purpose components executing or otherwise invoking special-purpose components. Specifications or other implementations may be transmitted by one or more instances of tangible transmission media as described herein, optionally by packet transmission or otherwise by passing through distributed media at various times.

5

Alternatively or additionally, implementations may include executing a special-purpose instruction sequence or invoking circuitry for enabling, triggering, coordinating, requesting, or otherwise causing one or more occurrences of virtually any functional operations described herein.

In some variants, operational or other logical descriptions herein may be expressed as source code and compiled or otherwise invoked as an executable instruction sequence. In some contexts, for example, implementations may be provided, in whole or in part, by source code, such as C++, or other code sequences.

In other implementations, source or other code implementation, using commercially available and/or techniques in the art, may be compiled//implemented/translated/converted into a high-level descriptor language (e.g., initially implementing described technologies in C or C++ programming language and thereafter converting the programming language implementation into a logic-synthesizable language implementation, a hardware description language implementation, a hardware design simulation implementation, and/or other such similar mode(s) of expression). For example, some or all of a logical expression (e.g., computer programming language implementation) may be manifested as a Verilog-type hardware description (e.g., via Hardware Description Language (HDL) and/or Very High Speed Integrated Circuit Hardware Descriptor Language (VHDL)) or other circuitry model which may then be used to create a physical implementation having hardware (e.g., an Application Specific Integrated Circuit). Those skilled in the art will recognize how to obtain, configure, and optimize suitable transmission or computational elements, material supplies, actuators, or other structures in light of these teachings.

Those skilled in the art will recognize that it is common within the art to implement devices and/or processes and/or systems, and thereafter use engineering and/or other practices to integrate such implemented devices and/or processes and/or systems into more comprehensive devices and/or processes and/or systems. That is, at least a portion of the devices and/or processes and/or systems described herein can be integrated into other devices and/or processes and/or systems via a reasonable amount of experimentation. Those having skill in the art will recognize that examples of such other devices and/or processes and/or systems might include—as appropriate to context and application—all or part of devices and/or processes and/or systems of (a) an air conveyance (e.g., an airplane, rocket, helicopter, etc.), (b) a ground conveyance (e.g., a car, truck, locomotive, tank, armored personnel carrier, etc.), (c) a building (e.g., a home, warehouse, office, etc.), (d) an appliance (e.g., a refrigerator, a washing machine, a dryer, etc.), (e) a communications system (e.g., a networked system, a telephone system, a Voice over IP system, etc.), (f) a business entity (e.g., an Internet Service Provider (ISP) entity such as Comcast Cable, Qwest, Southwestern Bell, etc.), or (g) a wired/wireless services entity (e.g., Sprint, Cingular, Nextel, etc.), etc.

In certain cases, use of a system or method may occur in a territory even if components are located outside the territory. For example, in a distributed computing context, use of a distributed computing system may occur in a territory even though parts of the system may be located outside of the territory (e.g., relay, server, processor, signal-bearing medium, transmitting computer, receiving computer, etc. located outside the territory).

A sale of a system or method may likewise occur in a territory even if components of the system or method are located and/or used outside the territory. Further, implemen-

6

tation of at least part of a system for performing a method in one territory does not preclude use of the system in another territory.

As used herein, the term “vehicle” encompasses devices for conveying persons or objects, including without limitation automobiles, trucks, motorcycles, buses, trains, and other land conveyances, boats, ferries, ships, and other watergoing vessels, and aircraft.

FIG. 1 is a schematic block diagram illustrating an exemplary embodiment **50** for a selective vehicle control system regarding vehicle **55**. A vehicle communication unit **52** having user-selection interface **54** may in some instances be remotely accessed by a mobile communication unit **56** having user-selection interface **58**. The vehicle communication unit **54** may also be operably connected via transponder **60** and via field transceiver **62** with a central data center **65** to facilitate determination of a conformity status of the vehicle **50** with respect to an applicable vehicle administrative standard. The central data center **65** may be linked to an administrative standards compliance unit **70** that is configured to include processor **72**, controller **74**, and application program **76** in order to make such a conformity status determination for vehicle **55** as well as for other vehicles. A periodically updated record of accounts **78** regarding the conformity status may be maintained by the administrative standards compliance unit **70**.

It will be understood that a record of accounts **78** may relate to various persons or entities associated with vehicle **50**. In some embodiments the vehicle communication unit **52** may be linked to an on-board card reader/scanner **90** that is capable of transferring relevant account data to and/or receiving data from a vehicle identification (ID) card **92**, vehicle owner ID card **94**, driver/operator ID card **96**, passenger ID card **98**, and/or fleet ID card **99**. In certain embodiments the card reader/scanner **90** may also be able to transfer data to and/or receive data from a credit card **91** for non-cash transactions regarding a compliance state relative to the applicable administrative standard as well as for a non-cash transaction regarding a preferred consequential result correlated with one or more optional vehicle operational modes.

A correlation display unit **100** may be linked to the vehicle communication unit **52** to provide pertinent informational data for various compliance states relative to the administrative standard that is applicable to vehicle **55**. For example, a compliance exemption category may have a related cost/penalty **108**, a compliance state #AA may have a related first benefit **102**; a different compliance state #BB may have a related second benefit **104**; and another different compliance state #CC may have a related third benefit **106**. The correlation display unit **100** may also provide data indicative of varied administrative time periods and/or varied administrative locales **110** associated with the various compliance states.

The correlation display unit **100** may be linked to the vehicle communication unit **52** to provide pertinent informational data indicative of various vehicle operational modes and their correlated consequential results. This enables a user-selected implementation of chosen vehicle operational mode which in some instances may modify a vehicle conformity status of a given administrative standard. For example, a selective vehicle mode option #XX may qualify for a first result **112**; a different selective vehicle mode option #YY may qualify for a second result **114**; and another different selective vehicle mode option #ZZ may qualify for a third result. As further examples, a choice of alternative travel routes for vehicle **55** may result in different respective consequences **120**; a choice of alternate destinations for vehicle **55** may



result in different respective consequences **122**; and a choice of a vehicle paradigm operation may result in a particular type of consequence **124**.

FIG. **2** is a schematic block diagram depicting exemplary vehicle operating parameters regarding vehicle **130**. In some embodiments the vehicle **130** may include an engine drive system **160** that derives power from a combustion motor **162** and/or from an electric motor **172**. A vehicle communication unit **140** may include a data/status display **142** for indicating various pertinent data regarding one or more configurable vehicle operating parameters **146** as well as pertinent data regarding available consequential results **148** respectively associated with the configurable vehicle operating parameters **146**. The vehicle communication unit **140** having user interface **141** may be accessed by a vehicle operator **144** (e.g., in some instances by another vehicle occupant) to monitor such configurable vehicle operating parameters **146**.

For example, vehicle operating parameters involving the combustion motor **162** may include various data aspects related to exhaust emissions **168**, wherein monitored and/or processed output data obtained by emission sensor **169** may be transmitted to communication unit **140**. As another example, vehicle operating parameters involving combustion fuels may include various data aspects related to gasoline **164** and/or bio-fuel **166**, wherein monitored and/or processed output data obtained by fuel content analyzer **166** as well as obtained by fuel gauge **167** may be transmitted to communication unit **140**.

As additional examples, vehicle operating parameters involving the electric motor **172** may include various data aspects related to a power battery **174**, wherein monitored and/or processed output data obtained by battery discharge gauge **176** may be transmitted to communication unit **140**. As a further example, monitored and/or processed output data regarding general vehicle operating parameters involving the engine drive system **160** may include engine efficiency calibration data (e.g., miles-per-gallon rating) **170** transmitted to communication unit **140**. As another example, engine operating parameters involving heat monitoring of various vehicle components may be obtained by temperature sensor **178** for transmission to communication unit **140**.

More exemplary vehicle operating parameters may be obtained by a passenger monitoring device **180** for transmitting seat-belt usage data, passenger ID data, and occupant counting data to communication unit **140**. Further exemplary vehicle operating parameters may involve vehicle data that includes monitored safety factors **175** such as identification of air bags deployed, safety inspection status, prohibited driver activity (e.g., alcohol usage, cell phone usage, text messaging, unlicensed driver, expired driver license, etc.), expired car registration, tire tread wear, tire pressure, engine fluid data (e.g., brake cylinder, automatic transmission, oil, coolant), wherein such vehicle data is transmitted to communication unit **140**.

All such output data regarding the vehicle operating parameters that is stored or maintained by communication unit **140** may be accessible on the data/status display monitor **142** for review and/or consideration by the user who selectively implements one or more chosen vehicle operation modes **154**. Such selective implementation may be actuated by circuits and/or software included in a computerized controller module **150**. It will be understood that a user-selection of certain vehicle operating parameters in order to achieve a preferable vehicle paradigm may cause a modification of the conformity status of the vehicle with respect to a given administrative standard.

Such a computerized controller module **150** may also include implementation components such as an application program **152**, lever **158**, keyboard **156** or other devices (e.g. button, dial, switch, mouse, pedal, etc.), and may be actuated by various user-initiated control actions (e.g., voice command, tactile touching, gesture, hand manipulation, foot manipulation, etc.). In some instances the implementation components may be actuated from a mobile and/or remote device (e.g., see mobile communication unit **56** in FIG. **1**).

FIG. **3** is a schematic block diagram illustrating exemplary data processing aspects related to optional vehicle operation modes for vehicle **200**. An on-board communication unit **205** having a user-selection interface **208** may be operably connected with a data record **215** regarding various compliance states relative to an administrative standard. The communication unit **205** includes a data/status display **210** to indicate one or more available compliance states for a travel route or travel area or temporal period **217**. The data/status display **210** may further indicate one or more optional vehicle modes **216**, and may identify one or more possible consequential results **226** that are respectively correlated with the optional vehicle modes. A compliance module **220** operatively linked to data record **215** and to communication unit **205** may include processing circuits and/or software capable of determining the conformity status as well as the accrued benefit or penalty based on a selection of one or more configurable vehicle operating parameters associated with an optional vehicle operational mode **230**.

Accordingly a person or entity associated with vehicle **200** may obtain an accrued benefit or penalty corresponding to the conformity status of the vehicle **218** relative to the administrative standard, which conformity status may be modified due to a user-selected implementation of a chosen vehicle operational mode.

Also depicted in FIG. **3** is a data record regarding availability and status of one or more optional vehicle operational modes **225**, which data record is accessible to the communication unit **205** for review by a user. It will be understood that implementation of an optional vehicle mode correlated with a preferred consequential result **228** may qualify an approved recipient to attain an award or value or advantage included as part of the preferred consequential result **240**. Of course, such implementation of the optional vehicle mode may involve one or more of the following aspects: a preferred vehicle operation paradigm **242**, varied travel route consequences **244**, varied destination consequences **246**. It will be further understood that such implementation of the optional vehicle mode may also have an effect on the conformity status of the vehicle **205** relative to the administrative standard **248**.

Those skilled in the art will recognize that at least a portion of the devices and/or processes described herein can be integrated into a data processing system. Those having skill in the art will recognize that a data processing system generally includes one or more of a system unit housing, a video display device, memory such as volatile or non-volatile memory, processors such as microprocessors or digital signal processors, computational entities such as operating systems, drivers, graphical user interfaces, and applications programs, one or more interaction devices (e.g., a touch pad, a touch screen, an antenna, etc.), and/or control systems including feedback loops and control motors (e.g., feedback for sensing position and/or velocity; control motors for moving and/or adjusting components and/or quantities). A data processing system may be implemented utilizing suitable commercially available components, such as those typically found in data computing/communication and/or network computing/communication systems.

FIG. 4 is a schematic representation of exemplary communication techniques involving optional vehicle operational modes for a vehicle 250 traveling along designated paths 249, 350 toward one or more destinations 354, 357, 358. For example, in some instances a vehicle mode selection that includes traveling toward a primary destination 354 may require a choice between alternative routes 344, 346. A different vehicle mode selection that includes travel along other alternative routes 348, 349 would allow a visit to intermediate destination 358 along the way to primary destination 354. Yet another vehicle mode selection that includes travel toward a secondary destination 357 may require a choice to proceed along alternative route 347. Each travel route as well as each destination may involve varied combinations of trip times and travel velocities and traffic conditions, as well as different compliance states associated with an applicable administrative vehicle standard.

Vehicle 250 may include a driver (e.g., operator) 251 and also passenger occupants 252, 253, and may further include a communication unit 255 having a user-selection interface 256 available to the driver 251 and/or passenger occupants 252, 253. In some implementations the communication unit 255 may be linked to an on-board GPS 260, and also linked to onboard data records 258, and in some instances linked to an on-board compliance unit 275. The on-board compliance unit 275 may include processing circuits and/or software capable of making a determination of a vehicle conformity status with respect to the given administrative standard 292 and its associated compliance states 294 as set forth in externally available data records 290 (or perhaps also available in on-board data records 258). Of course other data record locations may be provided to facilitate easy accessibility and appropriate data integrity and security.

In some embodiments a vehicle-mounted transceiver 270 may provide a bi-directional wireless communication link 272 with a remote compliance unit 280 that may include processing circuits and/or software capable of making a similar determination of the vehicle conformity status. It will be understood that wireless communication links 272a may be maintained between the remote compliance unit 280 and the traveling vehicle-mounted transceiver 270a during a time period prior to and/or during and/or after the vehicle 250 is subject to the given administrative standard. Of course the communication unit 255 as well as individual passenger communication units may have their own respective transceivers depending on the circumstances, and the depicted embodiments features are provided for illustration only and are not intended to be limiting.

An account record 310 may receive an output from the on-board compliance unit 275 or from the remote compliance unit 280. Such an account record 310 may include a cumulative listing of accrued benefits and/or penalties based on conformity of one or more vehicles 250 with the compliance states 294 of various administrative vehicle standards. It will be understood that a transmission tower 300 (or a network satellite) may provide the required wireless communication links 302, 304, 306, 308 with on-board compliance unit 275, remote compliance unit 280, account record 310, and communication unit 255 to facilitate accessibility and storage of historical and/or updated and/or real-time informational data related to the operational modes of vehicle 250 during travel.

When a user identifies and/or receives informational data (e.g., via communication unit 255) regarding availability of a preferred consequential result 325 that is different from an administrative compliance benefit, a decision may be made to selectively implement one or more optional vehicle operation modes 330 in a manner to attain an available preferred con-

sequential result. For example, one or more available (e.g., updated) consequential results associated with a specified alternate destination 360 may be transmitted to communication unit 255 for display and/or review and/or consideration by the user who selectively implements a chosen vehicle operation mode 330. As a further example, one or more available (e.g., updated) consequential results associated with alternative travel routes 340 may be transmitted to communication unit 255 for display and/or review and/or consideration by the user who selectively implements a chosen vehicle operation mode 330. As another example, one or more available (e.g., updated) consequential results associated with a preferred vehicle paradigm 334, as well as monitored status data for the preferred vehicle paradigms 332, may be transmitted to communication unit 255 for display and/or review and/or consideration by the user who selectively implements a chosen vehicle operation mode 330.

FIG. 5 is a tabular representation that includes a data table 380 showing examples of varied vehicle compliance states for applicable private and public locales (e.g., areas and travel routes) 385 that are subject to an administrative vehicle standard during predetermined temporal periods 390. An exemplary temporal period may include a designated weekday commuter time (e.g., 6-9 AM and 4-7 PM), and in some instances may include special daily air quality alerts (e.g., 8 AM to 8 PM).

An exemplary listing of varied vehicle compliance states 395 and their corresponding daily monetary fee 430 during a designated time period is depicted in FIG. 5. For example, an administrative policy that encourages electric powered vehicles may be enacted pursuant to an administrative standard have a graduated daily fee scale as follows: battery-powered vehicle 432 pays no daily fee; hybrid vehicle operating in "power mode only" 434 pays two dollars; hybrid vehicle operating in "over fifty percent electric mode" 436 pays six dollars; and hybrid vehicle operating in "over fifty percent combustion mode" 438 pays eight dollars.

As a further example, an administrative policy that encourages non-petroleum and/or non-polluting engines may be enacted pursuant to an administrative standard having varied compliance states 395 with a graduated fee scale as follows: vehicle operating in "pure bio-fuel combustion mode" 440 pays four dollars; vehicle using "certified bio-fuel blend only" 442 pays eight dollars; vehicle using "compressed natural gas fuel" 444 pays four dollars; vehicle using "conventional gas/diesel fuel" 446 pays fifteen dollars; vehicle using diesel fuel with "low emission mode ON" 448 pays ten dollars; and vehicle using gasoline fuel with "catalytic converter ON" 449 pays ten dollars.

As another example, an administrative policy encouraging ride sharing may be enacted pursuant to an administrative standard having varied compliance states 395 with a graduated fee scale as follows: vehicle with "driver only—zero passengers" 450 pays an extra nine dollar surcharge; vehicle with "at least one passenger" 452 pays an extra seven dollar surcharge; vehicle with "at least two passengers" pays an extra three dollar surcharge; and vehicle with "at least three passengers" pays no extra surcharge.

In contrast, an administrative policy that is based on a "usage tax" for non-compliant vehicles may be enacted pursuant to an administrative standard with a fixed fee scale, such as a "prepaid all-day exemption ticket" costing twenty dollars.

Various types of exemplary locales may become subject to a vehicle administrative standard. For example, such an administrative standard may be enforced against vehicles traveling on high-speed traffic lanes (e.g., Tri-City freeway's

high speed thru lane **402**, State highway **25**—HOV/diamond lanes **416**, entire roadways (e.g., Evergreen parkway **406**, Memorial toll road **404**), strategic routes traversing natural barriers (e.g., Roosevelt tunnel **408**, Pioneer viaduct **410**, Cascade River bridge **412**, Washington lake ferry **414**), nature parks (e.g., Grizzly bear forest state park **418**, Redwood mountain national park **420**), restricted residential developments (e.g., Habitat private resort **422**, all roads & streets in Sunset Village **426**, Nottingham retirement community **428**), and educational and business locations (e.g., Emerald City urban center between Central Ave/River Rd/Aspen Dr/State St **424**, Ford College campus & research park **427**).

FIG. 6 is a tabular representation that includes data tables **470** showing examples of varied alternative routes **475**, **515**, **535** and their respective compliance states **490**, **490a**, **490b** and fee schedules **510**, **510a**, **510b** relative to an administrative vehicle standard. For example, an alternate route via Lincoln Bridge **475** requires a separate payment charge for each trip based on its own customized compliance schedule. As another example, an alternative route via Madison Bridge **515** requires an all-day pass payment based on its own customized compliance schedule. As a further example, an alternative route via Lake Toll Road **535** requires a payment at each periodic exit toll station based on its own customized compliance schedule.

It is noted that in some circumstances, a different exemplary alternative route via a conventional highway or frontage road **530** may provide a slower trip for which a vehicle administrative standard is not applicable **532** and therefore no payment is required.

More specifically with respect to the Lincoln Bridge **475**, a possible vehicle operation mode category **480** entitled “share” **482** has a compliance state **490** of “at least one passenger” **492** with a dual payment status **500**. The dual payment status **500** may include a “passenger share basis” **502** requiring a ten dollar fee, or else a “combo share with battery or bio-fuel basis” **503** requiring a lesser five dollar fee. Another possible vehicle operation mode category **480** entitled “battery” **484** has a compliance state **490** of “solely electric power” **494** with a payment status **500** called “battery power basis” **504** requiring an eight dollar fee. A further possible vehicle operation mode category **480** entitled “bio-fuel” **486** has a compliance state **490** of “solely bio-fuel combustion” **496** with a payment status **500** called “bio-fuel basis” **506** requiring an eight dollar fee. Yet another possible vehicle operation mode category **480** entitled “exemption” **488** has a compliance state **490** of “authorized pre-payment” **498** with a payment status **500** called “exemption basis” **508** requiring a higher twenty dollar fee.

More specifically with respect to the Madison Bridge **515**, a possible vehicle operation mode category **480a** entitled “solo” **514** has a compliance state **490a** of “no passenger” **522** requiring a rather high thirty dollar fee. Another possible vehicle operation mode category **480a** entitled “pool” **516** has a compliance state **490a** of “one/two passengers” **524** requiring a lesser twenty dollar fee. Another possible vehicle operation mode category **480a** entitled “group” **518** has a compliance state **490a** of “three or more passengers” **526** requiring a lowest ten dollar fee.

More specifically with respect to the Lake Toll Road **535**, a possible vehicle operation mode category **480b** entitled “zero emissions” **544** has a compliance state **490b** of three separate classifications **552**, including a first basis of “electric power vehicle”, a second basis of “solely electric mode (hybrid engine)”, and a third basis of “certified low combustion emission”, wherein each basis qualifies for waiver of any payment fee. Another possible vehicle operation mode category **480b**

entitled “high occupancy vehicle (HOV)” **546** has a compliance state **490b** of “at least two passengers” **545** that also qualifies for waiver of any payment fee. A further possible vehicle operation mode category **480b** entitled “cash/credit exemption” **548** has a compliance state **490b** of “daily/weekly/monthly rate” **556** requiring a twenty five dollar daily fee, a one hundred dollar weekly fee, and a three hundred fifty dollar monthly fee.

Of course, it will be understood that the various references herein to an administrative standard that includes payment status based on fees and/or dollar amounts are for purposes of illustration only and are not intended to be limiting. Other types of compliance requirements that are based on non-monetary valuation or qualification may be incorporated as part of the administrative standard, including items or topics or behavior that are deemed to be appropriate with respect to the desired goals and policies of such administrative standard.

FIGS. 7-8 are tabular representations that includes data tables **570**, **680** showing examples of varied destinations **575**, **620**, **685**, **720** that provide consequential results **600**, **600a**, **600b**, **600c** respectively based on correlated vehicle operation modes **610**, **610a**, **600b**, **600c**. It will be understood that the specific type of destinations shown including café-type destinations **575** and retail/wholesale store and mall-type destinations **620** and parking destinations **685** and overnight accommodations **720** are for purposes of illustration only, and are not intended to be limiting.

Although a chain of affiliated product or service entities at different locations may provide identical consequential results associated with identically correlated vehicle operation modes, the individual destinations illustrated in FIGS. 7-8 are depicted with different characteristics to better illustrate a variety of possible choices that may be available to a particular vehicle and/or its occupants.

For example as depicted in FIG. 7, a café-type destination entity entitled Sizzle **582** along the Parkway route **592** may provide to a qualified recipient an award or value or advantage that includes “food discount & high-voltage battery recharge” **602** based on an implemented “electric power” vehicle mode **612**; a café-type destination entity entitled Lake-Vu **584** along the State Street route **594** may provide to a qualified recipient an award or value or advantage that includes “food discount & bio-fuel discount” **604** based on an implemented “low emission” vehicle mode **614**; a café-type destination entity entitled Dan’s **585** along the Tri-Tunnel route **595** may provide to a qualified recipient an award or value or advantage that includes “food discount & gas/diesel discount” based on an implemented “multi-passenger” vehicle mode **615**.

As further examples, a café-type destination entity entitled Mid-Lake Mall **586** along the Parkway or Toll Road route **596** may provide to a qualified recipient an award or value or advantage that includes “food & product purchase discounts & access to low-voltage recharge” **606** based on an implemented “multi-passenger or electric power” vehicle mode **616**; and a café-type destination entity entitled Eatery Buffet **588** along the Highway with HOV Lane **598** may provide to a qualified recipient an award or value or advantage that includes “food discount plus free movie tickets for all vehicle occupants” **608** based on “qualified HOV use” vehicle mode **618**.

As additional examples depicted in FIG. 7, a retail store destination entity entitled Import Wow **622** along the Sunset Village route **632** may provide to a qualified recipient an award or value or advantage that includes a “discount for driver & owner” **642** based on a “qualified HOV use” vehicle mode **654**; and a retail store destination entity entitled Price-Plus **624** along the Viaduct route **624** may provide to a quali-

13

fied recipient an award or value or advantage that includes “battery replacement & discount recharge & discount gas/diesel” **644** based on an implemented “multi-passenger” vehicle mode **652**.

As added examples, a wholesale or retail store entity entitled U-Buy Service Center **626** at a mall-type destination near an exit from the HOV lane of U.S. Highway route **636** may provide to a qualified recipient an award or value or advantage that includes “discounted car accessories/repair & discounted high-voltage or low-voltage recharge or discounted bio-fuel” **646** based on an implemented “low emission or electric power or bio-fuel” vehicle mode **656**; and a mall-type destination entitled Fashion Mall & Triplex Theaters & Terrace Parking **628** that can be reached via multiple routes and areas **638** may provide to a qualified recipient an award or value or advantage that includes “variable discounts for parking & purchases & movie tickets & fuel & battery recharge & meals & groceries” **648** based on implemented “diverse vehicle mode qualifications for each entity” **658**.

Referring to more examples as depicted in FIG. 8, a parking destination entitled Early Bird **682** that can be reached via the Parkway route **692** may provide to a qualified recipient an award or value or advantage that includes “low-voltage recharge & pre-8 am discount” **702** based on an implemented “electric power” vehicle mode **712**; a parking destination entitled Self-Park **684** that can be reached via the Viaduct route **694** may provide to a qualified recipient an award or value or advantage that includes “daily or weekly discount rate” based on an implemented “low emission or bio-fuel” vehicle mode **714**; and a parking destination entitled Muni-Park **686** that can be reached via any HOV Lane **696** may provide to a qualified recipient an award or value or advantage that includes “free shuttle to office buildings” **706** based on an implemented “multi-passenger” vehicle mode **716**.

With reference to more examples, an overnight accommodation destination entitled Whiz Motel **722** along the Parkway route **732** may provide to a qualified recipient an award or value or advantage that includes “room & recharge discounts” **742** based on an implemented “electric power” vehicle mode **752**; an overnight accommodation destination entitled Nu-Inn **724** along the Viaduct route **734** may provide to a qualified recipient an award or value or advantage that includes “free breakfast & discounted bio-fuel” **744** based on an implemented “low emissions or bio-fuel” vehicle mode **754**; and an overnight accommodation destination entitled Marquis Hotel **726** that can be reached via any HOV Lane or the Parkway or the Toll Road **736** may provide to a qualified recipient an award or value or advantage that includes “discounted rooms, free parking with low-voltage or high-voltage recharge” **746** based on a “qualification receipt from HOV lane or Parkway or Toll Road” **756**.

It will be understood that the types of possible award or value or advantage depicted in the exemplary embodiments of FIGS. 7 and 8 are for purposes of illustration and are not intended to be limiting. Many other diverse monetary and non-monetary consequential results may be provided in connection with products and services that may be available at a specified destination to a qualified recipient.

The schematic representation of FIG. 9 illustrates exemplary embodiment features that provide possible certification techniques for various types of consequential results related to vehicle **760** traveling along a designated path **790** toward one or more destinations **791**, **792**, **723**. Vehicle **760** may include a driver (e.g., operator) **761** and passengers **762**, **763** and may further include a communication unit **765** having a user interface **766** available to the driver **761** and/or passengers **762**, **763**. In some implementations the communication

14

unit **765** also may be linked to an on-board GPS (global positioning system) **769**, and linked to on-board data records **770**, and linked via transceiver **773** to one or more remote communication units **772**. Exemplary informational data sent to and from the communication unit **765** may relate to selected vehicle operation modes that are actually implemented in vehicle **770** during travel via a particular route or area. Other data inputs to and from communication unit **765** may relate to a preferred consequential result that includes certification of an actual award or value or advantage correlated with the selected vehicle operation mode.

For example, a data message from communication unit **765** may constitute a vehicle mode notification **775** sent to certification module **780** for determination of attainment of an actual consequential result, based on data records **777** that include a listing of a possible award or value or advantage **778** and a listing of their respective correlated vehicle operation modes **779**. The certification module **780** may include processing circuits and/or software capable of making such a determination, and also configured to send a certification response **785** to a qualified recipient (e.g., vehicle **760**, driver **761**, passengers **762**, **763**, etc.) via transceiver **773**. A responsible party providing the consequential result **782** may also be linked to certification module **780** to receive updated certification status information.

As a further example, a separate certification module **780a** may be configured to make a determination of attainment of an actual award or value or advantage associated with a correlated vehicle operation mode based on related data records **777a**. The certification module **780a** may include processing circuits and/or software capable of making such a determination regarding a consequential result associated with specified destinations **791**, **792**, **793**. A certification of the actual attainment of such consequential result **794** can be sent to a qualified recipient via communication unit **765** or via a remote communication unit **772**.

As another example, a separate certification module **780b** may be configured to make a determination of attainment of an actual award or value or advantage associated with a correlated vehicle operation mode based on related data records **777b**. The certification module **780b** may include processing circuits and/or software capable of making such a determination regarding a consequential result associated with a particular route or area **790a**, **790b**, **790c**. A certification of actual attainment of such consequential result **795** can be sent to a qualified recipient via communication unit **765** or via a remote communication unit **772**.

As an additional example, a separate certification module **780c** may be configured to make a determination of attainment of an award or value or advantage associated with a correlated vehicle operation mode based on related data records **777c**. The certification module **780c** may include processing circuits and/or software capable of making such a determination regarding a consequential result that involves monitoring an applicable vehicle operation parameter **767**. Such monitoring may be accomplished by various sensors including various types of electro-mechanical devices (e.g., see FIG. 2). A certification of actual attainment of a preferable vehicle paradigm **768** can be sent to a qualified recipient via communication unit **765** or via a remote communication unit **772**.

In a general sense, those skilled in the art will recognize that the various embodiments described herein can be implemented, individually and/or collectively, by various types of electro-mechanical systems having a wide range of electrical components such as hardware, software, firmware, and/or virtually any combination thereof; and a wide range of com-

15

ponents that may impart mechanical force or motion such as rigid bodies, spring or torsional bodies, hydraulics, electro-magnetically actuated devices, and/or virtually any combination thereof. Consequently, as used herein “electro-mechanical system” includes, but is not limited to, electrical circuitry operably coupled with a transducer (e.g., an actuator, a motor, a piezoelectric crystal, a Micro Electro Mechanical System (MEMS), etc.), electrical circuitry having at least one discrete electrical circuit, electrical circuitry having at least one integrated circuit, electrical circuitry having at least one application specific integrated circuit, electrical circuitry forming a general purpose computing device configured by a computer program (e.g., a general purpose computer configured by a computer program which at least partially carries out processes and/or devices described herein, or a microprocessor configured by a computer program which at least partially carries out processes and/or devices described herein), electrical circuitry forming a memory device (e.g., forms of memory (e.g., random access, flash, read only, etc.)), electrical circuitry forming a communications device (e.g., a modem, communications switch, optical-electrical equipment, etc.), and/or any non-electrical analog thereto, such as optical or other analogs. Those skilled in the art will also appreciate that examples of electro-mechanical systems include but are not limited to a variety of consumer electronics systems, medical devices, as well as other systems such as motorized transport systems, factory automation systems, security systems, and/or communication/computing systems. Those skilled in the art will recognize that electro-mechanical as used herein is not necessarily limited to a system that has both electrical and mechanical actuation except as context may dictate otherwise.

Referring to the high level flow chart of FIG. 10, an exemplary process embodiment **800** provides a method for selective control of a vehicle operation mode (block **801**) that may include obtaining information regarding a compliance state relative to a given administrative standard defining a predetermined vehicle operation mode of a vehicle traveling via a particular route or area (block **802**), wherein the compliance state corresponds to a first benefit that accrues based on conformity with the given administrative standard (block **803**); and identifying a preferred consequential result that is different from the first benefit, which preferred consequential result correlates with one or more optional vehicle operational modes (block **804**). Other possible process components may include making a user-selection to implement the one or more optional vehicle operational modes in a manner to attain the preferred consequential result (block **806**), wherein the implemented vehicle operational mode modifies a conformity status of the given administrative standard (block **807**).

The process embodiment features **810** illustrated in the more detailed flow chart of FIG. 11 may include previously described features **802**, **803**, **804**, **806**, **807**, wherein making the user-selection to implement the one or more optional vehicle operational modes prevents full conformity with the given administrative standard by the vehicle (block **811**). A further implementation feature may include, responsive to the implementation of the one or more optional vehicle operation modes, forfeiting all or part of the first benefit due to the modified conformity status regarding the given administrative standard, wherein the modified conformity status does not prevent attainment of the identified preferred consequential result (block **812**).

Other possible process aspects may include, responsive to the implementation of the one or more optional vehicle operation modes, obtaining a second benefit that accrues due to the modified conformity status, which second benefit is based on

16

a qualification with another compliance state applicable to the vehicle, wherein the modified conformity status does not prevent attainment of the identified preferred consequential result (block **813**). Other related aspects may include obtaining the second accrued benefit based on a qualification with two or more compliance states applicable to the vehicle (block **814**), and obtaining the second accrued benefit based on an exemption from the predetermined vehicle operation mode, which exemption requires additional payment or other consideration to qualify for the exemption (block **816**).

Referring to the various embodiment features **820** illustrated in FIG. 12, a possible process implementation may include previously described operations **802**, **803**, **804**, **806**, **807**, as well as obtaining information regarding the one or more possible travel routes or areas having different respective compliance states and/or different respective accrued benefits (block **821**). In some instances a process embodiment may include obtaining information regarding one or more applicable compliance states and/or their respective accrued benefit (block **822**), wherein in some implementations such obtained information may be indicated on a communication device accessible in the vehicle (block **823**), or such obtained information may be indicated on a communication device accessible to an operator or driver or passenger or owner or lessor or lessee or fleet manager of the vehicle (block **824**). A further related aspect may include obtaining information regarding one or more applicable compliance states and/or their respective accrued benefit (block **822**), wherein in some implementations such information is accessible prior to making the user-selected implementation of the one or more optional vehicle operational modes (block **826**).

Additional possible process features depicted in FIG. 12 may include obtaining information regarding a compliance state that includes one or more of the following types of qualification requirements: number of passengers, HOV lane account status, toll road account status, public road standard, public area standard, private road standard, private area standard, electric power mode, combustion/electric hybrid mode, combustion fuel content, bio-fuel content, natural gas fuel, engine efficiency, miles/per/gallon calibration, combustion emission, zero-emissions, exhaust content, maximum speed limitation (block **827**). Another exemplary process feature may include acquiring information regarding two or more possible consequential results which are respectively based on selective implementation of different optional vehicle operation modes (block **828**).

The various exemplary process embodiment features **830** disclosed in the flow chart of FIG. 13 may include previously described components **802**, **803**, **804**, **806**, **807** in combination with obtaining information regarding one or more applicable compliance states and/or their respective accrued benefit (block **822**). Further related component features may include obtaining such information that is accessible prior to choosing a type of vehicle to travel via the particular route or area subject to the given administrative standard (block **831**), or obtaining such information that is accessible prior to proceeding along the particular route or area subject to the given administrative standard (block **832**).

In some instances another process feature may include acquiring information regarding one or more possible consequential results (block **833**), wherein such acquired information may be indicated on a communication device accessible in the vehicle (block **834**) or may be indicated on a communication device accessible to an operator or driver or passenger or owner or lessor or lessee or fleet manager of the vehicle (block **836**).

17

As further illustrated in FIG. 13, some process embodiments may include acquiring information regarding one or more possible consequential results (block 833). Related process component may further include acquiring accessible information regarding the consequential result prior to making the user-selected implementation of the one or more optional vehicle operation modes (block 837), or acquiring accessible information regarding the consequential result prior to choosing a type of vehicle to travel via the particular route or area subject to the given administrative standard (block 838), or acquiring accessible information regarding the consequential result prior to proceeding along the particular route or area subject to the given administrative standard (block 839).

Referring to the detailed flow chart of FIG. 14, exemplary process features 840 may include previously described aspects 802, 803, 804, 806, 807 along with confirming availability of the identified preferred consequential result that includes an award or value or advantage to one or more of the following type of qualified recipients: vehicle, operator, driver, passenger, vehicle owner, vehicle lessor, vehicle lessee, vehicle fleet owner, vehicle fleet manager (block 841). Another possible process aspect may include confirming availability of the identified preferred consequential result that is dependent upon arrival of the vehicle at a specified destination (block 848).

In some exemplary process embodiments, an operational feature may include confirming availability of the identified preferred consequential result indicated on a communication device (block 842). Related features may include confirming availability on a communication device accessible in the vehicle (block 843), or confirming availability on a communication device located remotely from the vehicle (block 844), or confirming availability of the identified preferred consequential result on a mobile communication device (block 847). In some instances a process embodiment may include confirming availability on a communication device that is accessible to one or more of the following: operator, driver, passenger, vehicle owner, vehicle lessor, vehicle lessee, vehicle fleet owner, vehicle fleet manager (block 846).

The detailed flow chart of FIG. 15 depicts various exemplary process features 850 including previously described components 802, 803, 804, 806, 807 in combination with receiving information regarding travel via alternative routes or areas which have different respective compliance states and/or accrued benefits based on an applicable given administrative standard (block 851). Other possible process aspects may include forfeiting all or part of the corresponding benefit, responsive to the modified conformity status that occurs from traveling via a chosen alternative route or area (block 852), and wherein in some implementations the modified conformity status does not prevent attainment of the identified preferred consequential result (block 853).

Additional embodiments may include receiving information regarding travel to a specified destination via alternative routes or areas that are respectively subject to an applicable given administrative standard (block 854), wherein in some implementations availability of the identified preferred consequential result is dependent upon arrival of the vehicle at the specified destination (block 856). Further possible aspects may include receiving information regarding one or more possible consequential results respectively available at one or more of the following types of alternate specified destinations: primary destination, secondary destination, alternate destination, intermediate destination (block 857).

The exemplary process embodiment features 860 of FIG. 16 include previously described operations 802, 803, 804,

18

806, 807 along with forfeiting all or part of the corresponding benefit, responsive to the modified conformity status that occurs from traveling to the specified destination via a chosen route or area (block 861), wherein in some implementations the modified conformity status does not prevent attainment of the identified preferred consequential result available upon arrival at the specified destination (block 862).

Also depicted in FIG. 16 are previously described operations 854, 856 along with confirming the availability at a specified destination of the identified preferred consequential result that includes one or more of the following: battery recharge station, battery renewal facility, high-voltage recharge station, low-voltage recharge station, battery replacement station, priority battery service, fuel supply station, diesel combustion fuel station, gasoline combustion fuel station, natural gas fuel station, bio-fuel station, priority fuel service (block 863). A further process aspect may include confirming the availability of the identified preferred consequential at one or more of the following types of specified destination: parking facility, overnight accommodation, residence, office facility, vehicle repair station, vehicle accessory store, Internet access location, public transit station, private transit site, rented-vehicle return site, vehicle inspection location, jurisdictional border, licensing authority, tax assessment site, monitoring unit, detection lane (block 864).

Referring to the detailed flow chart of FIG. 17, variously illustrated embodiment features 870 include previously described process aspects 802, 803, 804, 806, 807 in combination with obtaining information regarding one or more applicable compliance states and/or their respective accrued benefit based on a temporal period of travel subject to the given administrative standard (block 871). Additional related process aspects may include obtaining information regarding one or more possible temporal periods of travel having different respective compliance states and/or different respective accrued benefits (block 872). Other possible implementation features may include making a user-selected implementation of the one or more optional vehicle operational modes which prevents the vehicle from qualifying with the compliance state applicable during the temporal period of travel subject to the administrative standard (block 873).

Additional possible process aspects depicted in FIG. 17 may include forfeiting all or part of the corresponding benefit responsive to the modified conformity status arising from the temporal period of travel for the vehicle, wherein the modified conformity status does not prevent attainment of the identified preferred consequential result (block 874). Some implementations may include obtaining information for the given administrative standard that defines the predetermined vehicle operation mode of the vehicle traveling during one or more of the following types of temporal periods: seasonal, storm occurrence, weather warning, weather situation, smog alert, time-of-day, night-time, commuter hours, imminent event, ongoing event, traffic congestion, road closure, dangerous road condition, road construction, road repair, travel accident (block 876).

Another exemplary process feature may include obtaining information for the given administrative standard that defines the predetermined vehicle operation mode of the vehicle traveling during the temporal time period that includes a designated high-traffic time period or a designated air quality time period or a designated natural phenomenon time period (block 877).

The detailed flow chart of FIG. 18 illustrates further possible process aspects 880 including previously described components 802, 803, 804, 806, 807 in combination with selecting one or more configurable vehicle operating param-

eters to maintain a preferable vehicle paradigm during all or a portion of travel via the particular route or area that is subject to the given administrative standard (block 881). Additional aspects may include obtaining information regarding the one or more possible travel routes or possible travel areas having different respective compliance states and/or different respective accrued benefits (block 882).

Additional possible aspects related to the preferable vehicle paradigm may include maintaining the preferable vehicle paradigm that prevents qualifying for the respective compliance state applicable to a chosen travel route or chosen travel area (block 883), and may further include forfeiting all or part of the corresponding benefit due to the modified conformity status that occurs in connection with maintaining the preferable vehicle paradigm (block 884). In some instances the modified conformity status caused by the preferable vehicle paradigm does not prevent attainment of the identified preferred consequential result (block 886).

As further depicted in FIG. 18, an exemplary process may include enabling implementation of a preferable battery charging/discharging paradigm in a manner to attain the consequential result (block 887), and may further include enabling implementation of a preferable exhaust paradigm for fuel emissions in a manner to attain the consequential result (block 888). Another possible process feature may include enabling implementation of a calibrated temperature paradigm for a vehicle component in a manner to attain the consequential result (block 889).

Referring to FIG. 19, additional exemplary process features 900 may include previously described operations 802, 803, 804, 806, 807, 881 along with enabling implementation of an electrical power paradigm for a hybrid engine in a manner to attain the consequential result (block 902). A further related process feature may include enabling implementation of a combustion power paradigm for a hybrid engine in a manner to attain the consequential result (block 903).

Other possible process aspects depicted in FIG. 19 may include enabling implementation of a limited velocity paradigm based on a maximum speed or minimum speed or speed range in a manner to attain the consequential result (block 904). Additional aspects may include enabling implementation of a preferred vehicle velocity paradigm to achieve a proposed targeted arrival time at a chosen destination (block 906). A further exemplary aspect may include enabling implementation of a preferred vehicle power paradigm for achieving an appropriate vehicle acceleration or vehicle speed range based on current travel conditions on a particular route or in a particular area or during a temporal period of travel subject to the given administrative standard (block 907).

Some exemplary process embodiments may also enabling implementation of the preferred vehicle power paradigm in an electric/combustion hybrid vehicle (block 908).

The various exemplary process embodiment features 910 illustrated in FIG. 20 may include previously described components 802, 803, 804, 806, 807, 881 as well as enabling implementation of preferable fuel composition paradigm for a combustion engine in a manner to attain the consequential result (block 911). An additional possible process feature may include selecting one or more of the following types of configurable vehicle operation parameter to attain one or more preferred consequential results: number of passengers, battery-powered mode, combustion-powered mode, bio-fuel mode, bio-fuel blend mode, natural gas mode, electric power mode, low emission mode, calibrated miles/per/gallon mode, battery-charge mode, battery-discharge mode, low-temperature engine mode, electric/combustion hybrid mode, solely

electric power mode, primarily electric power mode, solely fuel combustion mode, primarily fuel combustion mode, safety certification mode, environmental certification mode, emission content, zero emissions, approved catalytic converter, speed-limiter activated, turned-on headlights (block 912).

The detailed flow chart of FIG. 21 illustrates various embodiment features 920 including previously described components 802, 803, 804, 806, 807 in combination with various aspects relating to an identified preferred consequential result. For example, in some instances an exemplary process may include receiving confirmation of one or more of the following types of actual vehicle battery benefits included as part of the identified preferred consequential result: priority access to battery recharge station, priority battery servicing, reduced cost for battery recharge, free battery renewal service, customized battery recharge, discounted cost for battery replacement, special warranty on new battery purchase, higher quality battery purchase at standard price (block 921).

Additional exemplary process aspects may include receiving confirmation for one or more of the following types of actual award or value or advantage included as part of the identified preferred consequential result: reduced vehicle registration fees, reduced fuel price, priority fuel purchase, preferred parking location, reduced parking fee, tax credit, traffic lane usage, bridge usage, reduced toll rate, financial rebate, store discount, product discount, membership offer (block 922). In some instances a possible process aspect may include receiving confirmation of an actual award or value or advantage included as part of the identified preferred consequential result, which confirmation is received at one or more of the following types of destination: parking lot, road exit, traffic lane entry, traffic lane exit, bridge entry, bridge exit, retail store, service store, event location, event ticket office, transit station (block 923).

The exemplary embodiment features 930 illustrated in FIG. 22 include previously described operations 802, 803, 804, 806, 807 as well as receiving confirmation of an actual award or value or advantage, which confirmation is provided by or on behalf of a person or entity associated with the identified preferred consequential result (block 931). Additional related aspects may include receiving confirmation of an actual award or value or advantage, which confirmation is encoded on an electronic record associated with the vehicle (block 932). In some instances an exemplary process may include receiving confirmation of an actual award or value or advantage, which confirmation is encoded on an electronic record associated with an operator or driver or passenger or owner or lessor or lessee or fleet manager of the vehicle (block 933). Other possible aspects may include receiving confirmation of an actual award or value or advantage, which confirmation is posted to an account record or an electronic card associated with the vehicle (block 936).

Further possible aspect illustrated in FIG. 22 may include receiving confirmation of an actual award or value or advantage included as part of the identified preferred consequential result, wherein such confirmation posted to an account record or an electronic card associated with an operator or driver or passenger or owner or lessor or lessee or fleet manager of the vehicle (block 937). Some implementations may include receiving confirmation of an actual award or value or advantage included as part of the identified preferred consequential result, which confirmation is received upon arrival at a specified destination associated with the identified preferred consequential result (block 938).

Referring to FIG. 23, various possible process features 940 are depicted including previously described components 802,



**803, 804, 806, 807, 931.** An additional possible process feature may include receiving confirmation of an actual award or value or advantage provided by or on behalf of one or more of the following: vehicle manufacturer, vehicle sales entity, governmental entity, environmental entity, insurance company, insurance sales agent, fuel manufacturer, fuel sales entity, vehicle engine/component manufacturer, vehicle engine/component (block **943**).

Some exemplary embodiments may include making one or more of the following type of user-initiated control actions: voice command, tactile touching, gesture, hand manipulation, foot manipulation (block **946**). Other possible exemplary features may include activating one or more of the following types of device: button, lever, dial, switch, keyboard, mouse, pedal, lever, switch (block **947**). In some instances a process embodiment may include causing an over-ride or cancellation of a default vehicle operational mode during travel on the particular route or area and/or during travel during a temporal period, which is subject to the given administrative standard (block **948**).

The detailed flow chart of FIG. **24** depicts various exemplary process features **950** including previously described operations **802, 803, 804, 806, 807** in combination with communicating a notification of the user-selected implementation of the one or more optional vehicle operational modes, wherein the notification is provided to a person or entity associated with the identified preferred consequential result (block **952**). A further possible process features includes receiving certification of an actual award or value or advantage included as part of the identified preferred consequential result, which certification is responsive to the communicated notification (block **954**).

Other possible aspects regarding certification of the identified preferred consequential result that includes an actual award or value or advantage may include receiving the certification via a communication device accessible in the vehicle (block **956**), receiving the certification that delineates a qualified recipient of the award or value or advantage (block **957**), and receiving the certification that includes a description of the award or value or advantage (block **958**).

Also illustrated in FIG. **24** are additional exemplary process aspects including selecting one or more configurable vehicle operating parameters to attain the preferred consequential result, wherein such selected vehicle operating parameter also enables conformity with one or more possible compliance states relative to the given administrative standard (block **962**). Further possible process aspects may include causing a modified conformity status that provides an accrued second benefit of different value as compared to the accrued first benefit (block **964**), and causing a modified conformity status that provides an accrued second benefit of lesser value as compared to the accrued first benefit (block **966**).

FIG. **25** is a diagrammatic flow chart for an exemplary computer program product **980** that provides computer readable media having encoded instructions for executing a method (block **981**) that may include storing information regarding a compliance state relative to a given administrative standard defining a predetermined vehicle operation mode applicable to a particular route or area (block **982**); storing information regarding a first benefit that accrues based on the compliance state that is in conformity with the given administrative standard (block **983**); and implementing a user-selection of an optional vehicle operational mode in a manner to attain an identified preferred consequential result that is different from the first benefit (block **984**), wherein the imple-

mented vehicle operational mode modifies a conformity status of the given administrative standard (block **985**).

Referring to the schematic block diagram of FIG. **26**, an exemplary vehicle system for varied compliance benefits may include communication module **1000** having processor **1046**, controller **1047**, memory **1048**, and one or more applications **1049**. The communication module **1000** may be incorporated in or as part of a vehicle (e.g., see unit **52** in FIG. **1**) or be available away from the vehicle (e.g., see mobile unit **56** in FIG. **1**). Various types of user interfaces may be incorporated in or operably coupled with the communication module **1000** including but not limited to keyboard **1052**, voice receiver **1053**, audio speaker **1054**, mouse **1055**, touch screen **1056**, data status display **1062** and messaging display **1064** to facilitate interactive communications by various types of users associated with the vehicle such as a driver, operator, owner, passenger, lessor, lessee, or fleet manager. Additional exemplary user interfaces may include input devices such as scanner **1057** and/or output devices such as printer **1058** may also be provided, as well as GPS travel map **1064** linked with a GPS (e.g., see GPS **82** in FIG. **1**) to provide helpful user-guidance regarding one or more alternative routes **1066** subject to various administrative standards. Additional data may be accessible regarding alternate destinations **1067** associated with possible consequential results correlated with one or more optional vehicle operational modes.

FIG. **26** further illustrates an exemplary compliance module **1040** for a given administrative vehicle standard. The compliance module **1040** may be located onboard the vehicle (e.g., see compliance unit **275** in FIG. **4**) or remotely from the vehicle (e.g., see remote compliance unit **280** in FIG. **4**), and configured with circuitry and/or application programs to process user-selected vehicle modes associated with appropriate accrued benefits **1042** as well as associated with any cost or penalty or detriment based on a compliance state of the vehicle.

In some exemplary embodiments, administrative standard data records **1010** may be located remotely from the vehicle (e.g., see remote data records **290, 310** in FIG. **4**). Such administrative standard data records **1010** may include informational data regarding one or more applicable compliance states **1012** and their respective corresponding benefits **1013** regarding a travel route or travel area or temporal travel period subject to the administrative standard. Data inputs that include a vehicle operational mode status **1017** and one or more vehicle operating parameters may be provided via communication links with various types of vehicle detection and monitoring devices **1020** (e.g., see FIG. **2**).

In certain exemplary embodiments, consequential result data records **1030** may be located separately from the vehicle (e.g., see external data records **340, 360** in FIG. **4**), and may include informational data regarding a correlated award or value or advantage **1032** available to a qualified recipient based on notification from the vehicle detection and monitoring devices **1020**. The consequential result data records **1030** may also include additional informational data received via notification from the vehicle detection and monitoring devices **1020** regarding a preferable vehicle operating paradigm. It will be understood that in some instances a user-selected optional vehicle operational mode **1017** and/or implementation of certain vehicle operating parameters **1016** may cause a deviated compliance status for a vehicle, in order to attain a preferable consequential result that is different from an accrued benefit available pursuant to a given administrative standard.

Additional types of data input to the consequential result data records **1030** may include listings of consequential



23

results that are currently available **1036** as well as certification of preferred consequential results **1037** for qualified recipients.

Various types of transmission links (e.g., wireless, wired) may be provided between the consequential result data records **1030** and the communication module **1000**. Similarly various types of transmission links (e.g., wireless, wired) may be provided between the administrative standard data records **1010** and the compliance module for administrative standard **1040**, as well as between the administrative standard data records **1010** and the communication module **1000**.

It will be understood from the exemplary embodiments disclosed herein that a vehicle system for varied operation modes may include a communication unit operably coupled to a first data record listing one or more available compliance states for a vehicle traveling via a particular route or area that is subject to a given administrative standard, wherein the one or more compliance states correspond to respective benefits available to a qualified recipient; and a second data record operably coupled to the communication unit and configured to maintain information regarding a preferred consequential result that correlates with one or more optional vehicle operational modes. Further exemplary system features may include a user interface linked to the communication unit to provide access to information regarding a benefit corresponding to vehicle compliance state as compared to a preferred consequential result based on a selected vehicle operational mode detected by one or more vehicle monitoring or detection devices configured to transmit updated vehicle operational mode data to the communication unit.

Another exemplary system feature may provide a first data record that includes user-accessible information indicating a cost or penalty or other detriment arising from the deviated conformity status regarding the given administrative standard. Other possible system features may provide a first data record that includes one or more applicable compliance states and/or their respective corresponding benefits based on a temporal period of travel subject to the given administrative standard.

Some exemplary systems may provide a second data record including preferred consequential result information indicative of one or more varied alternative routes or areas associated with a particular preferred consequential result. In some instances a second data record may include preferred consequential result information accessible to an operator or driver or passenger or owner or lessor or lessee or fleet manager of the vehicle. An additional possible feature may provide a second data record including preferred consequential result information indicative of one or more destinations associated with a particular preferred consequential result, as well as preferred consequential result information regarding an award or value or advantage that is dependent upon arrival of the vehicle at a specified destination.

Other system features may be implemented depending on the circumstances, and the exemplary system embodiments disclosed herein are for purposes of illustration only and are not intended to be limiting.

The embodiment depicted in FIG. **27** illustrates an exemplary display of a processed matrix data table for comparative vehicle modes **1075**. The exemplary data entries are provided for purposes of illustration only and are not intended to be limiting. For example, a central data column indicates a detection of user-selected vehicle mode **1082**; a corresponding left column indicates a determination of administrative standard conformity status and compliance states **1080**; and a

24

corresponding right column indicates a correlated consequential result different from accrued compliance benefit **1084**.

In one example, a particular travel route **1081** for a vehicle may include a “multi-passenger compliance state only” wherein an accrued benefit may include “no fee due for vehicle with two or more passengers” based on the following monitored and/or detected vehicle modes: electric engine mode & two passenger mode **1083**. Such vehicle modes may entitle a recipient to be “qualified for a destination award or value or advantage based on electric mode” **1085**.

In another example, a particular travel route **1086** for a vehicle may include a “non-fee electric compliance state” as well as a “low fee for single passenger state” wherein an accrued benefit may include “payment of low fee for HOV lane” based on the following monitored and/or detected vehicle modes: combustion engine mode & single passenger mode **1087**. Such vehicle modes may entitle a recipient to be “qualified for reduced battery discharge paradigm” as well as “not qualified for an electric mode destination award or value” **1088**.

As a further example, a particular travel route **1091** for a vehicle may include a “payment of administrative standard fee for travel on alternative bridge route to reach specified destination” wherein an accrued benefit may include access to such bridge route without any required vehicle mode. Nevertheless a user-selected “bio-fuel combustion mode” **1092** may entitle a recipient to be “qualified for reduced battery discharge paradigm” as well as “qualified for destination award or value or advantage based on bio-fuel mode” **1093**.

As an additional example, a particular travel route **1094** for a vehicle may include “no conformity with any applicable compliance state for accrued benefit” wherein an accrued benefit of access to a toll road is based on an exemption that provides “payment of toll road access fee”. Nevertheless a user-selected “electric/combustion dual engine mode” **1095** may entitle a recipient to “choose high-speed route to qualify for early priority parking at destination having high-voltage battery recharge” **1096**.

As yet another example, a particular travel area **1097** for a vehicle may include a “non-fee electric mode compliance state for travel through smog control area” as well as “lower fee for non-pollutant exhaust” wherein there is no accrued benefit other than access to the area based on a “paid maximum rate exemption fee”. Nevertheless a user-selected “combustion engine mode” **1098** may entitle a recipient to “choose combustion mode to qualify for reduced battery discharge paradigm” **1099** despite having a user-selected “non-catalytic exhaust emission” **1098**.

It will be understood that an exemplary system embodiment may provide a communication unit including a processed data table having comparative information regarding the deviated conformity status as compared with an award or value or advantage included as part of the consequential result. In some instances a communication unit may include an exemplary processed data table having comparative information indicating that the deviated conformity status does not prevent attainment of the preferred consequential result.

Of course, other types of comparative data may be incorporated in a system embodiment, and the illustrated embodiments disclosed herein are not intended to be limiting.

Referring to the high level flow chart of FIG. **28**, an exemplary process embodiment **1110** may provide a method for managing vehicle operational mode data (block **1111**). Additional possible aspects may include determining a compliance state for a vehicle traveling via a particular route or area that is subject to a given administrative standard, wherein the

compliance state corresponds to an accrued benefit pursuant to the given administrative standard (block 1112); and providing user-access to information regarding a preferred consequential result that is different from the accrued benefit, which preferred consequential result correlates with one or more optional vehicle operational modes (block 1114). Further exemplary process features may include accepting a user-selection of at least one optional vehicle operational mode sufficient to attain the preferred consequential result (block 1116); and responsive to the user-selection, implementing the selected optional vehicle operational mode which causes a deviation of a conformity status regarding the given administrative standard (block 1118).

Additional exemplary embodiment aspects 1120 are illustrated in the flow chart of FIG. 29 including previously described operations 1112, 1114, 1116, 1118 as well further possible features such providing user-accessible information that confirms forfeiture of all or part of the corresponding benefit, due to the deviated conformity status that occurs from traveling via the particular route or area that is subject to the given administrative standard (block 1121). Other possible process aspects may include presenting user-access to a further accrued benefit due to the deviated conformity status, which further accrued benefit is based on qualification with another compliance state applicable to the vehicle (block 1122). A further possible feature may provide assurance wherein the deviated conformity status does not prevent attainment of the preferred consequential result (block 1123).

Other exemplary process features may include providing user-accessible information indicating a cost or penalty or other detriment arising from the deviated conformity status regarding the given administrative standard (block 1126), and may further include providing user-access to comparative information indicating that the deviated conformity status does not prevent attainment of the preferred consequential result.

Additional possible aspects may include presenting user-access to the further accrued benefit that is based on qualification with two or more compliance states applicable to the vehicle (block 1128). Further possible features may include presenting user-access to the further accrued benefit based on an exemption from the compliance state applicable to the vehicle, which exemption requires additional payment or other consideration to qualify for the exemption (block 1129).

Referring to FIG. 30, some exemplary embodiment features 1130 may include previously described aspects 1112, 1114, 1116, 1118 in combination with providing conformity status information to a user via a communication device accessible in the vehicle (block 1131). A further process aspect may include providing conformity status information via a communication link to a user, which conformity status information is indicative of one or more alternative travel routes or areas having different respective compliance states and/or different respective corresponding benefits (block 1132).

Some exemplary embodiments may include providing conformity status information via a communication link to one or more of the following: an operator or driver or passenger or owner or lessor or lessee or fleet manager of the vehicle (block 1133). Other possible aspects may include providing conformity status information to a user regarding one or more applicable compliance states and/or their respective corresponding benefit (block 1135). A related exemplary feature may include providing conformity status information via a communication link to one or more of the following: an operator or driver or passenger or owner or lessor or lessee or fleet manager of the vehicle (block 1136).

In some instances a possible aspect may provide a basis wherein the conformity status information is accessible prior to implementing the user-selection of the at least one optional vehicle operation mode (block 1137). A further possible aspect may provide a premise wherein the conformity status information is accessible prior to a user's choice of a type of vehicle to travel via the particular route or area subject to the given administrative standard (block 1138). An additional possible basis may be provided wherein the conformity status information is accessible prior to the vehicle proceeding along the particular route or area and/or during a temporal period, subject to the given administrative standard (block 1139).

The detailed flow chart of FIG. 31 depicts various exemplary embodiment features 1140 including previously described aspects 1112, 1114, 1116, 1118 as well as a possible feature that includes providing conformity status information to a user regarding a compliance state that includes one or more of the following types of qualification requirements: number of passengers, HOV lane account status, toll road account status, public road standard, public area standard, private road standard, private area standard, electric power mode, combustion/electric hybrid mode, combustion fuel content, bio-fuel content, natural gas fuel, engine efficiency, miles/per/gallon calibration, combustion emission, zero-emissions, exhaust content, maximum speed limitation, safety metric, environmental guideline (block 1141).

Other possible process features may include providing preferred consequential result information to a user prior to accepting the user-selection of the at least one optional vehicle operational mode sufficient to attain the preferred consequential result (block 1142); and in some instances providing preferred consequential result information on a communication device accessible to one or more of the following: an operator or driver or passenger or owner or lessor or lessee or fleet manager of the vehicle (block 1143).

Additional exemplary process aspects may include providing preferred consequential result information to a user via a communication device accessible in the vehicle (block 1146), and in some circumstances providing preferred consequential result information indicative of one or more destinations associated with a particular preferred consequential result (block 1147). Some embodiments may include providing preferred consequential result information indicative of one or more varied alternative routes or areas associated with a particular preferred consequential result (block 1148).

The detailed flow chart of FIG. 32 illustrates various exemplary process features 1150 that include previously described aspects 1112, 1114, 1116, 1118 in combination with providing user-access to information regarding two or more preferred consequential results which are respectively based on implementation of different optional vehicle operational modes (block 1151). Another possible feature may include providing information via a communication device regarding one or more preferred consequential results, wherein the provided information is accessible prior to a user's choice of a type of vehicle to travel via the particular route or area subject to the given administrative standard (block 1152). An additional exemplary aspect may include providing information via a communication device regarding one or more preferred consequential results, wherein the provided information is accessible prior to the vehicle proceeding along the particular route or area subject to the given administrative standard (block 1153).

Additional exemplary process features shown in FIG. 32 may include providing user-accessible information that confirms one or more of the following types of actual award or

value or advantage available to a qualified recipient as part of the correlated consequential result: reduced vehicle registration fees, reduced fuel price, priority fuel purchase, preferred parking location, reduced parking fee, tax credit, traffic lane usage, bridge usage, reduced toll rate, financial rebate, store discount, product discount, membership offer (block 1156). Other possible aspects may include presenting user-access to confirmation of an actual award or value or advantage included as part of the correlated consequential result available to a qualified recipient upon arrival at one or more of the following types of destination: parking lot, road exit, traffic lane entry, traffic lane exit, bridge entry, bridge exit, retail store, service store, event location, event ticket office, transit station (block 1157).

Referring to the detailed flow chart of FIG. 33, exemplary embodiment features 1160 may include previously described aspects 1112, 1114, 1116 as well as providing user-accessible information via a communication link to confirm availability of the preferred consequential result that includes an award or value or advantage to one or more of the following type of qualified recipients: vehicle, operator, driver, passenger, vehicle owner, vehicle lessor, vehicle lessee, vehicle fleet owner, vehicle fleet manager (block 1161). In some instances a process aspect may include presenting confirmation of availability of the preferred consequential result on a communication device accessible in the vehicle or on a communication device located remotely from the vehicle or on a mobile communication device (block 1162).

Other possible process aspects may include presenting confirmation of availability of the preferred consequential result that is dependent upon arrival of the vehicle at a specified destination (block 1163); and possibly presenting confirmation of one or more possible consequential results respectively available to the qualified recipient at one or more of the following types of specified destinations: primary destination, secondary destination, alternate destination, intermediate destination (block 1164).

Also shown in FIG. 33 are aspects that may include providing user-accessible information that confirms the availability of the preferred consequential result at one or more of the following types of specified destinations: battery recharge station, battery renewal facility, high-voltage recharge station, low-voltage recharge station, battery replacement station, priority battery service, fuel supply station, diesel combustion fuel station, gasoline combustion fuel station, natural gas fuel station, bio-fuel station, priority fuel service (block 1166).

Some process embodiments may include, for example, providing user-accessible information that confirms the availability of the preferred consequential at one or more of the following types of specified destinations: parking facility, overnight accommodation, residence, office facility, vehicle repair station, vehicle accessory store, Internet access location, public transit station, private transit site, rented-vehicle return site, vehicle inspection location, jurisdictional border, licensing authority, tax assessment site, monitoring unit, detection lane (block 1167).

Additional exemplary embodiment features 1170 shown in FIG. 34 include previously described aspects 1112, 1114, 1116, 1118 in combination with determining one or more applicable compliance states and/or their respective corresponding benefits based on a temporal period of travel subject to the given administrative standard (block 1171). A further possible process feature may include providing user-accessible information regarding one or more possible temporal

periods of travel having different respective compliance states and/or different respective corresponding benefits (block 1172).

A further possible aspect may include accepting the user-selection of the at least one optional vehicle operational mode that prevents the vehicle from qualifying with the compliance state applicable during the temporal period of travel subject to the administrative standard (block 1173). In some instances a process embodiment may include providing user-accessible information that confirms forfeiture of all or part of the corresponding benefit arising from the deviated conformity status during the temporal period of travel for the vehicle, wherein the deviated conformity status does not prevent attainment of the preferred consequential result (block 1174).

Also illustrated in FIG. 34 are exemplary process features that include providing user-accessible information that defines the compliance state applicable to the vehicle traveling during one or more of the following types of temporal periods: seasonal, storm occurrence, weather warning, weather situation, smog alert, time-of-day, night-time, commuter hours, imminent event, ongoing event, traffic congestion, road closure, dangerous road condition, road construction, road repair, travel accident (block 1178). Yet another exemplary process feature may include providing user-accessible information indicating a cost or penalty or other detriment arising from the deviated conformity status during the temporal period of travel for the vehicle (block 1176).

Referring to the exemplary embodiments 1180 depicted in FIG. 35, possible aspects may include previously described process features 112, 114, 116, 118, 1171 along with other aspects including providing user-accessible information that defines the optional vehicle operation mode during the temporal period of travel that includes a designated high-traffic time period or a designated air quality time period or a designated natural phenomenon time period (block 1181).

Additional possible process aspects may include implementing one or more configurable vehicle operating parameters to maintain a preferable vehicle paradigm during all or a portion of travel via the particular route or area and/or during all or portion of a temporal travel period, which is subject to the given administrative standard (block 1182). Another exemplary related aspect may include confirming that at least one configurable vehicle operating parameter also enables conformity with a compliant state of the administrative standard (block 1188).

A further possible process aspect may include implementing one or more configurable vehicle operating parameters that prevent qualifying for the respective compliance state applicable to the particular travel route or travel area and/or applicable to the temporal travel period (block 1183). In some instances an exemplary aspect may include providing user-accessible information indicating a cost or penalty or other detriment due to the deviated conformity status arising from the implemented one or more configurable vehicle operating parameters (block 1184).

Some exemplary embodiments may include providing user-accessible information that confirms forfeiture of all or part of the corresponding benefit due to the deviated conformity status that occurs in connection with maintaining the preferable vehicle paradigm, wherein the deviated conformity status caused by the preferable vehicle paradigm does not prevent attainment of the preferred consequential result (block 1186).

The detailed flow chart of FIG. 36 illustrates exemplary embodiment features 1190 that include previously described process aspects 112, 114, 116, 118, 1182 along with maintaining at least one preferable vehicle paradigm sufficient to attain the correlated consequential result (block 1192).

Another possible aspect may include maintaining a preferable battery charging/discharging paradigm sufficient to attain the correlated consequential result (block 1193).

Additional possible aspects may include maintaining one or more other types of preferable vehicle paradigms sufficient to attain the correlated consequential result, including an exhaust paradigm for fuel emissions (block 1194), fuel composition paradigm for combustion engine (block 1196), electric power paradigm for hybrid engine (block 1197), combustion power paradigm for hybrid engine (block 1198), calibrated temperature paradigm for vehicle component (block 1201), vehicle safety factor paradigm 1202, environmental benchmark paradigm (block 1203, and multiple passenger threshold paradigm (block 1204).

Of course other types of preferable vehicle paradigms sufficient to attain the preferred consequential result may be utilized depending on the circumstances. The examples depicted are only for purposes of illustration and are not intended to be limiting.

As a further example, some exemplary embodiments may include maintaining a preferable engine efficiency paradigm based on miles-per-gallon calibration sufficient to obtain the correlated consequential result (block 1206).

Referring to FIG. 37, various exemplary process aspects 1210 are illustrated including previously described aspects 1112, 1114, 1116, 1118, 1182 in combination with maintaining one or more of the following types of configurable vehicle operation parameters sufficient to attain one or more preferred consequential results: number of passengers, battery-powered mode, combustion-powered mode, bio-fuel mode, bio-fuel blend mode, natural gas mode, electric power mode, low emission mode, calibrated miles/per/gallon mode, battery-charge mode, battery-discharge mode, low-temperature engine mode, electric/combustion hybrid mode, solely electric power mode, primarily electric power mode, solely fuel combustion mode, primarily fuel combustion mode, safety certification mode, environmental certification mode, emission content, zero emissions, approved catalytic converter, speed-limiter activated, turned-on headlights (block 1212).

Other possible aspects may include maintaining a controlled velocity paradigm based on a maximum speed or minimum speed or speed range sufficient to attain the correlated consequential result (block 1213). A related process aspect may include maintaining a preferable vehicle velocity paradigm sufficient to achieve a proposed targeted arrival time at a chosen destination (block 1214).

In some instances a further process feature may include maintaining a preferable vehicle power paradigm sufficient to achieve an appropriate vehicle acceleration or vehicle speed range based on current travel conditions on a particular route or in a particular area or during a temporal travel period subject to the given administrative standard (block 1216). A related process feature may include maintaining the preferable vehicle power paradigm in an electric/combustion hybrid vehicle (block 1217).

Referring to the exemplary embodiments 1220 of FIG. 38, possible aspects may include previously described process features 1112, 1114, 1116, 1118 along with providing user-accessible information that confirms one or more of the following types of actual vehicle battery benefits available to a qualified recipient as part of the correlated consequential result: priority access to battery recharge station, priority battery servicing, reduced cost for battery recharge, free battery renewal service, customized battery recharge, discounted cost for battery replacement, special warranty on new battery purchase, higher quality battery purchase at standard price (block 1221).

A further possible process feature may include communicating to a user a certification of an actual award or value or advantage available to a qualified recipient as part of the correlated consequential result, which certification is provided by or on behalf of a person or entity associated with the correlated consequential result (block 1222). Additional exemplary aspects may include posting the certification on an electronic record or account record or electronic card associated with the vehicle (block 1224).

Other exemplary process embodiments may include encoding the certification on an electronic record associated with one or more of the following qualified recipients: operator or driver or passenger or owner or lessor or lessee or fleet manager of the vehicle (block 1226). Additional possible features may include posting the certification on an electronic record or account record or electronic card associated with the vehicle (block 1124). In some instances related aspects may include posting the certification to an account record or an electronic card associated with one or more of the following qualified recipients: operator or driver or passenger or owner or lessor or lessee or fleet manager of the vehicle (block 1228).

The detailed flow chart of FIG. 39 depicts other possible process features 1230 that may include previously described aspects 1112, 1114, 1116, 1118 along with communicating to a user a certification of the correlated consequential result that includes an actual award or value or advantage provided by or on behalf of one or more of the following: vehicle manufacturer, vehicle sales entity, governmental entity, environmental entity, insurance company, insurance sales agent, fuel manufacturer, fuel sales entity, vehicle engine/component manufacturer, vehicle engine/component sales entity, "green" product company, "green" services company, "green" rebate entity (block 1231). Another possible process aspect may include communicating to a user a certification of an actual award or value or advantage included as part of the correlated consequential result to be obtained upon arrival at a specified destination (block 1232).

A possible process feature may include confirming that the implemented vehicle operation mode is sufficient to achieve a preferable vehicle paradigm and also qualify for another correlated consequential result provided by a third party person or entity (block 1233).

Further exemplary process aspects may include accepting the user-selection precipitated by one or more of the following type of control actions: voice command, tactile touching, gesture, hand manipulation, foot manipulation (block 1236). Other possible process aspects may include accepting the user-selection precipitated by activation of one or more of the following types of device: button, lever, dial, switch, keyboard, mouse, pedal, lever, switch (block 1237). In some instances exemplary process features may include causing an over-ride or cancellation of a default vehicle operational mode during at least a portion of travel on the particular route or area and/or travel in a temporal period, which is subject to the given administrative standard (block 1238).

Referring to FIG. 40, the detailed flow chart shows various exemplary embodiment features 1240 including previously described aspects 1112, 1114, 1116, 1118 in combination with communicating a notification of the implemented vehicle operational mode to a person or entity associated with the correlated consequential result (block 1241). Other related aspects may include obtaining confirmation of an

31

actual award or value or advantage that is correlated with the implemented vehicle operational mode (block 1246).

Further exemplary embodiment features may include obtaining documented confirmation from a third party person or entity associated with the correlated consequential result (block 1251). Other possible process aspects may include obtaining status documentation indicating achievement of one or more preferable vehicle paradigms (block 1252).

Additional process features may include presenting to a user the confirmation via a communication device accessible in the vehicle (block 1247). In some instances a possible aspect may include presenting to a user the confirmation that delineates a qualified recipient of the award or value or advantage (block 1248). Further possible process features may include presenting to a user the confirmation that includes a description of the actual award or value or advantage (block 1249).

Also shown in FIG. 40 are exemplary features that may include enabling conformity with one or more possible compliance states relative to the given administrative standard (block 1242). Yet additional possibilities may include causing a deviated conformity status that provides a particular benefit of different value or lesser value as compared to the corresponding benefit (block 1243). Other embodiments may include providing user-accessible comparative information regarding the deviated conformity status as compared with an award or value or advantage included as part of the consequential result (block 1244).

The diagrammatic flow chart of FIG. 41 illustrates exemplary features of a computer program product 1260 that includes computer readable media having encoded instructions for executing a method for managing vehicle operational mode data (block 1261). Exemplary method features executable by computerized apparatus may include determining a compliance state relative to a given administrative standard applicable to a vehicle traveling via a particular route or area (block 1262), wherein the compliance state qualifies the vehicle for a corresponding accrued benefit pursuant to the given administrative standard (block 1263). Other method aspects encoded on the computer readable media may include providing user-accessible information regarding a possible consequential result that correlates with one or more optional vehicle operation modes (block 1264); accepting a user-selection of at least one optional vehicle operational mode sufficient to attain the possible consequential result, wherein the possible consequential result is different from the corresponding accrued benefit (block 1267); and responsive to the user-selection, implementing the selected optional vehicle operational mode which causes a deviated conformity status regarding the administrative standard (block 1268).

The schematic block diagram of FIG. 42 illustrates an exemplary system for managing and processing vehicle operation mode data. Such an exemplary system may include a computerized processing unit 1500 with processor 1502, controller 1503, memory 1504 and one or more applications 1506. Access to such an exemplary system may be provided through a user interface 1542 with a communication module 1540.

Various possible communication links with computerized processing unit 1550 may include a link with administrative standard data records 1510, another link with compliance module for administrative standard 1515, still another link with one or more vehicle detection and monitoring devices 1520, a further link with consequential result data records 1530, yet a further link with certification module for one or more consequential results 1535, and an additional link with communication module 1540.

32

Administrative standard data records 1510 may include informational data regarding one or more compliance states 1512 as well as their corresponding benefits 1513. Consequential result data records may include informational data regarding a preferable operating paradigm 1533 for a vehicle, as well as a correlated award or value or advantage 1532 that may be available to a qualified recipient. Of course other types of information may be maintained to facilitate the management and processing of vehicle mode data, including additional information regarding the vehicle conformity status pursuant to the administrative standard as well as additional information regarding qualification for a preferred consequential result based on a correlated vehicle mode.

Depending on the circumstances, the various components 1510, 1515, 1520, 1530, 1535, 1540 may be located on a vehicle traveling via a route or area subject to an administrative standard and/or located externally (e.g., remotely) from the vehicle. In some instances such components may be located at a facility associated with providing the preferred consequential result, and/or located at a monitoring facility associated with supervision of the administrative standard. Other locations are possible, and various types of communication links may be provided including but not limited to wireless, cable, satellite, Internet, public networks, private networks, and the like.

It will be understood from the various embodiment features disclosed herein that certain exemplary data processing functions involving components 1510, 1515, 1520, 1530, 1535, 1540 may be carried out at a central location by computerized processing unit 1500, and other specified exemplary processing functions may be carried out by separate computerized processing modules. For example, compliance module for administrative standard 1515 may also include or be operatively coupled with computerized processing module 1551; administrative standard data records 1510 may also include or be operatively coupled with computerized processing module 1552; certification module for consequential results 1535 may also include or be operatively coupled with computerized processing module 1553; consequential result data records 1530 may also include or be operatively coupled with computerized processing module 1554; vehicle detection and monitoring devices 1520 may also include or be operatively coupled with computerized processing module 1556; and communication module 1540 may also include or be operatively coupled with computerized processing module 1557.

In accordance with the disclosures herein, an exemplary vehicle system embodiment for varied operational modes may include a communication unit including a communication device accessible in the vehicle or a communication device located remotely from the vehicle or a mobile communication device. A further system feature as disclosed herein may include communication unit configured to transmit notification of the implemented vehicle operational mode to a person or entity associated with the preferred consequential result.

A further possible system feature may include at least one monitoring or detection device to obtain status data regarding the one or more types of configurable vehicle operation parameters indicating achievement of one or more preferable vehicle paradigms included as part of the correlated consequential result. In some instances another possible system feature may include at least one monitoring or detection device to obtain status data regarding an implemented vehicle operation mode sufficient to attain the preferred consequential result that includes an award or value or advantage available to a person or entity associated with the vehicle, which

award or value or advantage is different from the accrued benefit pursuant to the given administrative standard.

Some system embodiments may include a compliance module having a communication link to a first data record and to the communication unit, wherein the compliance module is configured to process updated vehicle operational mode data to establish a conformity status based on a vehicle compliance state pursuant to the given administrative standard.

Other system embodiments may include a certification module having a communication link to a second data record and to the communication unit, wherein the compliance module is configured to process updated vehicle operational mode data to establish qualification for a preferred consequential result available to a qualified recipient associated with the vehicle.

In some instances an exemplary system may provide a second data record including documented confirmation of the actual award or value or advantage from a third party person or entity associated with the preferred consequential result. Such a second data record may include documented confirmation that delineates a qualified recipient of the award or value or advantage included as part of the preferred consequential result, as well as documented confirmation that delineates a description of the award or value or advantage included as part of the preferred consequential result.

It will be understood that other types of data records may be incorporated in a system embodiment, depending on the circumstances. Such first and/or second data records may be incorporated as part of a vehicle system and/or as part of a separate data maintenance system, and the exemplary data record embodiments disclosed herein are for purposes of illustration only and are not intended to be limiting.

Another related system feature may include a user interface linked to the communication unit to provide access to information regarding a benefit corresponding to vehicle compliance state as compared to a preferred consequential result based on a selected vehicle operational mode detected by one or more vehicle monitoring devices configured to transmit updated vehicle operational mode data to the communication unit. Additional possible user interface features may include one or more of the following type of elements: keyboard, voice receiver, audio speaker, mouse, touch screen, scanner, printer, data status display, messaging display, GPS travel map.

It will be understood by those skilled in the art that the various components and elements disclosed in the system and schematic diagrams herein as well as the various steps and sub-steps disclosed in the flow charts herein may be incorporated together in different claimed combinations in order to enhance possible benefits and advantages.

The exemplary system, apparatus, and computer program product embodiments disclosed herein including FIGS. 1-10, FIG. 25-27, and FIGS. 41-42 along with other components, devices, know-how, skill and techniques known in the art have the capability of implementing and practicing the methods and processes that are depicted in FIGS. 11-24 and FIGS. 28-40. However it is to be further understood by those skilled in the art that other systems, apparatus and technology may be used to implement and practice such methods and processes.

It will also be understood from the technical disclosure herein that exemplary methods, systems and components enable selective control of an operational mode for a vehicle that is subject to an administrative standard. In some instances a qualified person or entity may attain a preferred consequential result related to a user-selected vehicle operation mode that may involve a vehicle operation paradigm and/or a vehicle travel route and/or a vehicle travel destination. In

some embodiments, implementation of the selected vehicle operation mode may modify a conformity status of the vehicle relative to the administrative standard. Various accessible records may be maintained regarding administrative compliance states and their respective benefits, as well as regarding certification of preferable consequential results available to qualified recipients based on a correlated vehicle operational mode.

The foregoing detailed description has set forth various embodiments of the devices and/or processes via the use of block diagrams, flowcharts, and/or examples. Insofar as such block diagrams, flowcharts, and/or examples contain one or more functions and/or operations, it will be understood by those within the art that each function and/or operation within such block diagrams, flowcharts, or examples can be implemented, individually and/or collectively, by a wide range of hardware, software, firmware, or virtually any combination thereof. In one embodiment, several portions of the subject matter described herein may be implemented via Application Specific Integrated Circuits (ASICs), Field Programmable Gate Arrays (FPGAs), digital signal processors (DSPs), or other integrated formats. However, those skilled in the art will recognize that some aspects of the embodiments disclosed herein, in whole or in part, can be equivalently implemented in integrated circuits, as one or more computer programs running on one or more computers (e.g., as one or more programs running on one or more computer systems), as one or more programs running on one or more processors (e.g., as one or more programs running on one or more microprocessors), as firmware, or as virtually any combination thereof, and that designing the circuitry and/or writing the code for the software and/or firmware would be well within the skill of one of skill in the art in light of this disclosure. In addition, those skilled in the art will appreciate that the mechanisms of the subject matter described herein are capable of being distributed as a program product in a variety of forms, and that an illustrative embodiment of the subject matter described herein applies regardless of the particular type of signal bearing medium used to actually carry out the distribution. Examples of a signal bearing medium include, but are not limited to, the following: a recordable type medium such as a floppy disk, a hard disk drive, a Compact Disc (CD), a Digital Video Disk (DVD), a digital tape, a computer memory, etc.; and a transmission type medium such as a digital and/or an analog communication medium (e.g., a fiber optic cable, a waveguide, a wired communications link, a wireless communication link (e.g., transmitter, receiver, transmission logic, reception logic, etc.), etc.).

The herein described subject matter sometimes illustrates different components contained within, or connected with, different other components. It is to be understood that such depicted architectures are merely exemplary, and that in fact many other architectures may be implemented which achieve the same functionality. In a conceptual sense, any arrangement of components to achieve the same functionality is effectively "associated" such that the desired functionality is achieved. Hence, any two components herein combined to achieve a particular functionality can be seen as "associated with" each other such that the desired functionality is achieved, irrespective of architectures or intermedial components. Likewise, any two components so associated can also be viewed as being "operably connected", or "operably coupled," to each other to achieve the desired functionality, and any two components capable of being so associated can also be viewed as being "operably couplable," to each other to achieve the desired functionality. Specific examples of operably couplable include but are not limited to physically mate-

able and/or physically interacting components, and/or wirelessly interactable, and/or wirelessly interacting components, and/or logically interacting, and/or logically interactable components.

In some instances, one or more components may be referred to herein as “configured to,” “configured by,” “configurable to,” “operable/operative to,” “adapted/adaptable,” “able to,” “conformable/conformed to,” etc. Those skilled in the art will recognize that such terms (e.g., “configured to”) can generally encompass active-state components and/or inactive-state components and/or standby-state components, unless context requires otherwise.

While particular aspects of the present subject matter described herein have been shown and described, it will be apparent to those skilled in the art that, based upon the teachings herein, changes and modifications may be made without departing from the subject matter described herein and its broader aspects and, therefore, the appended claims are to encompass within their scope all such changes and modifications as are within the true spirit and scope of the subject matter described herein. It will be understood by those within the art that, in general, terms used herein, and especially in the appended claims (e.g., bodies of the appended claims) are generally intended as “open” terms (e.g., the term “including” should be interpreted as “including but not limited to,” the term “having” should be interpreted as “having at least,” the term “includes” should be interpreted as “includes but is not limited to,” etc.). It will be further understood by those within the art that if a specific number of an introduced claim recitation is intended, such an intent will be explicitly recited in the claim, and in the absence of such recitation no such intent is present. For example, as an aid to understanding, the following appended claims may contain usage of the introductory phrases “at least one” and “one or more” to introduce claim recitations. However, the use of such phrases should not be construed to imply that the introduction of a claim recitation by the indefinite articles “a” or “an” limits any particular claim containing such introduced claim recitation to claims containing only one such recitation, even when the same claim includes the introductory phrases “one or more” or “at least one” and indefinite articles such as “a” or “an” (e.g., “a” and/or “an” should typically be interpreted to mean “at least one” or “one or more”); the same holds true for the use of definite articles used to introduce claim recitations. In addition, even if a specific number of an introduced claim recitation is explicitly recited, those skilled in the art will recognize that such recitation should typically be interpreted to mean at least the recited number (e.g., the bare recitation of “two recitations,” without other modifiers, typically means at least two recitations, or two or more recitations). Furthermore, in those instances where a convention analogous to “at least one of A, B, and C, etc.” is used, in general such a construction is intended in the sense one having skill in the art would understand the convention (e.g., “a system having at least one of A, B, and C” would include but not be limited to systems that have A alone, B alone, C alone, A and B together, A and C together, B and C together, and/or A, B, and C together, etc.). In those instances where a convention analogous to “at least one of A, B, or C, etc.” is used, in general such a construction is intended in the sense one having skill in the art would understand the convention (e.g., “a system having at least one of A, B, or C” would include but not be limited to systems that have A alone, B alone, C alone, A and B together, A and C together, B and C together, and/or A, B, and C together, etc.). It will be further understood by those within the art that typically a disjunctive word and/or phrase presenting two or more alternative terms, whether in the description, claims, or

drawings, should be understood to contemplate the possibilities of including one of the terms, either of the terms, or both terms unless context dictates otherwise. For example, the phrase “A or B” will be typically understood to include the possibilities of “A” or “B” or “A and B.”

With respect to the appended claims, those skilled in the art will appreciate that recited operations therein may generally be performed in any order. Also, although various operational flows are presented in a sequence(s), it should be understood that the various operations may be performed in other orders than those which are illustrated, or may be performed concurrently. Examples of such alternate orderings may include overlapping, interleaved, interrupted, reordered, incremental, preparatory, supplemental, simultaneous, reverse, or other variant orderings, unless context dictates otherwise. Furthermore, terms like “responsive to,” “related to,” or other past-tense adjectives are generally not intended to exclude such variants, unless context dictates otherwise.

While various aspects and embodiments have been disclosed herein, other aspects and embodiments will be apparent to those skilled in the art. The various aspects and embodiments disclosed herein are for purposes of illustration and are not intended to be limiting, with the true scope and spirit being indicated by the following claims.

The invention claimed is:

1. A method for managing vehicle operational mode data, comprising:
  - determining, via a processor, a compliance state for a vehicle traveling via a particular route or area that is subject to a given administrative standard, wherein the compliance with the given administrative standard provides an accrued benefit;
  - providing, via the processor, user-access to information regarding a preferred consequential result that is different from the accrued benefit, which preferred consequential result correlates with one or more optional vehicle operational modes;
  - accepting, via a user input device, a user-selection of at least one optional vehicle operational mode sufficient to attain the preferred consequential result;
  - responsive to the user-selection, implementing the selected optional vehicle operational mode which causes a deviation of a conformity status regarding the given administrative standard; and
  - transmitting, via a transmitter, information indicating the selected vehicle operational mode to an external person or entity associated with the preferred consequential result.
2. The method of claim 1 further comprising:
  - providing user-accessible information that confirms forfeiture of all or part of the corresponding benefit, due to the deviated conformity status that occurs from traveling via the particular route or area that is subject to the given administrative standard, wherein the deviated conformity status does not prevent attainment of the preferred consequential result.
3. The method of claim 1 further comprising:
  - providing user-accessible information indicating a cost or penalty or other detriment arising from the deviated conformity status regarding the given administrative standard.
4. The method of claim 3 further comprising:
  - providing user-access to comparative information indicating that the deviated conformity status does not prevent attainment of the preferred consequential result.



37

5. The method of claim 1 further comprising:  
presenting user-access to a further accrued benefit due to the deviated conformity status, which further accrued benefit is based on qualification with another compliance state applicable to the vehicle, wherein the deviated conformity status does not prevent attainment of the preferred consequential result. 5
6. The method of claim 5 wherein said presenting user-access to the further accrued benefit includes:  
presenting user-access to the further accrued benefit that is based on qualification with two or more compliance states applicable to the vehicle. 10
7. The method of claim 5 wherein said presenting user-access to the further accrued benefit includes:  
presenting user-access to the further accrued benefit based on an exemption from the compliance state applicable to the vehicle, which exemption requires additional payment or other consideration to qualify for the exemption. 15
8. The method of claim 1 further comprising:  
providing conformity status information to a user via a communication device accessible in the vehicle. 20
9. The method of claim 1 further comprising:  
providing conformity status information via a communication link to a user, which conformity status information is indicative of one or more alternative travel routes or areas having different respective compliance states and/or different respective corresponding benefits. 25
10. The method of claim 1 further comprising:  
providing conformity status information via a communication link to one or more of the following: an operator or driver or passenger or owner or lessor or lessee or fleet manager of the vehicle. 30
11. The method of claim 1 further comprising:  
providing conformity status information to a user regarding one or more applicable compliance states and/or their respective corresponding benefit, wherein the conformity status information is indicated on a communication device accessible to an operator or driver or passenger or owner or lessor or lessee or fleet manager of the vehicle. 35
12. The method of claim 1 further comprising:  
providing conformity status information to a user regarding one or more applicable compliance states and/or their respective corresponding benefit, wherein the conformity status information is accessible prior to implementing the user-selection of the at least one optional vehicle operation mode. 40
13. The method of claim 1 further comprising:  
providing conformity status information regarding one or more applicable compliance states and/or their respective corresponding benefit, wherein the conformity status information is accessible prior to a user's choice of a type of vehicle to travel via the particular route or area subject to the given administrative standard. 45
14. The method of claim 1 further comprising:  
providing conformity status information regarding one or more applicable compliance states and/or their respective corresponding benefit, wherein the conformity status information is accessible prior to the vehicle proceeding along the particular route or area and/or during a temporal period, subject to the given administrative standard. 50
15. The method of claim 1 further comprising:  
providing conformity status information to a user regarding a compliance state that includes one or more of the following types of qualification requirements: number of passengers, HOV lane account status, toll road 65

38

- account status, public road standard, public area standard, private road standard, private area standard, electric power mode, combustion/electric hybrid mode, combustion fuel content, bio-fuel content, natural gas fuel, engine efficiency, miles/per/gallon calibration, combustion emission, zero-emissions, exhaust content, maximum speed limitation, safety metric, environmental guideline.
16. The method of claim 1 wherein said providing user-access to information regarding the preferred consequential result includes:  
providing preferred consequential result information to a user prior to accepting the user-selection of the at least one optional vehicle operational mode sufficient to attain the preferred consequential result.
17. The method of claim 16 wherein said providing preferred consequential result information to a user prior to accepting the user-selection includes:  
providing preferred consequential result information on a communication device accessible to one or more of the following: an operator or driver or passenger or owner or lessor or lessee or fleet manager of the vehicle.
18. The method of claim 16 wherein said providing preferred consequential result information to a user prior to accepting the user-selection includes:  
providing preferred consequential result information to a user via a communication device accessible in the vehicle.
19. The method of claim 16 wherein said providing preferred consequential result information to a user prior to accepting the user-selection includes:  
providing preferred consequential result information indicative of one or more destinations associated with a particular preferred consequential result.
20. The method of claim 16 wherein said providing preferred consequential result information to a user prior to accepting the user-selection includes:  
providing preferred consequential result information indicative of one or more varied alternative routes or areas associated with a particular preferred consequential result.
21. The method of claim 1 wherein said providing user-access to information regarding the preferred consequential result includes:  
providing user-access to information regarding two or more preferred consequential results which are respectively based on implementation of different optional vehicle operational modes.
22. The method of claim 1 wherein said providing user-access to information regarding the preferred consequential result includes:  
providing information via a communication device regarding one or more preferred consequential results, wherein the provided information is accessible prior to a user's choice of a type of vehicle to travel via the particular route or area subject to the given administrative standard.
23. The method of claim 1 wherein said providing user-access to information regarding the preferred consequential result includes:  
providing information via a communication device regarding one or more preferred consequential results, wherein the provided information is accessible prior to the vehicle proceeding along the particular route or area subject to the given administrative standard.



24. The method of claim 1 further comprising:  
providing user-accessible information via a communication link to confirm availability of the preferred consequential result that includes an award or value or advantage to one or more of the following type of qualified recipients: vehicle, operator, driver, passenger, vehicle owner, vehicle lessor, vehicle lessee, vehicle fleet owner, vehicle fleet manager.

25. The method of claim 24 further comprising:  
presenting confirmation of availability of the preferred consequential result on a communication device accessible in the vehicle or on a communication device located remotely from the vehicle or on a mobile communication device.

26. The method of claim 24 further comprising:  
presenting confirmation of availability of the preferred consequential result that is dependent upon arrival of the vehicle at a specified destination.

27. The method of claim 26 wherein said presenting confirmation of availability of the preferred consequential result includes:

presenting confirmation of one or more possible consequential results respectively available to the qualified recipient at one or more of the following types of specified destinations: primary destination, secondary destination, alternate destination, intermediate destination.

28. The method of claim 24 further comprising:  
providing user-accessible information that confirms the availability of the preferred consequential result at one or more of the following types of specified destinations: battery recharge station, battery renewal facility, high-voltage recharge station, low-voltage recharge station, battery replacement station, priority battery service, fuel supply station, diesel combustion fuel station, gasoline combustion fuel station, natural gas fuel station, bio-fuel station, priority fuel service.

29. The method of claim 24 further comprising:  
providing user-accessible information that confirms the availability of the preferred consequential result at one or more of the following types of specified destinations: parking facility, overnight accommodation, residence, office facility, vehicle repair station, vehicle accessory store, Internet access location, public transit station, private transit site, rented-vehicle return site, vehicle inspection location, jurisdictional border, licensing authority, tax assessment site, monitoring unit, detection lane.

30. A computer program product comprising non-transitory computer-readable media having encoded instructions, the encoded instructions configured to be by a processor to perform a method for managing vehicle operational mode data, wherein the method includes:

determining a compliance state relative to a given administrative standard applicable to a vehicle traveling via a particular route or area, wherein the compliance state qualifies the vehicle for a corresponding accrued benefit pursuant to the given administrative standard;

providing user-accessible information regarding a possible consequential result that correlates with one or more optional vehicle operation modes;

accepting a user-selection of at least one optional vehicle operational mode sufficient to attain the possible consequential result, wherein the possible consequential result is different from the corresponding accrued benefit;

responsive to the user-selection, implementing the selected optional vehicle operational mode which causes a deviated conformity status regarding the administrative standard;

transmitting information indicating the selected vehicle operational mode to an external person or entity associated with the preferred consequential result.

31. The computer program product of claim 30 wherein said method further includes:

providing user-accessible information that confirms forfeiture of all or part of the corresponding benefit, due to the deviated conformity status that occurs from traveling via the particular route or area that is subject to the given administrative standard, wherein the deviated conformity status does not prevent attainment of the possible consequential result

32. The computer program product of claim 30 wherein said method further includes:

providing user-accessible information indicating a cost or penalty or other detriment arising from the deviated conformity status regarding the given administrative standard.

33. The computer program product of claim 32 wherein said method further includes:

providing user-access to comparative information indicating that the deviated conformity status does not prevent attainment of the possible consequential result.

34. The computer program product of claim 30 wherein said method further includes:

presenting user-access to a further accrued benefit due to the deviated conformity status, which further accrued benefit is based on qualification with another compliance state applicable to the vehicle, wherein the deviated conformity status does not prevent attainment of the possible consequential result.

35. The computer program product of claim 34 wherein said method feature presenting user-access to the further accrued benefit includes:

presenting user-access to the further accrued benefit that is based on qualification with two or more compliance states applicable to the vehicle.

36. The computer program product of claim 34 wherein said method feature presenting user-access to the further accrued benefit includes:

presenting user-access to the further accrued benefit based on an exemption from the compliance state applicable to the vehicle, which exemption requires additional payment or other consideration to qualify for the exemption.

37. The computer program product of claim 30 wherein said method further includes:

providing conformity status information to a user via a communication device accessible in the vehicle.

38. The computer program product of claim 30 wherein said method further includes:

providing conformity status information via a communication link to a user, which conformity status information is indicative of one or more alternative travel routes or areas having different respective compliance states and/or different respective accrued benefits.

39. The computer program product of claim 30 wherein said method further includes:

providing conformity status information via a communication link to one or more of the following: an operator or driver or passenger or owner or lessor or lessee or fleet manager of the vehicle.

41

40. The computer program product of claim 30 wherein said method further includes:

providing conformity status information regarding one or more applicable compliance states and/or their respective accrued benefit, wherein the conformity status information is indicated on a communication device accessible to an operator or driver or passenger or owner or lessor or lessee or fleet manager of the vehicle.

41. The computer program product of claim 30 wherein said method further includes:

providing conformity status information to a user regarding one or more applicable compliance states and/or their respective accrued benefit, wherein the conformity status information is accessible prior to accepting the user-selection of the at least one optional vehicle operation mode.

42. The computer program product of claim 30 wherein said method further includes:

providing conformity status information regarding one or more applicable compliance states and/or their respective accrued benefit, wherein the conformity status information is accessible prior to a user's choice of a type of vehicle to travel via the particular route or area subject to the given administrative standard.

43. The computer program product of claim 30 wherein said method further includes:

providing conformity status information regarding one or more applicable compliance states and/or their respective accrued benefit, wherein the conformity status information is accessible prior to the vehicle proceeding along the particular route or area subject to the given administrative standard.

44. The computer program product of claim 30 wherein said method further includes:

providing conformity status information to a user regarding a compliance state that includes one or more of the following types of qualification requirements: number of passengers, HOV lane account status, toll road account status, public road standard, public area standard, private road standard, private area standard, electric power mode, combustion/electric hybrid mode, combustion fuel content, bio-fuel content, natural gas fuel, engine efficiency, miles/per/gallon calibration, combustion emission, zero-emissions, exhaust content, maximum speed limitation, safety metric, environmental guideline.

45. The computer program product of claim 30 wherein said method feature providing user-accessible information regarding the possible consequential result includes:

providing possible consequential result information to a user prior to accepting the user-selection of the at least one optional vehicle operational mode sufficient to attain the possible consequential result.

46. The computer program product of claim 45 wherein said method feature providing possible consequential result information to a user prior to accepting the user-selection includes:

providing possible consequential result information on a communication device accessible to one or more of the following: an operator or driver or passenger or owner or lessor or lessee or fleet manager of the vehicle.

47. The computer program product of claim 45 wherein said method feature providing possible consequential result information to a user prior to accepting the user-selection includes:

42

providing possible consequential result information to a user via a communication device accessible in the vehicle.

48. The computer program product of claim 45 wherein said method feature providing possible consequential result information to a user prior to accepting the user-selection includes:

providing possible consequential result information indicative of one or more destinations associated with a particular possible consequential result.

49. The computer program product of claim 45 wherein said method feature providing possible consequential result information to a user prior to accepting the user-selection includes:

providing possible consequential result information indicative of one or more varied alternative routes or areas associated with a particular possible consequential result.

50. The computer program product of claim 30 wherein said method feature providing user-access to information regarding the possible consequential result includes:

providing user-access to information regarding two or more possible consequential results which are respectively based on implementation of different optional vehicle operational modes.

51. The computer program product of claim 30 wherein said method feature providing user-access to information regarding the possible consequential result includes:

providing information via a communication device regarding one or more possible consequential results, wherein the provided information is accessible prior to a user's choice of a type of vehicle to travel via the particular route or area subject to the given administrative standard.

52. The computer program product of claim 30 wherein said method feature providing user-access to information regarding the possible consequential result includes:

providing information via a communication device regarding one or more possible consequential results, wherein the provided information is accessible prior to the vehicle proceeding along the particular route or area subject to the given administrative standard.

53. The computer program product of claim 30 wherein said method further includes:

providing user-accessible information via a communication link to confirm availability of the possible consequential result that includes an award or value or advantage to one or more of the following type of qualified recipients: vehicle, operator, driver, passenger, vehicle owner, vehicle lessor, vehicle lessee, vehicle fleet owner, vehicle fleet manager.

54. The computer program product of claim 43 wherein said method further includes:

presenting confirmation of availability of the possible consequential result on a communication device accessible in the vehicle or on a communication device located remotely from the vehicle or on a mobile communication device.

55. The computer program product of claim 43 wherein said method further includes:

presenting confirmation of availability of the possible consequential result that is dependent upon arrival of the vehicle at a specified destination.

56. The computer program product of claim 55 wherein said method feature presenting confirmation of availability of the possible consequential result includes:

43

presenting confirmation of one or more possible consequential results respectively available to the qualified recipient at one or more of the following types of specified destinations: primary destination, secondary destination, alternate destination, intermediate destination. 5

57. The computer program product of claim 53 wherein said method further includes:

providing user-accessible information that confirms the availability at the specified destination of the possible consequential result, wherein the specified destination includes one or more of the following: battery recharge station, battery renewal facility, high-voltage recharge station, low-voltage recharge station, battery replacement station, priority battery service, fuel supply station, diesel combustion fuel station, gasoline combustion fuel station, natural gas fuel station, bio-fuel station, priority fuel service. 10 15

44

58. The computer program product of claim 53 wherein said method further includes:

providing user-accessible information that confirms the availability of the possible consequential result at one or more of the following types of specified destinations: parking facility, overnight accommodation, residence, office facility, vehicle repair station, vehicle accessory store, Internet access location, public transit station, private transit site, rented-vehicle return site, vehicle inspection location, jurisdictional border, licensing authority, tax assessment site, monitoring unit, detection lane.

\* \* \* \* \*

UNITED STATES PATENT AND TRADEMARK OFFICE  
**CERTIFICATE OF CORRECTION**

PATENT NO. : 8,352,107 B2  
APPLICATION NO. : 12/587129  
DATED : January 8, 2013  
INVENTOR(S) : Roderick A. Hyde et al.

Page 1 of 1

It is certified that error appears in the above-identified patent and that said Letters Patent is hereby corrected as shown below:

In the Claims:

Column 39, line 52, claim 30: "the encoded instructions configured to be by a processor to" should read  
--the encoded instructions configured to be executed by a processor to--

Column 40, lines 3-4, claim 30: "the administrative standard," should read  
--the administrative standard; and--

Column 42, line 53, claim 54: "The computer program product of claim 43 wherein" should read  
--The computer program product of claim 53 wherein--

Column 42, line 60, claim 55: "The computer program product of claim 43 wherein" should read  
--The computer program product of claim 53 wherein--

Signed and Sealed this  
Twenty-fifth Day of June, 2013



Teresa Stanek Rea  
*Acting Director of the United States Patent and Trademark Office*