US009292111B2

(12) **United States Patent**
Westerman et al.

(10) **Patent No.: US 9,292,111 B2**
(45) **Date of Patent: Mar. 22, 2016**

(54) **GESTURING WITH A MULTIPOINT SENSING DEVICE**

(75) Inventors: **Wayne C. Westerman**, San Francisco, CA (US); **Steven P. Hotelling**, San Jose, CA (US); **Myra Haggerty**, San Maeo, CA (US); **Bas Ording**, San Francisco, CA (US); **Nima Parivar**, South San Francisco, CA (US); **Duncan Robert Kerr**, San Francisco, CA (US)

(73) Assignee: **Apple Inc.**, Cupertino, CA (US)

(*) Notice: Subject to any disclaimer, the term of this patent is extended or adjusted under 35 U.S.C. 154(b) by 993 days.

(21) Appl. No.: **11/700,636**

(22) Filed: **Jan. 30, 2007**

(65) **Prior Publication Data**

US 2008/0036743 A1 Feb. 14, 2008

Related U.S. Application Data

(63) Continuation-in-part of application No. 10/903,964, filed on Jul. 30, 2004, now Pat. No. 8,479,122, and a continuation-in-part of application No. 11/015,434, filed on Dec. 17, 2004, now Pat. No. 7,339,580.

(51) **Int. Cl.**
G06F 3/0488 (2013.01)
G06F 3/038 (2013.01)

(52) **U.S. Cl.**
CPC ***G06F 3/038*** (2013.01); ***G06F 3/04883*** (2013.01); *G06F 2203/0381* (2013.01); *G06F 2203/04808* (2013.01)

(58) **Field of Classification Search**
CPC G06F 3/038; G06F 3/04883; G06F 2203/04808; G06F 2203/0381
USPC 345/173
See application file for complete search history.

(56) **References Cited**

U.S. PATENT DOCUMENTS

3,333,160	A	7/1967	Gorski
3,541,541	A	11/1970	Engelhart
3,609,695	A	9/1971	Pirkle
3,662,105	A	5/1972	Hurst et al.
3,748,751	A	7/1973	Breglia et al.
3,757,322	A	9/1973	Barkan et al.
3,798,370	A	3/1974	Hurst
3,825,730	A	7/1974	Worthington, Jr. et al.
3,846,826	A	11/1974	Mueller
4,014,000	A	3/1977	Uno et al.

(Continued)

FOREIGN PATENT DOCUMENTS

CA	1243096	10/1988
CN	1326564 A	12/2001

(Continued)

OTHER PUBLICATIONS

Anonymous. "Ai Squared Products—XoomText Magnifier," http://www/aisquared.com/Products/zoomtexturemag/index.cfm, downloaded Oct. 26, 2005, Cited in Parent U.S. Appl. No. 10/903,964.

(Continued)

Primary Examiner — Sahlu Okebato

(74) *Attorney, Agent, or Firm* — Morrison & Foerster LLP

(57) **ABSTRACT**

Methods and systems for implementing gestures with sensing devices are disclosed. More particularly, methods and systems related to gesturing with multipoint sensing devices are disclosed.

10 Claims, 49 Drawing Sheets

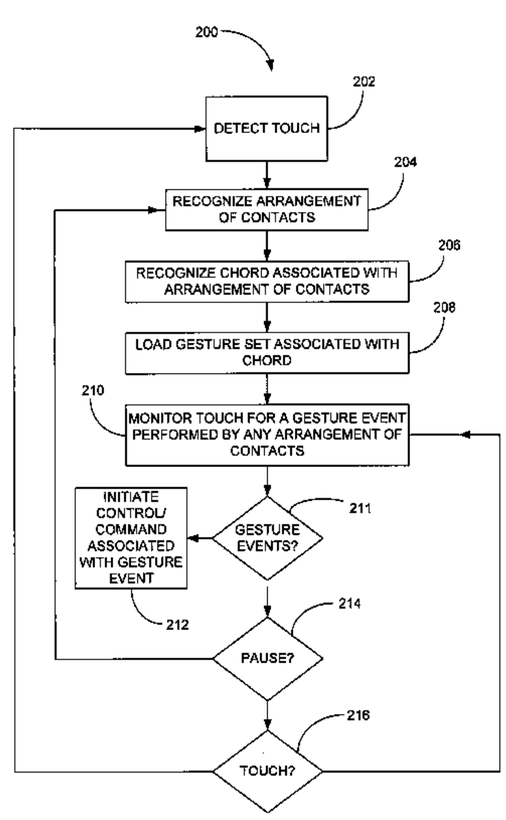

(56) **References Cited**

U.S. PATENT DOCUMENTS

4,017,848 A 4/1977 Tannas, Jr.
4,146,924 A 3/1979 Birk et al.
4,202,041 A 5/1980 Kaplow et al.
4,219,847 A 8/1980 Pinkney et al.
4,246,452 A 1/1981 Chandler
4,303,856 A 12/1981 Serras-Paulet
4,305,071 A 12/1981 Bell et al.
4,305,131 A 12/1981 Best
4,346,376 A 8/1982 Mallos
4,375,674 A 3/1983 Thornton
4,396,945 A 8/1983 DiMatteo et al.
4,435,835 A 3/1984 Sakow et al.
4,475,122 A 10/1984 Green
4,484,179 A 11/1984 Kasday
4,542,375 A 9/1985 Alles et al.
4,550,221 A 10/1985 Mabusth
4,561,017 A 12/1985 Greene
4,613,942 A 9/1986 Chen
4,629,319 A 12/1986 Clarke et al.
4,631,525 A 12/1986 Serravalle, Jr.
4,631,676 A 12/1986 Pugh
4,644,100 A 2/1987 Brenner et al.
4,644,326 A 2/1987 Villalobos et al.
4,654,872 A 3/1987 Hisano et al.
4,672,364 A 6/1987 Lucas
4,672,558 A 6/1987 Beckes et al.
4,686,374 A 8/1987 Liptay-Wagner et al.
4,692,809 A 9/1987 Beining et al.
4,695,827 A 9/1987 Beining et al.
4,703,306 A 10/1987 Barritt
4,710,760 A 12/1987 Kasday
4,733,222 A 3/1988 Evans
4,734,685 A 3/1988 Watanabe
4,746,770 A 5/1988 McAvinney
4,763,356 A 8/1988 Day, Jr. et al.
4,771,276 A 9/1988 Parks
4,772,028 A 9/1988 Rockhold et al.
4,787,040 A 11/1988 Ames et al.
4,788,384 A 11/1988 Bruere-Dawson et al.
4,806,846 A 2/1989 Kerber
4,814,759 A 3/1989 Gombrich et al.
4,853,888 A 8/1989 Lata et al.
4,898,555 A 2/1990 Sampson
4,914,624 A 4/1990 Dunthorn
4,948,371 A 8/1990 Hall
4,968,877 A 11/1990 McAvinney et al.
4,988,981 A 1/1991 Zimmerman et al.
4,993,806 A 2/1991 Clausen et al.
5,003,519 A 3/1991 Noirjean
5,017,030 A 5/1991 Crews
5,038,401 A 8/1991 Inotsume
5,045,843 A 9/1991 Hansen
5,045,846 A 9/1991 Gay et al.
5,060,135 A 10/1991 Levine et al.
5,072,294 A 12/1991 Engle
5,119,079 A 6/1992 Hube et al.
5,148,155 A 9/1992 Martin et al.
5,153,829 A 10/1992 Furuya et al.
5,168,531 A 12/1992 Sigel
5,178,477 A 1/1993 Gambaro
5,189,403 A 2/1993 Franz et al.
5,194,862 A 3/1993 Edwards
5,212,555 A 5/1993 Stoltz
5,224,861 A 7/1993 Glass et al.
5,227,985 A 7/1993 DeMenthon
5,241,308 A 8/1993 Young
5,252,951 A * 10/1993 Tannenbaum et al. 345/156
5,260,697 A 11/1993 Barrett et al.
5,281,966 A 1/1994 Walsh
5,297,041 A 3/1994 Kushler et al.
5,305,017 A 4/1994 Gerpheide
5,319,386 A 6/1994 Gunn et al.
5,328,190 A 7/1994 Dart et al.
5,345,543 A 9/1994 Capps et al.
5,347,295 A 9/1994 Agulnick et al.
5,347,629 A 9/1994 Barrett et al.
5,363,051 A 11/1994 Jenstrom et al.
5,367,453 A 11/1994 Capps et al.
5,376,948 A 12/1994 Roberts
5,379,057 A 1/1995 Clough et al.
5,398,310 A 3/1995 Tchao et al.
5,412,189 A 5/1995 Cragun
5,418,760 A 5/1995 Kawashima et al.
5,422,656 A 6/1995 Allard et al.
5,442,742 A 8/1995 Greyson et al.
5,459,793 A 10/1995 Naoi et al.
5,463,388 A 10/1995 Boie et al.
5,463,696 A 10/1995 Beernink et al.
5,463,725 A 10/1995 Henckel et al.
5,471,578 A 11/1995 Moran et al.
5,479,528 A 12/1995 Speeter
5,483,261 A * 1/1996 Yasutake 345/173
5,488,204 A 1/1996 Mead et al.
5,495,077 A 2/1996 Miller et al.
5,495,269 A 2/1996 Elrod et al.
5,495,576 A 2/1996 Ritchey
5,502,514 A 3/1996 Vogeley et al.
5,510,806 A 4/1996 Busch
5,511,148 A 4/1996 Wellner
5,513,309 A 4/1996 Meier et al.
5,515,079 A 5/1996 Hauck
5,523,775 A 6/1996 Capps
5,530,455 A 6/1996 Gillick et al.
5,530,456 A 6/1996 Kokubo
5,543,590 A 8/1996 Gillespie et al.
5,543,591 A 8/1996 Gillespie et al.
5,548,667 A 8/1996 Tu
5,559,301 A 9/1996 Bryan, Jr. et al.
5,563,632 A 10/1996 Roberts
5,563,996 A 10/1996 Tchao
5,565,658 A 10/1996 Gerpheide et al.
5,568,604 A 10/1996 Hansen
5,570,113 A 10/1996 Zetts
5,572,239 A 11/1996 Jaeger
5,572,647 A 11/1996 Blades
5,579,036 A 11/1996 Yates, IV
5,581,243 A 12/1996 Ouellette et al.
5,581,681 A 12/1996 Tchao et al.
5,583,946 A 12/1996 Gourdol
5,589,856 A 12/1996 Stein et al.
5,590,219 A 12/1996 Gourdol
5,592,566 A 1/1997 Pagallo et al.
5,594,469 A 1/1997 Freeman et al.
5,594,810 A 1/1997 Gourdol
5,596,694 A 1/1997 Capps
5,612,719 A 3/1997 Beernink et al.
5,613,913 A 3/1997 Ikematsu et al.
5,625,715 A 4/1997 Trew et al.
5,631,805 A 5/1997 Bonsall
5,633,955 A 5/1997 Bozinovic et al.
5,634,102 A 5/1997 Capps
5,636,101 A 6/1997 Bonsall et al.
5,642,108 A 6/1997 Gopher et al.
5,644,657 A 7/1997 Capps et al.
5,649,706 A 7/1997 Treat, Jr. et al.
5,666,113 A 9/1997 Logan
5,666,502 A 9/1997 Capps
5,666,552 A 9/1997 Grayson et al.
5,675,361 A 10/1997 Santilli
5,675,362 A 10/1997 Clough et al.
5,677,710 A 10/1997 Thompson-Rohrlich
5,689,253 A 11/1997 Hargreaves et al.
5,689,667 A 11/1997 Kurtenbach
5,709,219 A 1/1998 Chen et al.
5,710,844 A 1/1998 Capps et al.
5,711,624 A 1/1998 Klauber
5,712,661 A 1/1998 Jaeger
5,726,685 A 3/1998 Kuth et al.
5,729,249 A 3/1998 Yasutake
5,729,250 A 3/1998 Bishop et al.
5,730,165 A 3/1998 Philipp
5,736,974 A 4/1998 Selker
5,736,975 A 4/1998 Lunetta
5,736,976 A 4/1998 Cheung

(56) **References Cited**

U.S. PATENT DOCUMENTS

5,741,990 A 4/1998 Davies
5,745,116 A 4/1998 Pisutha-Arnond
5,745,716 A 4/1998 Tchao et al.
5,745,719 A 4/1998 Falcon
5,746,818 A 5/1998 Yatake
5,748,184 A 5/1998 Shieh
5,748,269 A 5/1998 Harris et al.
5,748,512 A 5/1998 Vargas
5,764,222 A 6/1998 Shieh
5,764,818 A 6/1998 Capps et al.
5,767,457 A 6/1998 Gerpheide et al.
5,767,842 A 6/1998 Korth
5,777,603 A 7/1998 Jaeger
5,790,104 A 8/1998 Shieh
5,790,107 A 8/1998 Kasser et al.
5,798,760 A 8/1998 Vayda et al.
5,801,941 A 9/1998 Bertram
5,802,516 A 9/1998 Shwarts et al.
5,805,145 A 9/1998 Jaeger
5,805,146 A 9/1998 Jaeger et al.
5,805,167 A 9/1998 Van Cruyningen
5,808,567 A 9/1998 McCloud
5,808,605 A 9/1998 Shieh
5,809,267 A 9/1998 Moran et al.
5,818,451 A 10/1998 Bertram et al.
5,821,690 A 10/1998 Martens et al.
5,821,930 A 10/1998 Hansen
5,823,782 A 10/1998 Marcus et al.
5,825,232 A * 10/1998 Kimura 327/356
5,825,308 A 10/1998 Rosenberg
5,825,351 A 10/1998 Tam
5,825,352 A 10/1998 Bisset et al.
5,831,601 A 11/1998 Vogeley et al.
5,835,079 A 11/1998 Shieh
5,841,428 A 11/1998 Jaeger et al.
5,844,506 A 12/1998 Binstead
5,844,547 A 12/1998 Minakuchi et al.
5,850,218 A 12/1998 LaJoie et al.
5,854,625 A 12/1998 Frisch et al.
5,859,631 A 1/1999 Bergman et al.
5,867,149 A 2/1999 Jaeger
5,870,091 A 2/1999 Lazarony et al.
5,871,251 A 2/1999 Welling et al.
5,874,948 A 2/1999 Shieh
5,877,751 A 3/1999 Kanemitsu et al.
5,880,411 A * 3/1999 Gillespie et al. 178/18.01
5,883,619 A 3/1999 Ho et al.
5,886,697 A 3/1999 Naughton et al.
5,898,434 A 4/1999 Small et al.
5,900,876 A 5/1999 Yagita et al.
5,910,800 A 6/1999 Shields et al.
5,920,309 A 7/1999 Bisset et al.
5,923,319 A 7/1999 Bishop et al.
5,933,134 A 8/1999 Shieh
5,933,141 A 8/1999 Smith
5,936,613 A 8/1999 Jaeger et al.
5,943,043 A 8/1999 Furuhata et al.
5,943,044 A 8/1999 Martinelli et al.
5,943,052 A 8/1999 Allen et al.
5,943,053 A 8/1999 Ludolph et al.
5,949,345 A 9/1999 Beckert et al.
5,956,291 A 9/1999 Nehemiah et al.
5,956,822 A 9/1999 Brieden et al.
5,963,671 A 10/1999 Comerford et al.
5,974,541 A 10/1999 Hall et al.
5,977,867 A 11/1999 Blouin
5,982,302 A 11/1999 Ure
5,982,352 A 11/1999 Pryor
5,982,353 A 11/1999 Gallery et al.
5,982,355 A 11/1999 Jaeger et al.
5,995,101 A 11/1999 Clark et al.
5,995,104 A 11/1999 Kataoka et al.
5,995,106 A 11/1999 Naughton et al.
5,999,895 A 12/1999 Forest
6,002,389 A 12/1999 Kasser
6,002,808 A 12/1999 Freeman
6,005,549 A 12/1999 Forest
6,005,555 A 12/1999 Katsurahira et al.
6,008,800 A 12/1999 Pryor
6,013,956 A 1/2000 Anderson, Jr.
6,020,881 A 2/2000 Naughton et al.
6,028,271 A 2/2000 Gillespie et al.
6,031,469 A 2/2000 Dodd
6,031,524 A 2/2000 Kunert
6,034,685 A 3/2000 Kuriyama et al.
6,037,882 A 3/2000 Levy
6,040,824 A 3/2000 Maekawa et al.
6,049,326 A 4/2000 Beyda et al.
6,049,328 A 4/2000 Vanderheiden
6,050,825 A 4/2000 Nichol et al.
6,052,339 A 4/2000 Frenkel et al.
6,054,984 A 4/2000 Alexander
6,054,990 A 4/2000 Tran
6,057,540 A 5/2000 Gordon et al.
6,057,845 A 5/2000 Dupouy
6,061,177 A 5/2000 Fujimoto
6,066,075 A 5/2000 Poulton
6,072,494 A 6/2000 Nguyen
6,073,036 A 6/2000 Heikkinen et al.
6,075,531 A 6/2000 DeStefano
6,084,576 A 7/2000 Leu et al.
6,094,197 A 7/2000 Buxton et al.
6,104,384 A 8/2000 Moon et al.
6,105,419 A 8/2000 Michels et al.
6,107,997 A 8/2000 Ure
6,128,003 A 10/2000 Smith et al.
6,130,665 A 10/2000 Ericsson
6,131,299 A 10/2000 Raab et al.
6,135,958 A 10/2000 Mikula-Curtis et al.
6,144,380 A 11/2000 Schwarts et al.
6,151,596 A 11/2000 Hosomi
6,154,194 A 11/2000 Singh
6,154,201 A 11/2000 Levin et al.
6,154,209 A 11/2000 Naughton et al.
6,160,551 A 12/2000 Naughton et al.
6,169,538 B1 1/2001 Nowlan et al.
6,175,610 B1 1/2001 Peter
6,188,391 B1 2/2001 Seely et al.
6,198,515 B1 3/2001 Cole
6,208,329 B1 3/2001 Ballare
6,219,035 B1 4/2001 Skog et al.
6,222,465 B1 4/2001 Kumar et al.
6,222,531 B1 4/2001 Smith
6,229,502 B1 5/2001 Schwab
6,239,790 B1 5/2001 Martinelli et al.
6,243,071 B1 6/2001 Shwarts et al.
6,246,862 B1 6/2001 Grivas et al.
6,249,606 B1 6/2001 Kiraly et al.
6,255,604 B1 7/2001 Tokioka et al.
6,256,020 B1 7/2001 Pabon et al.
6,259,436 B1 7/2001 Moon et al.
6,271,835 B1 8/2001 Hoeksma
6,278,441 B1 8/2001 Gouzman et al.
6,278,443 B1 8/2001 Amro et al.
6,288,707 B1 9/2001 Philipp
6,289,326 B1 9/2001 LaFleur
6,292,178 B1 9/2001 Bernstein et al.
6,292,179 B1 9/2001 Lee
6,295,049 B1 9/2001 Minner
6,295,052 B1 9/2001 Kato et al.
6,308,144 B1 10/2001 Bronfield et al.
6,310,610 B1 10/2001 Beaton et al.
6,313,853 B1 11/2001 Lamontagne et al.
6,323,846 B1 11/2001 Westerman et al.
6,326,956 B1 12/2001 Jaeger et al.
6,333,753 B1 12/2001 Hinckley
6,337,678 B1 1/2002 Fish
6,339,748 B1 1/2002 Hiramatsu
6,344,861 B1 2/2002 Naughton et al.
6,347,290 B1 2/2002 Bartlett
6,359,572 B1 3/2002 Vale
6,359,632 B1 3/2002 Eastty et al.
6,377,009 B1 4/2002 Philipp
6,380,931 B1 4/2002 Gillespie et al.

(56) **References Cited**

U.S. PATENT DOCUMENTS

6,400,379 B1 6/2002 Johnson et al.
6,411,287 B1 6/2002 Scharff et al.
6,414,671 B1 7/2002 Gillespie et al.
6,414,672 B2 7/2002 Rekimoto et al.
6,414,674 B1 7/2002 Kamper et al.
6,421,042 B1 7/2002 Omura et al.
6,421,046 B1 7/2002 Edgren
6,421,234 B1 7/2002 Ricks et al.
6,424,338 B1 7/2002 Anderson
6,429,846 B2 8/2002 Rosenberg et al.
6,433,801 B1 8/2002 Moon et al.
6,441,806 B1 8/2002 Jaeger
6,441,807 B1 8/2002 Yamaguchi
6,442,440 B1 8/2002 Miller
6,452,514 B1 9/2002 Philipp
6,456,952 B1 9/2002 Nathan
6,457,355 B1 10/2002 Philipp
6,457,834 B1 10/2002 Cotton et al.
6,466,036 B1 10/2002 Philipp
6,469,722 B1 10/2002 Kinoe et al.
6,473,069 B1 10/2002 Gerpheide
6,473,102 B1 10/2002 Rodden et al.
6,478,432 B1 11/2002 Dyner
6,480,188 B1 11/2002 Horsley
6,481,851 B1 11/2002 McNelley et al.
6,489,978 B1 12/2002 Gong et al.
6,501,464 B1 12/2002 Cobbley et al.
6,501,515 B1 12/2002 Iwamura
6,515,669 B1 2/2003 Mohri
6,525,711 B1 2/2003 Shaw et al.
6,525,749 B1 2/2003 Moran et al.
6,535,200 B2 3/2003 Philipp
6,543,684 B1 4/2003 White et al.
6,543,947 B2 4/2003 Lee
6,545,670 B1 4/2003 Pryor
6,563,492 B1 5/2003 Furuya et al.
6,570,557 B1 5/2003 Westerman et al.
6,570,584 B1 5/2003 Cok et al.
6,573,844 B1 6/2003 Venolia et al.
6,583,676 B2 6/2003 Krah et al.
6,593,916 B1 7/2003 Aroyan
6,597,345 B2 7/2003 Hirshberg
6,610,936 B2 8/2003 Gillespie et al.
6,611,252 B1 8/2003 DuFaux
6,624,833 B1 9/2003 Kumar et al.
6,639,577 B2 10/2003 Eberhard
6,639,584 B1 10/2003 Li
6,650,319 B1 11/2003 Hurst et al.
6,654,733 B1 11/2003 Goodman et al.
6,658,994 B1 12/2003 McMillan
6,661,920 B1 12/2003 Skinner
6,664,989 B1 12/2003 Synder et al.
6,670,894 B2 12/2003 Mehring
6,677,932 B1 1/2004 Westerman
6,677,933 B1 1/2004 Yogaratnam
6,677,934 B1 1/2004 Blanchard
6,680,677 B1 1/2004 Tiphane
6,690,275 B2 2/2004 Long et al.
6,690,387 B2 2/2004 Zimmerman et al.
6,697,721 B2 2/2004 Arlinsky
6,703,999 B1 3/2004 Iwanami et al.
6,710,771 B1 3/2004 Yamaguchi et al.
6,721,784 B1 4/2004 Leonard et al.
6,724,366 B2 4/2004 Crawford
6,757,002 B1 6/2004 Oross et al.
6,760,020 B1 7/2004 Uchiyama et al.
6,791,467 B1 9/2004 Ben-Ze'ev
6,795,059 B2 9/2004 Endo
6,798,768 B1 9/2004 Gallick et al.
6,803,905 B1 10/2004 Capps et al.
6,803,906 B1 10/2004 Morrison et al.
6,806,869 B2 10/2004 Yamakado
6,819,312 B2 11/2004 Fish
6,842,672 B1 1/2005 Straub et al.
6,856,259 B1 2/2005 Sharp
6,857,800 B2 2/2005 Zhang et al.
6,874,129 B2 3/2005 Smith
6,882,641 B1 4/2005 Gallick et al.
6,888,536 B2 5/2005 Westerman et al.
6,896,375 B2 5/2005 Peterson et al.
6,900,795 B1 5/2005 Knight, III et al.
6,903,730 B2 6/2005 Mathews et al.
6,920,619 B1 7/2005 Milevic
6,926,609 B2 8/2005 Martin
6,927,761 B2 8/2005 Badaye et al.
6,930,661 B2 8/2005 Uchida et al.
6,942,571 B1 9/2005 McAllister et al.
6,944,591 B1 9/2005 Raghunandan
6,952,203 B2 10/2005 Banerjee et al.
6,954,583 B2 10/2005 Nagasaka et al.
6,958,749 B1 10/2005 Matsushita et al.
6,961,912 B2 11/2005 Aoki et al.
6,965,375 B1 11/2005 Gettemy et al.
6,970,749 B1 11/2005 Chinn et al.
6,972,401 B2 12/2005 Akitt et al.
6,972,749 B2 12/2005 Hinckley et al.
6,975,304 B1 12/2005 Hawkins et al.
6,977,666 B1 12/2005 Hedrick
6,985,801 B1 1/2006 Straub et al.
6,992,659 B2 1/2006 Gettemy
7,002,749 B2 2/2006 Kremen
7,015,894 B2 3/2006 Morohoshi et al.
7,022,075 B2 4/2006 Grunwald et al.
7,030,861 B1 4/2006 Westerman et al.
7,030,863 B2 4/2006 Longe et al.
7,031,228 B2 4/2006 Born et al.
7,038,659 B2 5/2006 Rajkowski
7,057,607 B2 6/2006 Mayoraz et al.
7,058,902 B2 6/2006 Iwema et al.
7,075,512 B1 7/2006 Fabre et al.
7,079,114 B1 7/2006 Smith et al.
7,084,859 B1 8/2006 Pryor
7,091,410 B2 8/2006 Ito et al.
7,098,891 B1 8/2006 Pryor
7,098,896 B2 8/2006 Kushler et al.
7,100,105 B1 8/2006 Nishimura et al.
7,143,355 B2 11/2006 Yamaguchi et al.
7,149,981 B1 12/2006 Lundy et al.
7,151,528 B2 12/2006 Taylor et al.
7,158,123 B2 1/2007 Myers et al.
7,180,502 B2 2/2007 Marvit et al.
7,184,064 B2 2/2007 Zimmerman et al.
7,194,699 B2 3/2007 Thomson et al.
7,233,316 B2 6/2007 Smith et al.
7,233,319 B2 6/2007 Johnson et al.
7,240,289 B2 7/2007 Naughton et al.
7,242,311 B2 7/2007 Hoff et al.
7,260,422 B2 8/2007 Knoedgen
7,310,781 B2 12/2007 Chen et al.
7,319,454 B2 1/2008 Thacker et al.
7,320,112 B2 1/2008 Yamaguchi et al.
7,339,580 B2 3/2008 Westerman et al.
7,340,077 B2 3/2008 Gokturk et al.
7,340,685 B2 3/2008 Chen et al.
7,346,853 B2 3/2008 Chen et al.
7,417,681 B2 8/2008 Lieberman et al.
7,443,316 B2 10/2008 Lim
7,466,843 B2 12/2008 Pryor
7,474,772 B2 1/2009 Russo et al.
7,475,390 B2 1/2009 Berstis et al.
7,477,240 B2 1/2009 Yanagisawa
7,478,336 B2 1/2009 Chen et al.
7,489,303 B1 2/2009 Pryor
7,509,113 B2 3/2009 Knoedgen
7,515,810 B2 4/2009 Nagasaka et al.
7,519,223 B2 4/2009 Dehlin et al.
7,526,738 B2 4/2009 Ording et al.
RE40,867 E 8/2009 Binstead
7,593,552 B2 9/2009 Higaki
7,614,008 B2 11/2009 Ording
7,653,883 B2 1/2010 Hotelling et al.
7,663,607 B2 2/2010 Hotelling et al.
7,664,748 B2 2/2010 Harrity
7,694,231 B2 4/2010 Kocienda et al.

(56) **References Cited**

U.S. PATENT DOCUMENTS

7,706,616	B2	4/2010	Kristensson et al.
7,714,849	B2	5/2010	Pryor
7,746,325	B2	6/2010	Roberts
7,831,932	B2	11/2010	Josephsoon et al.
7,856,472	B2	12/2010	Arav
7,861,188	B2	12/2010	Josephsoon et al.
7,877,705	B2	1/2011	Chambers et al.
7,898,529	B2	3/2011	Fitzmaurice et al.
8,228,305	B2	7/2012	Pryor
8,239,784	B2	8/2012	Hotelling et al.
8,314,775	B2	11/2012	Westerman et al.
8,330,727	B2	12/2012	Westerman et al.
8,334,846	B2	12/2012	Westerman et al.
8,381,135	B2	2/2013	Hotelling et al.
8,384,675	B2	2/2013	Westerman et al.
8,427,449	B2	4/2013	Pryor
8,441,453	B2	5/2013	Westerman et al.
8,466,880	B2	6/2013	Westerman et al.
8,466,881	B2	6/2013	Westerman et al.
8,479,122	B2	7/2013	Hotelling et al.
8,482,533	B2	7/2013	Westerman et al.
8,482,535	B2	7/2013	Pryor
8,514,183	B2	8/2013	Westerman et al.
8,576,177	B2	11/2013	Westerman et al.
8,593,426	B2	11/2013	Westerman et al.
8,612,856	B2	12/2013	Hotelling et al.
8,629,840	B2	1/2014	Westerman et al.
8,633,898	B2	1/2014	Westerman et al.
8,665,240	B2	3/2014	Westerman
8,674,943	B2	3/2014	Westerman et al.
8,698,755	B2	4/2014	Westerman et al.
8,730,177	B2	5/2014	Westerman et al.
8,730,192	B2	5/2014	Westerman et al.
8,736,555	B2	5/2014	Westerman et al.
8,866,752	B2	10/2014	Westerman et al.
8,902,175	B2	12/2014	Westerman et al.
9,001,068	B2	4/2015	Westerman et al.
9,098,142	B2	8/2015	Westerman et al.
2001/0012001	A1	8/2001	Rekimoto et al.
2001/0012022	A1	8/2001	Smith
2001/0012769	A1	8/2001	Sirola et al.
2001/0015718	A1	8/2001	Hinckley et al.
2001/0026678	A1	10/2001	Nagasaka et al.
2001/0040554	A1	11/2001	Nakagawa
2001/0055038	A1	12/2001	Kim
2002/0015024	A1	2/2002	Westerman et al.
2002/0018051	A1	2/2002	Singh
2002/0044132	A1	4/2002	Fish
2002/0044161	A1	4/2002	Sugai
2002/0051018	A1	5/2002	Yeh
2002/0054175	A1	5/2002	Miettinen et al.
2002/0075317	A1	6/2002	Dardick
2002/0080123	A1	6/2002	Kennedy et al.
2002/0085037	A1	7/2002	Leavitt et al.
2002/0113778	A1	8/2002	Rekimoto et al.
2002/0118848	A1	8/2002	Karpenstein
2002/0120543	A1	8/2002	Brittingham et al.
2002/0130839	A1	9/2002	Wallace et al.
2002/0133522	A1	9/2002	Greetham et al.
2002/0135615	A1	9/2002	Lang
2002/0140633	A1	10/2002	Rafii et al.
2002/0140668	A1	10/2002	Crawford
2002/0140679	A1	10/2002	Wen
2002/0140680	A1	10/2002	Lu
2002/0167545	A1	11/2002	Kang et al.
2002/0180763	A1	12/2002	Kung et al.
2002/0191029	A1	12/2002	Gillespie et al.
2002/0196227	A1	12/2002	Surloff et al.
2002/0196238	A1	12/2002	Tsukada et al.
2002/0196274	A1	12/2002	Comfort et al.
2003/0001899	A1	1/2003	Partanen et al.
2003/0005454	A1	1/2003	Rodriguez et al.
2003/0006974	A1	1/2003	Clough et al.
2003/0016253	A1	1/2003	Aoki et al.
2003/0030664	A1	2/2003	Parry
2003/0063073	A1	4/2003	Geaghan et al.
2003/0071850	A1	4/2003	Geidl
2003/0071858	A1	4/2003	Morohoshi
2003/0072077	A1	4/2003	Peterson et al.
2003/0073461	A1	4/2003	Sinclair
2003/0076301	A1	4/2003	Tsuk et al.
2003/0076303	A1	4/2003	Huppi
2003/0076306	A1	4/2003	Zadesky et al.
2003/0076363	A1	4/2003	Murphy
2003/0095095	A1	5/2003	Pihlaja
2003/0095096	A1	5/2003	Robbin et al.
2003/0095135	A1	5/2003	Kaasila et al.
2003/0098858	A1	5/2003	Perski et al.
2003/0128188	A1	7/2003	Wilbrink et al.
2003/0128195	A1	7/2003	Banerjee et al.
2003/0132922	A1	7/2003	Philipp
2003/0132950	A1	7/2003	Surucu et al.
2003/0152241	A1	8/2003	Eastty et al.
2003/0160808	A1	8/2003	Foote et al.
2003/0164820	A1	9/2003	Kent
2003/0169303	A1	9/2003	Islam et al.
2003/0179201	A1	9/2003	Thacker
2003/0193481	A1	10/2003	Sokolsky
2003/0197736	A1	10/2003	Murphy
2003/0201972	A1	10/2003	Usuda
2003/0206202	A1	11/2003	Moriya
2003/0210260	A1	11/2003	Palmer et al.
2003/0210286	A1	11/2003	Gerpheide et al.
2003/0214534	A1	11/2003	Uemura et al.
2003/0222977	A1	12/2003	Yoshino
2003/0234768	A1	12/2003	Rekimoto et al.
2003/0237043	A1	12/2003	Novak et al.
2004/0001048	A1	1/2004	Kraus et al.
2004/0009788	A1	1/2004	Mantyjarvi et al.
2004/0017499	A1	1/2004	Ambiru
2004/0019505	A1	1/2004	Bowman et al.
2004/0021643	A1	2/2004	Hoshino et al.
2004/0021644	A1	2/2004	Enomoto
2004/0021696	A1	2/2004	Molgaard
2004/0036622	A1	2/2004	Dukach et al.
2004/0046887	A1	3/2004	Ikehata et al.
2004/0053661	A1	3/2004	Jones et al.
2004/0056837	A1	3/2004	Koga et al.
2004/0056839	A1	3/2004	Yoshihara
2004/0056849	A1	3/2004	Lohbihler et al.
2004/0064473	A1	4/2004	Thomas et al.
2004/0080529	A1	4/2004	Wojcik
2004/0100479	A1	5/2004	Nakano et al.
2004/0119750	A1	6/2004	Harrison
2004/0125081	A1	7/2004	Hayakawa
2004/0134238	A1	7/2004	Buckroyd et al.
2004/0135774	A1	7/2004	La Monica
2004/0135818	A1	7/2004	Thomson et al.
2004/0136564	A1	7/2004	Roeber et al.
2004/0140956	A1	7/2004	Kushler et al.
2004/0141157	A1	7/2004	Ramachandran et al.
2004/0145601	A1	7/2004	Brielmann et al.
2004/0146688	A1	7/2004	Treat
2004/0150668	A1	8/2004	Myers et al.
2004/0150669	A1	8/2004	Sabiers et al.
2004/0155888	A1	8/2004	Padgitt et al.
2004/0160419	A1	8/2004	Padgitt
2004/0165924	A1	8/2004	Griffin
2004/0178994	A1	9/2004	Kairls, Jr.
2004/0181749	A1	9/2004	Chellapilla et al.
2004/0183833	A1	9/2004	Chua
2004/0189720	A1	9/2004	Wilson et al.
2004/0198463	A1	10/2004	Knoedgen
2004/0218963	A1	11/2004	Van Diepen et al.
2004/0227739	A1	11/2004	Tani et al.
2004/0227830	A1	11/2004	Kobayashi et al.
2004/0230912	A1	11/2004	Clow et al.
2004/0237052	A1	11/2004	Allport
2004/0245352	A1	12/2004	Smith
2004/0262387	A1	12/2004	Hart
2004/0263484	A1	12/2004	Montysalo et al.
2005/0005241	A1	1/2005	Hunleth et al.
2005/0012723	A1	1/2005	Pallakoff
2005/0015731	A1	1/2005	Mak et al.

(56) **References Cited**

U.S. PATENT DOCUMENTS

2005/0016366 A1 1/2005 Ito et al.
2005/0024341 A1 2/2005 Gillespie et al.
2005/0052425 A1 3/2005 Zadeski et al.
2005/0052427 A1 3/2005 Wu et al.
2005/0057524 A1 3/2005 Hill et al.
2005/0064936 A1 3/2005 Pryor
2005/0066270 A1 3/2005 Ali et al.
2005/0071771 A1 3/2005 Nagasawa et al.
2005/0078087 A1 4/2005 Gates et al.
2005/0091577 A1 4/2005 Torres et al.
2005/0104867 A1 5/2005 Westerman et al.
2005/0110768 A1 5/2005 Marriott et al.
2005/0116941 A1 6/2005 Wallington
2005/0120312 A1 6/2005 Nguyen
2005/0132072 A1 6/2005 Pennell et al.
2005/0134578 A1 6/2005 Chambers et al.
2005/0162402 A1 7/2005 Watanachote
2005/0169503 A1 8/2005 Howell et al.
2005/0169527 A1 8/2005 Longe et al.
2005/0171783 A1 8/2005 Suominen
2005/0174975 A1 8/2005 Mgrdechian et al.
2005/0190970 A1 9/2005 Griffin
2005/0204008 A1 9/2005 Shinbrood
2005/0204889 A1 9/2005 Swingle et al.
2005/0211766 A1 9/2005 Robertson et al.
2005/0223308 A1 10/2005 Gunn et al.
2005/0253816 A1 11/2005 Himberg et al.
2005/0253818 A1 11/2005 Nettamo
2005/0259087 A1 11/2005 Hoshino et al.
2006/0001650 A1 1/2006 Robbins et al.
2006/0007174 A1 1/2006 Shen
2006/0010374 A1 1/2006 Corrington et al.
2006/0010400 A1 1/2006 Dehlin et al.
2006/0012577 A1 1/2006 Kyrola
2006/0022955 A1 2/2006 Kennedy
2006/0022956 A1 2/2006 Lengeling et al.
2006/0026521 A1 2/2006 Hotelling et al.
2006/0026535 A1 2/2006 Hotelling et al.
2006/0026536 A1 2/2006 Hotelling et al.
2006/0031752 A1 2/2006 Surloff et al.
2006/0032680 A1 2/2006 Elias et al.
2006/0033724 A1 2/2006 Chaudhri et al.
2006/0035681 A1 2/2006 Oh
2006/0052885 A1 3/2006 Kong
2006/0053387 A1 3/2006 Ording
2006/0066582 A1 3/2006 Lyon et al.
2006/0066590 A1 3/2006 Ozawa et al.
2006/0071915 A1 4/2006 Rehm
2006/0085757 A1 4/2006 Andre et al.
2006/0085767 A1 4/2006 Hinckley et al.
2006/0097991 A1 5/2006 Hotelling et al.
2006/0125803 A1 6/2006 Westerman et al.
2006/0150120 A1 7/2006 Dresti et al.
2006/0161846 A1 7/2006 Van Leeuwen
2006/0161870 A1 7/2006 Hotelling et al.
2006/0161871 A1 7/2006 Hotelling et al.
2006/0167993 A1 7/2006 Aaron et al.
2006/0181517 A1 8/2006 Zadesky et al.
2006/0181519 A1 8/2006 Vernier et al.
2006/0197750 A1 9/2006 Kerr et al.
2006/0197753 A1 9/2006 Hotelling
2006/0232567 A1 10/2006 Westerman et al.
2006/0238517 A1 10/2006 King et al.
2006/0238518 A1 10/2006 Westerman et al.
2006/0238519 A1 10/2006 Westerman et al.
2006/0238520 A1 10/2006 Westerman et al.
2006/0238521 A1 10/2006 Westerman et al.
2006/0238522 A1 10/2006 Westerman et al.
2006/0242587 A1 10/2006 Eagle et al.
2006/0242607 A1 10/2006 Hudson
2006/0244735 A1 11/2006 Wilson
2006/0253793 A1 11/2006 Zhai et al.
2006/0265668 A1 11/2006 Rainisto
2006/0274051 A1 12/2006 Longe et al.
2006/0290921 A1 12/2006 Hotelling et al.
2007/0011603 A1 1/2007 Makela
2007/0033269 A1 2/2007 Atkinson et al.
2007/0061754 A1 3/2007 Ardhanari et al.
2007/0070050 A1 3/2007 Westerman et al.
2007/0070051 A1 3/2007 Westerman et al.
2007/0070052 A1 3/2007 Westerman et al.
2007/0078919 A1 4/2007 Westerman et al.
2007/0081726 A1 4/2007 Westerman et al.
2007/0083823 A1 4/2007 Jaeger
2007/0087766 A1 4/2007 Hardy et al.
2007/0088787 A1 4/2007 Hardy et al.
2007/0139395 A1 6/2007 Westerman et al.
2007/0150830 A1 6/2007 Ording
2007/0159453 A1 7/2007 Inoue
2007/0171210 A1 7/2007 Chaudhri et al.
2007/0176906 A1 8/2007 Warren
2007/0177803 A1 8/2007 Elias et al.
2007/0177804 A1 8/2007 Elias et al.
2007/0180360 A1 8/2007 Neil
2007/0222768 A1 9/2007 Geurts et al.
2007/0229464 A1 10/2007 Hotelling et al.
2007/0236466 A1 10/2007 Hotelling
2007/0247429 A1 10/2007 Westerman
2007/0257890 A1 11/2007 Hotelling et al.
2007/0268273 A1 11/2007 Westerman et al.
2007/0268274 A1 11/2007 Westerman et al.
2007/0268275 A1 11/2007 Westerman et al.
2007/0276875 A1 11/2007 Brunswig et al.
2008/0016468 A1 1/2008 Chambers et al.
2008/0024463 A1 1/2008 Pryor
2008/0036743 A1 2/2008 Westerman et al.
2008/0040692 A1 2/2008 Sunday
2008/0041639 A1 2/2008 Westerman et al.
2008/0042986 A1 2/2008 Westerman et al.
2008/0042987 A1 2/2008 Westerman et al.
2008/0042988 A1 2/2008 Westerman et al.
2008/0042989 A1 2/2008 Westerman et al.
2008/0088587 A1 4/2008 Pryor
2008/0128182 A1 6/2008 Westerman et al.
2008/0129707 A1 6/2008 Pryor
2008/0139297 A1 6/2008 Beaulieu et al.
2008/0174553 A1 7/2008 Trust
2008/0189622 A1 8/2008 Sanchez et al.
2008/0211775 A1 9/2008 Hotelling et al.
2008/0211779 A1 9/2008 Pryor
2008/0211783 A1 9/2008 Hotelling et al.
2008/0211784 A1 9/2008 Hotelling et al.
2008/0211785 A1 9/2008 Hotelling et al.
2008/0229236 A1 9/2008 Carrer et al.
2008/0231610 A1 9/2008 Hotelling et al.
2008/0309626 A1 12/2008 Westerman
2008/0316183 A1 12/2008 Westerman et al.
2009/0021489 A1 1/2009 Westerman et al.
2009/0064006 A1 3/2009 Naick et al.
2009/0160816 A1 6/2009 Westerman et al.
2009/0244031 A1 10/2009 Westerman et al.
2009/0244032 A1 10/2009 Westerman et al.
2009/0244033 A1 10/2009 Westerman et al.
2009/0249236 A1 10/2009 Westerman et al.
2009/0251435 A1 10/2009 Westerman et al.
2009/0251438 A1 10/2009 Westerman et al.
2009/0251439 A1 10/2009 Westerman et al.
2009/0267921 A1 10/2009 Pryor
2009/0273563 A1 11/2009 Pryor
2009/0273574 A1 11/2009 Pryor
2009/0273575 A1 11/2009 Pryor
2009/0300531 A1 12/2009 Pryor
2009/0322499 A1 12/2009 Pryor
2010/0149092 A1 6/2010 Westerman et al.
2010/0149134 A1 6/2010 Westerman et al.
2010/0231506 A1 9/2010 Pryor
2011/0037725 A1 2/2011 Pryor
2012/0223894 A1 9/2012 Zhao
2012/0293440 A1 11/2012 Hotelling et al.
2012/0293442 A1 11/2012 Westerman et al.
2013/0009900 A1 1/2013 Pryor
2013/0147761 A1 6/2013 Westerman et al.
2013/0154982 A1 6/2013 Hotelling et al.
2013/0241823 A1 9/2013 Pryor

(56) **References Cited**

U.S. PATENT DOCUMENTS

2013/0241847	A1	9/2013	Hotelling et al.
2013/0265263	A1	10/2013	Westerman et al.
2014/0074426	A1	3/2014	Hotelling
2014/0176499	A1	6/2014	Westerman et al.
2015/0029152	A1	1/2015	Westerman et al.

FOREIGN PATENT DOCUMENTS

DE	100 42 300	A1	3/2002
DE	100 59 906	A1	6/2002
DE	101 40 874	A1	3/2003
DE	102 51 296	A1	5/2004
EP	0394614	A2	10/1990
EP	0 422 577	A2	4/1991
EP	0 422 577	A3	4/1991
EP	0 462 759	A2	12/1991
EP	0 462 759	A3	12/1991
EP	0 462 759	B1	12/1991
EP	0 288 692		7/1993
EP	0 588 210	A1	3/1994
EP	0 588 210	B1	3/1994
EP	0 622 722	A2	11/1994
EP	0 622 722	A3	11/1994
EP	0 622 722	B1	11/1994
EP	0 664 504		1/1995
EP	0 464 908		9/1996
EP	0 817 000	A1	1/1998
EP	0 817 000	B1	1/1998
EP	0 880 090	A2	11/1998
EP	0 880 090	A3	11/1998
EP	0926588	A2	6/1999
EP	1 014 295		1/2002
EP	1233330	A2	8/2002
EP	1 271 295	A2	1/2003
EP	1 271 295	A3	1/2003
EP	1517228	A2	3/2005
EP	1 569 079	A1	8/2005
EP	1 505 484	A1	9/2005
EP	1 674 976	A2	6/2006
EP	2 390 774	A2	11/2011
GB	2330670	A	4/1999
GB	2 332 293	A	6/1999
GB	2 337 349	A1	11/1999
GB	2344894	A	6/2000
GB	2 351 639	A	1/2001
GB	2 380 583	A	4/2003
JP	63-167923	A	7/1988
JP	04-048318	A	2/1992
JP	04-054523	A	2/1992
JP	05-297979	A	11/1993
JP	06-019663	A	1/1994
JP	06-161661	A	6/1994
JP	7-129312	A	5/1995
JP	7-230352	A	8/1995
JP	09-033278	A	2/1997
JP	9-330175	A	12/1997
JP	10-039748	A	2/1998
JP	10-171600	A	6/1998
JP	11-053093	A	2/1999
JP	11-073271	A	3/1999
JP	11-085380	A	3/1999
JP	11-119911	A	4/1999
JP	11-133816	A	5/1999
JP	11-175258	A	7/1999
JP	11-194863	A	7/1999
JP	2000-010705	A	1/2000
JP	2000-163031	A	6/2000
JP	2000-163193	A	6/2000
JP	2000-163444	A	6/2000
JP	2000-231670	A	8/2000
JP	2001-134382	A	5/2001
JP	2001-147918	A	5/2001
JP	2001-230992	A	8/2001
JP	2002-034023	A	1/2002
JP	2002-501271	A	1/2002
JP	2002-342033	A	11/2002
JP	2003-173237	A	6/2003
JP	2004-110388	A	4/2004
KR	10-2001-0040410		5/2001
KR	4057131	A	7/2004
WO	WO-92/02000	A1	2/1992
WO	WO-94/29788	A1	12/1994
WO	WO-97/18547		5/1997
WO	WO-97/23738		7/1997
WO	WO-97/36225	A1	10/1997
WO	WO-97/40744	A1	11/1997
WO	WO-98/14863		4/1998
WO	WO-98/33111	A	7/1998
WO	WO-99/28813	A1	6/1999
WO	WO 99/38149		7/1999
WO	WO-99/54807	A1	10/1999
WO	WO-00/38042	A1	6/2000
WO	WO-01/02949	A1	1/2001
WO	WO-02/01482	A1	1/2002
WO	WO-02/39245	A2	5/2002
WO	WO-02/39245	A3	5/2002
WO	WO-02/39245	C2	5/2002
WO	WO-03/028722	A2	4/2003
WO	WO-03/028722	A3	4/2003
WO	WO-03/036457	A2	5/2003
WO	WO-03/036457	A3	5/2003
WO	WO-03/062978	A2	7/2003
WO	WO-03/088176		10/2003
WO	WO-03/098417	A2	11/2003
WO	WO-03/098417	A3	11/2003
WO	WO-03/098421	A1	11/2003
WO	WO-2004/029789	A2	4/2004
WO	WO-2004/029789	A3	4/2004
WO	WO-2004/047069	A1	6/2004
WO	WO-2004/051392	A2	6/2004
WO	WO-2004/051393	A3	6/2004
WO	WO-2004/091956	A2	10/2004
WO	WO-2004/091956	A3	10/2004
WO	WO-2005/064442	A1	7/2005
WO	WO-2005/114369	A2	12/2005
WO	WO-2006/003590	A2	1/2006
WO	WO-2006/003590	A3	1/2006
WO	WO-2006/020304	A1	2/2006
WO	WO-2006/020305		2/2006
WO	WO-2006/023569		3/2006
WO	WO-2006/026012	A2	3/2006
WO	1 674 976	A3	6/2006
WO	WO-2007/037808	A1	4/2007
WO	WO-2007/037809	A1	4/2007
WO	WO-2007/089766	A1	8/2007
WO	WO-2008/094791	A2	7/2008
WO	WO-2008/094791	A3	7/2008
WO	WO-2010/135478	A2	11/2010
WO	WO-2014/043275	A1	3/2014

OTHER PUBLICATIONS

Anonymous. "Ai Squared Products," http://www.aisquared.com/Products/index.cfm, downloaded Oct. 25, 2005, Cited in Parent U.S. Appl. No. 10/903,964.

Anonymous. "Lunar Screen Magnifier and Lunar Plus Enhanced Screen Magnifier," www.dolphincomputeraccess.com/products/lunar.htm, downloaded Oct. 25, 2005, Cited in Parent U.S. Appl. No. 10/903,964.

Anonymous. "Touchscreen Technology Choices," http://www.elotouch.com/products/detech2.asp, downloaded Aug. 5, 2005, Cited in Parent 10/903,964.

Anonymous. "Visual Disabilities," http://depts.stcc.edu/ods/ACCESS/bpvisual.htm, downloaded Oct. 25, 2005, Cited in Parent U.S. Appl. No. 10/903,964.

Buxton, W. et al. (Jul. 22, 1985). "Issues and Techniques in Touch-Sensitive Tablet Input," *Proceedings ACM Siggraph*, pp. 215-224, EP 06016830.9.

Chang, C-C. et al. (Aug. 1, 1993). "A Hashing-Oriented Nearest Neighbor Searching Scheme," *Pattern Recognition Letters*, 14(8):625-630, EP 06016833.3.

(56) **References Cited**

OTHER PUBLICATIONS

Crowley, J.L. (Mar. 1, 1997). "Vision for Man-Machine Interaction," *Robotics and Autonomous Systems*, 19(3-4):347-358, EP 06016832.5.
Davis, J. et al. (May 2, 1994). "Recognizing Hand Gestures," *European Conference on Computer Vision*, Stockholm, SE, 1:331-340, EP 06016833.3.
Davis, J. et al. (Oct. 31, 1994). "Determining 3-D Hand Motion," *Signals, Systems and Computers*, 1994 Conference Record of the 28th Asilomar Conference on Pacific Grove, CA, Oct. 31-Nov. 2, 1994, Los Alamitos, CA, pp. 1262-1266, EP 06016833.3.
European Examination Report for European Patent Application No. 06016830.9, mailed Aug. 6, 2008.
European Examination Report for European Patent Application No. 06016856.4 mailed Sep. 16, 2008.
European Examination Report for European Patent Application No. 99904228.6, mailed Apr. 20, 2006.
European Examination Report for European Patent Application No. 99904228.6, mailed Mar. 23, 2007.
European Search Report for European Patent Application No. 06016830.9 mailed Dec. 3, 2007.
European Search Report mailed Dec. 12, 2008, for EP Application No. 06016855.6 filed Jan. 25, 1999, six pages.
European Search Report mailed Dec. 23, 2008, for EP Application No. 06016831.7 filed Jan. 25, 1999, seven pages.
European Search Report mailed Jan. 9, 2009, for EP Application No. 06016832.5 filed Jan. 25, 1999, four pages.
European Supplementary Search Report for European Patent Application No. 99904228.6, mailed Feb. 16, 2005.
Extended European Search Report for European Patent Application No. 06016858.0, mailed Dec. 21, 2007.
Extended European Search Report for European Patent Application No. 06016856.4, mailed Mar. 14, 2008.
Final Office Action mailed Dec. 20, 2007, for U.S. Appl. No. 10/927,925, filed Aug. 26, 2004, 25 pages.
Final Office Action mailed Nov. 10, 2008, for U.S. Appl. No. 10/927,925, filed Aug. 26, 2004, 22 pages.
Final Office Action mailed Dec. 24, 2008, for U.S. Appl. No. 11/240,788, filed Sep. 30, 2005, 12 pages.
Final Office Action mailed Mar. 5, 2009, for U.S. Appl. No. 11/228,758, filed Sep. 16, 2005, 15 pages.
Final Office Action mailed Mar. 17, 2009, for U.S. Appl. No. 11/241,839, filed Sep. 30, 2005, 16 pages.
Heap, T. et al. (Oct. 14, 1996). "Towards 3D Hand Tracking Using a Deformable Model," *Proceedings of the 2nd International Conference*, Killington, VT, USA Oct. 14-16, 1996, *Automatic Face and Gesture Recognition, IEEE Comput. Soc.*, pp. 140-145, EP 06016832.5.
International Search Report for PCT/US99/01454, mailed May 14, 1999.
Kahney, L. (Mar. 8, 2004). "Pocket PCs Masquerade as IPods," available at: http://www.wired.com/gadgets/mac/news/2004/03/62543, last visited Apr. 28, 2008, two pages. 11/240,788 892, U.S. Appl. No. 1/240,899, 892.
Lee, S.K. et al. (Apr. 1985). "A Multi-Touch Three Dimensional Touch-Sensitive Tablet," *Proceedings of CHI: ACM Conference on Human Factors in Computing Systems*, pp. 21-25, Cited in parent U.S. Appl. No. 10/903,964.
Nirei, K. et al. (Aug. 5, 1996). "Human Hand Tracking from Binocular Image Sequences," *Proceedings of the 1996 IEEE IECON 22nd International Conference*, Taipei, Taiwan, Aug. 5-10, 1996, *Industrial Electronics, Control, and Instrumentation* 1(5):297-302, EP 06016832.5.
Non-Final Office Action mailed Jul. 24, 2007, for U.S. Appl. No. 10/927,925, filed Aug. 26, 2004, 20 pages.
Non-Final Office Action mailed Sep. 21, 2007, for U.S. Appl. No. 11/428,515, filed Jul. 3, 2006, seven pages.
Non-Final Office Action mailed Sep. 24, 2007, for U.S. Appl. No. 11/428,506, filed Jul. 3, 2006, six pages.
Non-Final Office Action mailed Sep. 24, 2007, for U.S. Appl. No. 11/428,521, filed Jul. 3, 2006, six pages.
Non-Final Office Action mailed Nov. 1, 2007, for U.S. Appl. No. 11/240,788, filed Sep. 30, 2005, 20 pages.
Non-Final Office Action mailed Jan. 28, 2008, for U.S. Appl. No. 11/428,522, filed Jul. 3, 2006, seven pages.
Non-Final Office Action mailed Feb. 4, 2008, for U.S. Appl. No. 11/428,515, filed Jul. 3, 2006, six pages.
Non-Final Office Action mailed Apr. 30, 2008, for U.S. Appl. No. 11/240,788, filed Sep. 30, 2005, 12 pages.
Non-Final Office Action mailed May 5, 2008, for U.S. Appl. No. 10/927,925, filed Aug. 26, 2004, 22 pages.
Non-Final Office Action mailed Jul. 9, 2008, for U.S. Appl. No. 11/428,521, filed Jul. 3, 2006, 11 pages.
Non-Final Office Action mailed Sep. 2, 2008, for U.S. Appl. No. 11/428,522, filed Jul. 3, 2006, six pages.
Non-Final Office Action mailed Sep. 15, 2008, for U.S. Appl. No. 11/428,506, filed Jul. 3, 2006, eight pages.
Non-Final Office Action mailed Sep. 17, 2008, for U.S. Appl. No. 11/214,839, filed Sep. 30, 2005, 18 pages.
Non-Final Office Action mailed Oct. 31, 2008, for U.S. Appl. No. 11/428,515, filed Jul. 3, 2006, seven pages.
Non-Final Office Action mailed Feb. 17, 2009, for U.S. Appl. No. 11/428,522, filed Jul. 3, 2006, six pages.
Non-Final Office Action mailed Apr. 2, 2009, for U.S. Appl. No. 11/038,590, filed Jan. 18, 2005, 41 pages.
Notice of Allowability mailed Feb. 11, 2009, for U.S. Appl. No. 11/428,521, filed Jul. 3, 2006, five pages.
Pavlovic, V.I. et al. (Jul. 1997). "Visual Interpretation of Hand Gestures for Human-Computer Interaction: A Review," *IEEE Transactions on Pattern Analysis and Machine Intelligence* 19(7):677-695, EP 06016833.3
Smith, R. et al. (1996). "Relating Distortion to Performance in Distortion-Oriented Displays," *Proceedings of the 6th Australian Conference on Computer-Human Interaction* (OZCGU '96), pp. 6-11, Cited in Parent U.S. Appl. No. 10/903,964.
The Gadgeteer. (Jun. 6, 2003). "Apple iPod (30GB)," available at http://the-gadgeteer.com/review/apple_ipod_30gb_review, last visited Apr. 28, 208, 19 pages, U.S. Appl. No. 11/240,788 892.
U.S. Appl. No. 11/332,861, filed Jan. 13, 2006 which is a Reissue of 6,677,932 (copy not attached).
Westerman, W. (Jan. 1, 1999). "Hand Tracking, Finger Identification, and Chordic Manipulation on a Multi-Touch Surface," Dissertation, University of Delaware, pp. 1-33, EP 06016832.5.
Final Office Action mailed Nov. 19, 2009, for U.S. Appl. No. 11/428,515, filed Jul. 3, 2006, 14 pages.
Final Office Action mailed Dec. 31, 2009, for U.S. Appl. No. 11/038,590, filed Jan. 18, 2005, 36 pages.
Non-Final Office Action mailed Oct. 29, 2009, for U.S. Appl. No. 11/559,822, filed Nov. 14, 2006, 11 pages.
Non-Final Office Action mailed Oct. 30, 2009, for U.S. Appl. No. 11/428,503, filed Jul. 3, 2006, nine pages.
Non-Final Office Action mailed Dec. 18, 2009, for U.S. Appl. No. 11/048,264, filed Jan. 31, 2005, 11 pages.
Non-Final Office Action mailed Dec. 22, 2009, for U.S. Appl. No. 11/559,833, filed Nov. 14, 2006, six pages.
Non-Final Office Action mailed Dec. 24, 2009, for U.S. Appl. No. 11/677,958, filed Feb. 22, 2007, six pages.
Sun Microsystems. (1992). "The Star7 PDA Prototype," located at <http://www.youtube.com/watch?v=Ahg8OBYixL0, last visited Jan. 15, 2010, seven pages, Cited in parent U.S. Appl. No. 10/903,964.
U.S. Appl. No. 60/763,605, filed Jan. 30, 2006, entitled "Gesturing With a Multipoint Sensing Device".
U.S. Appl. No. 10/903,964, filed Jul. 30, 2004, entitled "Gestures for Touch Sensitive Input Devices".
U.S. Appl. No. 11/015,434, filed Dec. 17, 2004, entitled "Method and Apparatus for Integrating Manual Input".
U.S. Appl. No. 60/072,509, filed Jan. 26, 1998, entitled "Method and Apparatus for Capacitive Imaging for Multiple Finger Contacts".
U.S. Appl. No. 10/654,108, filed Sep. 2, 2003, entitled "Ambidextrous Mouse".

(56) **References Cited**

OTHER PUBLICATIONS

U.S. Appl. No. 10/789,676, filed Feb. 27, 2004, entitled "Shape Detecting Input Device".
U.S. Appl. No. 10/840,862, filed May 6, 2004, entitled "Multipoint Touchscreen".
U.S. Appl. No. 11/115,539, filed Apr. 26, 2005, entitled "Handheld Electronic Device With Multiple Touch Sensing Device".
U.S. Appl. No. 11/241,839, filed Jul. 30, 2004, entitled "Proximity Detector in Handheld Device".
U.S. Appl. No. 60/658,777, filed Mar. 4, 2005, entitled "Multi-Functional Hand-Held Device".
U.S. Appl. No. 11/038,590, filed Jan. 18, 2005, entitled "Mode-Based Graphical User Interfaces for Touch Sensitive Input Devices".
U.S. Appl. No. 11/048,264, filed Jan. 31, 2005, entitled "Gestrures for Touch Sensitive Input Devices".
U.S. Appl. No. 11/228,737, filed Sep. 16, 2005, entitled "Activating Virtual Keys of a Touch-Screen Virtual Keyboard".
U.S. Appl. No. 11/228,758, filed Sep. 16, 2005, entitled "Virtual Input Device Placement on a Touch Screen User Interface".
U.S. Appl. No. 11/228,700, filed Sep. 16, 2005, entitled "Operation of a Computer With Touch Screen Interface".
U.S. Appl. No. 10/927,925, filed Aug. 26, 2004, entitled "Visual Expander".
U.S. Appl. No. 10/927,575, filed Aug. 25, 2004, entitled "Wide Touchpad on a Portable Computer".
U.S. Appl. No. 11/619,553, filed Jan. 3, 2007, entitled "Multi-Touch Gesture Dictionary".
U.S. Appl. No. 11/619,571, filed Jan. 3, 2007, entitled "Multi-Touch Gesture Dictionary".
Malik, S. et al. (2004). "Visual Touchpad: A Two-Handed Gestural Input Device," *Proceedings of the 6th International Conference on Multimodal Interfaces*, State College, PA, Oct. 13-15, 2004, *ICMI '04, ACM* pp. 289-296, U.S. Appl. No. 11/228,758 892.
Non-Final Office Action mailed Jan. 27, 2010, for U.S. Appl. No. 11/428,522, filed Jul. 3, 2006, five pages.
Non-Final Office Action mailed Feb. 3, 2010, for U.S. Appl. No. 11/228,758, filed Sep. 16, 2005, 20 pages.
NOn-Final Office Action mailed Mar. 2, 2010, for U.S. Appl. No. 11/240,788, filed Sep. 30, 2005, 13 pages.
Final Office Action mailed Jul. 7, 2009, for U.S. Appl. No. 11/048,264, filed Jan. 31, 2005, 14 pages.
Non-Final Office Action mailed Jun. 10, 2009, for U.S. Appl. No. 10/903,964, filed Jul. 30, 2004, 15 pages.
Non-Final Office Action mailed Jun. 10, 2009, for U.S. Appl. No. 11/240,788, filed Sep. 30, 2005, 13 pages.
Notice of Allowability mailed Jul. 10, 2009, for U.S. Appl. No. 11/428,521, filed Jul. 3, 2006, five pages.
Final Office Action mailed Apr. 14, 2010, for U.S. Appl. No. 11/559,736, filed Nov. 14, 2006, 11 pages.
Final Office Action mailed May 12, 2010, for U.S. Appl. No. 11/428,503, filed Jul. 3, 2006, 12 pages.
Final Office Action mailed Jun. 4, 2010, for U.S. Appl. No. 10/903,964, filed Jul. 30, 2004, 22 pages.
Final Office Action mailed Jun. 11, 2010, for U.S. Appl. No. 11/559,833, filed Nov. 14, 2006, eight pages.
Final Office Action mailed Jul. 6, 2010, for U.S. Appl. No. 11/048,264, filed Jan. 31, 2005, 12 pages.
Final Office Action mailed Jul. 19, 2010, for U.S. Appl. No. 11/428,522, filed Jul. 3, 2006, six pages.
Final Office Action mailed Aug. 17, 2010, for U.S. Appl. No. 11/240,788, filed Sep. 30, 2005, nine pages.
Korean Office Action mailed May 17, 2008, for KR Application No. 10-2007-7005010, with English Translation, 15 pages.
Non-Final Office Action mailed May 11, 2010, for U.S. Appl. No. 11/830,788, filed Jul. 30, 2007, eight pages.
Non-Final Office Action mailed Jun. 8, 2010, for U.S. Appl. No. 11/696,693, filed Apr. 4, 2007, 27 pages.
Non-Final Office Action mailed Jun. 8, 2010, for U.S. Appl. No. 11/830,808, filed Jul. 30, 2007, 13 pages.
Non-Final Office Action mailed Jun. 9, 2010, for U.S. Appl. No. 11/830,793, filed Jul. 30, 2007, eight pages.
Non-Final Office Action mailed Jun. 10, 2010, for U.S. Appl. No. 11/830,801, filed Jul. 30, 2007, 10 pages.
Non-Final Office Action mailed Jun. 22, 2010, for U.S. Appl. No. 11/830,815, filed Jul. 30, 2007, 12 pages.
Notice of Allowability (Supplemental) mailed May 12, 2010, for U.S. Appl. No. 11/559,822, filed Nov. 14, 2006, two pages.
Notice of Allowance mailed Mar. 23, 2010, for U.S. Appl. No. 11/428,501, filed Jul. 3, 2006, eight pages.
Notice of Allowance mailed Apr. 26, 2010, for U.S. Appl. No. 11/559,822, filed Nov. 14, 2006, nine pages.
Notice of Allowance mailed Jun. 21, 2010, for U.S. Appl. No. 11/677,958, filed Feb. 22, 2007, eight pages.
Rubine, D.H. (Dec. 1991). "The Automatic Recognition of Gestures," CMU-CS-91-202, Submitted in Partial Fulfillment of the Requirements of the Degree of Doctor of Philosophy in Computer Science at Carnegie Mellon University, 285 pages, cited in parent U.S. Appl. No. 10/903,964.
Rubine, D. (May 1992). "Combining Gestures and Direct Manipulation," CHI '92, pp. 659-660, cited in parent U.S. Appl. No. 10/903,964.
Final Office Action mailed Mar. 19, 2009, for U.S. Appl. No. 11/428,506, filed Jul. 3, 2006, seven pages.
Non-Final Office Action mailed Mar. 18, 2009, for U.S. Appl. No. 11/428,515, filed Jul. 3, 2006, 12 pages.
Non-Final Office Action mailed Apr. 2, 2009, for U.S. Appl. No. 11/428,501, filed Jul. 3, 2006, 11 pages.
Non-Final Office Action mailed Apr. 2, 2009, for U.S. Appl. No. 11/428,503, filed Jul. 3, 2006, 12 pages.
Non-Final Office Action mailed Aug. 18, 2009, for U.S. Appl. No. 11/228,758, filed Sep. 16, 2005, 15 pages.
Non-Final Office Action mailed Aug. 25, 2009, for U.S. Appl. No. 11/428,522, filed Jul. 3, 2006, six pages.
Non-Final Office Action mailed Sep. 2, 2009, for U.S. Appl. No. 11/559,736, filed Nov. 14, 2006, 12 pages.
Notice of Allowability mailed Sep. 2, 2009, for U.S. Appl. No. 11/428,506, filed Jul. 3, 2006, five pages.
Notice of Allowability mailed Sep. 3, 2009, for U.S. Appl. No. 11/241,839, filed Sep. 30, 2005, 10 pages.
Westerman, Wayne, et al., "Multi-Touch: A New Tactile 2-D Gesture Interface for Human-Computer Interaction," Proceedings of the Human Factors and Ergonomics Society 45th Annual Meeting, 2001, PCT/US2007/002512.
Non-Final Office Action mailed Oct. 5, 2009, for U.S. Appl. No. 11/559,799, filed Nov. 14, 2006, 14 pages.
Non-Final Office Action mailed Oct. 6, 2009, for U.S. Appl. No. 11/559,763, filed Nov. 14, 2006, 24 pages.
Non-Final Office Action mailed Oct. 14, 2009, for U.S. Appl. No. 11/428,501, filed Jul. 3, 2006, six pages.
Bales, J. W. et al. (Apr. 1981). "Marking Parts to Aid Robot Vision," NASA Technical Paper 1819, 37 pages.
Final Office Action mailed Nov. 12, 2009, for U.S. Appl. No. 11/349,350, filed Feb. 8, 2006, nine pages.
Final Office Action mailed Jul. 20, 2010, for U.S. Appl. No. 11/228,758, filed Sep. 16, 2005, 19 pages.
Final Office Action mailed Sep. 2, 2010, for U.S. Appl. No. 11/272,868, filed Nov. 15, 2005, nine pages.
Final Office Action mailed Oct. 19, 2010, for U.S. Appl. No. 11/559,799, filed Nov. 14, 2006, eight pages.
Final Office Action mailed Oct. 29, 2010, for U.S. Appl. No. 11/559,763, filed Nov. 14, 2006, 15 pages.
Final Office Action mailed Nov. 23, 2010, for U.S. Appl. No. 11/696,693, filed Apr. 4, 2007, 24 pages.
Final Office Action mailed Nov. 23, 2010, for U.S. Appl. No. 11/830,801, filed Jul. 30, 2007, 13 pages.
Final Office Action mailed Nov. 26, 2010, for U.S. Appl. No. 11/830,793, filed Jul. 30, 2007, nine pages.
Final Office Action mailed Dec. 2, 2010, for U.S. Appl. No. 11/830,815, filed Jul. 30, 2007, nine pages.
Final Office Action mailed Dec. 3, 2010, for U.S. Appl. No. 11/830,788, filed Jul. 30, 2007, 15 pages.

(56) **References Cited**

OTHER PUBLICATIONS

Final Office Action mailed Jan. 19, 2011, for U.S. Appl. No. 11/980,721, filed Oct. 31, 2007, nine pages.
International Search Report mailed Aug. 28, 2007, for PCT Application No. PCT/US2004/009701, filed Mar. 31, 2004, one page.
Non-Final Office Action mailed Jan. 6, 2009, for U.S. Appl. No. 11/349,350, filed Feb. 8, 2006, 10 pages.
Non-Final Office Action mailed Mar. 5, 2009, for U.S. Appl. No. 11/272,868, filed Nov. 15, 2005, 15 pages.
Non-Final Office Action mailed Dec. 7, 2009, for U.S. Appl. No. 11/272,868, filed Nov. 15, 2005, seven pages.
Non-Final Office Action mailed Jul. 29, 2010, for U.S. Appl. No. 11/980,721, filed Oct. 31, 2007, nine pages.
Non-Final Office Action mailed Aug. 2, 2010, for U.S. Appl. No. 11/980,722, filed Oct. 31, 2007, five pages.
Non-Final Office Action mailed Sep. 17, 2010, for U.S. Appl. No. 11/832,134, filed Aug. 1, 2007, 26 pages.
Non-Final Office Action mailed Oct. 29, 2010, for U.S. Appl. No. 11/048,264, filed Jan. 31, 2005, 12 pages.
Non-Final Office Action mailed Nov. 23, 2010, for U.S. Appl. No. 11/830,808, filed Jul. 30, 2007, 11 pages.
Non-Final Office Action mailed Jan. 20, 2011, for U.S. Appl. No. 11/830,757, filed Jul. 30, 2007, 21 pages.
Non-Final Office Action mailed Feb. 9, 2011, for U.S. Appl. No. 11/240,788, filed Sep. 30, 2005, nine pages.
Non-Final Office Action mailed Feb. 17, 2011, for U.S. Appl. No. 11/852,690, filed Sep. 10, 2007, 10 pages.
Non-Final Office Action mailed Feb. 17, 2011, for U.S. Appl. No. 11/830,766, filed Jul. 30, 2007, 20 pages.
U.S. Appl. No. 11/272,868, filed Nov. 15, 2005, by Pryor.
U.S. Appl. No. 11/349,350, filed Feb. 8, 2006, by Pryor.
U.S. Appl. No. 11/878,024, filed Jul. 20, 2007, by Pryor.
U.S. Appl. No. 90/010,571, filed Jun. 10, 2009, by Pryor.
Final Office Action mailed Mar. 9, 2011, for U.S. Appl. No. 11/980,722, filed Oct. 31, 2007, 11 pages.
Final Office Action mailed Mar. 21, 2011, for U.S. Appl. No. 11/832,134, filed Aug. 1, 2007, 33 pages.
Non-Final Office Action mailed Mar. 18, 2011, for U.S. Appl. No. 11/830,774, filed Jul. 30, 2007, 18 pages.
Non-Final Office Action mailed Mar. 21, 2011, for U.S. Appl. No. 11/830,801, filed Jul. 30, 2007, 11 pages.
Non-Final Office Action mailed Mar. 31, 2011, for U.S. Appl. No. 12/479,573, filed Jun. 5, 2009, 17 pages.
Non-Final Office Action mailed Mar. 31, 2011, for U.S. Appl. No. 12/479,617, filed Jun. 5, 2009, 20 pages.
Non-Final Office Action mailed Mar. 31, 2011, for U.S. Appl. No. 12/479,678, filed Jun. 5, 2009, 18 pages.
Non-Final Office Action mailed Apr. 4, 2011, for U.S. Appl. No. 11/272,868, filed Nov. 15, 2005, nine pages.
Anonymous. (2011). "Jog Dial" located at http://www.ask.com/wiki/Jog_dial, last visited Feb. 27, 2011, two pages.
Final Office Action mailed Apr. 21, 2011, for U.S. Appl. No. 11/830,808, filed Jul. 30, 2007, 10 pages.
Final Office Action mailed May 11, 2011, for U.S. Appl. No. 11/048,264, filed Jan. 31, 2005, 12 pages.
Non-Final Office Action mailed Apr. 21, 2011, for U.S. Appl. No. 11/559,763, filed Nov. 14, 2006, seven pages.
Non-Final Office Action mailed Apr. 28, 2011, for U.S. Appl. No. 11/830,781, filed Jul. 30, 2007, 16 pages.
Non-Final Office Action mailed Apr. 29, 2011, for U.S. Appl. No. 11/980,721, filed Oct. 31, 2007, 10 pages.
Non-Final Office Action mailed May 4, 2011, for U.S. Appl. No. 11/038,590, filed Jan. 18, 2005, 40 pages.
Non-Final Office Action mailed May 4, 2011, for U.S. Appl. No. 12/118,639, filed May 9, 2008, seven pages.
Final Office Action mailed Aug. 10, 2011, for U.S. Appl. No. 11/240,788, filed Sep. 30, 2005, seven pages.
Non-Final Office Action mailed Jun. 7, 2011, for U.S. Appl. No. 11/878,024, Jul. 20, 2007, 10 pages.
Non-Final Office Action mailed Jun. 28, 2011, for U.S. Appl. No. 12/422,197, filed Apr. 10, 2009, 18 pages.
Non-Final Office Action mailed Jun. 28, 2011, for U.S. Appl. No. 12/422,205, filed Apr. 10, 2009, 13 pages.
Non-Final Office Action mailed Jun. 28, 2011, for U.S. Appl. No. 12/422,212, filed Apr. 10, 2009, 16 pages.
Non-Final Office Action mailed Jun. 29, 2011, for U.S. Appl. No. 12/342,027, filed Dec. 22, 2008, 32 pages.
Non-Final Office Action mailed Jul. 19, 2011, for U.S. Appl. No. 11/980,722, filed Oct. 31, 2007, 12 pages.
Non-Final Office Action mailed Jul. 20, 2011, for U.S. Appl. No. 11/830,788, filed Jul. 30, 2007, 12 pages.
Non-Final Office Action mailed Aug. 4, 2011, for U.S. Appl. No. 11/830,793, filed Jul. 30, 2007, 13 pages.
Non-Final Office Action mailed Aug. 5, 2011, for U.S. Appl. No. 12/422,222, filed Apr. 10, 2009, 15 pages.
Non-Final Office Action mailed Aug. 5, 2011, for U.S. Appl. No. 12/422,225, filed Apr. 10, 2009, 17 pages.
Final Office Action mailed Sep. 27, 2011, for U.S. Appl. No. 11/830,774, filed Jul. 30, 2007, 15 pages.
Final Office Action mailed Sep. 28, 2011, for U.S. Appl. No. 12/479,678, filed Jun. 5, 2009, 13 pages.
Final Office Action mailed Oct. 14, 2011, for U.S. Appl. No. 11/830,801, filed Jul. 30, 2007 , 16 pages.
Final Office Action mailed Oct. 19, 2011, for U.S. Appl. No. 12/479,573, filed Jun. 5, 2009, 13 pages.
Final Office Action mailed Nov. 10, 2011, for U.S. Appl. No. 11/272,868, filed Nov. 15, 2005, nine pages.
Final Office Action mailed Nov. 17, 2011, for U.S. Appl. No. 11/830,781, filed Jul. 30, 2007, 16 pages.
Final Office Action mailed Nov. 17, 2011, for U.S. Appl. No. 12/479,617, filed Jun. 5, 2009, 18 pages.
Final Office Action mailed Nov. 18, 2011, for U.S. Appl. No. 11/878,024, filed Jul. 20, 2007, 18 pages.
Final Office Action mailed Nov. 28, 2011, for U.S. Appl. No. 11/038,590, filed Jan. 18, 2005, 43 pages.
Final Office Action mailed Dec. 16, 2011, 2011, for U.S. Appl. No. 12/422,212, filed Apr. 10, 2009, 20 pages.
Non-Final Office Action mailed Sep. 1, 2011, for U.S. Appl. No. 11/830,766, filed Jul. 30, 2007, 29 pages.
Non-Final Office Action mailed Sep. 16, 2011, for U.S. Appl. No. 11/830,757, filed Jul. 30, 2007, 26 pages.
Non-Final Office Action mailed Sep. 23, 2011, for U.S. Appl. No. 12/500,973, filed Jul. 10, 2009, 5 pages.
Non-Final Office Action mailed Sep. 29, 2011, for U.S. Appl. No. 10/903,964, filed Jul. 30, 2004, 17 pages.
Non-Final Office Action mailed Sep. 29, 2011, for U.S. Appl. No. 11/048,264, filed Jan. 31, 2005, 11 pages.
Non-Final Office Action mailed Sep. 30, 2011, for U.S. Appl. No. 12/468,401, filed May 19, 2009, 19 pages.
Non-Final Office Action mailed Oct. 14, 2011, for U.S. Appl. No. 12/434,439, filed May 1, 2009, nine pages.
Non-Final Office Action mailed Oct. 27, 2011, for U.S. Appl. No. 12/139,411, filed Jun. 13, 2008, six pages.
Non-Final Office Action mailed Nov. 8, 2011, for U.S. Appl. No. 12/118,639, filed May 9, 2008, five pages.
Non-Final Office Action mailed Nov. 10, 2011, for U.S. Appl. No. 11/830,815, filed Jul. 30, 2007, 15 pages.
Non-Final Office Action mailed Nov. 23, 2011, for U.S. Appl. No. 11/428,515, filed Jul. 3, 2006, eight pages.
Non-Final Office Action mailed Dec. 8, 2011, for U.S. Appl. No. 11/228,758, filed Sep. 16, 2005, 16 pages.
Non-Final Office Action mailed Dec. 8, 2011, for U.S. Appl. No. 12/500,925, filed Jul. 10, 2009, nine pages.
Non-Final Office Action mailed Dec. 9, 2011, for U.S. Appl. No. 12/500,984, filed Jul. 10, 2009, nine pages.
Non-Final Office Action mailed Dec. 12, 2011, for U.S. Appl. No. 12/500,951, filed Jul. 10, 2009, eight pages.
Non-Final Office Action mailed Dec. 16, 2011, for U.S. Appl. No. 12/500,978, filed Jul. 10, 2009, nine pages.
Notice of Allowance mailed Aug. 16, 2011, for U.S. Appl. No. 11/559,763, filed Nov. 14, 2006, nine pages.

(56) **References Cited**

OTHER PUBLICATIONS

Notice of Allowance mailed Oct. 26, 2011, for U.S. Appl. No. 11/559,763, filed Nov. 14, 2006, nine pages.
Non-Final Office Action mailed Jan. 19, 2012, for U.S. Appl. No. 11/830,808, filed Jul. 30, 2007, eight pages.
Final Office Action mailed Feb. 3, 2012, for U.S. Appl. No. 12/422,205, filed Apr. 10, 2009, 16 pages.
Non-Final Office Action mailed Jan. 30, 2012, for U.S. Appl. No. 11/428,503, filed Jul. 3, 2006, 15 pages.
Annex to Form PCT/ISA/206 Communication Relating to the Results of the Prtial International Search Received in Corresponding PCT Application No. PCT/US2005/025641 dated Feb. 19, 2007.
Anonymous. "Touch Technologies Overview" 2001, 3M Touch Systems, Massachusetts.
Anonymous. "4-Wire Resistive Touchscreens" obtained from http://www.touchscreens.com/intro-touchtypes-4resistive.html generated Aug. 5, 2005.
Anonymous. "5-Wire Resistive Touchscreens" obtained from http://www.touchscreens.com/intro-touchtypes-resistive.html generated Aug. 5, 2005.
Anonymous. "A Brief Overview of Gesture Recognition" obtained from http://www. Dai. Ed. Ac.uk/Cvonline/LOCA_COPIES/COHEN/gesture_overview. Html, generated Apr. 20, 2004.
Anonymous. "Capacitive Position Sensing" obtained from http://www.synaptics.com/technology/cps.cfin generated Aug. 5, 2005.
Anonymous. "Capacitive Touchscreens" obtained from http://www.touchscreens.com/intro-touchtypes-capacitive.html generated Aug. 5, 2005.
Anonymous. "Comparing Touch Technologies" obtained from http://www.touchscreens.com/intro-touchtypes.html generated Oct. 10, 2004.
Anonymous. "FingerWorks—Gesture Guide—Application Switching," obtained from http://www.fingerworks.com/gesture_guide_apps.html, generated on Aug. 27, 2004, 1-pg.
Anonymous. "FingerWorks—Gesture Guide—Editing," obtained from http://www.fingerworks.com/gesure_guide_editing.html, generated on Aug. 27, 2004, 1-pg.
Anonymous. "FingerWorks—Gesture Guide—File Operations," obtained from http://www.fingerworks.com/gesture_guide_files.html, generated on Aug. 27, 2004, 1-pg.
Anonymous. "FingerWorks—Gesture Guide—Text Manipulation," obtained from http://www.fingerworks.com/gesture_guide_text_manip.html, generated on Aug. 27, 2004, 2-pg.
Anonymous. "FingerWorks—Gesture Guide—Tips and Tricks," obtained from http://www.fingerworks.com/gesture_guide_tips.html, generated Aug. 27, 2004, 2-pgs.
Anonymous. "FingerWorks—Gesture Guide—Web," obtained from http://www.fingerworks.com/gesture_guide_web.html, generated on Aug. 27, 2004, 1-pg.
Anonymous. "FingerWorks—Guide to Hand Gestures for USB Touchpads," obtained from http://www.fingerworks.com/igesture_userguide.html, generated Aug. 27, 2004, 1-pg.
Anonymous. "FingerWorks—iGesture—Technical Details," obtained from http://www.fingerworks.com/igesture_tech.html, generated Aug. 27, 2004, 1-pg.
Anonymous. "FingerWorks—The Only Touchpads with Ergonomic Full-Hand Resting and Relaxation?" obtained from http://www.fingerworks.com/resting.html, Copyright 2001, 1-pg.
Anonymous. "FingerWorks— Tips for Typing on the Mini," obtained from http://www.fingerworks.com/mini_typing.html, generated on Aug. 27, 2004, 2-pgs.
Anonymous. "G1idePoint®" obtained from http://www.cirque.com/technology/technology_gp.html generated Aug. 5, 2005.
Anonymous. "Gesture Recognition" http://www.fingerworks.com/gesture_recognition.html>, Jul. 2, 2006.
Anonymous. "How do touchscreen monitors know where you're touching?" obtained from http://www.electronics.howstuffworks.com/question716.html generated Aug. 5, 2005.
Anonymous. "How does a touchscreen work?" obtained from http://www.touchscreens.com/intro-anatomy.html generated Aug. 5, 2005.
Anonymous. "iGesture Pad—The MultiFinger USB TouchPad with Whole-Hand Gestures," obtained from http://www.fingerworks.com/igesture.html, generated Aug. 27, 2004, 2-pgs.
Anonymous. "iGesture Products for Everyone (learn in minutes) Product Overview" FingerWorks.com downloaded Aug. 30, 2005.
Anonymous. "Infrared Touchscreens" obtained from http://www.touchscreens.com/intro-touchtypes-infrared.html generated Aug. 5, 2005.
Anonymous. "Mouse Emulation" FingerWorks obtained from http://www.fingerworks.com/gesture_guide_mouse.html generated Aug. 30, 2005.
Anonymous. "Mouse Gestures in Opera" obtained from http://www.opera.com/products/desktop/mouse/index.dml generated Aug. 30, 2005.
Anonymous. "Mouse Gestures," Optim oz, May 21, 2004.
Anonymous. "MultiTouch Overview" FingerWorks obtained from http://www.fingerworks.com/multoverview.html generated Aug. 30, 2005.
Anonymous. "Near Field Imaging Touchscreens" obtained from http://www.touchscreens.com/intro-touchtypes-nfi.html generated Aug. 5, 2005.
Anonymous. "PenTouch Capacitive Touchscreens" obtained from http://www.touchscreens.com/intro-touchtypes-pentouch.html generated Aug. 5, 2005.
Anonymous. "Surface Acoustic Wave Touchscreens" obtained from http://www.touchscreens.com/intro-touchtypes-saw.html generated Aug. 5, 2005.
Anonymous. "Symbol Commander" obtained from http://www.sensiva.com/symbolcommander/, generated Aug. 30, 2005.
Anonymous. "Tips for Typing" FingerWorks http://www.fingerworks.com/mini_typing.html generated Aug. 30, 2005.
Anonymous. "Wacom Components—Technology" obtained from http://www.wacom-components.com/english/tech.asp generated on Oct. 10, 2004.
Anonymous. "Watershed Algorithm" http://rsb.info.nih.gov/ij/plugins/watershed.html generated Aug. 5, 2005.
Anonymous. (2005). "Gesture Recognition," located at <http://www.fingerworks.com/gesture_recognition.html>, last visited Aug. 30, 2005.
Anonymous. (2005). "iGesture Products for Everyone (Learn in Minutes)," *FingerWorks*, downloaded Aug. 30, 2005.
Anonymous. (2005). "Touch Technologies: Touch is Everywhere," located at http://www.3m.com/3MTouchSystems/downloads/PDFs/TouchTechOV.pdf., last visited Aug. 30, 2005.
Bier et al., "Toolglass and Magic Lenses: The see-through interface" in James Kijiya, editor, Computer Graphics (SIGGRph '93 Proceedings), vol. 27, pp. 73-80, Aug. 1993.
Chen et al. "Flowfield and Beyond: Applying Pressure-Sensitive Multi-Point Touchpad Interaction," *Multimedia and Expo*, 2003, ICME '03, Proceedings, Jul. 9, 2003, pp. 1-49, 152.
Douglas et al., *The Ergonomics of Computer Pointing Devices* (1997).
European Search Report received in EP 1 621 989 (@ *Beyer Weaver &Thomas, LLP*) dated Mar. 27, 2006.
European Search Report mailed Dec. 13, 2007, for EP Application No. 05772892.5, filed Jul. 19, 2005, three pages.
European Search Report mailed Dec. 15, 2008, for EP Application No. 08016449.4, filed Jul. 19, 2005, six pages.
European Search Report mailed Dec. 15, 2008, for EP Application No. 08016450.2, filed Jul. 19, 2005, six pages.
EVB Elektronik "TSOP6238 IR Receiver Modules for Infrared Remote Control Systems" dated Jan. 2004 1-pg.
Final Office Action mailed May 21, 2008, for U.S. Appl. No. 11/048,264, filed Jan. 31, 2005, 11 pages.
Final Office Action mailed Oct. 16, 2008, for U.S. Appl. No. 11/038,590, filed Jan. 18, 2005, 35 pages.
Final Office Action mailed Dec. 23, 2008, for U.S. Appl. No. 10/903,964, filed Jul. 30, 2004, 12 pages.
Fisher et al., "Repetitive Motion Disorders: The Design of Optimal Rate- Rest Profiles," Human Factors, 35(2):283-304 (Jun. 1993).
Fukumoto and Yoshinobu Tonomura, "Body Coupled Fingering: Wireless Wearable Keyboard," *CHI97*, pp. 147-154 (Mar. 1997).

(56) **References Cited**

OTHER PUBLICATIONS

Fukumoto et al., "ActiveClick: Tactile Feedback for Touch Panels," In CHI 2001 Summary, pp. 121-122, 2001.
Hardy, "Fingerworks" Mar. 7, 2002; BBC World on Line.
Hardy, I. (Mar. 7, 2002). "Fingerworks."
Hillier and Gerald J. Lieberman, *Introduction to Operations Research* (1986).
International Search Report dated Mar. 3, 2006 (PCT/US 05/03325; 119-0052WO).
International Search Report received in corresponding PCT application No. PCT/US2006/008349 dated Oct. 6, 2006.
International Search Report mailed Oct. 8, 2008, for PCT Application No. PCT/US2008/051727, filed Jan. 22, 2008, six pages.
International Search Report mailed Aug. 11, 2008, for PCT Application No. PCT/US2007/002512 filed Jan. 30, 2007, three pages.
International Search Report mailed Apr. 24, 2007, for PCT Application No. PCT/US2005/025641 filed Jul. 19, 2005, five pages.
Jacob et al., "Integrality and Separability of Input Devices," *ACM Transactions on Computer-Human Interaction*, 1:3-26 (Mar. 1994).
Japanese Office Action mailed Oct. 27, 2008, for JP Patent Application No. 2007-523644, one page.
Jones, R. (2001). "MTC Express Multi-Touch Controller," *Computer Music Journal* 25(1):97-99.
Kinkley et al., "Touch-Sensing Input Devices," in CHI '99 Proceedings, pp. 223-230, 1999.
Kionx "KXP84 Series Summary Data Sheet" copyright 2005,dated Oct. 21, 2005, 4-pgs.
Korean Office Action for KR Application No. 10-2007-7005010, nine pages.
Lee, S.K. et al., "A Multi-Touch Three Dimensional Touch-Sensitive Tablet," in CHI '85 Proceedings, pp. 121-128, 2000 [(Apr. 1985). Conference Proceedings: Human Factors in Computing Systems, pp. 21-25.].
Lee, "A Fast Multiple-Touch-Sensitive Input Device," Master's Thesis, University of Toronto (1984).
Matsushita et al., "HoloWall: Designing a Finger, Hand, Body and Object Sensitive Wall," In Proceedings of UIST '97, Oct. 1997.
Mohri, K. (Nov. 25, 2000). "Wearable Human Interface Based on Hand/Finger Gesture Recognition," *Human Interface Association Magazine* 2(4):9-18. (Only Abstract in English.).
Non-Final Office Action mailed Mar. 17, 2008, for U.S. Appl. No. 10/903,964, filed Jul. 30, 2004, 34 pages.
Non-Final Office Action mailed Sep. 28, 2007, for U.S. Appl. No. 11/048,264, filed Jan. 31, 2005, 11 pages.
Non-Final Office Action mailed Dec. 31, 2007, for U.S. Appl. No. 11/038,590, filed Jan. 18, 2005, 32 pages.
Non-Final Office Action mailed Oct. 3, 2008, for U.S. Appl. No. 11/228,758, filed Sep. 16, 2005, 16 pages.
Non-Final Office Action mailed Dec. 11, 2008, for U.S. Appl. No. 11/048,264, filed Jan. 31, 2005, 11 pages.
PCT International Search Report received in Corresponding PCT Application No. PCT/US2006/031523 dated Feb. 27, 2007.
PCT International Search Report received in Corresponding PCT Application No. PCT/US2005/025657 dated Feb. 26, 2007.
PCT International Search Report received in Corresponding PCT Application No. PCT/US2006/031527 dated Feb. 27, 2007.
PCT International Search Report received in Corresponding PCT Application No. PCT/US2006/031526 dated Feb. 14, 2007.
Quantum Research Group "QT510 / Qwhee1™ Touch Slider IC" copyright 2004-2005, 14-pgs.
Quek, "Unencumbered Gestural Interaction," *IEEE Multimedia*, 3:36-47 (Winter 1996).
Radwin, "Activation Force and Travel Effects on Overexertion in Repetitive Key Tapping," *Human Factors*, 39(1):130-140 (Mar. 1997).
Rekimoto et al., "ToolStone: Effective Use of the Physical Manipulation Vocabularies of Input Devices," In Proc. of UIST 2000, 2000.
Rekimoto, J. (2002). "SmartSkin: An Infrastructure for Freehand Manipulation on Interactive Surfaces," *CHI 2002*, Apr. 20-25, 2002. [(Apr. 25, 2002). 4(1):113-120.].
Rubine et al., "Programmable Finger-Tracking Instrument Controllers," *Computer Music Journal*, vol. 14, No. 1 (Spring 1990).
Rutledge et al., "Force-To-Motion Functions for Pointing," Human-Computer Interaction—Interact (1990).
Schiphorst, T. et al. "Using a Gestural Interface Toolkit for Tactile Input to a Dynamic Virtual Space," *Conference on Human Factors in Computing Systems, Proceedings*, Apr. 25, 2002, pp. 754-755.
Subatai Ahmad, "A Usable Real-Time 3D Hand Tracker," Proceedings of the 28th Asilomar Conference on Signals, Systems and Computers —Part 2 (of2), vol. 2 (Oct. 1994).
Texas Instruments "TSC2003 / I2C Touch Screen Controller" Data Sheet SBAS 162, dated Oct. 2001, 20-pgs.
Wellner, "The Digital Desk Calculators: Tangible Manipulation on a Desk Top Display" In ACM UIST '91 Proceedings, pp. 27-34, Nov. 1991.
Williams, "Applications for a Switched-Capacitor Instrumentation Building Block" Linear Technology Application Note 3, Jul. 1985, pp. 1-16.
Yamada et al., "A Switched-Capacitor Interface for Capacitive Pressure Sensors" IEEE Transactions on Instrumentation and Measurement, vol. 41, No. 1, Feb. 1992, pp. 81-86.
Yeh et al., "Switched Capacitor Interface Circuit for Capacitive Transducers" 1985 IEEE.
Zhai et al., "Dual Stream Input for Pointing and Scrolling," *Proceedings of CHI '97 Extended Abstracts* (1997).
Zimmerman et al., "Applying Electric Field Sensing to Human-Computer Interfaces," In CHI '85 Proceedings, pp. 280-287, 1995.
European Search Report mailed Jun. 8; 2012, for EP Application No. 12166818.0, filed Jan. 30, 2007, seven pages.
European Search Report mailed Jun. 14, 2012, for EP Application No. 12166820.6, filed Jan. 30, 2007, six pages.
Non-Final Office Action mailed Jul. 27, 2012, for U.S. Appl. No. 12/118,659, filed May 9, 2008, five pages.
Non-Final Office Action mailed Jul. 31, 2012, for U.S. Appl. No. 11/228,758, filed Sep. 16, 2005, 14 pages.
Non-Final Office Action mailed May 7, 2012, for U.S. Appl. No. 12/118,645, filed May 9, 2008, five pages.
Non-Final Office Action mailed May 9, 2012, for U.S. Appl. No. 12/118,641, filed May 9, 2008, four pages.
Non-Final Office Action mailed May 17, 2012, for U.S. Appl. No. 12/118,648, filed May 9, 2008, four pages.
Anonymous. (2004). "Devices," *Technology Loan Catalog*, located at http://www.tsbvi.edu/outreach/techloan/catalog.html last visited Jun. 6, 2008, nine pages.
Anonymous. (2004). "Fastap™ Keypads Redefine Mobile Phones," *DIGITWireless*, located at http://www/digitwireless.com, last visited Nov. 18, 2005, ten pages.
Anonymous. (2005). "Fastap™ ," *DIGITWireless*, located at http://www.digitwireless.com/about/faq.html, last visited Dec. 6, 2005, five pages.
Anonymous. (2005). "Four-Button Keyboard," *WikiPodLinux* located at http://ipodlinux.org/Four-Button_Keyboard, last visited Dec. 5, 2005, two pages.
Anonymous. (2005). "Introducing the Ultimate Smartphone Keypad," Delta II™ Keypads, *Chicago Logic, Inc.*, located at http://www.chicagologic.com, last visited Nov. 18, 2005, two pages.
Anonymous. (2005). "T9® Text Input for Keypad Devices," *Tegic Communications*™ located at http://www.tegic.com, last visited Nov. 18, 2005, one page.
Anonymous. (2005). "Text Input (Legacy)," *WikiPodLinux* located at http://ipodlinux.org/Text_Input_%28legacy%29, last visited Dec. 5, 2005, eight pages.
Anonymous. (2005). "Text Input Concepts," *WikiPodLinux* located at http://web.archive.org/web/20051211165254/http://ipodlinux.org/Text_Input_Concepts last visited Dec. 5, 2005, three pages.
Anonymous. (2005). "Text Input Methods," *WikiPodLinux* located at http://ipodlinux.org/Text_Input_Methods, last visited Dec. 5, 2005, five pages.
Anonymous. (2005). "You Heard of Touch Screens Now Check Out Touch Keys," *Phoneyworld*, located at http://www.phoneyworld.com/newspage.aspx?n=1413, last visited Nov. 18, 2005, two pages.

(56) **References Cited**

OTHER PUBLICATIONS

Anonymous. (2006). Centroid, located at http://faculty,evansville.edu/ck6/tcenter/class/centroid.html, last visited Apr. 28, 2006, 1 page.
Anonymous. (2006). Centroid, located at http://www.pballew.net/centroid.html, last visited Apr. 28, 2006, three pages.
Anonymous. (Apr. 6, 2005). "Microsoft's New-Smart Phone Interface: Your Thumb," *textually.org* located at http://www.textually.org/textually/archives/2005/04/007819.html last visited Nov. 18, 2005, two pages.
Anonymous. (Jan. 21, 2004). "Compare Keyboards with the Keyboard Compatibility Chart, Learn More About Alternative Keyboards," *Solutions for Humans*, located at http://www.keyalt.com/kkeybrdp.html, last visited Dec. 8, 2005, five pages.
Anonymous. (Jun. 22, 2005). "LG Develops New Touch Pad Cell Phones," *textually.org* located at http://textually.org/textually/archives/2005/06/009903.html, last visited Nov. 18, 2005, one page.
Anonymous. (Nov. 3, 2005). "Samsung Releases Keyboard Phone in US," *textually.org* located at http://www.textually.org/textually/archives/2005/11/010482.html last visited Nov. 18, 2005, one page.
Anonymous. (Sep. 2003). "P900 User Guide," Second Edition, *SONY Ericsson Mobile Communications AB*: located at http://www.sonyericsson.com/downloads/P900_UG_R1b_EN.pdf, pp. 8, 16, 17, 20, 24-26, 42-45, 137 (97 pages total).
Casario, M. (Oct. 5, 2005). "Hands on Macromedia World: Touch Screen Keypad for Mobile Phone by DoCoMo," located at http://casario.blogs.com/mmworl/2005/10/touch_screen_ke.html, last visited Nov. 18, 2005, 1 page.
Day, B. (Jan. 6, 2004). "Will Cell Phones Render iPods Obsolete?" *Java.net*, located at http://weblogs.javanet/pub/wig/883, last visited Dec. 12, 2005, three pages.
Final Office Action mailed May 12, 2009, for U.S. Appl. No. 11/228,700, filed Sep. 16, 2005, 13 pages.
Final Office Action mailed Dec. 8, 2009, for U.S. Appl. No. 11/459,615, filed Jul. 24, 2006, 11 pages.
Final Office Action mailed Nov. 18, 2010, for U.S. Appl. No. 11/961,663, filed Dec. 20, 2007, 14 pages.
Final Office Action mailed Feb. 17, 2012, for U.S. Appl. No. 11/830,801, filed Jul. 30, 2007, 14 pages.
Final Office Action mailed Mar. 1, 2012, for U.S. Appl. No. 11/830,793, filed Jul. 30, 2007, 14 pages.
Final Office Action mailed Apr. 13, 2012, for U.S. Appl. No. 12/468,401, filed May 19, 2009, 21 pages.
Final Office Action mailed Apr. 16, 2012, for U.S. Appl. No. 12/422,222, filed Apr. 10, 2009, 14 pages.
Final Office Action mailed Apr. 25, 2012, for U.S. Appl. No. 12/422,197, filed Apr. 10, 2009, 12 pages.
Final Office Action mailed Apr. 27, 2012, for U.S. Appl. No. 11/830,788, filed Jul. 30, 2007, 13 pages.
Final Office Action mailed May 1, 2012, for U.S. Appl. No. 12/434,439, filed May 1, 2009, 14 pages.
Final Office Action mailed May 8, 2012, for U.S. Appl. No. 12/139,411, filed Jun. 13, 2008, seven pages.
Final Office Action mailed May 9, 2012, for U.S. Appl. No. 11/980,722, filed Oct. 31, 2007, 14 pages.
Final Office Action mailed May 24, 2012, for U.S. Appl. No. 11/830,757, filed Jul. 30, 2007, 19 pages.
Final Office Action mailed May 29, 2012, for U.S. Appl. No. 12/500,978, filed Jul. 10, 2009, 10 pages.
Final Office Action mailed Jun. 8, 2012, for U.S. Appl. No. 12/422,225, filed Apr. 10, 2009, 12 pages.
Final Office Action mailed Jul. 6, 2012, for U.S. Appl. No. 11/830,815, filed Jul. 30, 2007, 15 pages.
Final Office Action mailed Jul. 27, 2012, for U.S. Appl. No. 11/696,701, filed Apr. 4, 2007, 13 pages.
Final Office Action mailed Aug. 3, 2012, for U.S. Appl. No. 11/830,808, filed Jul. 30, 2007, seven pages.
Final Office Action mailed Sep. 18, 2012, for U.S. Appl. No. 11/852,690, filed Sep. 10, 2007, 13 pages.
Final Office Action mailed Oct. 12, 2012, for U.S. Appl. No. 12/118,648, filed May 9, 2008, eight pages.
Final Office Action mailed Oct. 25, 2012, for U.S. Appl. No. 11/832,134, filed Aug. 1, 2007, 27 pages.
Final Office Action mailed Dec. 12, 2012, for U.S. Appl. No. 12/500,984, filed Jul. 10, 2009, 10 pages.
Final Office Action mailed Jan. 4, 2013, for U.S. Appl. No. 12/118,659, filed May 9, 2008, six pages.
Final Office Action mailed Jan. 29, 2013, for U.S. Appl. No. 11/830,774, filed Jul. 30, 2007, 19 pages.
Final Office Action mailed Jan. 29, 2013, for U.S. Appl. No. 11/830,766, filed Jul. 30, 2007, 16 pages.
Final Office Action mailed Feb. 15, 2013, for U.S. Appl. No. 12/422,205, filed Apr. 10, 2009, 16 pages.
Final Office Action mailed Mar. 21, 2013, for U.S. Appl. No. 11/830,788, filed Jul. 30, 2007, 12 pages.
Final Office Action mailed Apr. 12, 2013, for U.S. Appl. No. 11/830,793, filed Jul. 30, 2007, 15 pages.
Final Office Action mailed Apr. 30, 2013, for U.S. Appl. No. 11/559,833, filed Nov. 14, 2006, 10 pages.
Final Office Action mailed May 9, 2013, for U.S. Appl. No. 13/569,065, filed Aug. 7, 2012, nine pages.
Final Office Action mailed May 9, 2013, for U.S. Appl. No. 11/832,134, filed Aug. 1, 2007, 29 pages.
Final Office Action mailed Jul. 9, 2013, for U.S. Appl. No. 11/048,264, filed Jan. 31, 2005, 10 pages.
Final Office Action mailed Jul. 11, 2013, for U.S. Appl. No. 13/757,726, filed Feb. 1, 2013, nine pages.
Final Office Action mailed Sep. 10, 2013, for U.S. Appl. No. 12/468,401, filed May 19, 2009, 20 pages.
Final Office Action mailed Sep. 12, 2013, for U.S. Appl. No. 12/139,411, filed Jun. 13, 2008, seven pages.
Final Office Action mailed Oct. 11, 2013, for U.S. Appl. No. 12/422,222, filed Apr. 10, 2009, 16 pages.
Final Office Action mailed Feb. 21, 2014, for U.S. Appl. No. 12/422,197, filed Apr. 10, 2009, 14 pages.
Final Office Action mailed Mar. 21, 2014, for U.S. Appl. No. 11/428,522, filed Jul. 3, 2006, eight pages.
Final Office Action mailed Sep. 19, 2014, for U.S. Appl. No. 12/139,411, filed Jun. 13, 2008, eight pages.
Final Office Action mailed Dec. 3, 2014, for U.S. Appl. No. 14/089,240, filed Nov. 25, 2013, 12 pages.
Final Office Action mailed Mar. 24, 2015, for U.S. Appl. No. 12/422,205, filed Apr. 10, 2009, 16 pages.
Holt, J. (Jul. 2003, e-pub. Sep. 4, 2003). "Windows XP: A User Guide," The Robert Gordon University, IT Services Department, retrieved from the internet on Aug. 26, 2013, 27 pages.
International Search Report mailed Apr. 11, 2008, for PCT Application No. PCT/US2007/060119, nine pages.
International Search Report mailed Sep. 15, 2008, for PCT Application No. PCT/US2007/088904, nine pages.
International Search Report mailed Dec. 4, 2013, for PCT Application No. PCT/US2013/059314 filed Sep. 11, 2013, five pages.
Non-Final Office Action mailed Sep. 17, 2008, for U.S. Appl. No. 11/228,700, filed Sep. 16, 2005, 18 pages.
Non-Final Office Action mailed May 22, 2009, for U.S. Appl. No. 11/459,615, filed Jul. 24, 2006, nine pages.
Non-Final Office Action mailed May 28, 2009, for U.S. Appl. No. 11/459,606, filed Jul. 24, 2006, 17 pages.
Non-Final Office Action mailed Apr. 13, 2010, for U.S. Appl. No. 11/459,615, filed Jul. 24, 2006, nine pages.
Non-Final Office Action mailed Mar. 2, 2012, for U.S. Appl. No. 11/852,690, filed Sep. 10, 2007, 12 pages.
Non-Final Office Action mailed Apr. 5, 2012, for U.S. Appl. No. 12/479,678, filed Jun. 5, 2009, 13 pages.
Non-Final Office Action mailed Apr. 16, 2012, 2011, for U.S. Appl. No. 12/422,212, filed Apr. 10, 2009, 20 pages.
Non-Final Office Action mailed May 2, 2012, for U.S. Appl. No. 11/832,134, filed Oct. 31, 2007, 25 pages.
Non-Final Office Action mailed May 23, 2012, for U.S. Appl. No. 11/428,515, filed Jul. 3, 2006, 15 pages.
Non-Final Office Action mailed Jun. 7, 2012, for U.S. Appl. No. 11/830,766, filed Jul. 30, 2007, 14 pages.

(56) **References Cited**

OTHER PUBLICATIONS

Non-Final Office Action mailed Jun. 13, 2012, for U.S. Appl. No. 12/500,984, filed Jul. 10, 2009, eight pages.
Non-Final Office Action mailed Jun. 22, 2012, for U.S. Appl. No. 11/830,774, filed Jul. 30, 2007, 17 pages.
Non-Final Office Action mailed Jun. 25, 2012, for U.S. Appl. No. 11/830,781, filed Jul. 30, 2007, 19 pages.
Non-Final Office Action mailed Jun. 25, 2012, for U.S. Appl. No. 12/479,573, filed Jun. 5, 2009, 11 pages.
Non-Final Office Action mailed Aug. 21, 2012, for U.S. Appl. No. 12/434,439, filed May 1, 2009, 12 pages.
Non-Final Office Action mailed Aug. 30, 2012, for U.S. Appl. No. 11/830,801, filed Jul. 30, 2007, 15 pages.
Non-Final Office Action mailed Sep. 4, 2012, for U.S. Appl. No. 11/830,788, filed Jul. 30, 2007, 13 pages.
Non-Final Office Action mailed Sep. 6, 2012, for U.S. Appl. No. 11/830,793, filed Jul. 30, 2007, 14 pages.
Non-Final Office Action mailed Sep. 13, 2012, for U.S. Appl. No. 12/422,205, filed Apr. 10, 2009, 16 pages.
Non-Final Office Action mailed Sep. 25, 2012, for U.S. Appl. No. 11/428,515, filed Jul. 3, 2006, 15 pages.
Non-Final Office Action mailed Oct. 12, 2012, for U.S. Appl. No. 12/422,212, filed Apr. 10, 2009, five pages.
Non-Final Office Action mailed Oct. 26, 2012, for U.S. Appl. No. 12/468,401, filed May 19, 2009, 22 pages.
Non-Final Office Action mailed Nov. 8, 2012, for U.S. Appl. No. 12/479,678, filed Jun. 5, 2009, five pages.
Non-Final Office Action mailed Nov. 16, 2012, for U.S. Appl. No. 13/569,065, filed Aug. 7, 2012, eight pages.
Non-Final Office Action mailed Nov. 29, 2012, for U.S. Appl. No. 11/559,833, filed Nov. 14, 2006, 10 pages.
Non-Final Office Action mailed Dec. 18, 2012, for U.S. Appl. No. 11/878,024, filed Jul. 20, 2007, eight pages.
Non-Final Office Action mailed Dec. 19, 2012, for U.S. Appl. No. 11/048,264, filed Jan. 31, 2005, nine pages.
Non-Final Office Action mailed Jan. 4, 2013, for U.S. Appl. No. 12/139,411, filed Jun. 13, 2008, six pages.
Non-Final Office Action mailed Feb. 14, 2013, for U.S. Appl. No. 11/228,758, filed Sep. 16, 2005, 14 pages.
Non-Final Office Action mailed Feb. 21, 2013, for U.S. Appl. No. 12/422,197, filed Apr. 10, 2009, 12 pages.
Non-Final Office Action mailed Mar. 18, 2013, for U.S. Appl. No. 12/422,222, filed Apr. 10, 2009, 15 pages.
Non-Final Office Action mailed Mar. 19, 2013, for U.S. Appl. No. 12/468,401, filed May 19, 2009, 21 pages.
Non-Final Office Action mailed Mar. 26, 2013, for U.S. Appl. No. 13/757,726, filed Feb. 1, 2013, eight pages.
Non-Final Office Action mailed May 9, 2013, for U.S. Appl. No. 11/980,721, filed Oct. 31, 2007, 14 pages.
Non-Final Office Action mailed May 15, 2013, for U.S. Appl. No. 11/980,722, filed Oct. 31, 2007, 11 pages.
Non-Final Office Action mailed Jun. 21, 2013, for U.S. Appl. No. 11/830,774, filed Jul. 30, 2007, 18 pages.
Non-Final Office Action mailed Jul. 18, 2013, for U.S. Appl. No. 11/830,766, filed Jul. 30, 2007, 15 pages.
Non-Final Office Action mailed Aug. 16, 2013, for U.S. Appl. No. 11/830,793, filed Jul. 30, 2007, 16 pages.
Non-Final Office Action mailed Sep. 12, 2013, for U.S. Appl. No. 11/428,522, filed Jul. 3, 2006, six pages.
Non-Final Office Action mailed Sep. 13, 2013, for U.S. Appl. No. 12/422,205, filed Apr. 10, 2009, 17 pages.
Non-Final Office Action mailed Sep. 20, 2013, for U.S. Appl. No. 13/895,221, filed May 15, 2013, 15 pages.
Non-Final Office Action mailed Oct. 11, 2013, for U.S. Appl. No. 12/422,197, filed Apr. 10, 2009, 12 pages.
Non-Final Office Action mailed Feb. 13, 2014, for U.S. Appl. No. 12/139,411, filed Jun. 13, 2008, seven pages.
Non-Final Office Action mailed Apr. 10, 2014, for U.S. Appl. No. 12/422,205, filed Apr. 10, 2009, 21 pages.
Non-Final Office Action mailed Jun. 12, 2014, for U.S. Appl. No. 14/089,240, filed Nov. 25, 2013, 11 pages.
Non-Final Office Action mailed Sep. 2, 2014, for U.S. Appl. No. 11/048,264, filed Jan. 31, 2005, 9 pages.
Non-Final Office Action mailed Dec. 4, 2014, for U.S. Appl. No. 12/422,205, filed Apr. 10, 2009, 16 pages.
Non-Final Office Action mailed Jan. 30, 2015, for U.S. Appl. No. 13/610,672, filed Sep. 11, 2012, nine pages.
Non-Final Office Action mailed Feb. 24, 2015, for U.S. Appl. No. 13/620,299, filed Sep. 14, 2012, six pages.
Non-Final Office Action mailed Apr. 3, 2015, for U.S. Appl. No. 14/476,545, filed Sep. 3, 2014, 11 pages.
Non-Final Office Action mailed Apr. 24, 2015, for U.S. Appl. No. 11/048,264, filed Jan. 31, 2005, nine pages.
Non-Final Office Action mailed Jun. 2, 2015, for U.S. Appl. No. 11/428,522, filed Jul. 3, 2006, six pages.
Notice of Allowance mailed Mar. 26, 2012, for U.S. Appl. No. 12/500,973, filed Jul. 10, 2009, 12 pages.
Notice of Allowance mailed Apr. 13, 2012, for U.S. Appl. No. 12/342,027, filed Dec. 22, 2008, 10 pages.
Notice of Allowance mailed Jun. 27, 2012, for U.S. Appl. No. 11/559,736, filed Nov. 14, 2006, 11 pages.
Notice of Allowance mailed Jul. 26, 2012, for U.S. Appl. No. 11/428,503, filed Jul. 3, 2006, nine pages.
Notice of Allowance mailed Aug. 22, 2012, for U.S. Appl. No. 11/559,763, filed Nov. 14, 2006, 10 pages.
Notice of Allowance mailed Sep. 6, 2012, for U.S. Appl. No. 13/556,019, filed Jul. 23, 2012, seven pages.
Notice of Allowance mailed Dec. 6, 2012, for U.S. Appl. No. 10/903,964, filed Jul. 30, 2004, twelve pages.
Notice of Allowance mailed Dec. 24, 2012, for U.S. Appl. No. 13/556,019, filed Jul. 23, 2012, five pages.
Notice of Allowance mailed Jan. 15, 2013, for U.S. Appl. No. 12/479,617, filed Jun. 5, 2009, 10 pages.
Notice of Allowance mailed Feb. 8, 2013, for U.S. Appl. No. 11/830,801, filed Jul. 30, 2007, seven pages.
Notice of Allowance mailed Feb. 15, 2013, for U.S. Appl. No. 11/559,799, filed Nov. 14, 2006, 13 pages.
Notice of Allowance mailed Feb. 19, 2013, for U.S. Appl. No. 12/422,212, filed Apr. 10, 2009, nine pages.
Notice of Allowance mailed Feb. 21, 2013, for U.S. Appl. No. 12/342,027, filed Dec. 22, 2008, 10 pages.
Notice of Allowance mailed Feb. 22, 2013, for U.S. Appl. No. 12/500,978, filed Jul. 10, 2009, five pages.
Notice of Allowance mailed Mar. 5, 2013, for U.S. Appl. No. 12/434,439, filed May 1, 2009, nine pages.
Notice of Allowance mailed Mar. 6, 2013, for U.S. Appl. No. 10/903,964, filed Jul. 30, 2004, seven pages.
Notice of Allowance mailed Apr. 2, 2013, for U.S. Appl. No. 12/479,678, filed Jun. 5, 2009, 11 pages.
Notice of Allowance mailed May 31, 2013, for U.S. Appl. No. 11/878,024, filed Jul. 20, 2007, nine pages.
Notice of Allowance mailed Jul. 8, 2013, for U.S. Appl. No. 12/500,984, filed Jul. 10, 2009, 6 pages.
Notice of Allowance mailed Aug. 21, 2013, for U.S. Appl. No. 13/757,726, filed Feb. 1, 2013, six pages.
Notice of Allowance mailed Aug. 27, 2013, for U.S. Appl. No. 13/766,570, filed Feb. 13, 2013, nine pages.
Notice of Allowance mailed Sep. 17, 2013, for U.S. Appl. No. 11/830,757, filed Jul. 30, 2007, 10 pages.
Notice of Allowance mailed Oct. 8, 2013, for U.S. Appl. No. 11/830,774, filed Jul. 30, 2007, 11 pages.
Notice of Allowance mailed Oct. 17, 2013, for U.S. Appl. No. 11/559,833, filed Nov. 14, 2006, 12 pages.
Notice of Allowance mailed Nov. 1, 2013, for U.S. Appl. No. 13/895,221, filed May 15, 2013, 12 pages.
Notice of Allowance mailed Jan. 2, 2014, for U.S. Appl. No. 11/830,766, filed Jul. 30, 2007, 10 pages.
Notice of Allowance mailed Jan. 6, 2014, for U.S. Appl. No. 11/830,788, filed Jul. 30, 2007, 13 pages.
Notice of Allowance mailed Jan. 6, 2014, for U.S. Appl. No. 11/830,793, filed Jul. 30, 2007, 12 pages.

(56) **References Cited**

OTHER PUBLICATIONS

Notice of Allowance mailed Jan. 10, 2014, for U.S. Appl. No. 13/569,065, filed Aug. 7, 2012, eight pages.
Notice of Allowance mailed Mar. 14, 2014, for U.S. Appl. No. 12/422,222, filed Apr. 10, 2009, nine pages.
Notice of Allowance mailed Jun. 9, 2014, for U.S. Appl. No. 14/163,929, filed Jan. 24, 2014, seven pages.
Notice of Allowance mailed Aug. 4, 2014, for U.S. Appl. No. 12/422,197, filed Apr. 10, 2009, 10 pages.
Notice of Allowance mailed Mar. 27, 2015, for U.S. Appl. No. 14/089,240, filed Nov. 25, 2013, eight pages.
O'Neal, W. (2005). "Smart Phones with Hidden Keyboards," located at http://msn.com.com/4250-6452_16-6229969-1.html, last visited Nov. 18, 2005, three pages.
Sears, A. et al. (Jun. 1990). "A New Era for Touchscreen Applications: High Precision, Dragging Icons, and Refined Feedback," University of Maryland, Human-Computer Interaction Laboratory, retrieved from the internet on Aug. 26, 2013, 39 pages. (25091.45).
Sears, A. et al. (2005). "Data Entry for Mobile Devices using Soft Keyboards: Understanding the Effects of Keyboard Size and User Tasks," Abstract, *Int'l Journal of Human-Computer Interaction*, vol. 16, No. 2, one page.
Final Office Action mailed Jul. 6, 2012, for U.S. Appl. No. 11/696,693, filed Apr. 4, 2007, 24 pages.
Final Office Action mailed Mar. 1, 2012, for U.S. Appl. No. 11/048,264, filed Jan. 31, 2005, 13 pages.
Final Office Action mailed on Mar. 22, 2012, for U.S. Appl. No. 10/903,964, filed Jul. 30, 2004, 17 pages.
Final Office Action mailed Mar. 26, 2012, for U.S. Appl. No. 12/118,639, filed May 9, 2008, seven pages.
Notice of Allowance mailed Mar. 9, 2012, for U.S. Appl. No. 11/240,788, filed Sep. 30, 2005, five pages.
Non-Final Office Action mailed Sep. 17, 2015, for U.S. Appl. No. 12/422,205, filed Apr. 10, 2009, 16 pages.
Notice of Allowance mailed Sep. 14, 2015, for U.S. Appl. No. 13/610,672, filed Sep. 11, 2012, nine pages.
Non-Final Office Action mailed Oct. 8, 2015, for U.S. Appl. No. 12/139,411, filed Jun. 13, 2008, seven pages.
Final Office Action mailed Jun. 7, 2012, for U.S. Appl. No. 11/228,758, filed Sep. 16, 2005, 16 pages.
Anonymous. (Apr. 1, 1994). "Jog Shuttle Graphical," *IBM Technical Disclosure Bulletin*, 37(4A):47-48.
Anonymous. (2011). "(graphical or virtual) (jog dial) or (jog wheel) or (scroll wheel)," Ask Search located at http://www.ask.com/web?q=%28graphical+or+virtual%29++%28jog+job+dial+%29+or+%28jo . . . , last visited Feb. 27, 2011, two pages.
Anonymous. (2011). "What Is a Jog Wheel?" Ask Search located at http://www.ask.com/web?q=what+is+a+jog+wheel&search=&qsrc=0&o=0&1=dirlast visited on Feb. 27, 2011, two pages.
Anonymous. (2012). "Emulating Mouse Scroll Wheel?" Ask Search located at http://www.ask.com/web?q=emulate+scroll+wheel&qsrc=1&o=0&1=dir&qid=A23E49EA, last visited Mar. 23, 2012, one page.
Anonymous. (2012). "Virtual Scroll Wheel," Ask Search located at http://www.ask.com/web?q=virtual+scroll+wheel&qsrc=0&o=0&1=dir&oo=0, last visited Mar. 23, 2012, two pages.
Notice of Allowance mailed Apr. 2, 2012, for U.S. Appl. No. 11/038,590, filed Jan. 18, 2005, 11 pages.
Non-Final Office Action mailed Dec. 22, 2011, for U.S. Appl. No. 11/696,693, filed Apr. 4, 2007, 29 pages.
Chinese Search Report mailed Sep. 21, 2015, for Chinese Patent Application No. 2013101786229, filed Jul. 19, 2005, two pages.
Westerman, W. (1999). "Hand Tracking, Finger Identification, and Chordic Manipulation on a Multi-Touch Surface," Excerpts, *ProQuest Dissertations and Theses Global*, 22 pages.
Rekimoto, J. et al. (Nov. 2, 2003). "PreSense: Interaction Techniques for Finger Sensing Input Devices," Proceedings of the 16th annual ACM symposium on user interface software and technology, UIST '03, New York, NY, pp. 203-212.
Non-Final Office Action mailed Dec. 2, 2015, for U.S. Appl. No. 12/118,639, filed May 9, 2008, six pages.

* cited by examiner

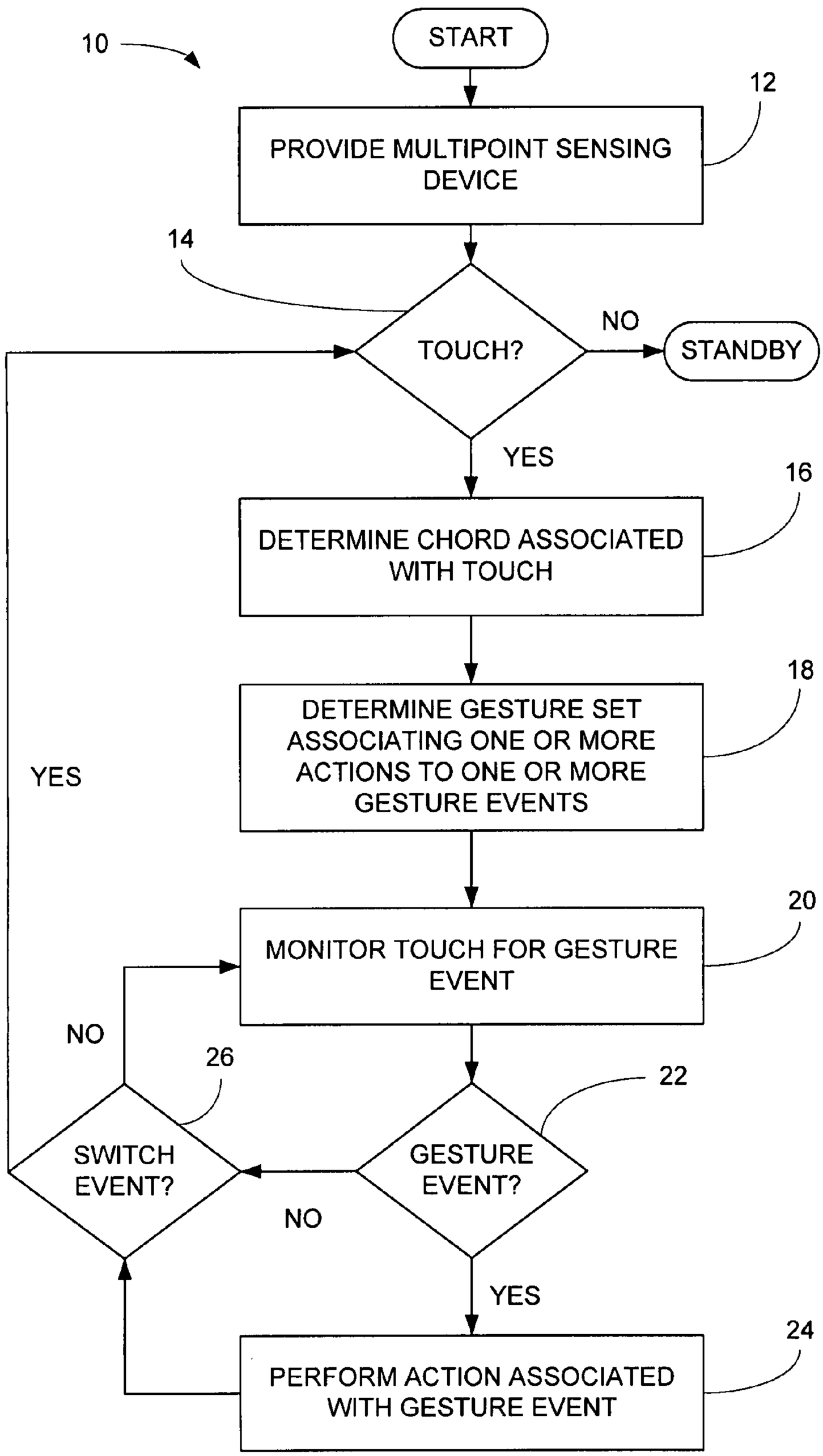
10
START
12
PROVIDE MULTIPOINT SENSING DEVICE
14
TOUCH?
NO
STANDBY
YES
16
DETERMINE CHORD ASSOCIATED WITH TOUCH
18
DETERMINE GESTURE SET ASSOCIATING ONE OR MORE ACTIONS TO ONE OR MORE GESTURE EVENTS
YES
20
MONITOR TOUCH FOR GESTURE EVENT
NO
26
22
SWITCH EVENT?
GESTURE EVENT?
NO
YES
24
PERFORM ACTION ASSOCIATED WITH GESTURE EVENT

FIG. 1

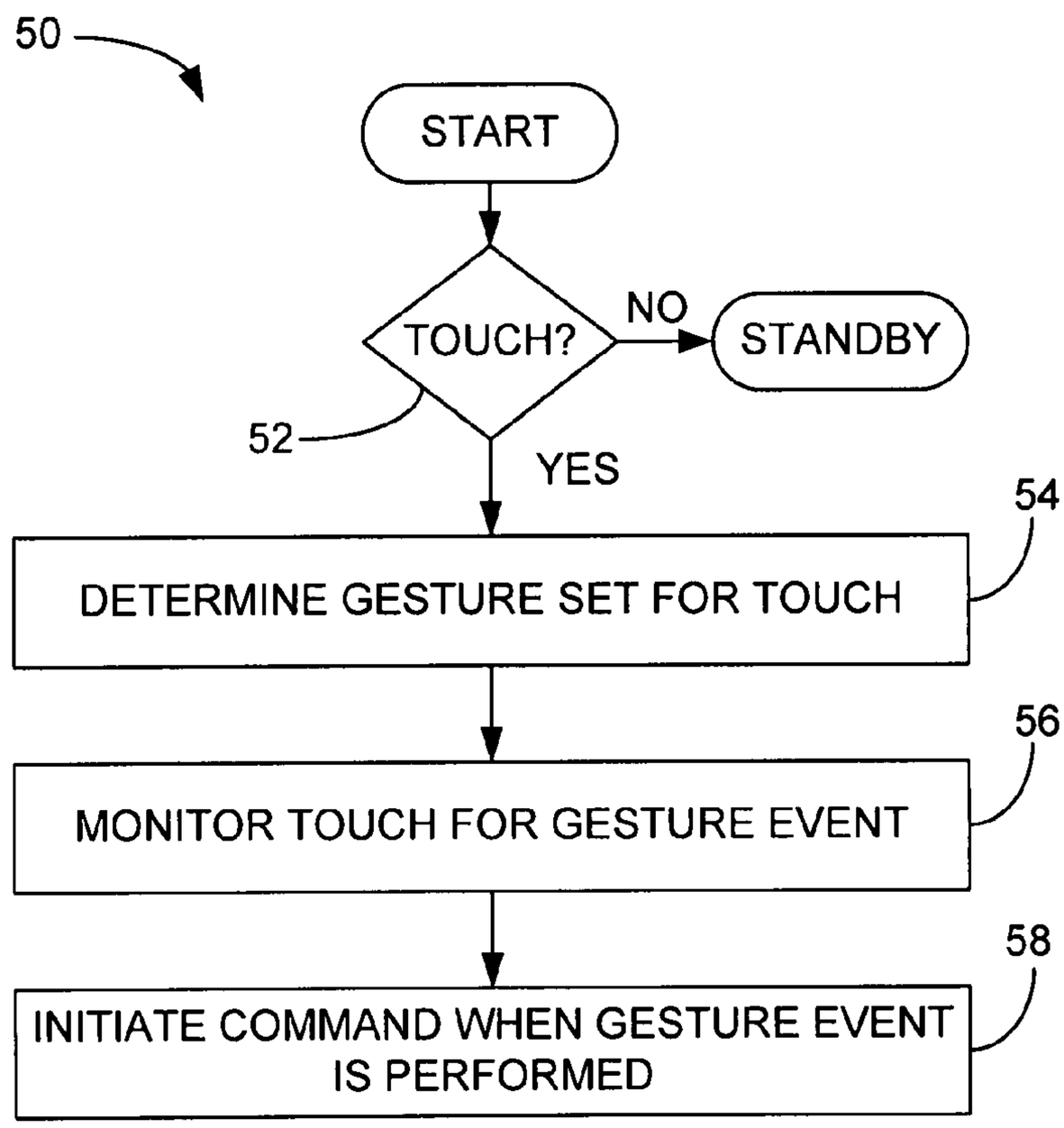
50
START
TOUCH?
NO
STANDBY
52
YES
54
DETERMINE GESTURE SET FOR TOUCH
56
MONITOR TOUCH FOR GESTURE EVENT
58
INITIATE COMMAND WHEN GESTURE EVENT IS PERFORMED

FIG. 2

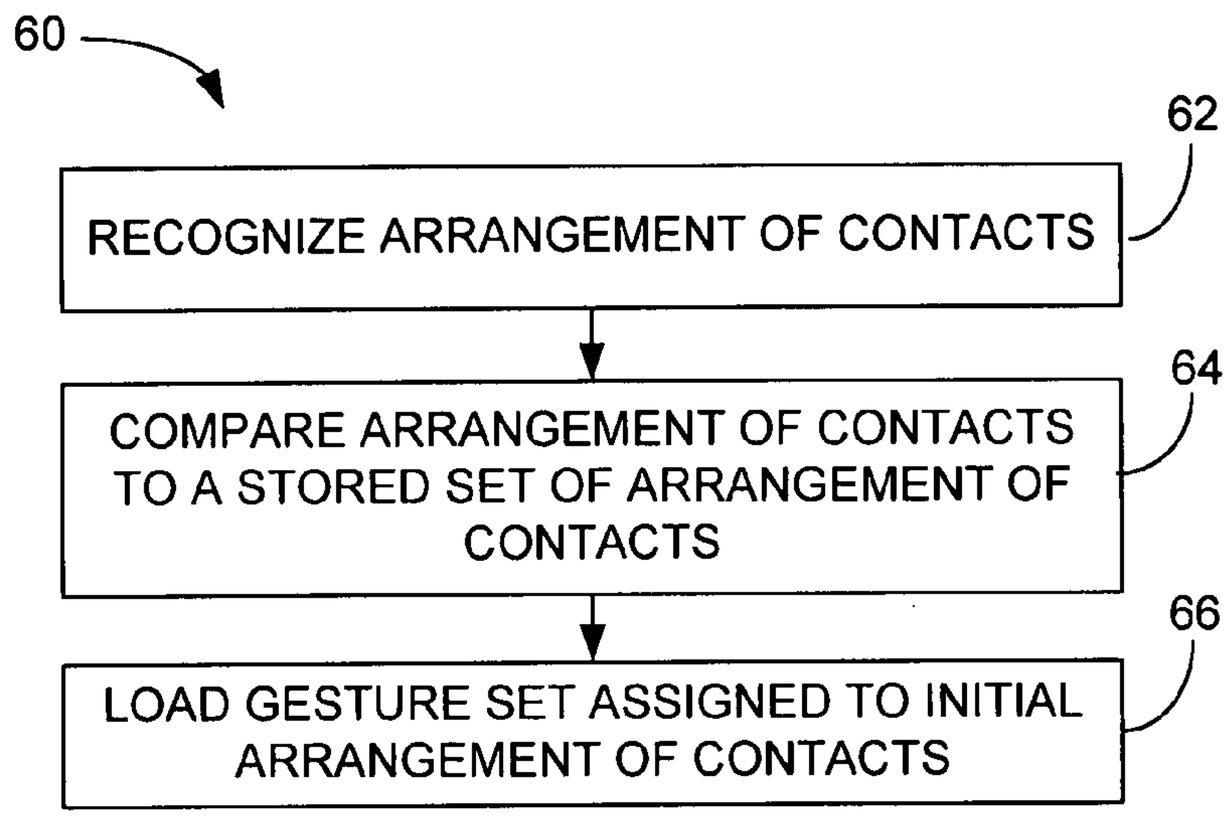
60
62
RECOGNIZE ARRANGEMENT OF CONTACTS
64
COMPARE ARRANGEMENT OF CONTACTS TO A STORED SET OF ARRANGEMENT OF CONTACTS
66
LOAD GESTURE SET ASSIGNED TO INITIAL ARRANGEMENT OF CONTACTS

FIG. 3

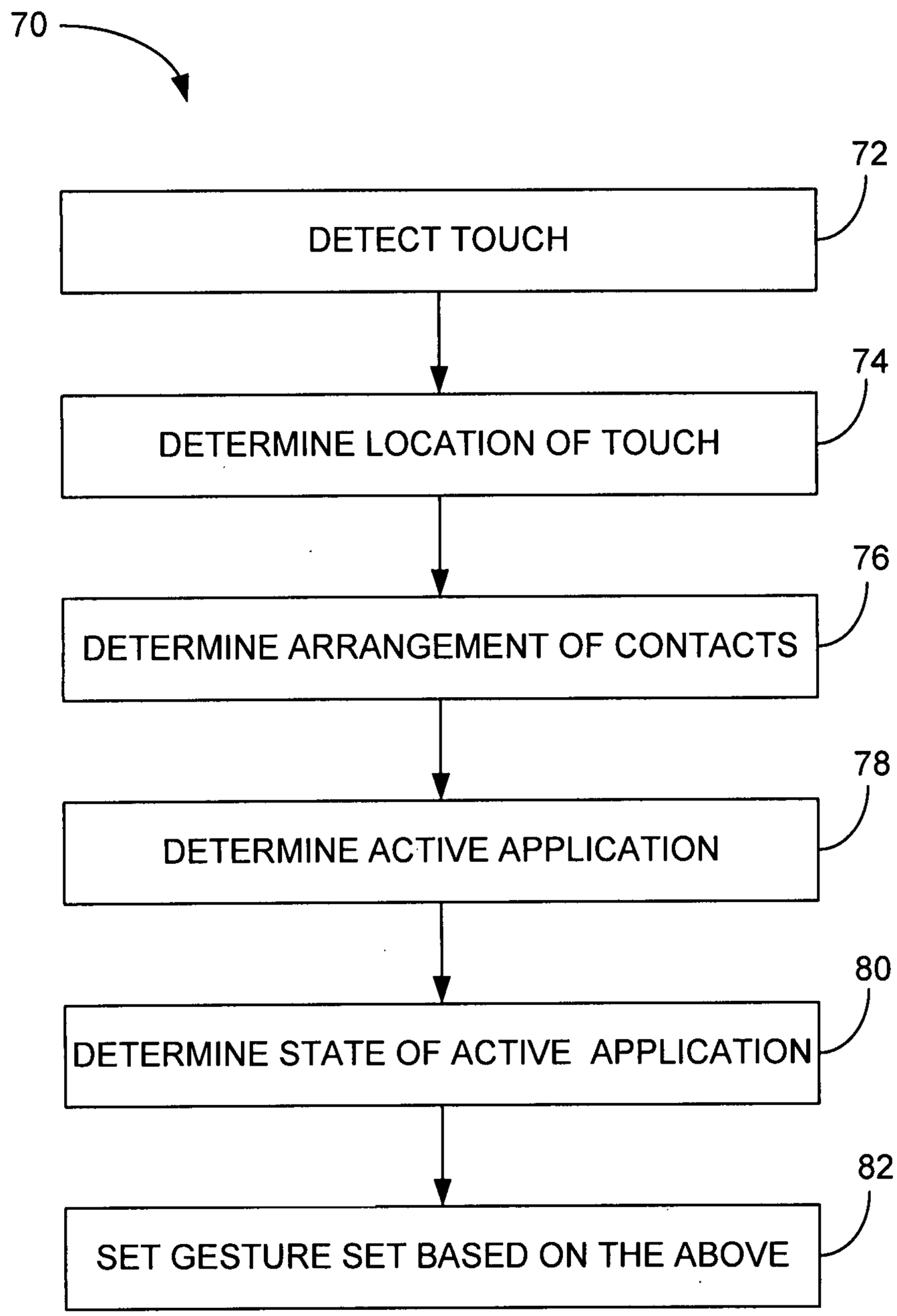
70
72
DETECT TOUCH
74
DETERMINE LOCATION OF TOUCH
76
DETERMINE ARRANGEMENT OF CONTACTS
78
DETERMINE ACTIVE APPLICATION
80
DETERMINE STATE OF ACTIVE APPLICATION
82
SET GESTURE SET BASED ON THE ABOVE

FIG. 4

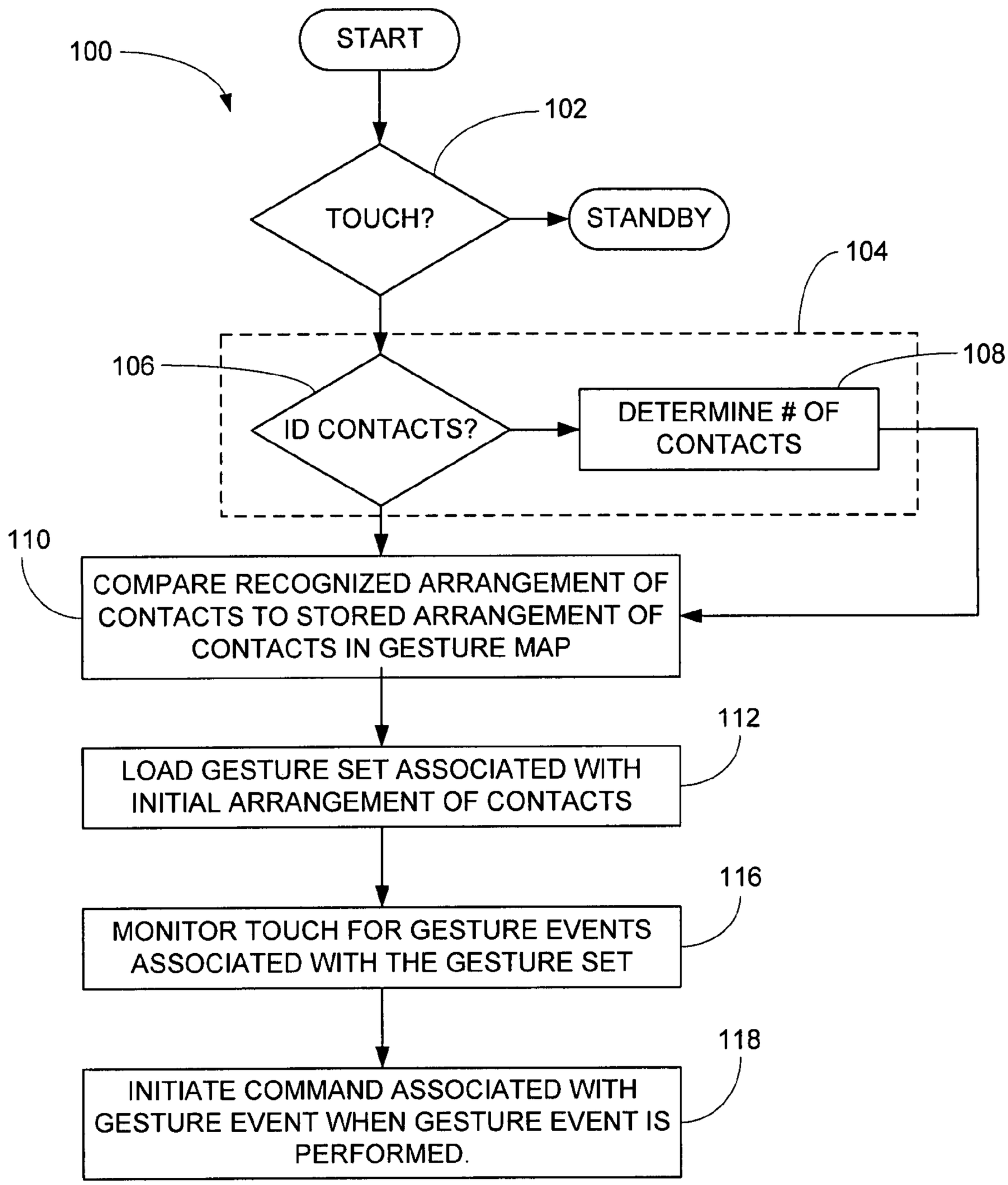
100
START
102
TOUCH?
STANDBY
104
106
ID CONTACTS?
108
DETERMINE # OF CONTACTS
110
COMPARE RECOGNIZED ARRANGEMENT OF CONTACTS TO STORED ARRANGEMENT OF CONTACTS IN GESTURE MAP
112
LOAD GESTURE SET ASSOCIATED WITH INITIAL ARRANGEMENT OF CONTACTS
116
MONITOR TOUCH FOR GESTURE EVENTS ASSOCIATED WITH THE GESTURE SET
118
INITIATE COMMAND ASSOCIATED WITH GESTURE EVENT WHEN GESTURE EVENT IS PERFORMED.

FIG. 5

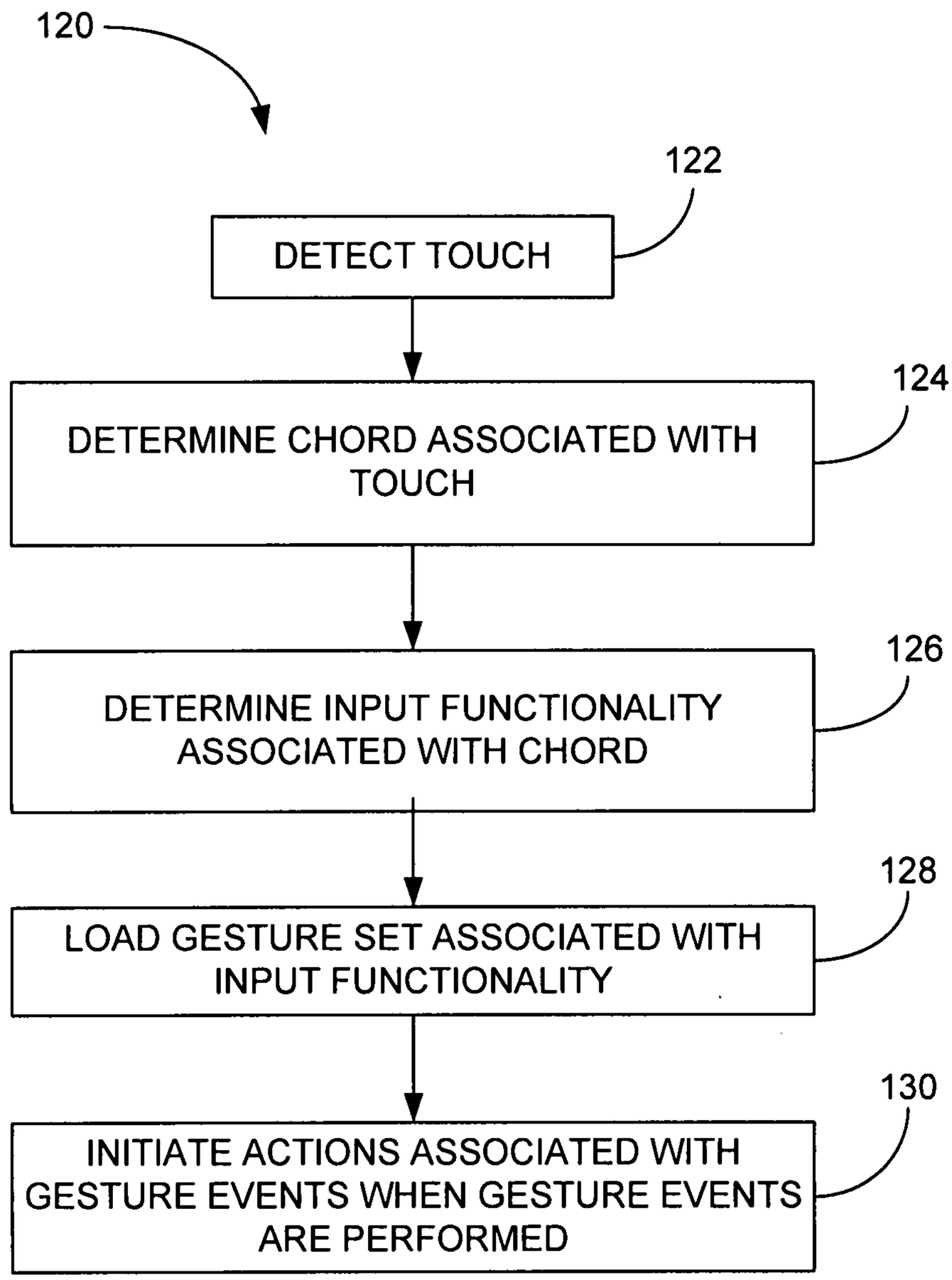
120
122
DETECT TOUCH
124
DETERMINE CHORD ASSOCIATED WITH TOUCH
126
DETERMINE INPUT FUNCTIONALITY ASSOCIATED WITH CHORD
128
LOAD GESTURE SET ASSOCIATED WITH INPUT FUNCTIONALITY
130
INITIATE ACTIONS ASSOCIATED WITH GESTURE EVENTS WHEN GESTURE EVENTS ARE PERFORMED

FIG. 6

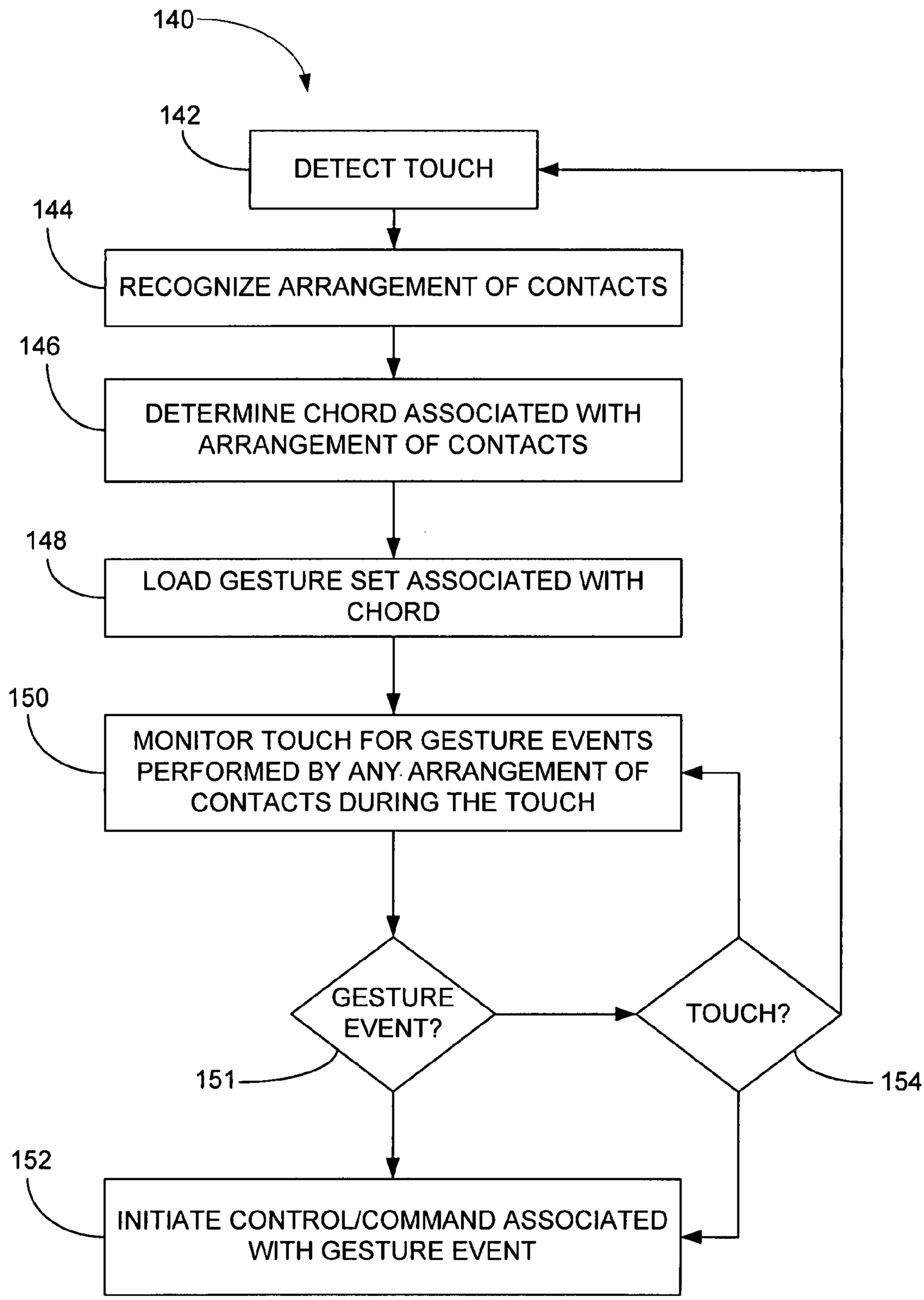
140
142
DETECT TOUCH
144
RECOGNIZE ARRANGEMENT OF CONTACTS
146
DETERMINE CHORD ASSOCIATED WITH ARRANGEMENT OF CONTACTS
148
LOAD GESTURE SET ASSOCIATED WITH CHORD
150
MONITOR TOUCH FOR GESTURE EVENTS PERFORMED BY ANY ARRANGEMENT OF CONTACTS DURING THE TOUCH
GESTURE EVENT?
TOUCH?
151
154
152
INITIATE CONTROL/COMMAND ASSOCIATED WITH GESTURE EVENT

FIG. 7

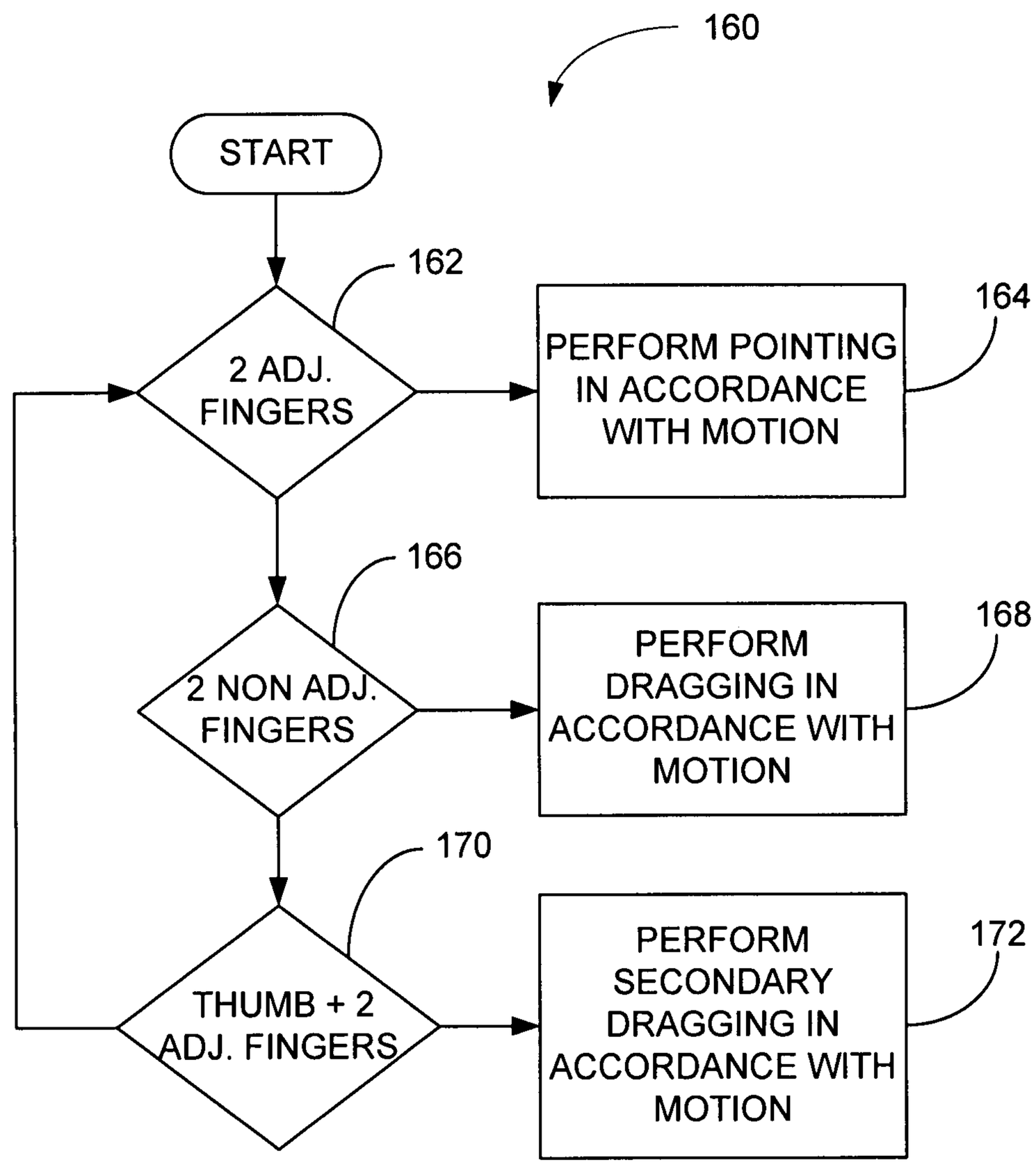
160
START
162
2 ADJ. FINGERS
164
PERFORM POINTING IN ACCORDANCE WITH MOTION
166
2 NON ADJ. FINGERS
168
PERFORM DRAGGING IN ACCORDANCE WITH MOTION
170
THUMB + 2 ADJ. FINGERS
172
PERFORM SECONDARY DRAGGING IN ACCORDANCE WITH MOTION

FIG. 8

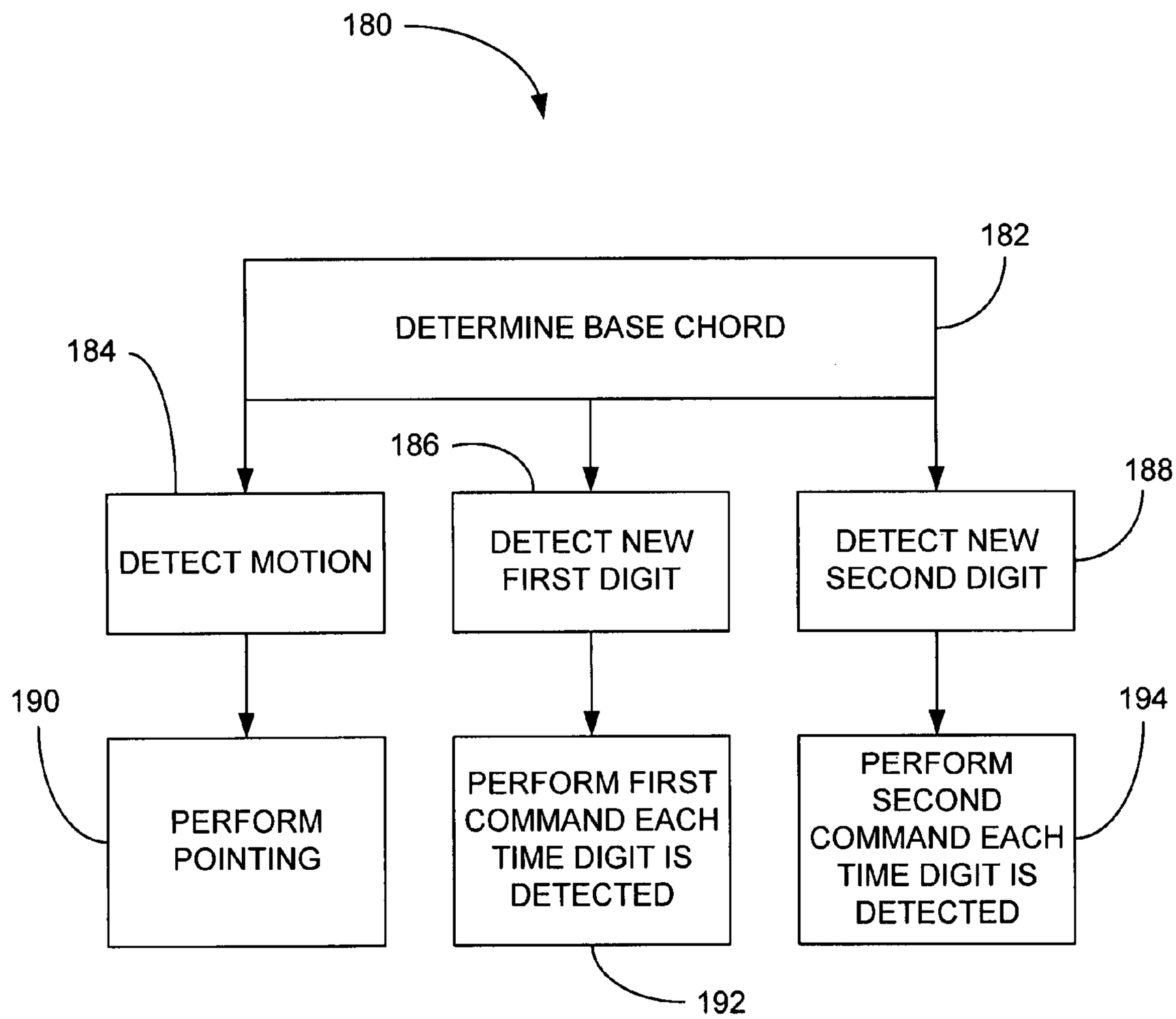
180
182
DETERMINE BASE CHORD
184
186
188
DETECT MOTION
DETECT NEW FIRST DIGIT
DETECT NEW SECOND DIGIT
190
194
PERFORM POINTING
PERFORM FIRST COMMAND EACH TIME DIGIT IS DETECTED
PERFORM SECOND COMMAND EACH TIME DIGIT IS DETECTED
192

FIG. 9

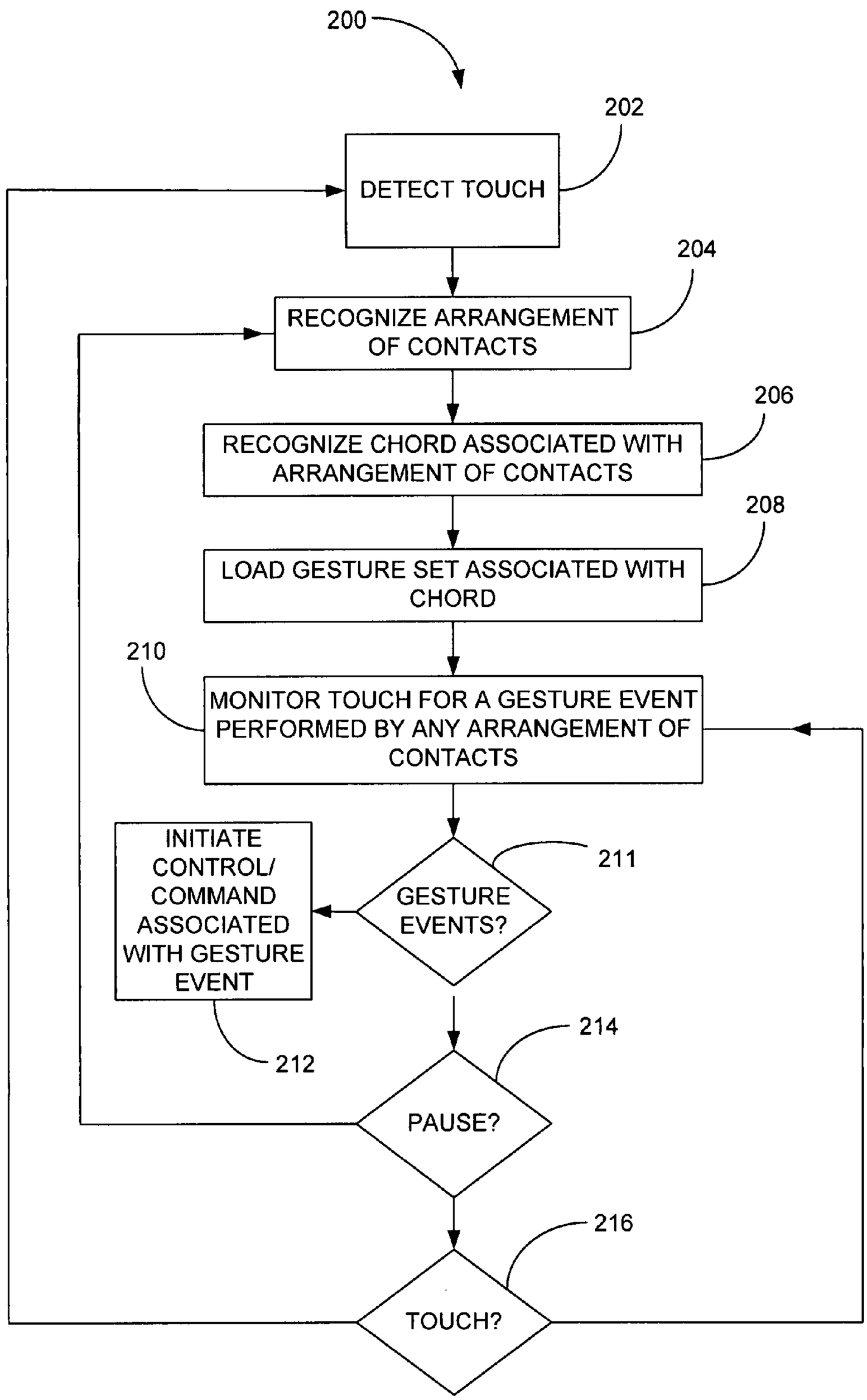
200
202
DETECT TOUCH
204
RECOGNIZE ARRANGEMENT OF CONTACTS
206
RECOGNIZE CHORD ASSOCIATED WITH ARRANGEMENT OF CONTACTS
208
LOAD GESTURE SET ASSOCIATED WITH CHORD
210
MONITOR TOUCH FOR A GESTURE EVENT PERFORMED BY ANY ARRANGEMENT OF CONTACTS
INITIATE CONTROL/ COMMAND ASSOCIATED WITH GESTURE EVENT
211
GESTURE EVENTS?
212
214
PAUSE?
216
TOUCH?

FIG. 10

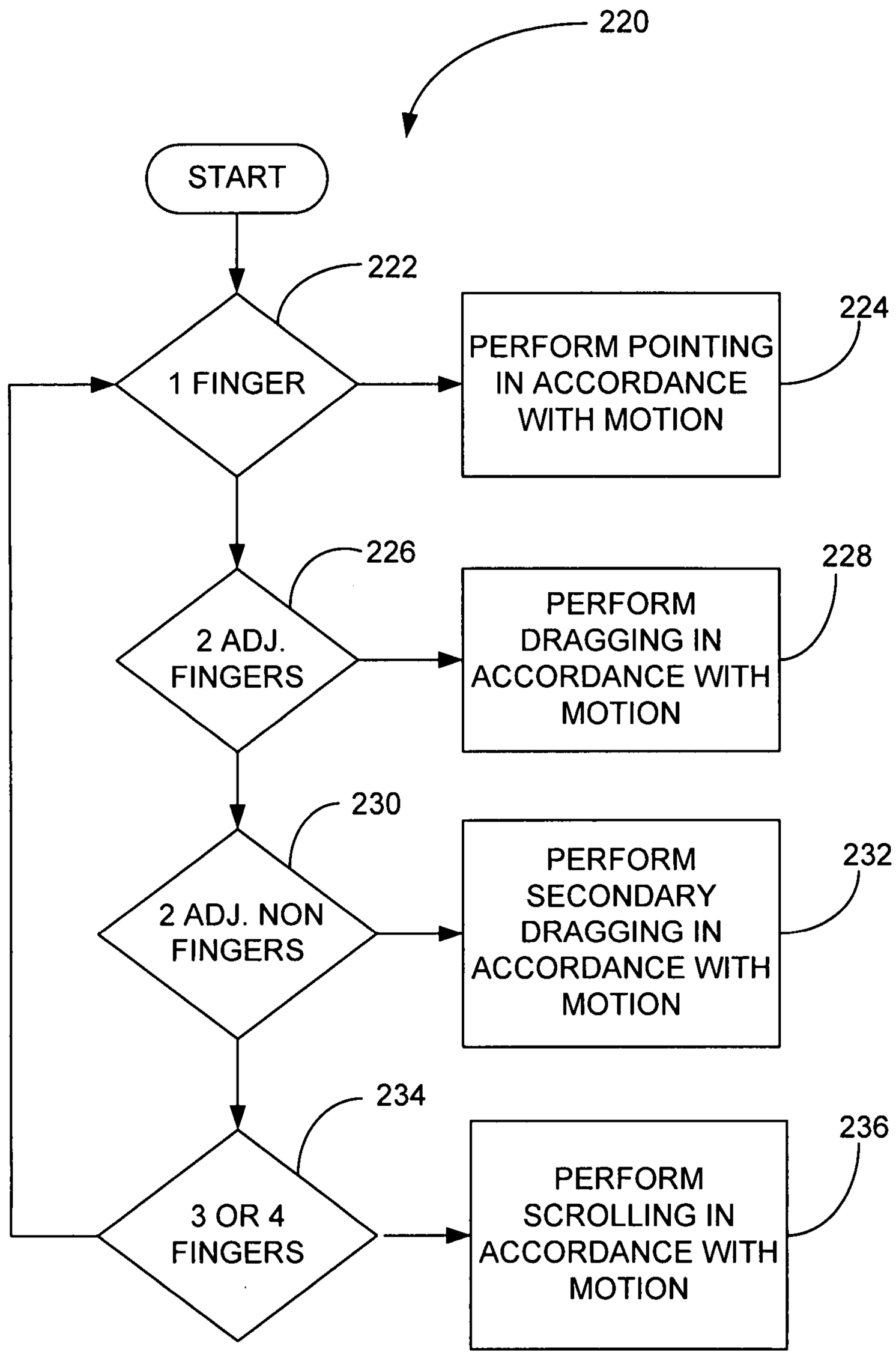
220
START
222
1 FINGER
PERFORM POINTING IN ACCORDANCE WITH MOTION
224
226
2 ADJ. FINGERS
PERFORM DRAGGING IN ACCORDANCE WITH MOTION
228
230
2 ADJ. NON FINGERS
PERFORM SECONDARY DRAGGING IN ACCORDANCE WITH MOTION
232
234
3 OR 4 FINGERS
PERFORM SCROLLING IN ACCORDANCE WITH MOTION
236

FIG. 11

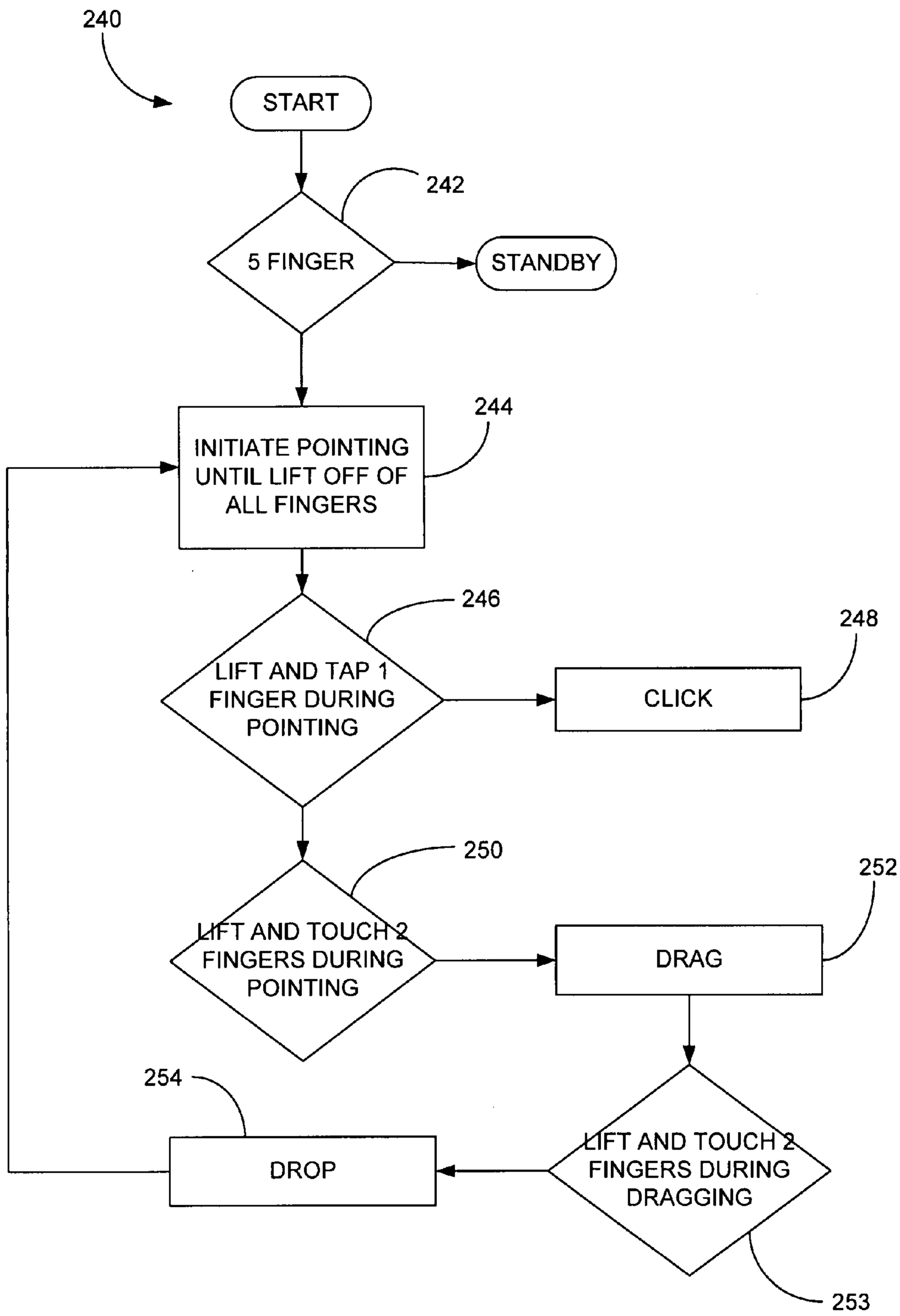
240
START
242
5 FINGER
STANDBY
244
INITIATE POINTING UNTIL LIFT OFF OF ALL FINGERS
246
LIFT AND TAP 1 FINGER DURING POINTING
248
CLICK
250
LIFT AND TOUCH 2 FINGERS DURING POINTING
252
DRAG
254
DROP
LIFT AND TOUCH 2 FINGERS DURING DRAGGING
253

FIG. 12

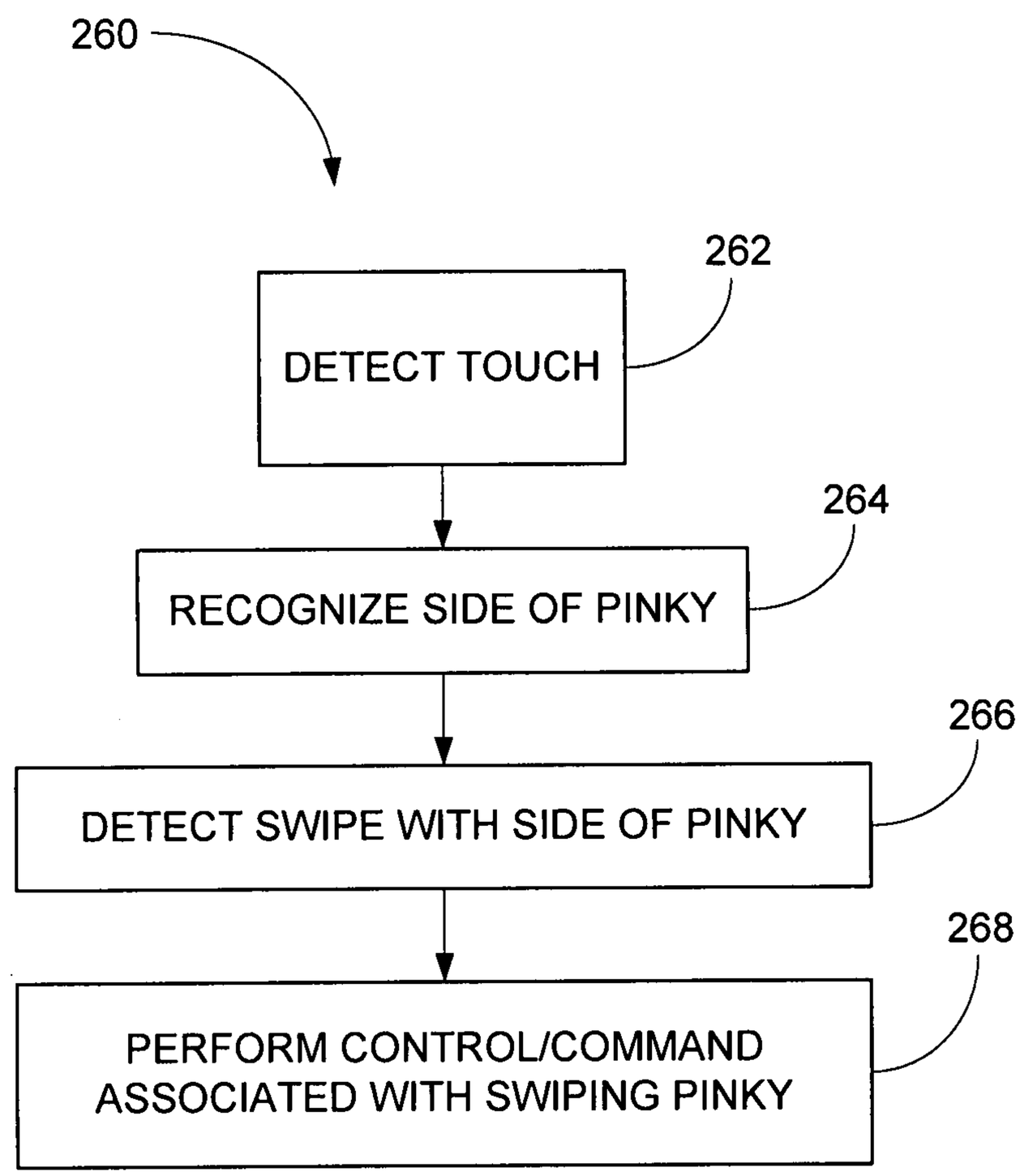
260
262
DETECT TOUCH
264
RECOGNIZE SIDE OF PINKY
266
DETECT SWIPE WITH SIDE OF PINKY
268
PERFORM CONTROL/COMMAND ASSOCIATED WITH SWIPING PINKY

FIG. 13

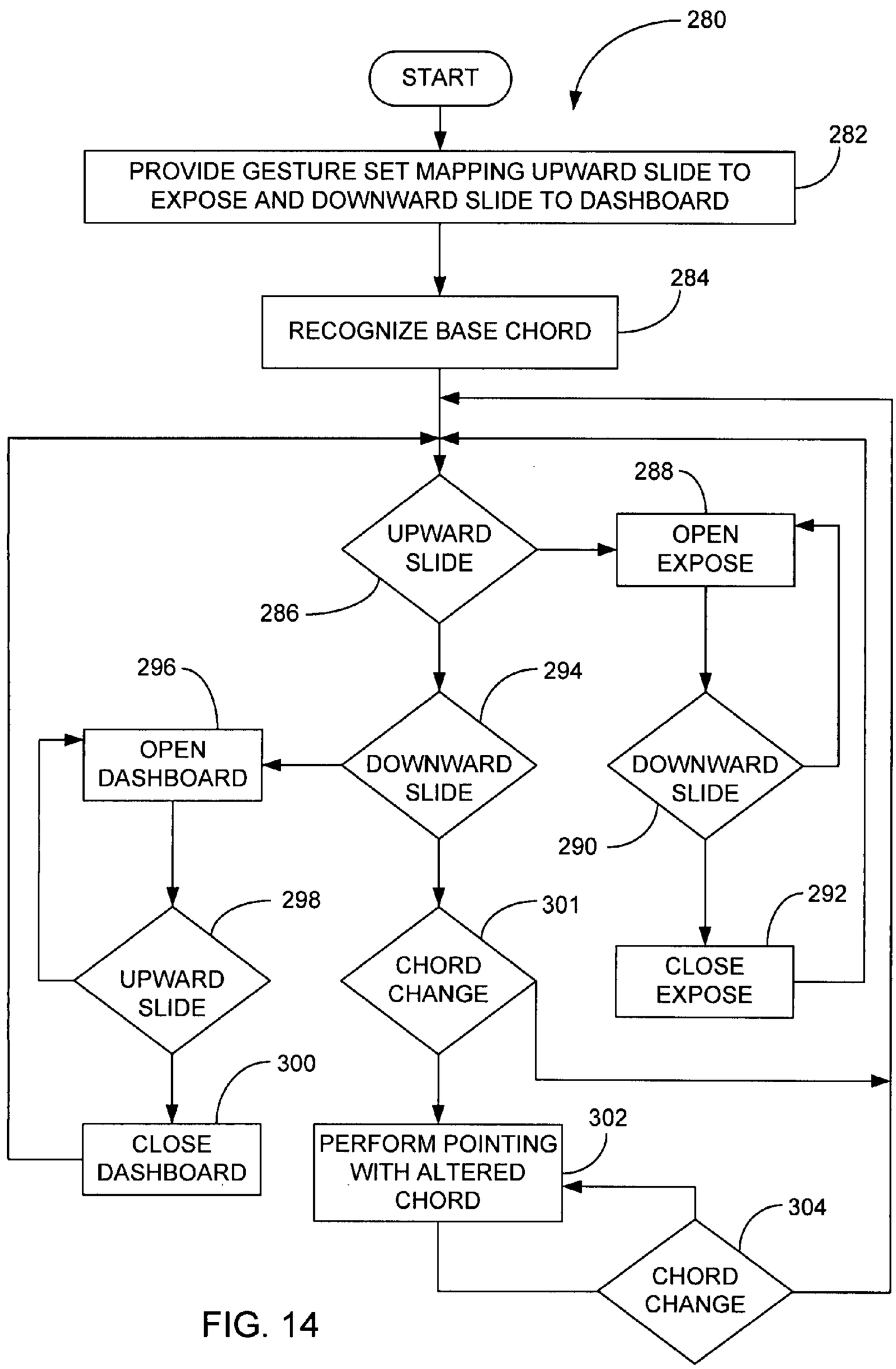
280
START
282
PROVIDE GESTURE SET MAPPING UPWARD SLIDE TO EXPOSE AND DOWNWARD SLIDE TO DASHBOARD
284
RECOGNIZE BASE CHORD
288
UPWARD SLIDE
OPEN EXPOSE
286
296
294
OPEN DASHBOARD
DOWNWARD SLIDE
DOWNWARD SLIDE
290
298
301
292
UPWARD SLIDE
CHORD CHANGE
CLOSE EXPOSE
300
302
CLOSE DASHBOARD
PERFORM POINTING WITH ALTERED CHORD
304
CHORD CHANGE

FIG. 14

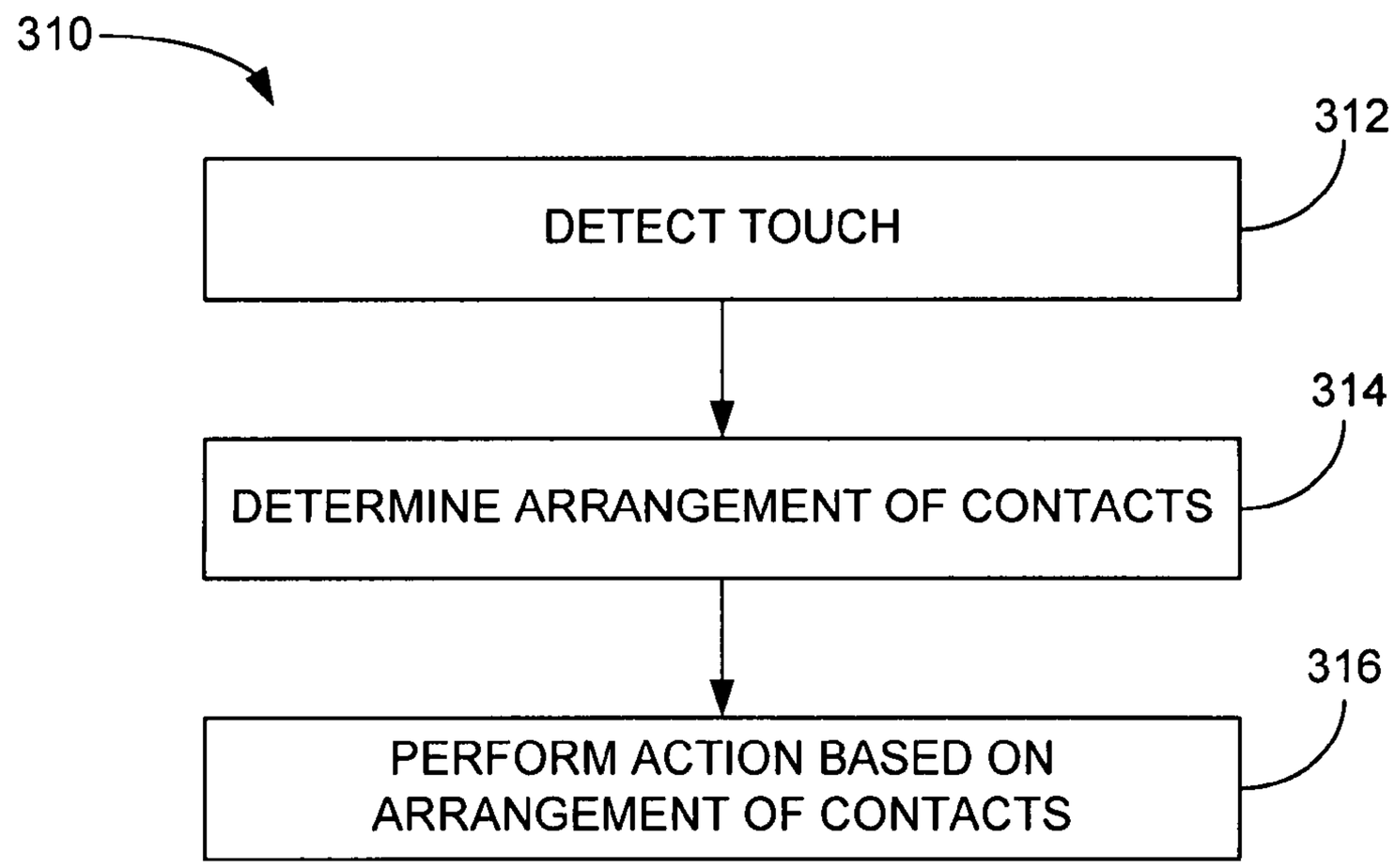
310
312
DETECT TOUCH
314
DETERMINE ARRANGEMENT OF CONTACTS
316
PERFORM ACTION BASED ON ARRANGEMENT OF CONTACTS

FIG. 15

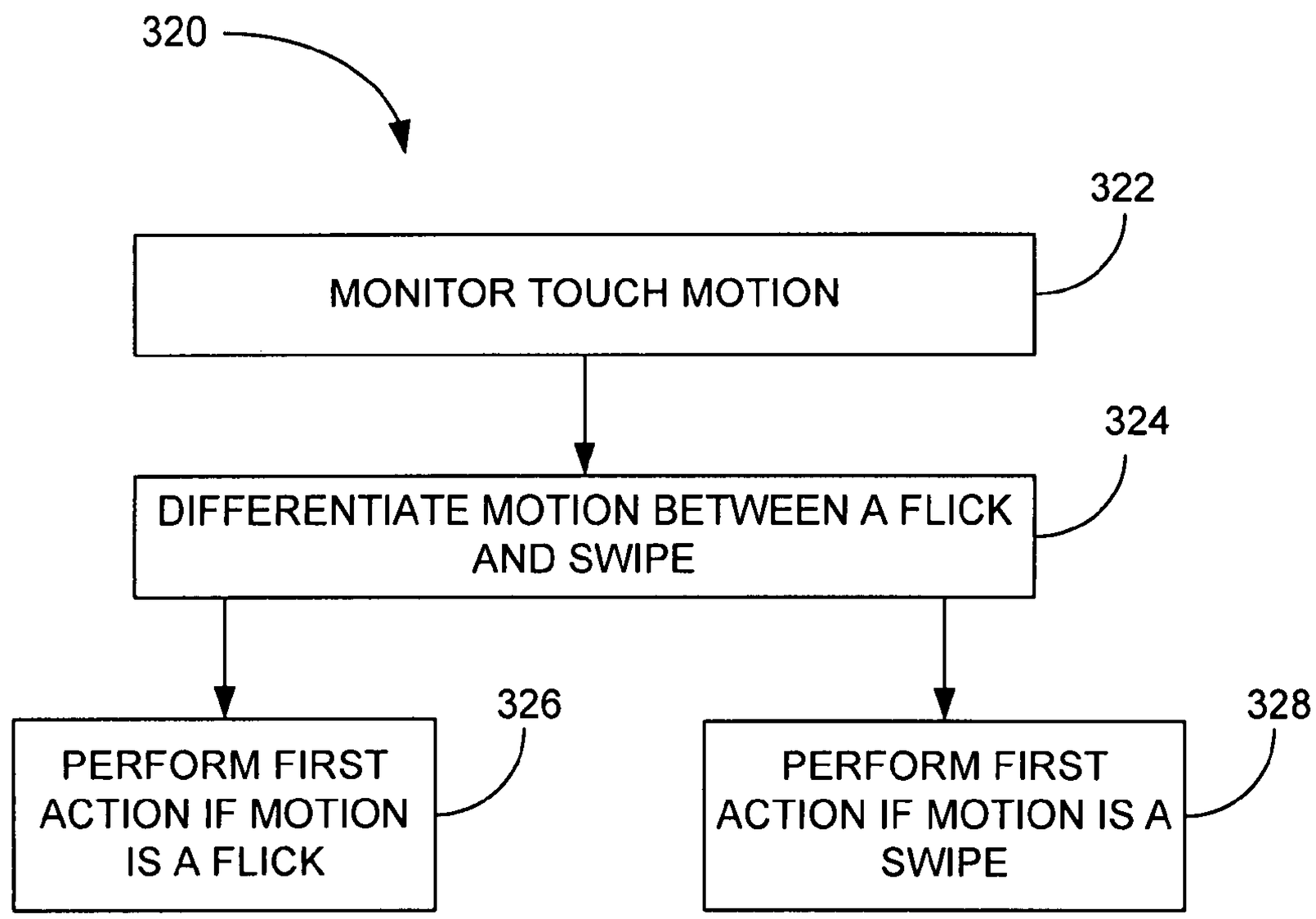
320
322
MONITOR TOUCH MOTION
324
DIFFERENTIATE MOTION BETWEEN A FLICK AND SWIPE
326
PERFORM FIRST ACTION IF MOTION IS A FLICK
328
PERFORM FIRST ACTION IF MOTION IS A SWIPE

FIG. 16

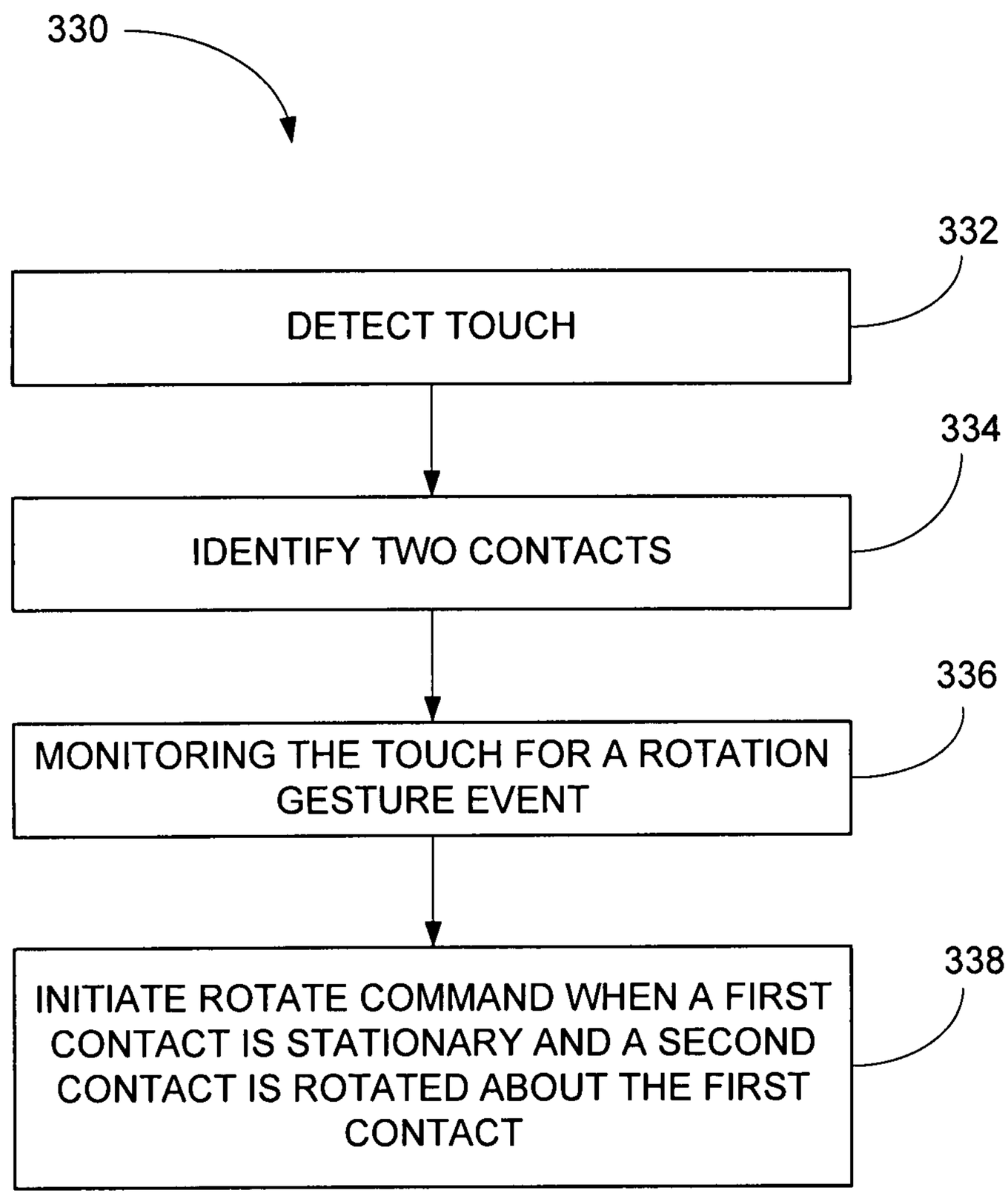
330
332
DETECT TOUCH
334
IDENTIFY TWO CONTACTS
336
MONITORING THE TOUCH FOR A ROTATION GESTURE EVENT
338
INITIATE ROTATE COMMAND WHEN A FIRST CONTACT IS STATIONARY AND A SECOND CONTACT IS ROTATED ABOUT THE FIRST CONTACT

FIG. 17

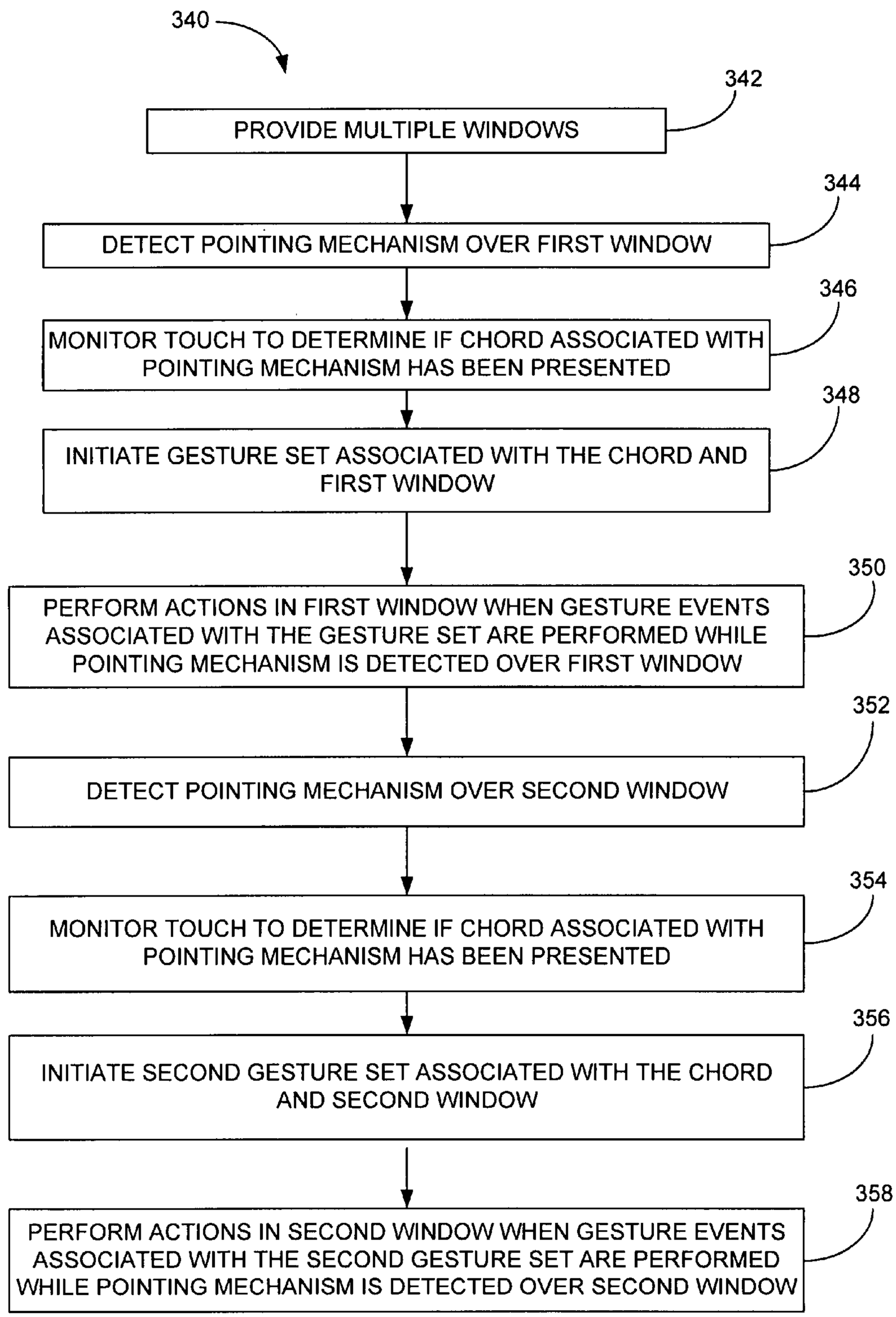
340
342
PROVIDE MULTIPLE WINDOWS
344
DETECT POINTING MECHANISM OVER FIRST WINDOW
346
MONITOR TOUCH TO DETERMINE IF CHORD ASSOCIATED WITH POINTING MECHANISM HAS BEEN PRESENTED
348
INITIATE GESTURE SET ASSOCIATED WITH THE CHORD AND FIRST WINDOW
350
PERFORM ACTIONS IN FIRST WINDOW WHEN GESTURE EVENTS ASSOCIATED WITH THE GESTURE SET ARE PERFORMED WHILE POINTING MECHANISM IS DETECTED OVER FIRST WINDOW
352
DETECT POINTING MECHANISM OVER SECOND WINDOW
354
MONITOR TOUCH TO DETERMINE IF CHORD ASSOCIATED WITH POINTING MECHANISM HAS BEEN PRESENTED
356
INITIATE SECOND GESTURE SET ASSOCIATED WITH THE CHORD AND SECOND WINDOW
358
PERFORM ACTIONS IN SECOND WINDOW WHEN GESTURE EVENTS ASSOCIATED WITH THE SECOND GESTURE SET ARE PERFORMED WHILE POINTING MECHANISM IS DETECTED OVER SECOND WINDOW

FIG. 18

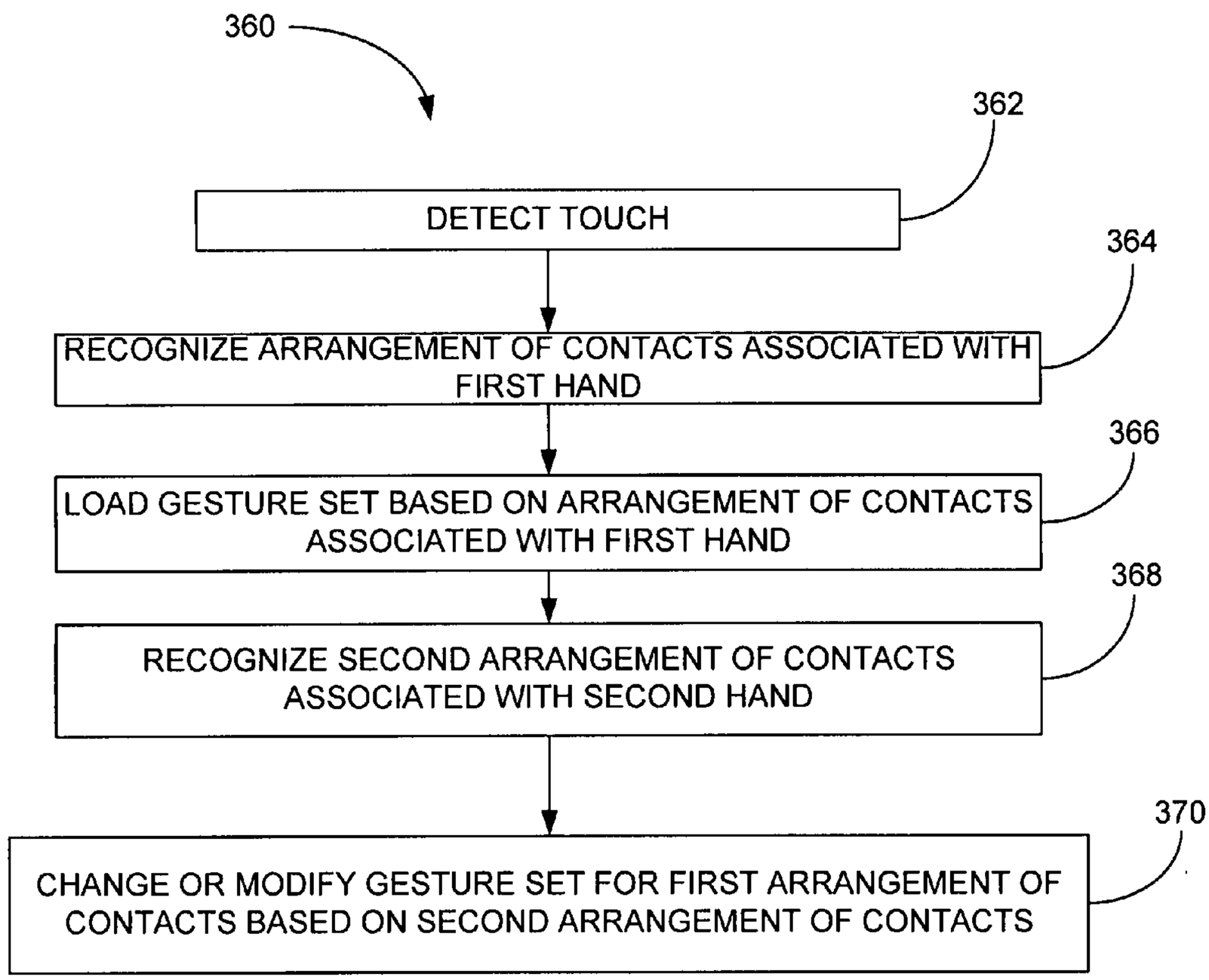
360
362
DETECT TOUCH
364
RECOGNIZE ARRANGEMENT OF CONTACTS ASSOCIATED WITH FIRST HAND
366
LOAD GESTURE SET BASED ON ARRANGEMENT OF CONTACTS ASSOCIATED WITH FIRST HAND
368
RECOGNIZE SECOND ARRANGEMENT OF CONTACTS ASSOCIATED WITH SECOND HAND
370
CHANGE OR MODIFY GESTURE SET FOR FIRST ARRANGEMENT OF CONTACTS BASED ON SECOND ARRANGEMENT OF CONTACTS

FIG. 19

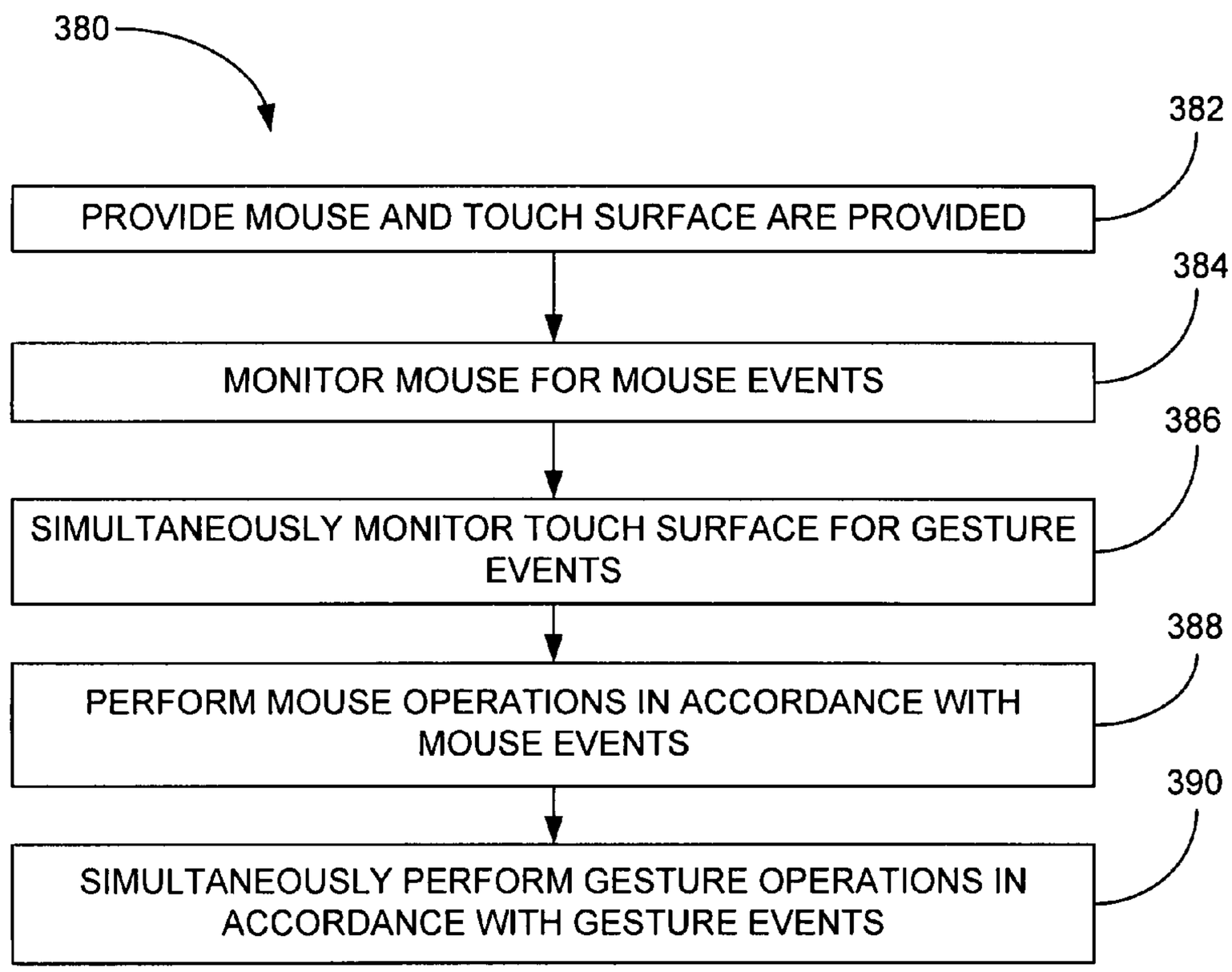
380
382
PROVIDE MOUSE AND TOUCH SURFACE ARE PROVIDED
384
MONITOR MOUSE FOR MOUSE EVENTS
386
SIMULTANEOUSLY MONITOR TOUCH SURFACE FOR GESTURE EVENTS
388
PERFORM MOUSE OPERATIONS IN ACCORDANCE WITH MOUSE EVENTS
390
SIMULTANEOUSLY PERFORM GESTURE OPERATIONS IN ACCORDANCE WITH GESTURE EVENTS

FIG. 20

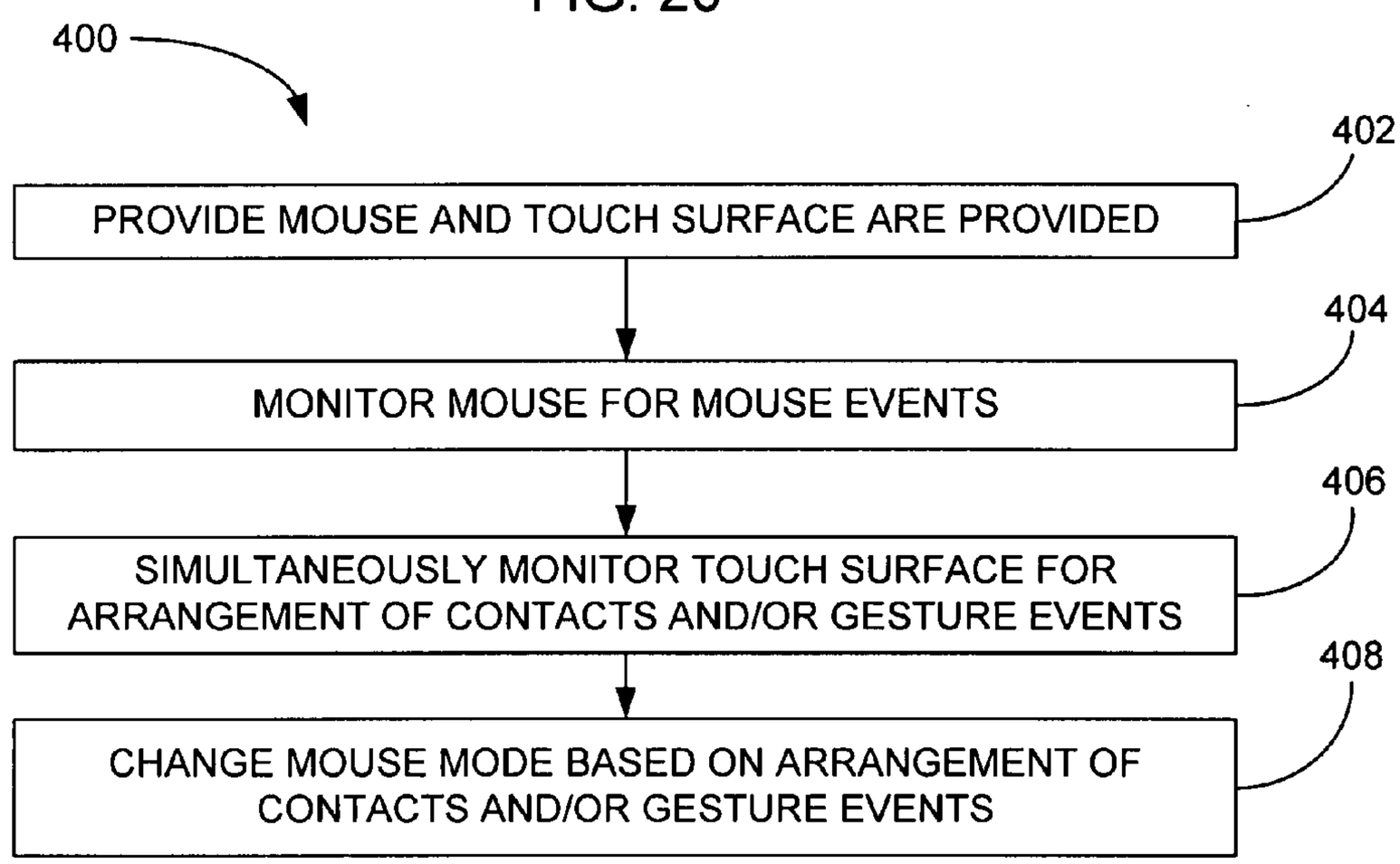
400
402
PROVIDE MOUSE AND TOUCH SURFACE ARE PROVIDED
404
MONITOR MOUSE FOR MOUSE EVENTS
406
SIMULTANEOUSLY MONITOR TOUCH SURFACE FOR ARRANGEMENT OF CONTACTS AND/OR GESTURE EVENTS
408
CHANGE MOUSE MODE BASED ON ARRANGEMENT OF CONTACTS AND/OR GESTURE EVENTS

FIG. 21

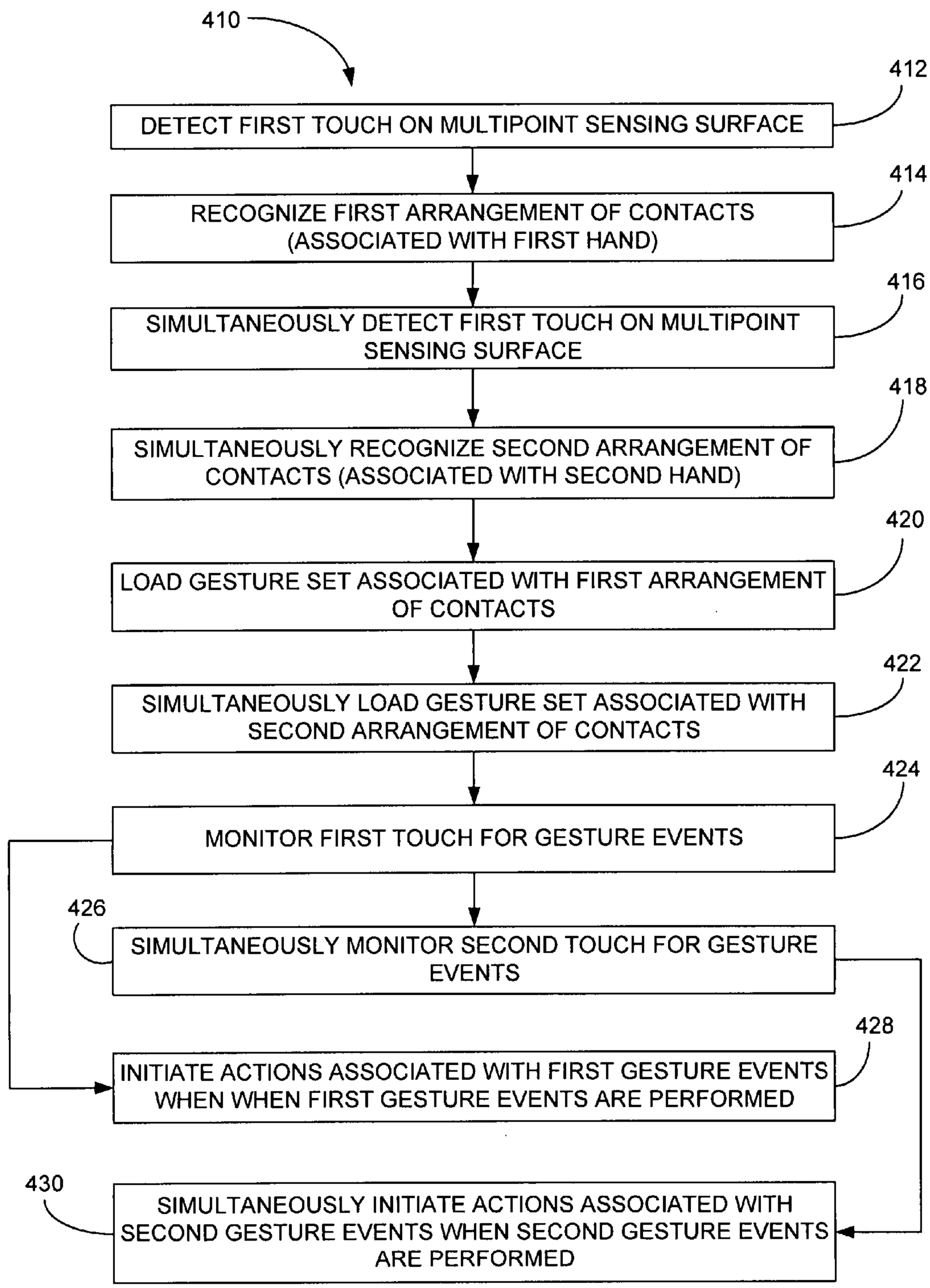
410
412
DETECT FIRST TOUCH ON MULTIPOINT SENSING SURFACE
414
RECOGNIZE FIRST ARRANGEMENT OF CONTACTS (ASSOCIATED WITH FIRST HAND)
416
SIMULTANEOUSLY DETECT FIRST TOUCH ON MULTIPOINT SENSING SURFACE
418
SIMULTANEOUSLY RECOGNIZE SECOND ARRANGEMENT OF CONTACTS (ASSOCIATED WITH SECOND HAND)
420
LOAD GESTURE SET ASSOCIATED WITH FIRST ARRANGEMENT OF CONTACTS
422
SIMULTANEOUSLY LOAD GESTURE SET ASSOCIATED WITH SECOND ARRANGEMENT OF CONTACTS
424
MONITOR FIRST TOUCH FOR GESTURE EVENTS
426
SIMULTANEOUSLY MONITOR SECOND TOUCH FOR GESTURE EVENTS
428
INITIATE ACTIONS ASSOCIATED WITH FIRST GESTURE EVENTS WHEN WHEN FIRST GESTURE EVENTS ARE PERFORMED
430
SIMULTANEOUSLY INITIATE ACTIONS ASSOCIATED WITH SECOND GESTURE EVENTS WHEN SECOND GESTURE EVENTS ARE PERFORMED

FIG. 22

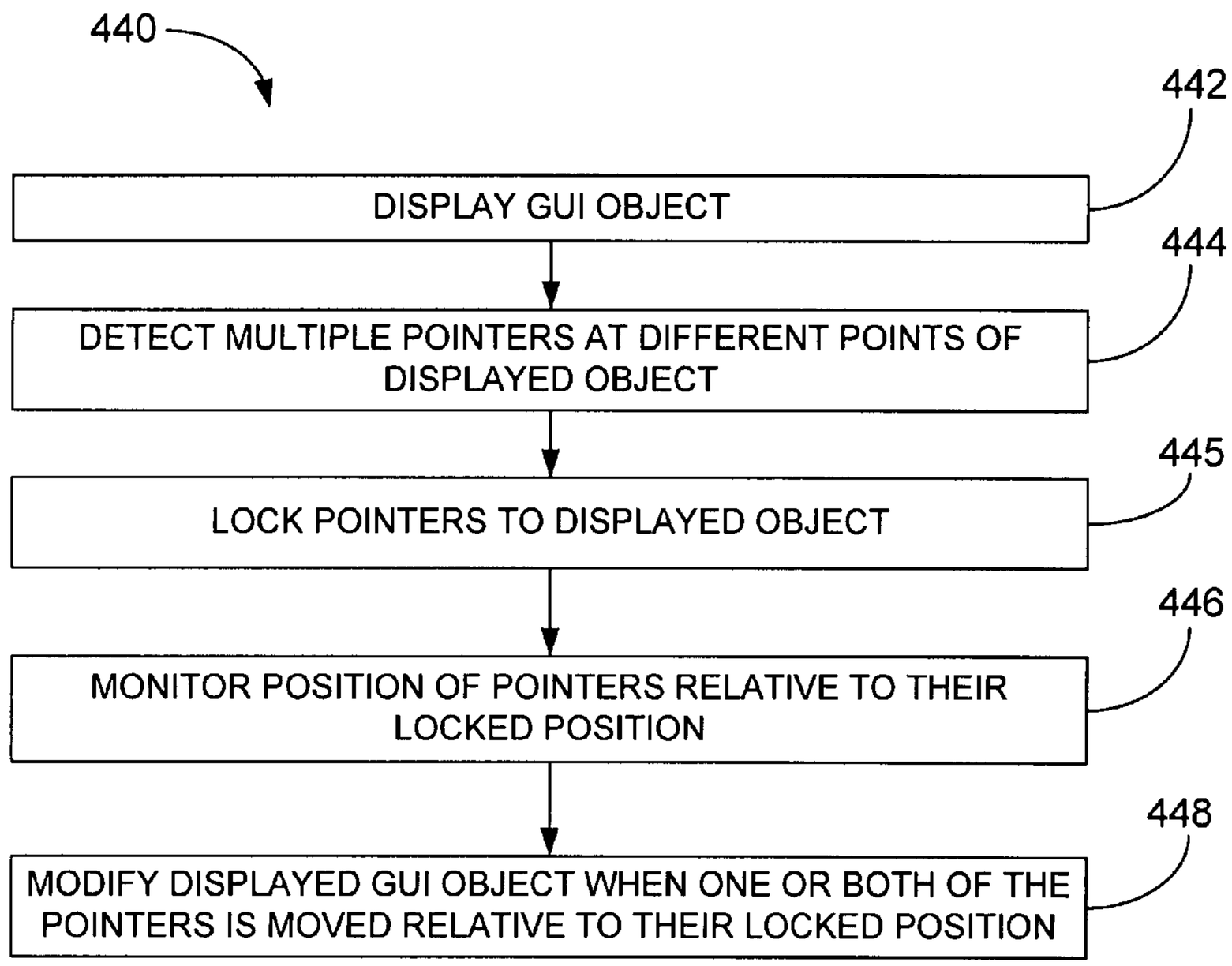
440
442
DISPLAY GUI OBJECT
444
DETECT MULTIPLE POINTERS AT DIFFERENT POINTS OF DISPLAYED OBJECT
445
LOCK POINTERS TO DISPLAYED OBJECT
446
MONITOR POSITION OF POINTERS RELATIVE TO THEIR LOCKED POSITION
448
MODIFY DISPLAYED GUI OBJECT WHEN ONE OR BOTH OF THE POINTERS IS MOVED RELATIVE TO THEIR LOCKED POSITION

FIG. 23

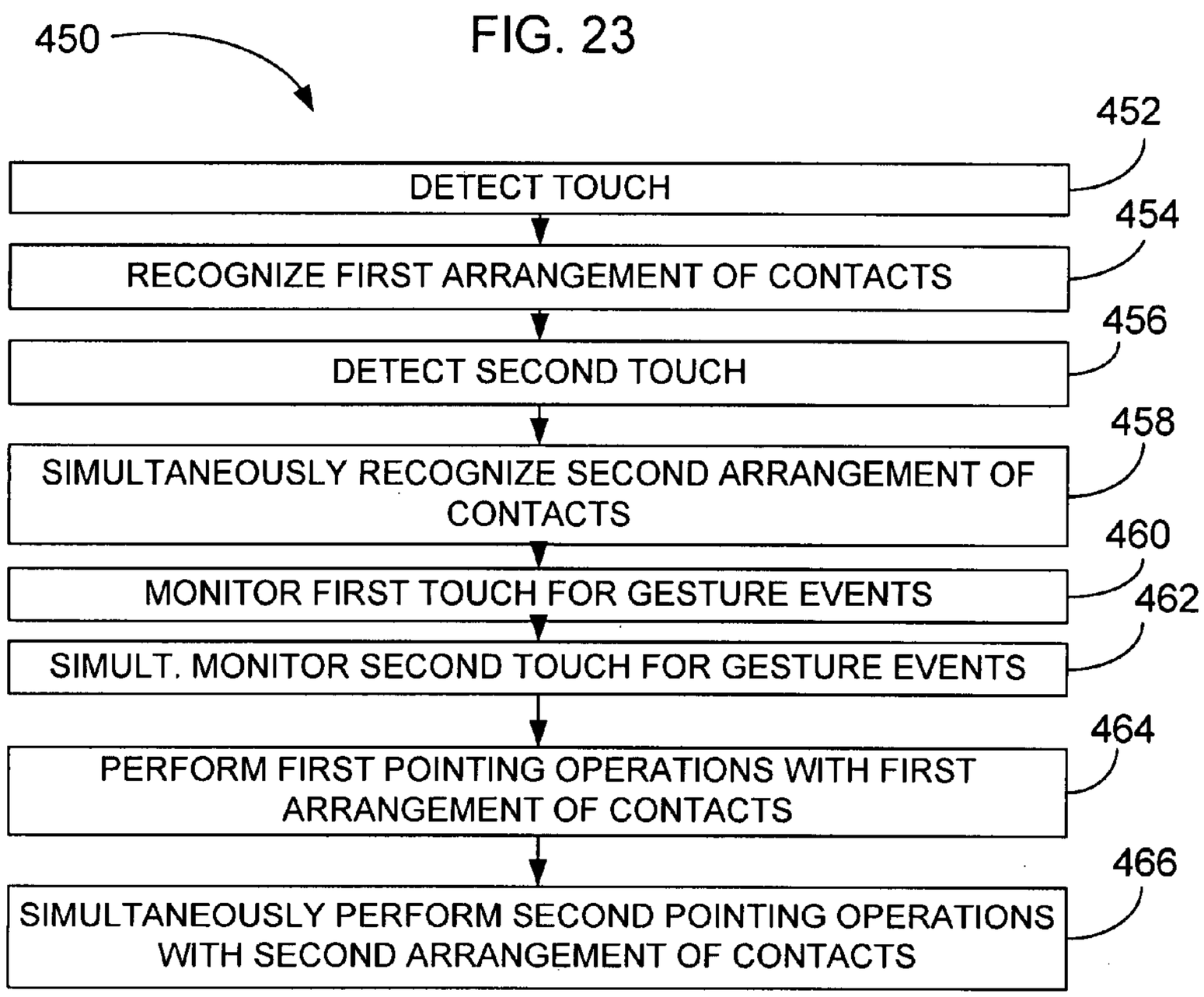
450
452
DETECT TOUCH
454
RECOGNIZE FIRST ARRANGEMENT OF CONTACTS
456
DETECT SECOND TOUCH
458
SIMULTANEOUSLY RECOGNIZE SECOND ARRANGEMENT OF CONTACTS
460
MONITOR FIRST TOUCH FOR GESTURE EVENTS
462
SIMULT. MONITOR SECOND TOUCH FOR GESTURE EVENTS
464
PERFORM FIRST POINTING OPERATIONS WITH FIRST ARRANGEMENT OF CONTACTS
466
SIMULTANEOUSLY PERFORM SECOND POINTING OPERATIONS WITH SECOND ARRANGEMENT OF CONTACTS

FIG. 24

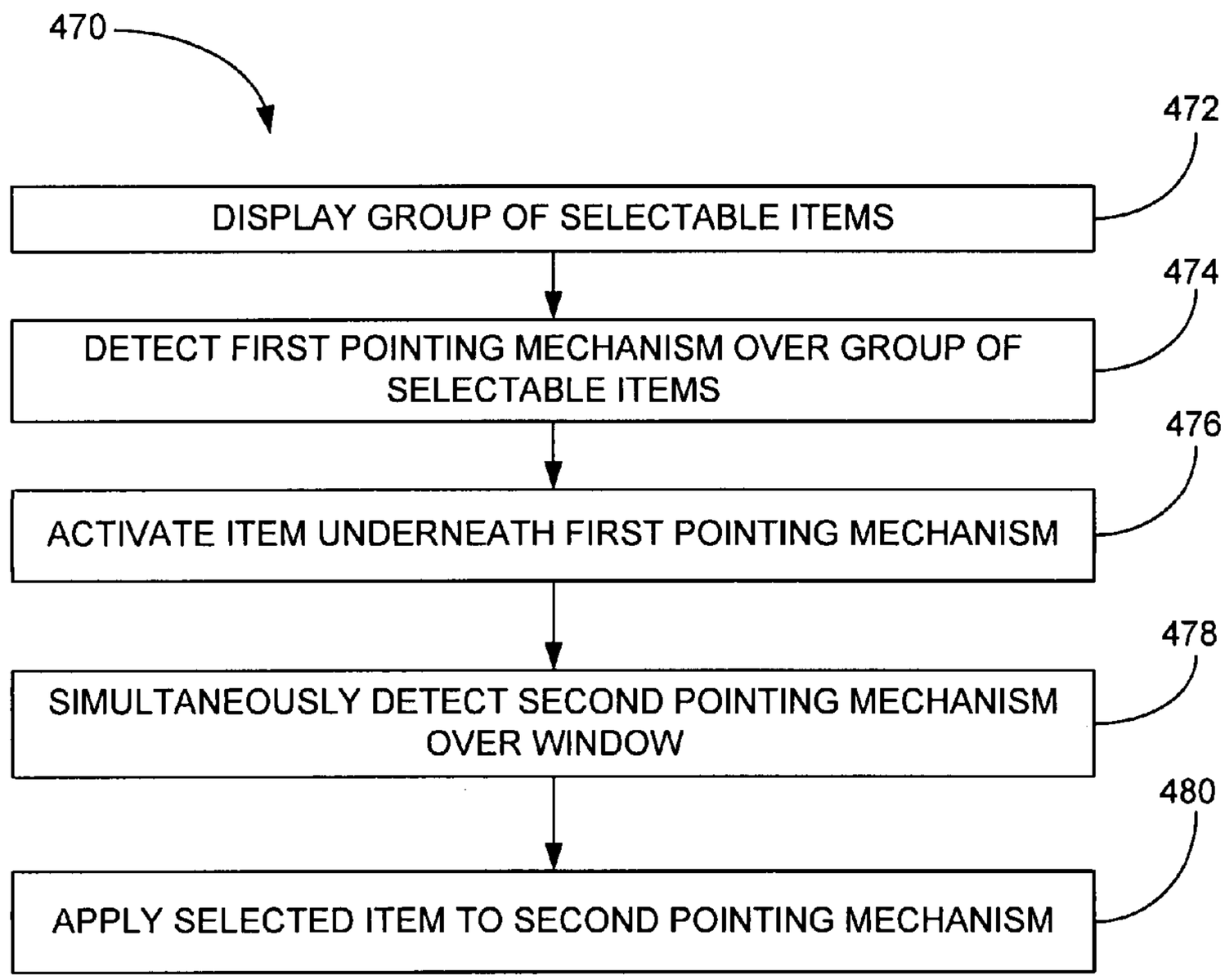
470
472
DISPLAY GROUP OF SELECTABLE ITEMS
474
DETECT FIRST POINTING MECHANISM OVER GROUP OF SELECTABLE ITEMS
476
ACTIVATE ITEM UNDERNEATH FIRST POINTING MECHANISM
478
SIMULTANEOUSLY DETECT SECOND POINTING MECHANISM OVER WINDOW
480
APPLY SELECTED ITEM TO SECOND POINTING MECHANISM

FIG. 25

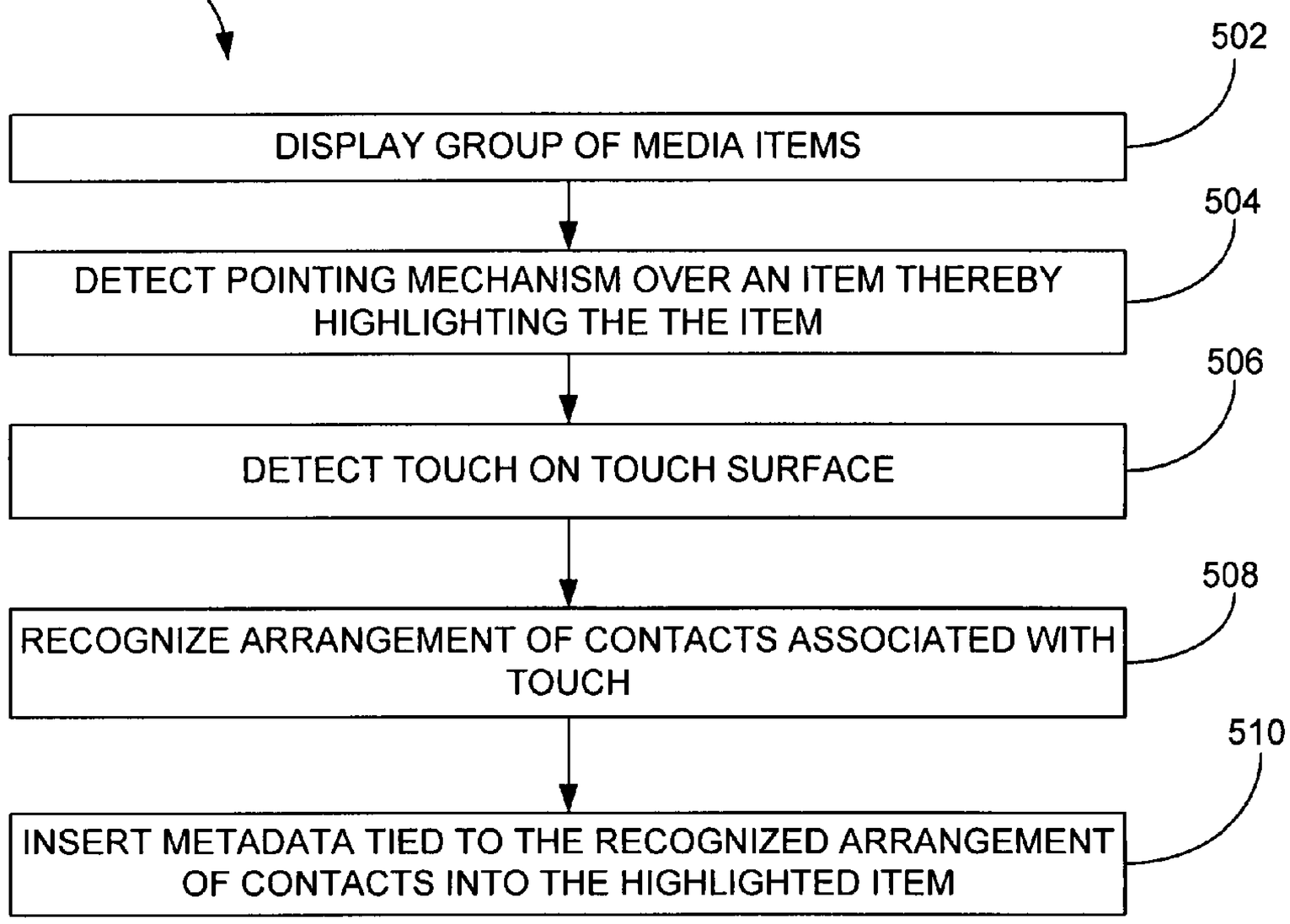
500
502
DISPLAY GROUP OF MEDIA ITEMS
504
DETECT POINTING MECHANISM OVER AN ITEM THEREBY HIGHLIGHTING THE THE ITEM
506
DETECT TOUCH ON TOUCH SURFACE
508
RECOGNIZE ARRANGEMENT OF CONTACTS ASSOCIATED WITH TOUCH
510
INSERT METADATA TIED TO THE RECOGNIZED ARRANGEMENT OF CONTACTS INTO THE HIGHLIGHTED ITEM

FIG. 26

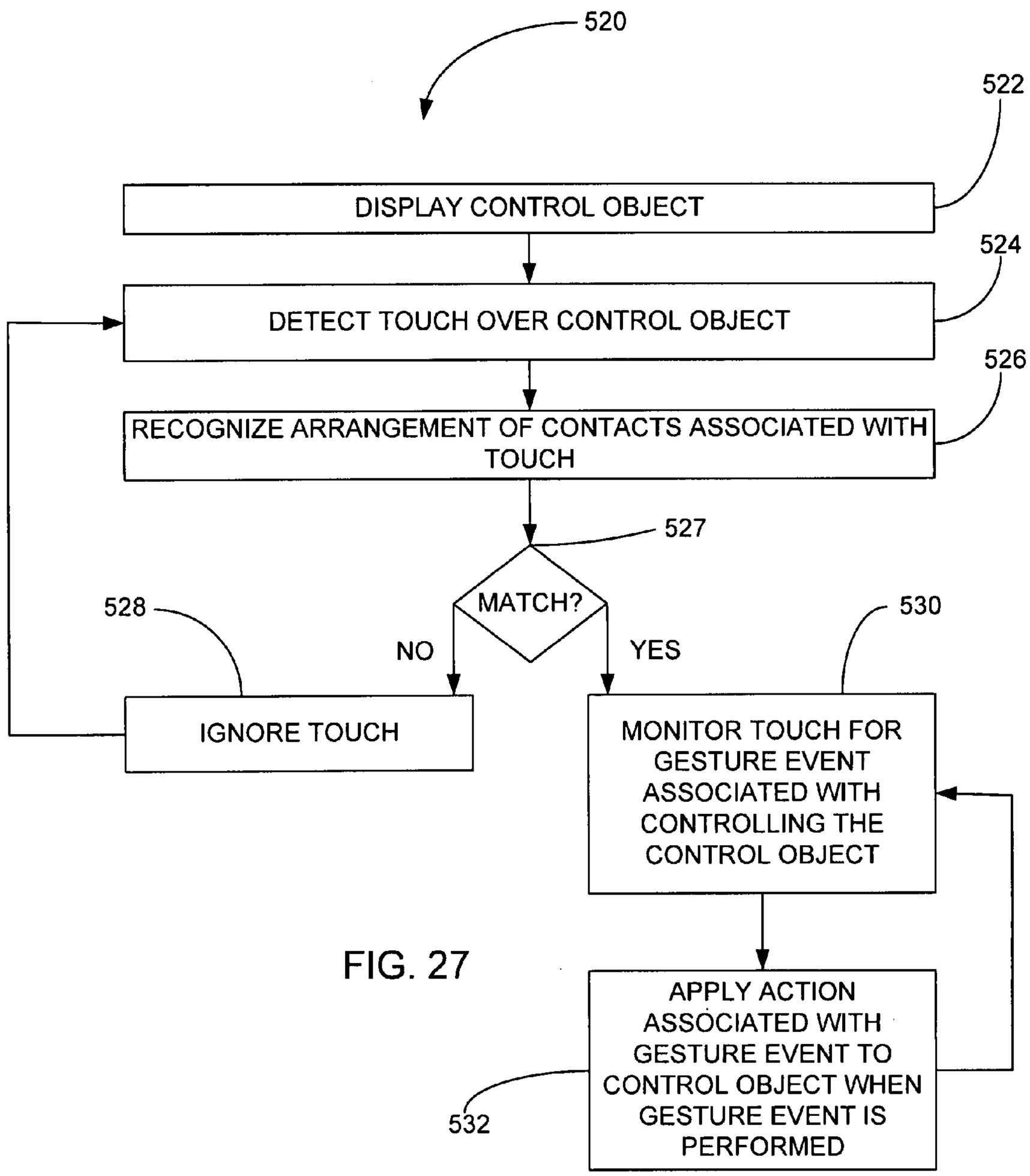
520
522
DISPLAY CONTROL OBJECT
524
DETECT TOUCH OVER CONTROL OBJECT
526
RECOGNIZE ARRANGEMENT OF CONTACTS ASSOCIATED WITH TOUCH
527
MATCH?
NO
YES
528
IGNORE TOUCH
530
MONITOR TOUCH FOR GESTURE EVENT ASSOCIATED WITH CONTROLLING THE CONTROL OBJECT
APPLY ACTION ASSOCIATED WITH GESTURE EVENT TO CONTROL OBJECT WHEN GESTURE EVENT IS PERFORMED
532

FIG. 27

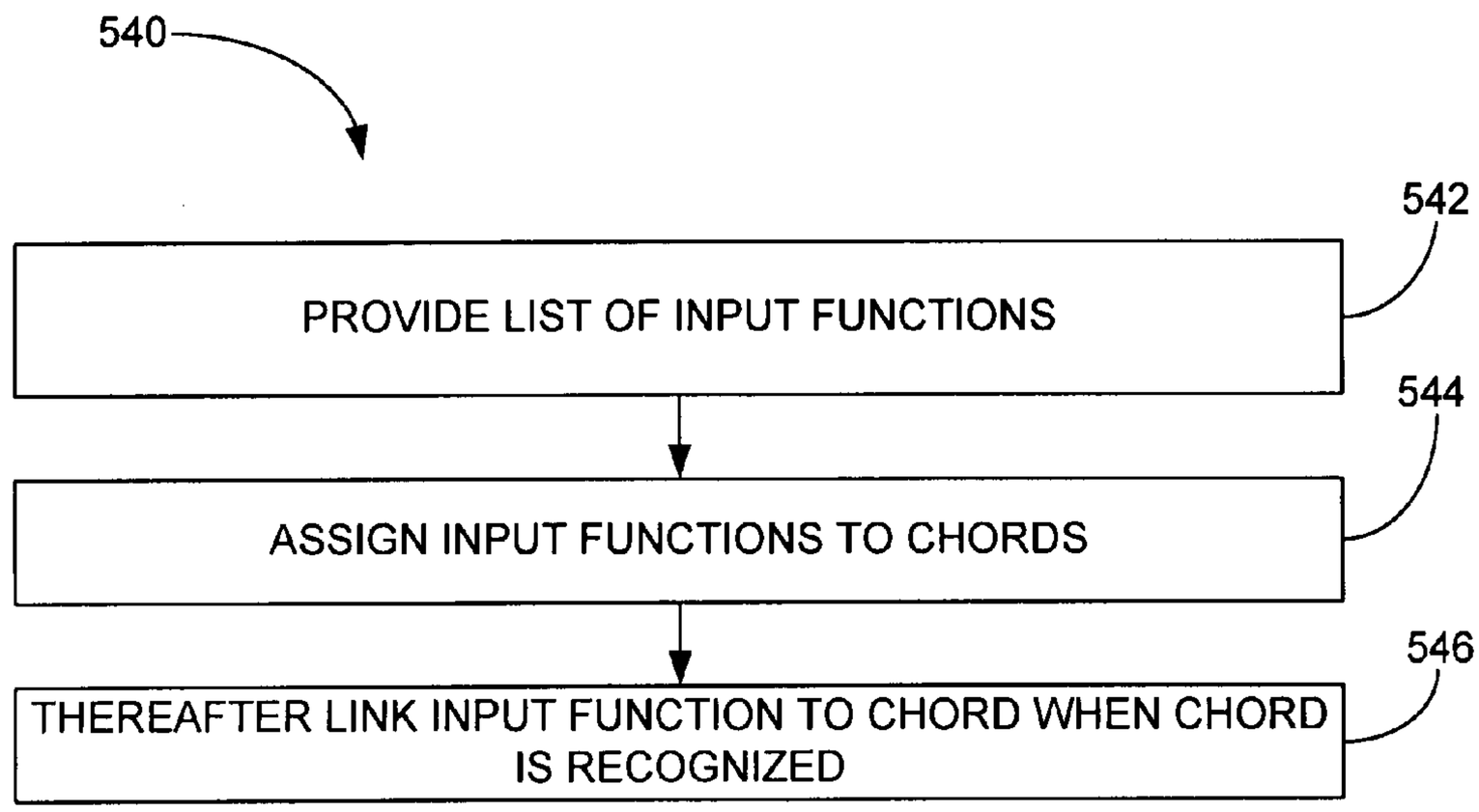
540
542
PROVIDE LIST OF INPUT FUNCTIONS
544
ASSIGN INPUT FUNCTIONS TO CHORDS
546
THEREAFTER LINK INPUT FUNCTION TO CHORD WHEN CHORD IS RECOGNIZED

FIG. 28

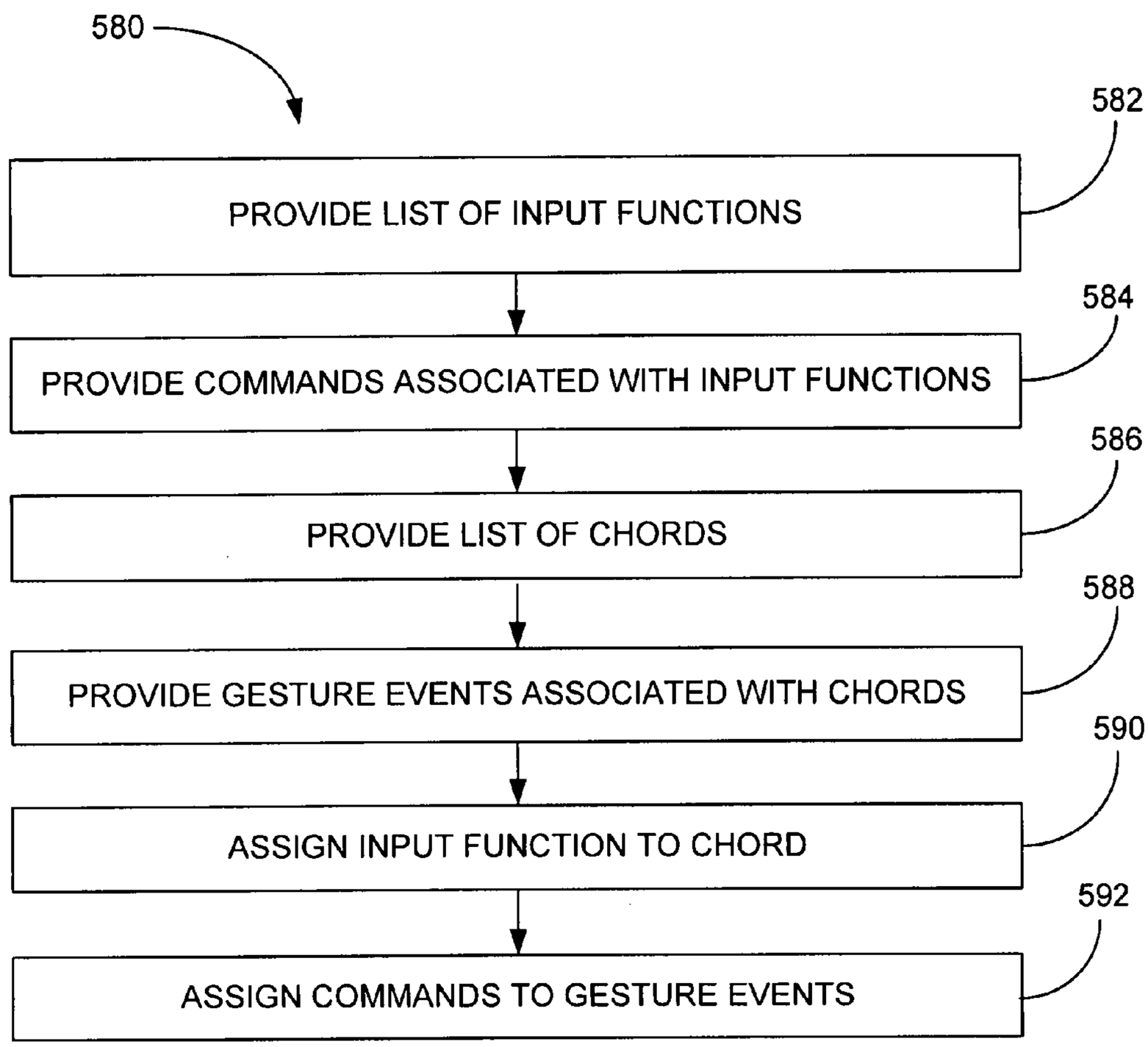
580
582
PROVIDE LIST OF INPUT FUNCTIONS
584
PROVIDE COMMANDS ASSOCIATED WITH INPUT FUNCTIONS
586
PROVIDE LIST OF CHORDS
588
PROVIDE GESTURE EVENTS ASSOCIATED WITH CHORDS
590
ASSIGN INPUT FUNCTION TO CHORD
592
ASSIGN COMMANDS TO GESTURE EVENTS

FIG. 30

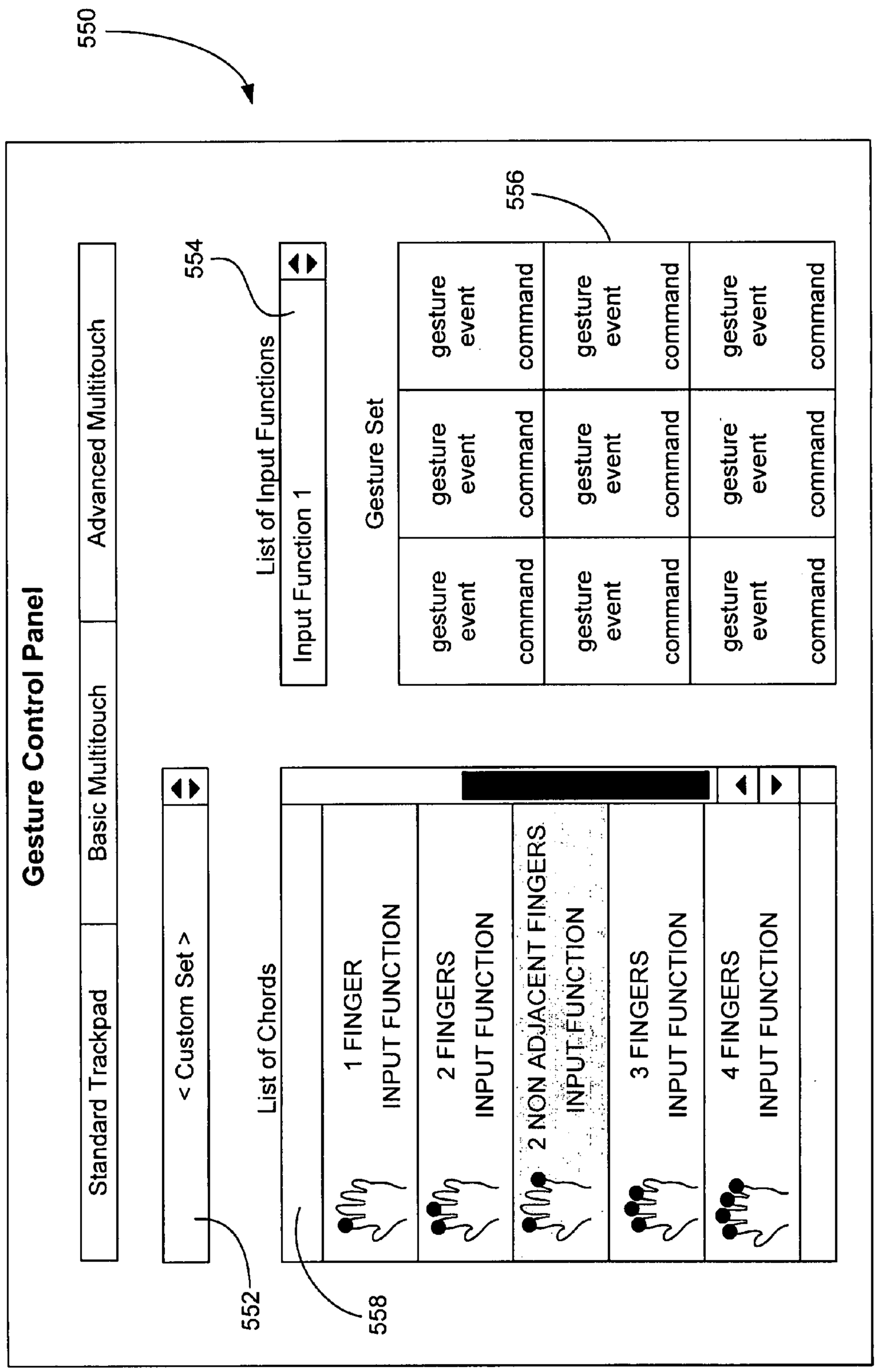
550
Gesture Control Panel
Standard Trackpad
Basic Multitouch
Advanced Multitouch
< Custom Set >
552
List of Chords
558
1 FINGER
INPUT FUNCTION
2 FINGERS
INPUT FUNCTION
2 NON ADJACENT FINGERS
INPUT FUNCTION
3 FINGERS
INPUT FUNCTION
4 FINGERS
INPUT FUNCTION
554
List of Input Functions
Input Function 1
556
Gesture Set
gesture event
command

FIG. 29A

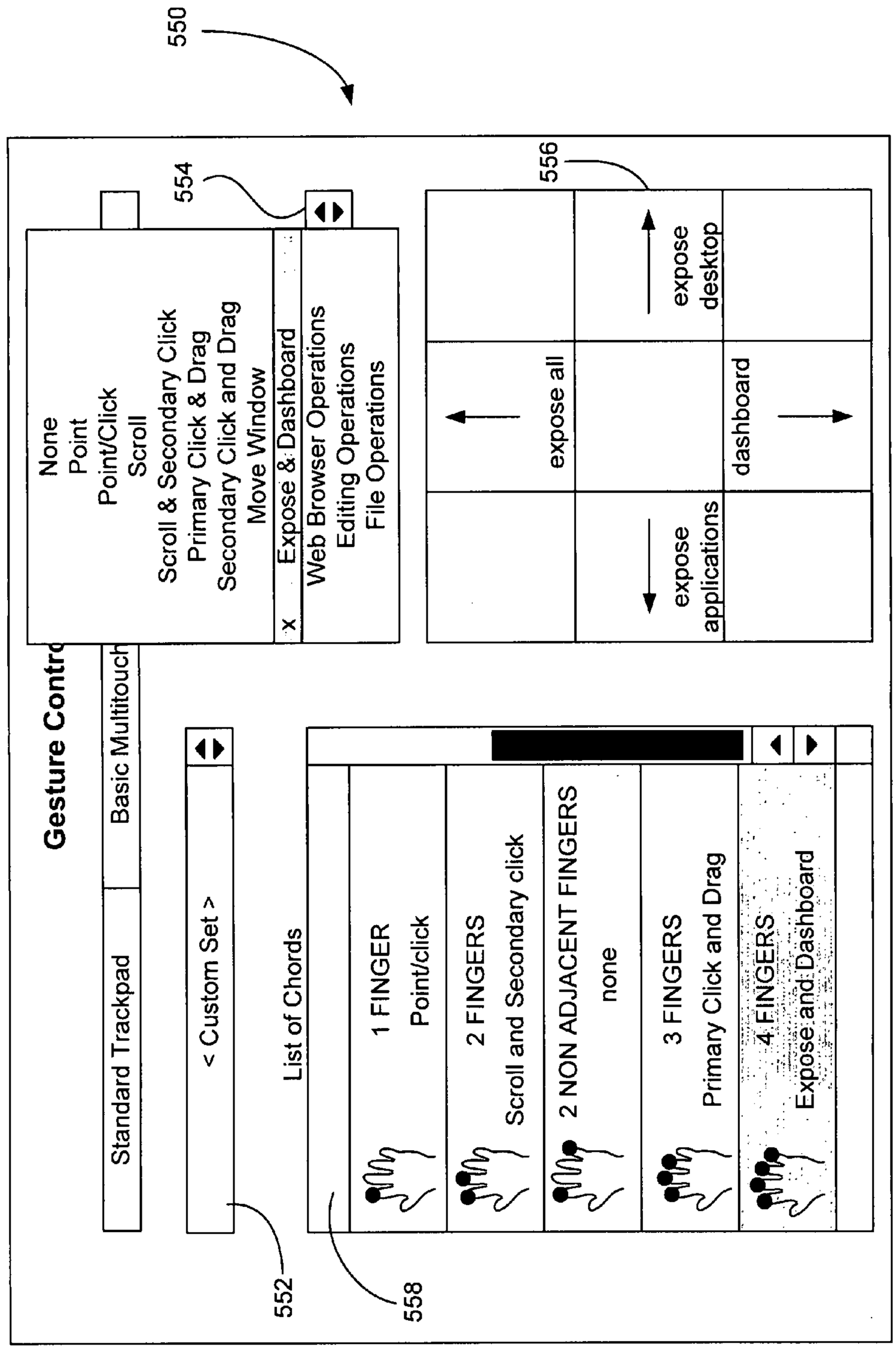
550
554
556
Gesture Contro
Standard Trackpad
Basic Multitouch
< Custom Set >
None
Point
Point/Click
Scroll
Scroll & Secondary Click
Primary Click & Drag
Secondary Click and Drag
Move Window
x
Expose & Dashboard
Web Browser Operations
Editing Operations
File Operations
expose all
expose desktop
expose applications
dashboard
List of Chords
1 FINGER
Point/click
2 FINGERS
Scroll and Secondary click
2 NON ADJACENT FINGERS
none
3 FINGERS
Primary Click and Drag
4 FINGERS
Expose and Dashboard
552
558

FIG. 29B

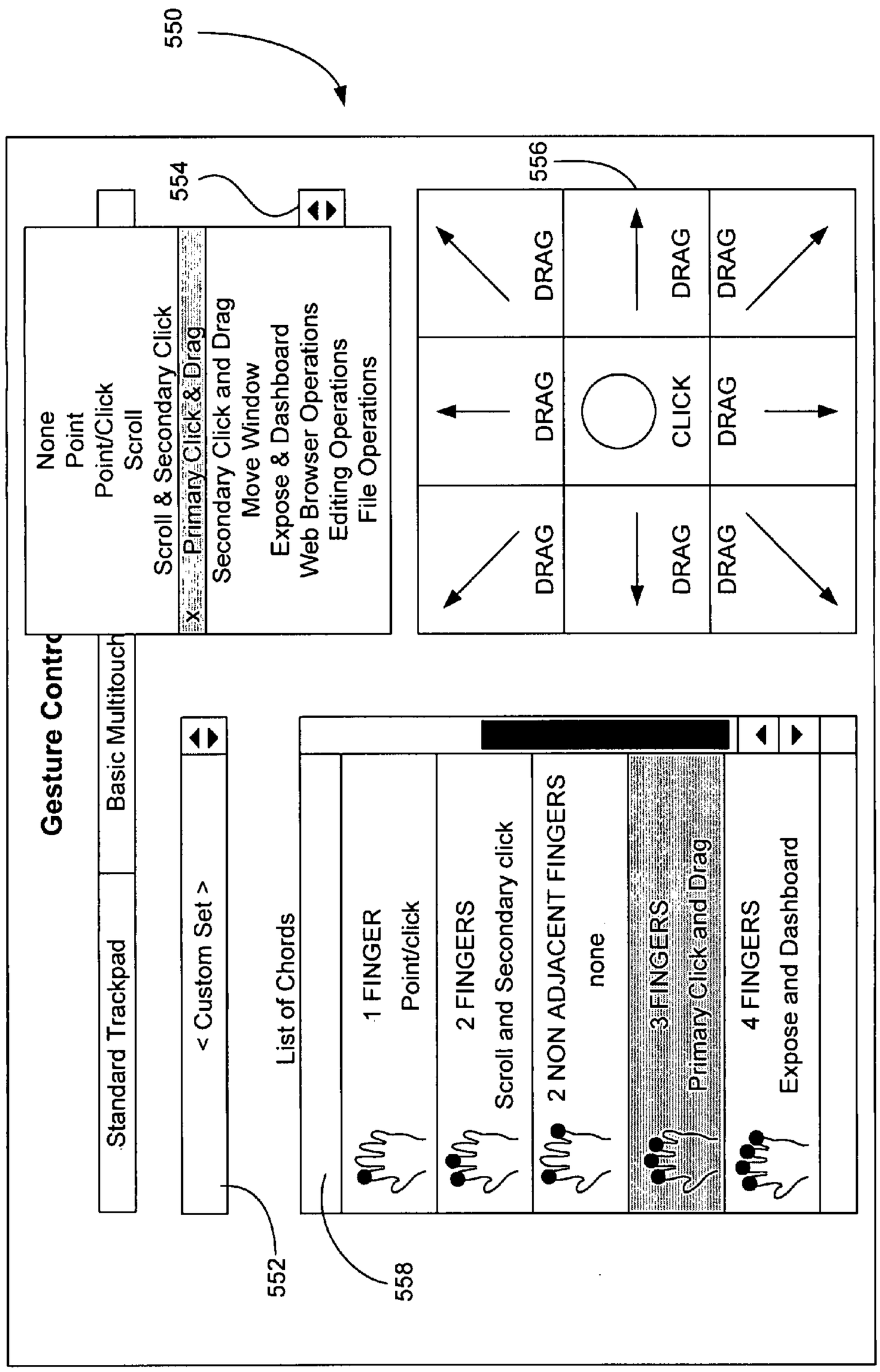
550
554
556
Gesture Control
Standard Trackpad
Basic Multitouch
< Custom Set >
None
Point
Point/Click
Scroll
Scroll & Secondary Click
x Primary Click & Drag
Secondary Click and Drag
Move Window
Expose & Dashboard
Web Browser Operations
Editing Operations
File Operations
DRAG
DRAG
DRAG
DRAG
CLICK
DRAG
DRAG
DRAG
DRAG
List of Chords
1 FINGER
Point/click
2 FINGERS
Scroll and Secondary click
2 NON ADJACENT FINGERS
none
3 FINGERS
Primary Click and Drag
4 FINGERS
Expose and Dashboard
552
558

FIG. 29C

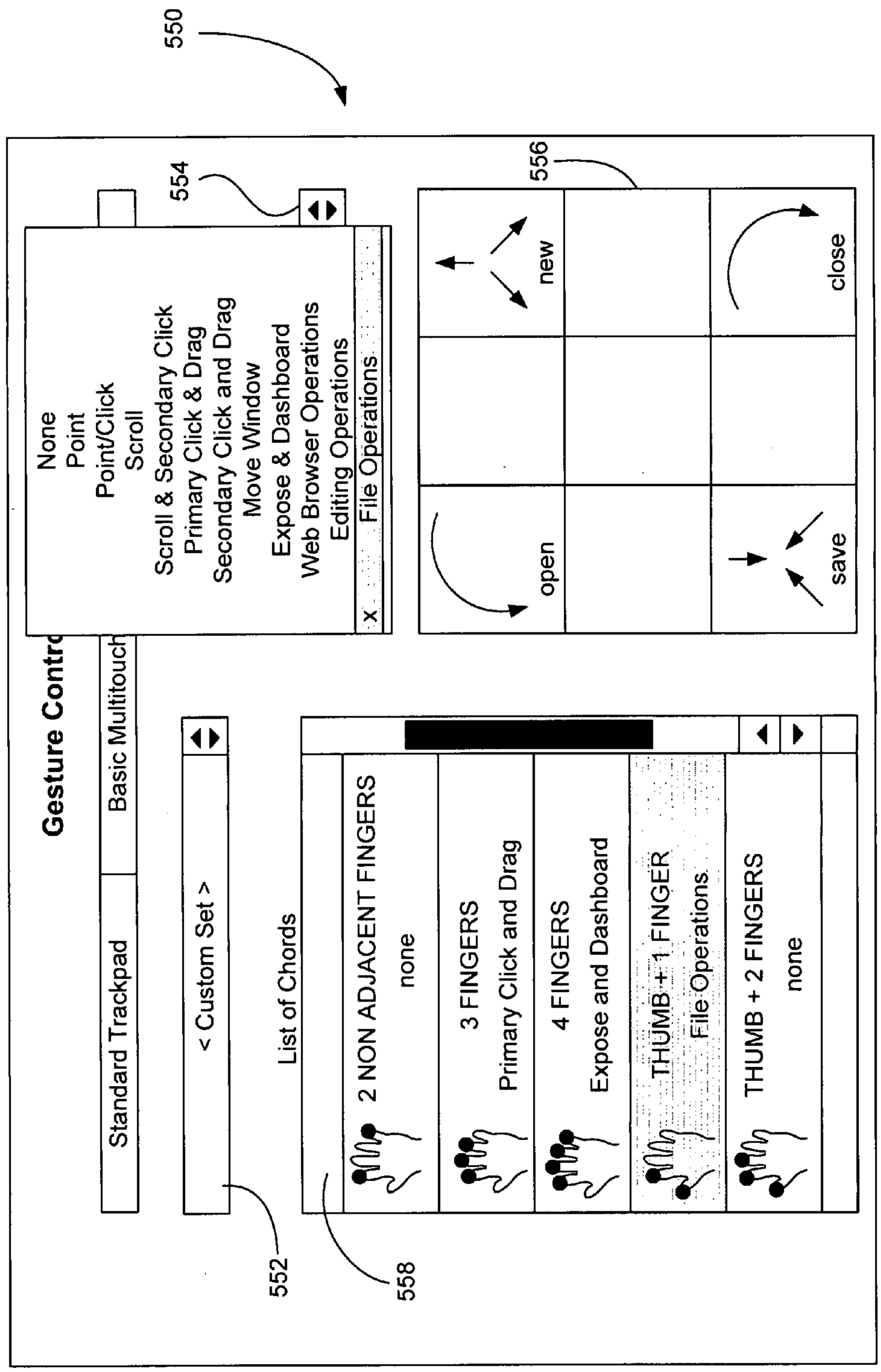
550
554
556
552
558
Gesture Contro
Standard Trackpad
Basic Multitouch
< Custom Set >
List of Chords
2 NON ADJACENT FINGERS
none
3 FINGERS
Primary Click and Drag
4 FINGERS
Expose and Dashboard
THUMB + 1 FINGER
File Operations
THUMB + 2 FINGERS
none
None
Point
Point/Click
Scroll
Scroll & Secondary Click
Primary Click & Drag
Secondary Click and Drag
Move Window
Expose & Dashboard
Web Browser Operations
Editing Operations
File Operations
open
new
save
close

FIG. 29D

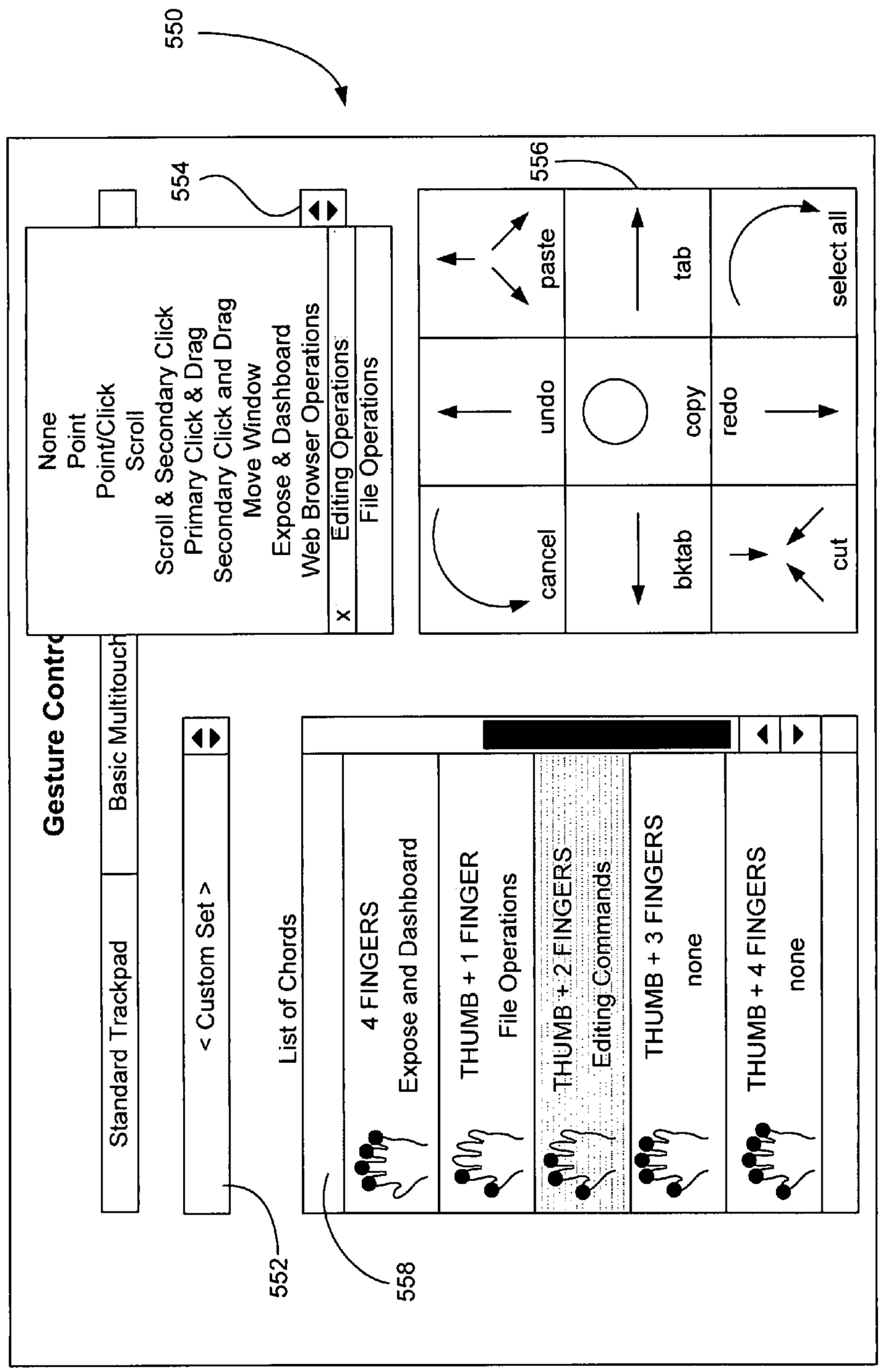
550
Gesture Contro
Standard Trackpad
Basic Multitouch
< Custom Set >
List of Chords
4 FINGERS
Expose and Dashboard
THUMB + 1 FINGER
File Operations
THUMB + 2 FINGERS
Editing Commands
THUMB + 3 FINGERS
none
THUMB + 4 FINGERS
none
552
558
554
None
Point
Point/Click
Scroll
Scroll & Secondary Click
Primary Click & Drag
Secondary Click and Drag
Move Window
Expose & Dashboard
Web Browser Operations
Editing Operations
File Operations
556
cancel
undo
paste
bktab
copy
tab
cut
redo
select all

FIG. 29E

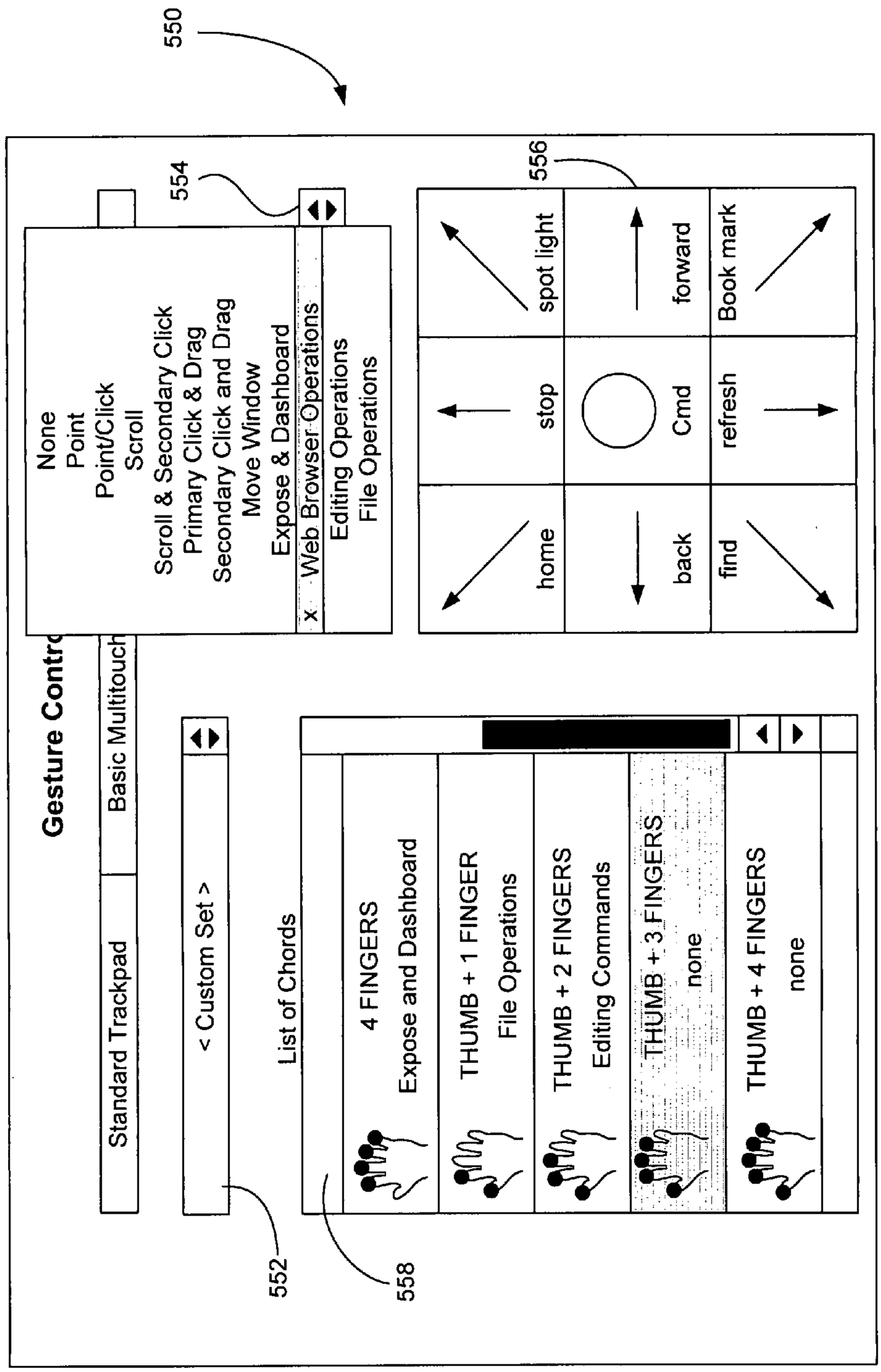
550
554
556
Gesture Control
Standard Trackpad
Basic Multitouch
< Custom Set >
None
Point
Point/Click
Scroll
Scroll & Secondary Click
Primary Click & Drag
Secondary Click and Drag
Move Window
Expose & Dashboard
Web Browser Operations
Editing Operations
File Operations
home
stop
spot light
back
Cmd
forward
find
refresh
Book mark
List of Chords
4 FINGERS
Expose and Dashboard
THUMB + 1 FINGER
File Operations
THUMB + 2 FINGERS
Editing Commands
THUMB + 3 FINGERS
none
THUMB + 4 FINGERS
none
552
558

FIG. 29F

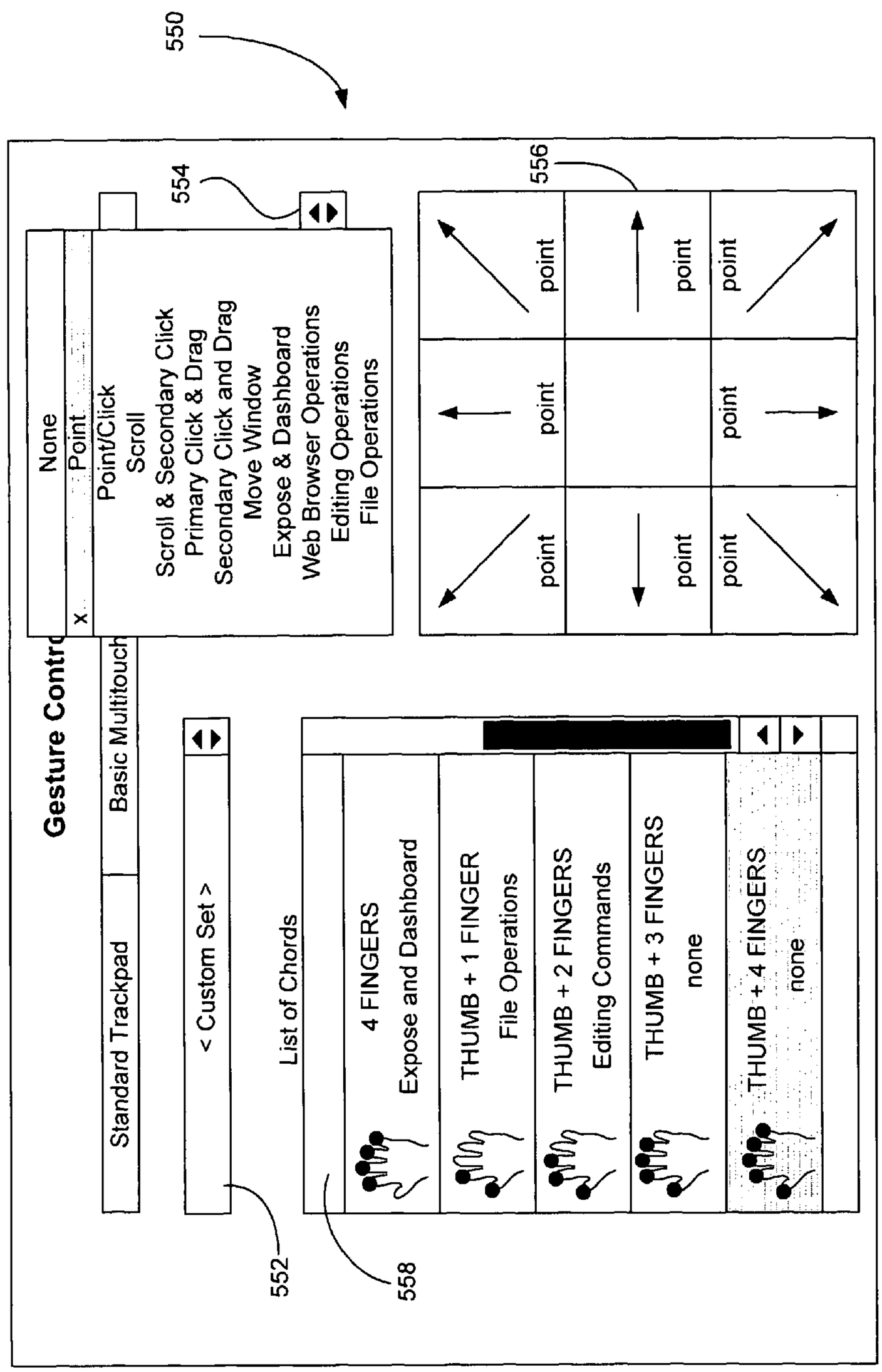
550
Gesture Control
Standard Trackpad
Basic Multitouch
< Custom Set >
552
554
None
Point
Point/Click
Scroll
Scroll & Secondary Click
Primary Click & Drag
Secondary Click and Drag
Move Window
Expose & Dashboard
Web Browser Operations
Editing Operations
File Operations
556
point
point
point
point
point
point
point
point
point
point
point
point
List of Chords
558
4 FINGERS
Expose and Dashboard
THUMB + 1 FINGER
File Operations
THUMB + 2 FINGERS
Editing Commands
THUMB + 3 FINGERS
none
THUMB + 4 FINGERS
none

FIG. 29G

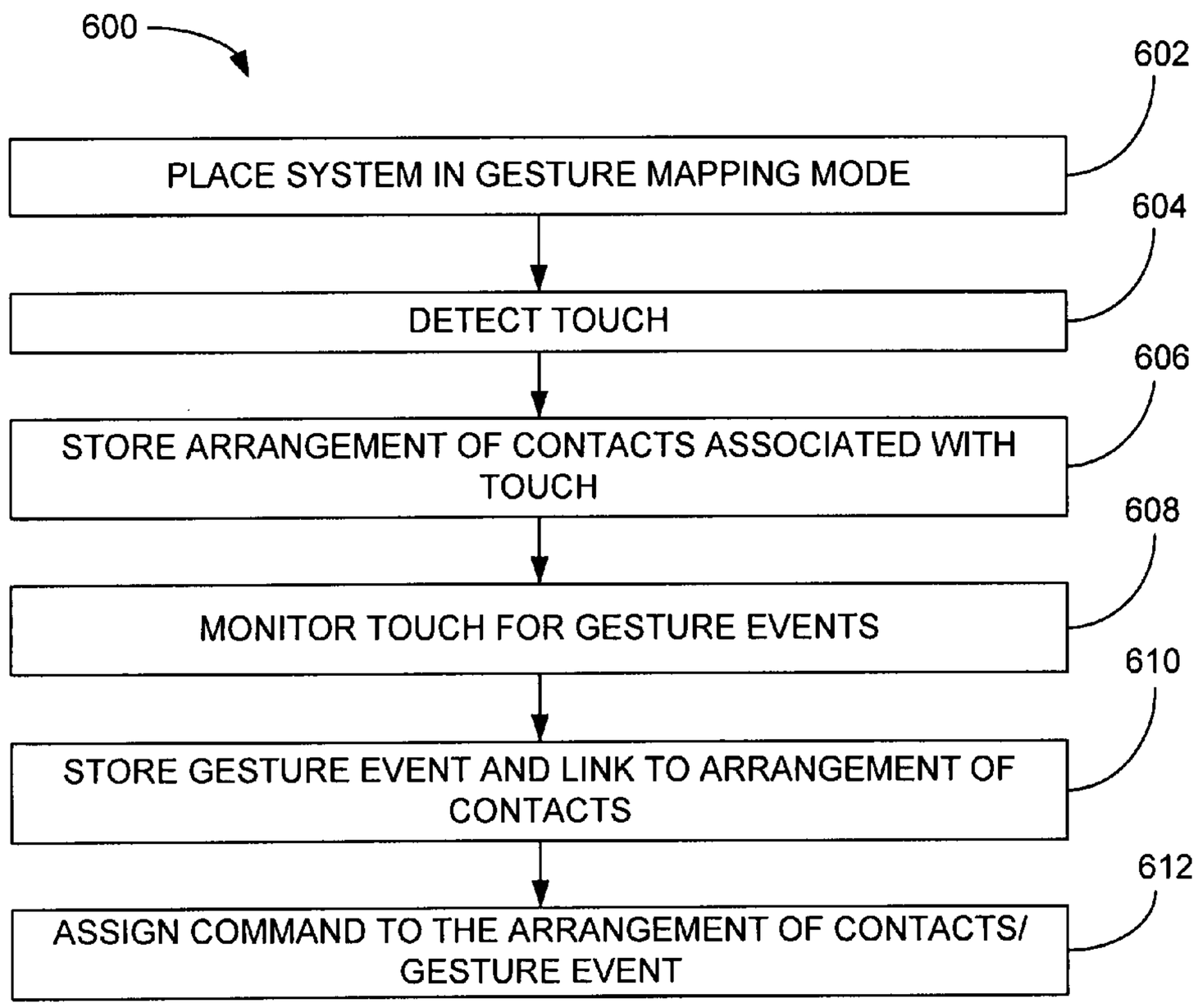
600
602
PLACE SYSTEM IN GESTURE MAPPING MODE
604
DETECT TOUCH
606
STORE ARRANGEMENT OF CONTACTS ASSOCIATED WITH TOUCH
608
MONITOR TOUCH FOR GESTURE EVENTS
610
STORE GESTURE EVENT AND LINK TO ARRANGEMENT OF CONTACTS
612
ASSIGN COMMAND TO THE ARRANGEMENT OF CONTACTS/ GESTURE EVENT

FIG. 31

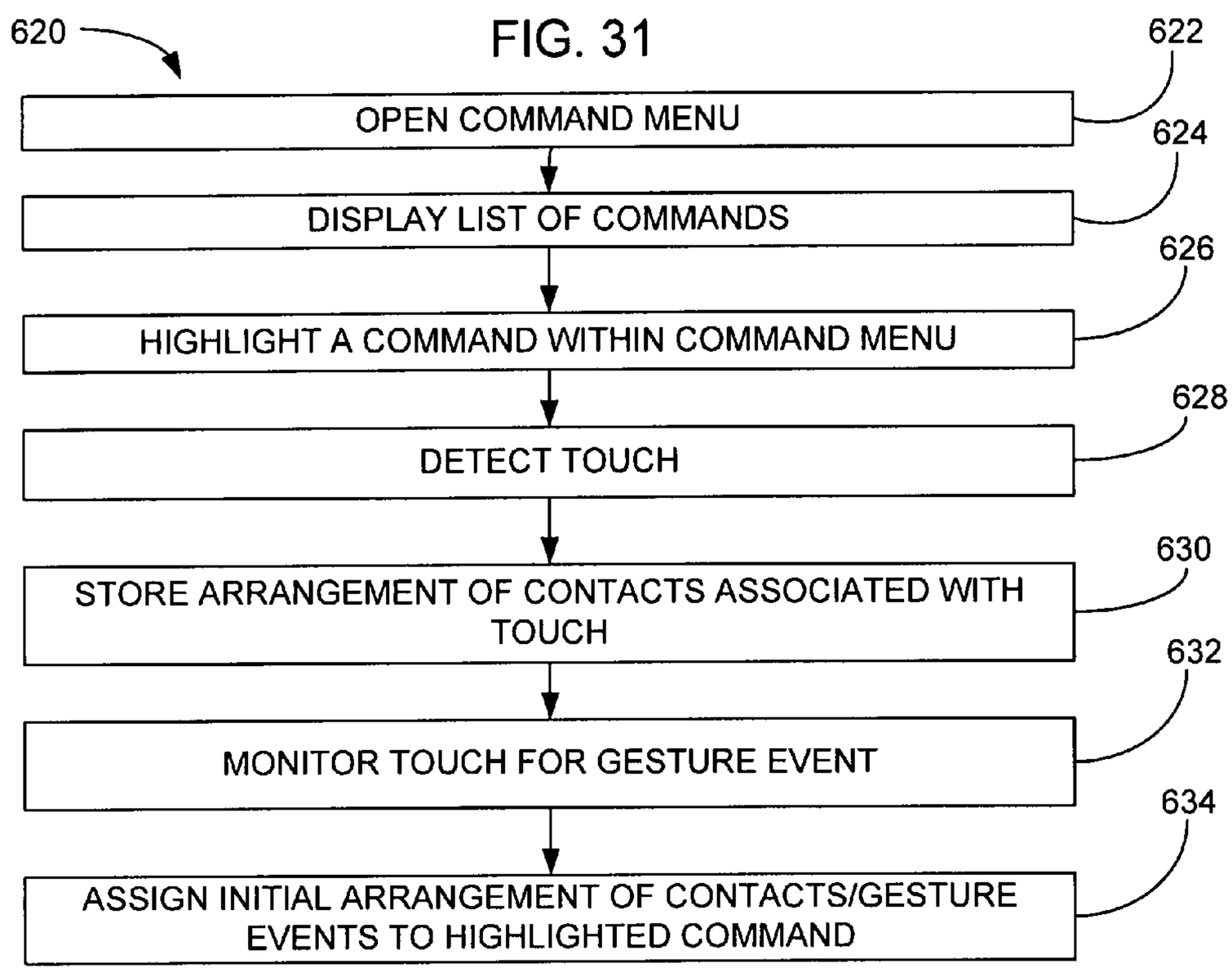
620
622
OPEN COMMAND MENU
624
DISPLAY LIST OF COMMANDS
626
HIGHLIGHT A COMMAND WITHIN COMMAND MENU
628
DETECT TOUCH
630
STORE ARRANGEMENT OF CONTACTS ASSOCIATED WITH TOUCH
632
MONITOR TOUCH FOR GESTURE EVENT
634
ASSIGN INITIAL ARRANGEMENT OF CONTACTS/GESTURE EVENTS TO HIGHLIGHTED COMMAND

FIG. 32

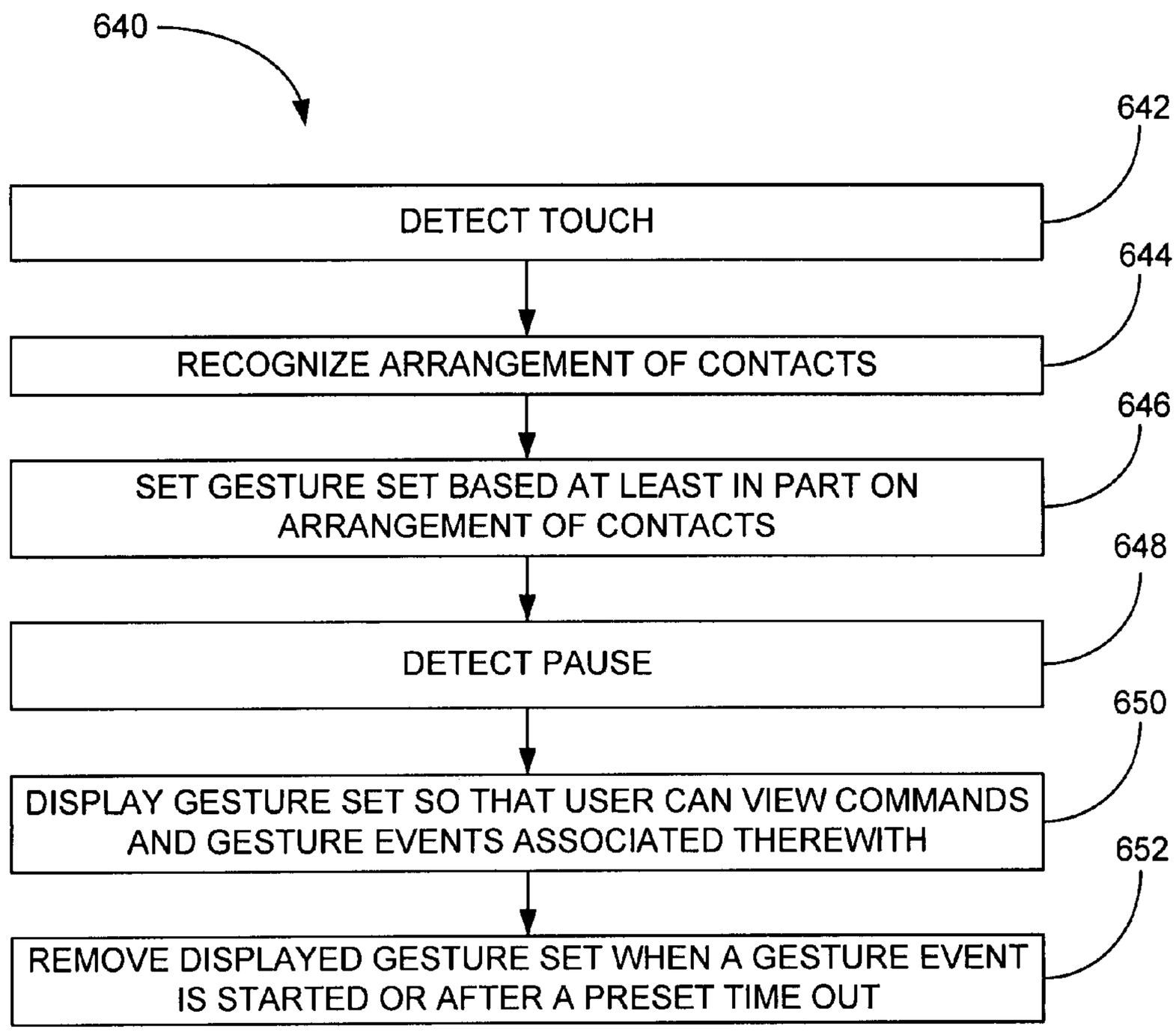
640
642
DETECT TOUCH
644
RECOGNIZE ARRANGEMENT OF CONTACTS
646
SET GESTURE SET BASED AT LEAST IN PART ON ARRANGEMENT OF CONTACTS
648
DETECT PAUSE
650
DISPLAY GESTURE SET SO THAT USER CAN VIEW COMMANDS AND GESTURE EVENTS ASSOCIATED THEREWITH
652
REMOVE DISPLAYED GESTURE SET WHEN A GESTURE EVENT IS STARTED OR AFTER A PRESET TIME OUT

FIG. 33

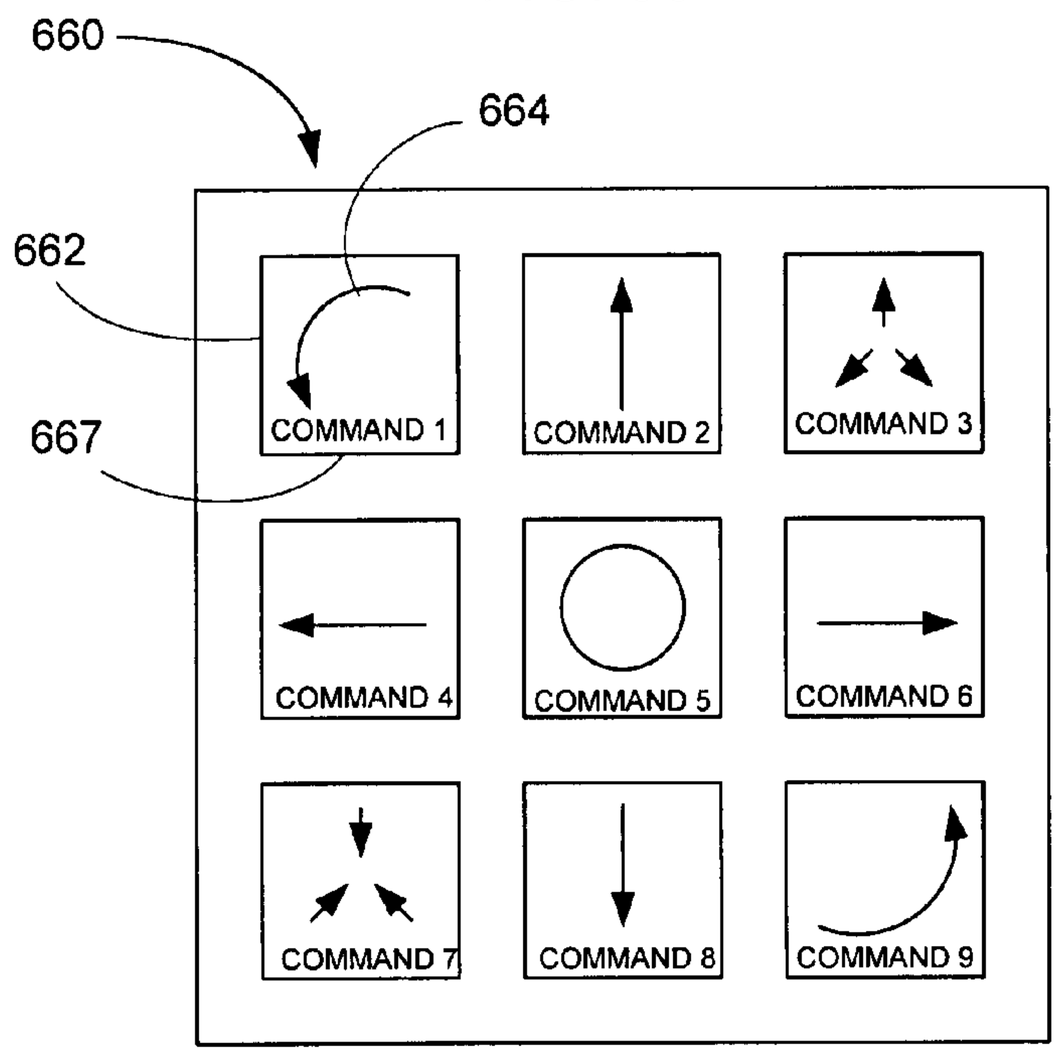
660
664
662
667
COMMAND 1
COMMAND 2
COMMAND 3
COMMAND 4
COMMAND 5
COMMAND 6
COMMAND 7
COMMAND 8
COMMAND 9

FIG. 34

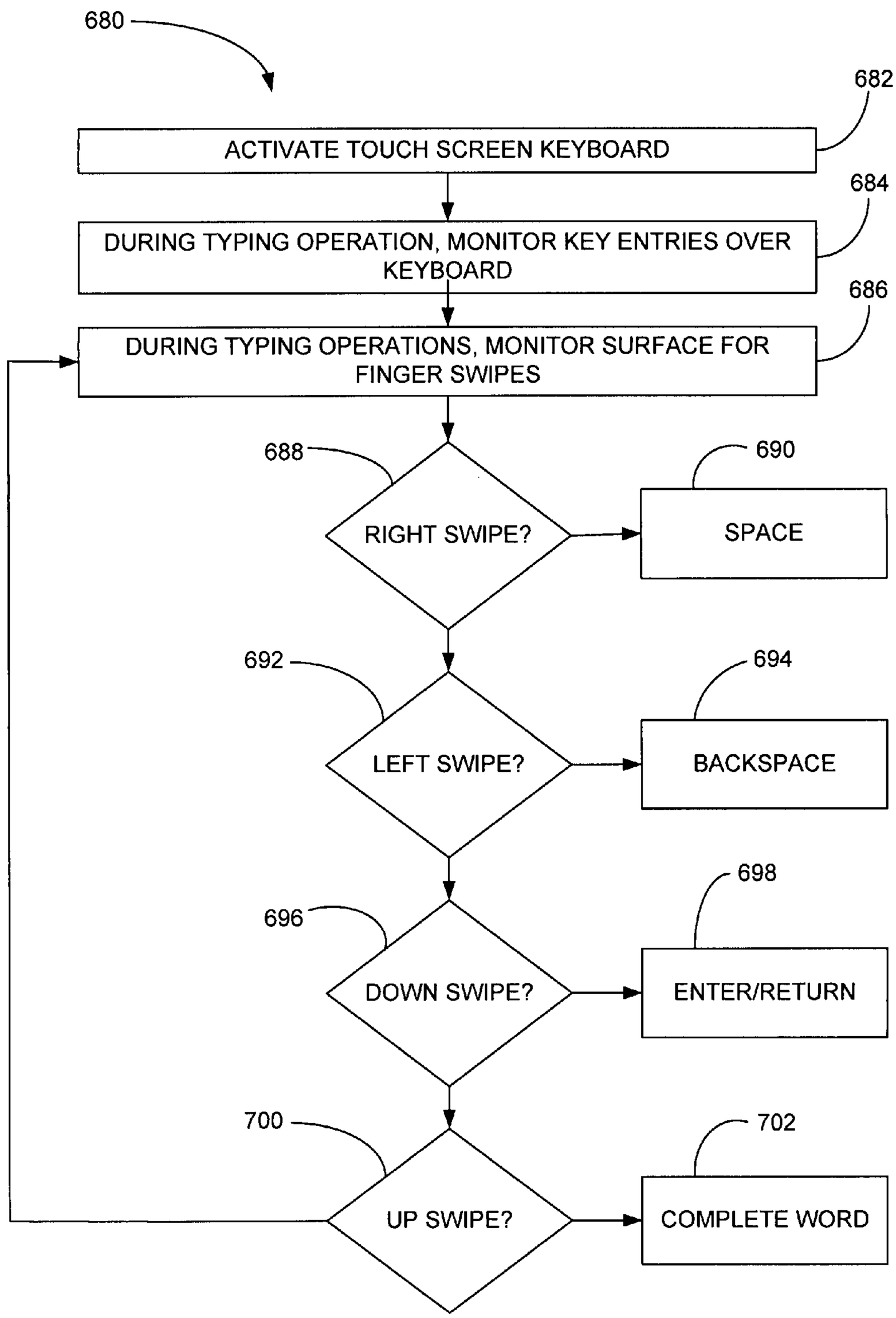
680
682
ACTIVATE TOUCH SCREEN KEYBOARD
684
DURING TYPING OPERATION, MONITOR KEY ENTRIES OVER KEYBOARD
686
DURING TYPING OPERATIONS, MONITOR SURFACE FOR FINGER SWIPES
688
RIGHT SWIPE?
690
SPACE
692
LEFT SWIPE?
694
BACKSPACE
696
DOWN SWIPE?
698
ENTER/RETURN
700
UP SWIPE?
702
COMPLETE WORD

FIG. 35

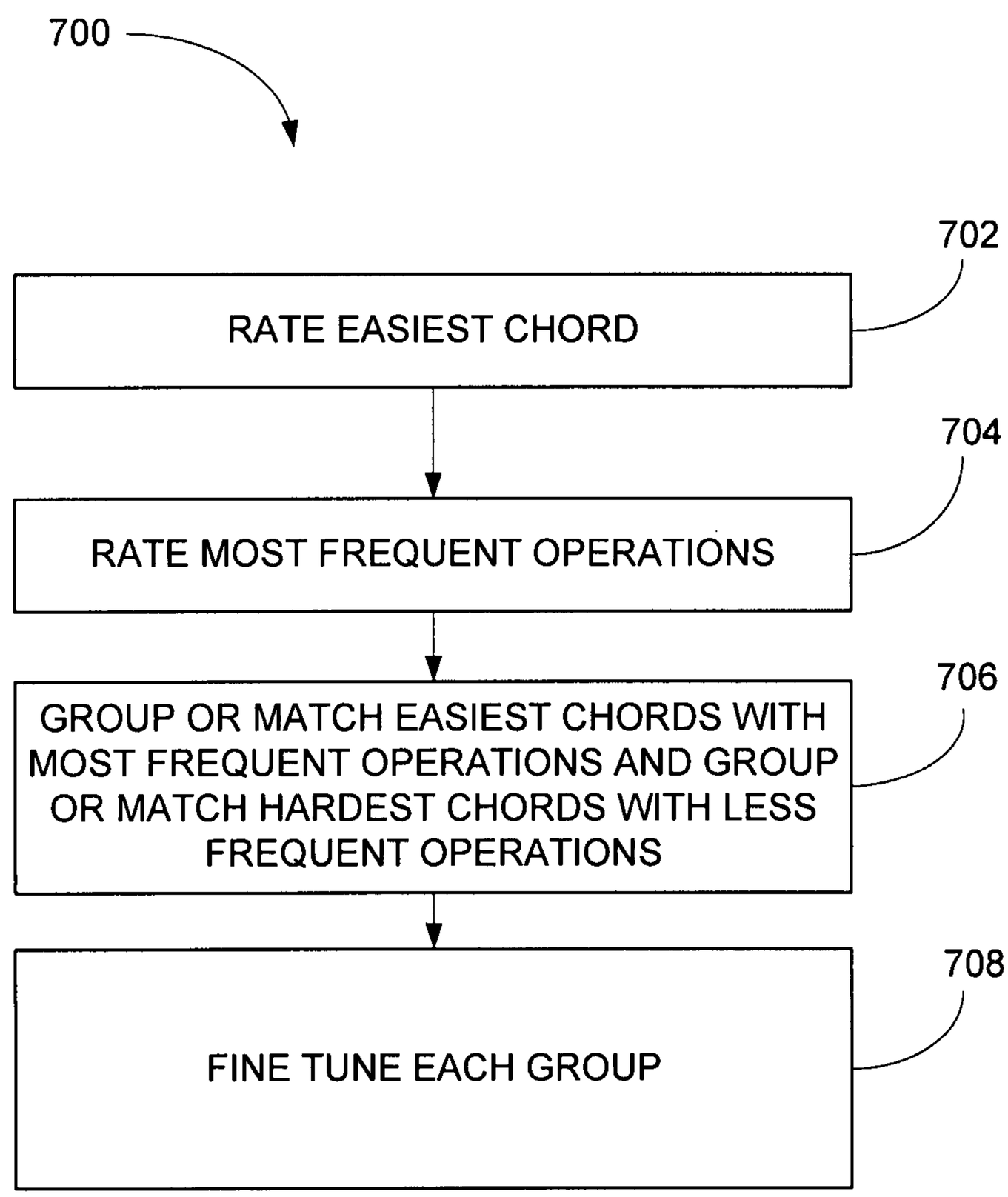
700
RATE EASIEST CHORD
702
RATE MOST FREQUENT OPERATIONS
704
GROUP OR MATCH EASIEST CHORDS WITH MOST FREQUENT OPERATIONS AND GROUP OR MATCH HARDEST CHORDS WITH LESS FREQUENT OPERATIONS
706
FINE TUNE EACH GROUP
708

FIG. 36

FINGER COMBO	GESTURE	SPACE	SPEED	RELIABILITY	COMFORT	EASE	OVERALL
1 FINGER	SLIDE	*	5	5	5	5	5
1 FINGER	TAP	*	5	2	5	5	4.25
1 FINGER	TAP + 1/2	*	3	3	2	2	2.5
2 FINGER	2 FING. DOWN	**	4	3	4	4	3.75
2 FINGER	SLIDE	**	5	5	5	4	4.75
2 FINGER	TAP	*	5	5	5	4	4.75
2 FINGER	SPREAD	***	3	3	2	3	2.75
3 FINGER	-	***	5	4	4	4	4.25
4 FINGER	-	****	4	3	4	4	3.75
5 FINGER	-	*****	5	5	5	4	4.75
THUMB + 1 FINGER	-	****	4	3	3	3	3.25
THUMB + 2 FINGER	-	****	3	3	3	2	2.5
THUMB + 3 FINGER	-	*****	3	3	3	2	2.5

FIG. 37

COMMAND/ OPERATION	FREQUENCY
POINT	5
CLICK	4.5
DRAG	4
SCROLL	3.5
BACK	3
FORWARD	2.5
CONTEXT MENU	2.5
ZOOM	2.5
CUT	2
COPY	2
PASTE	2
SAVE	2
EXPOSE	2
DASHBOARD	1.5
SPOTLIGHT	1
OPEN	1
CLOSE	1
NEW	1
SAVE	0.5
PRINT	0.5
EXIT	0.5
FIND/REPLACE	0.5
UNDO/REDO	0.5
TAB	0.5
ENTER	0.5

FIG. 38

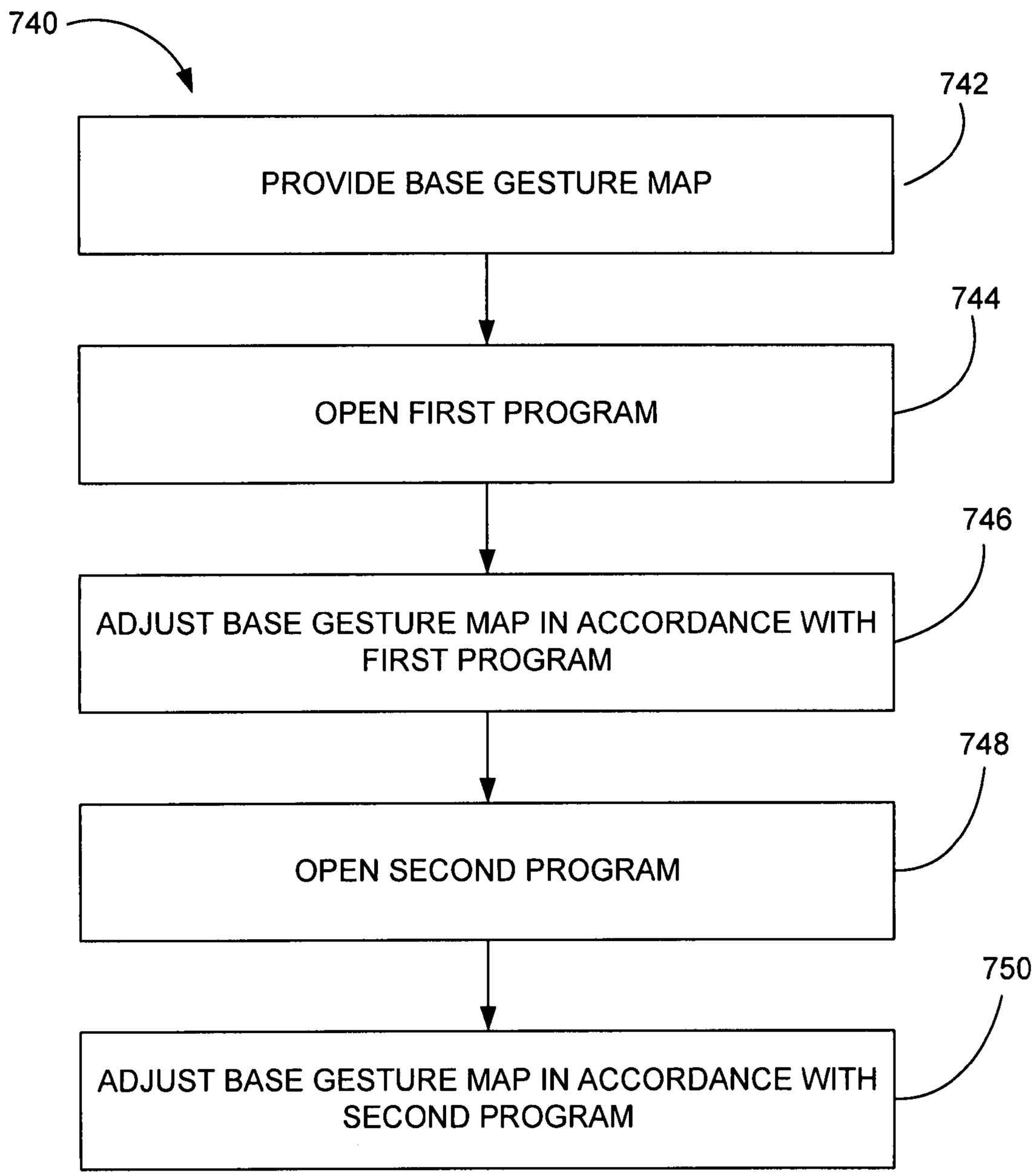
740
742
PROVIDE BASE GESTURE MAP
744
OPEN FIRST PROGRAM
746
ADJUST BASE GESTURE MAP IN ACCORDANCE WITH FIRST PROGRAM
748
OPEN SECOND PROGRAM
750
ADJUST BASE GESTURE MAP IN ACCORDANCE WITH SECOND PROGRAM

FIG. 39

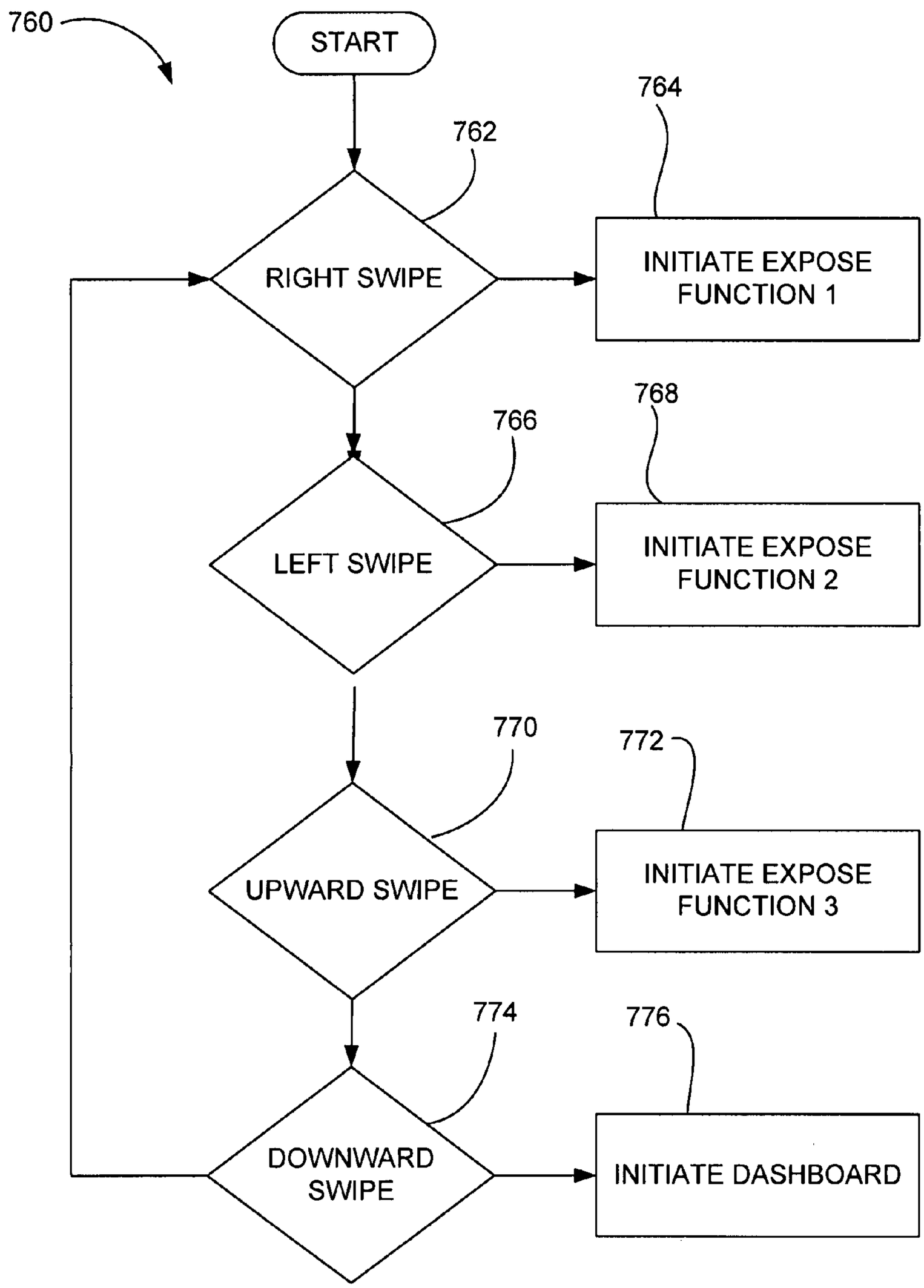
760
START
762
764
RIGHT SWIPE
INITIATE EXPOSE FUNCTION 1
766
768
LEFT SWIPE
INITIATE EXPOSE FUNCTION 2
770
772
UPWARD SWIPE
INITIATE EXPOSE FUNCTION 3
774
776
DOWNWARD SWIPE
INITIATE DASHBOARD

FIG. 40

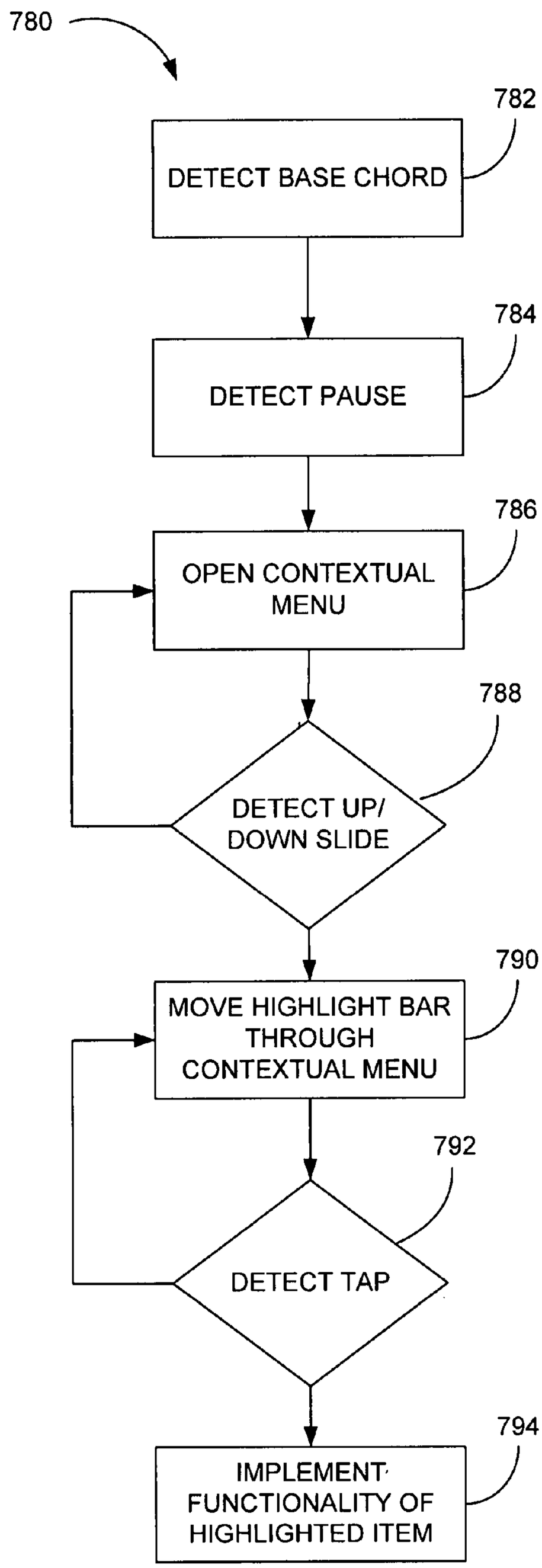
780
782
DETECT BASE CHORD
784
DETECT PAUSE
786
OPEN CONTEXTUAL MENU
788
DETECT UP/ DOWN SLIDE
790
MOVE HIGHLIGHT BAR THROUGH CONTEXTUAL MENU
792
DETECT TAP
794
IMPLEMENT FUNCTIONALITY OF HIGHLIGHTED ITEM

FIG. 41

Hand	# of fingers	gesture event	behavior
primary	1	tap Position/motion	click point
primary	2 adj.	tap Position/motion	click drag
primary	2 non adj.	tap Position/motion	click Secondary drag
primary	3	Motion	Scroll/pan
primary	3	Slide right Slide left Slide up Slide down	forward back stop reload
primary	Thumb +1	Slide right Slide left Slide up Slide down Rotate CCW Rotate CW spread contract tap	tab bktab undo redo cancel Select all paste cut copy
primary	Thumb +2	Rotate CCW Rotate CW spread contact	open close new save
primary	Thumb +3	motion	Move window
primary	Thumb +4	motion	point

FIG. 42

Hand	# of fingers	gesture event	behavior
primary	1	tap Position/motion	click point
primary	2	tap Position/motion	click drag
primary	3	motion	Move window
primary	4	motion	Scroll/pan
primary	5	motion	point
primary	Thumb +1	Slide up Slide down spread contract tap	undo redo paste cut copy
primary	Thumb +2	Slide left Slide right Slide up Slide down spread contract	Expose 1 Expose 2 Expose 3 dashboard replace find
primary	Thumb +3	Slide left Slide right Rotate CCW Rotate CW spread contact	back forward open close new save
secondary	1	Slide up Slide down Slide right Slide left pause	Arrow up (text cursor) Arrow down Arrow right Arrow left Apply alt/option to other hand
secondary	2	Slide up Slide down Slide right Slide left	Select up (e.g., <shift> arrow) Select down Select right Select left
secondary	3	motion	Move/resize window in Conjunction with opposite hand
secondary	4	Slide up Slide down Slide right Slide left pause	Page up Page down begin endline Apply shift to opposite hand
secondary	5	spread contact Rotate CCW Rotate CW	Zoom out screen Zoom in screen Rotate CCW Rotate CW

FIG. 43

Hand	# of fingers	gesture event	behavior
primary	1	tap Position/motion	click point
primary	2	tap spread contract slide rotate	Secondary click (right click) Enlarge object shrink object pan Rotate object
primary	3	motion	Primary drag
primary	4	motion tap	Scroll pan Secondary click (right click)
primary	5	motion	point
primary	Thumb + Middle + ring	motion	Secondary drag
primary	Thumb + index + pinky	tap motion Slide up	expose Window drag, resize Expose 3
primary	L3 + R3	tap motion	Maximize/restore Opposite corner frame drag/resize

FIG. 44

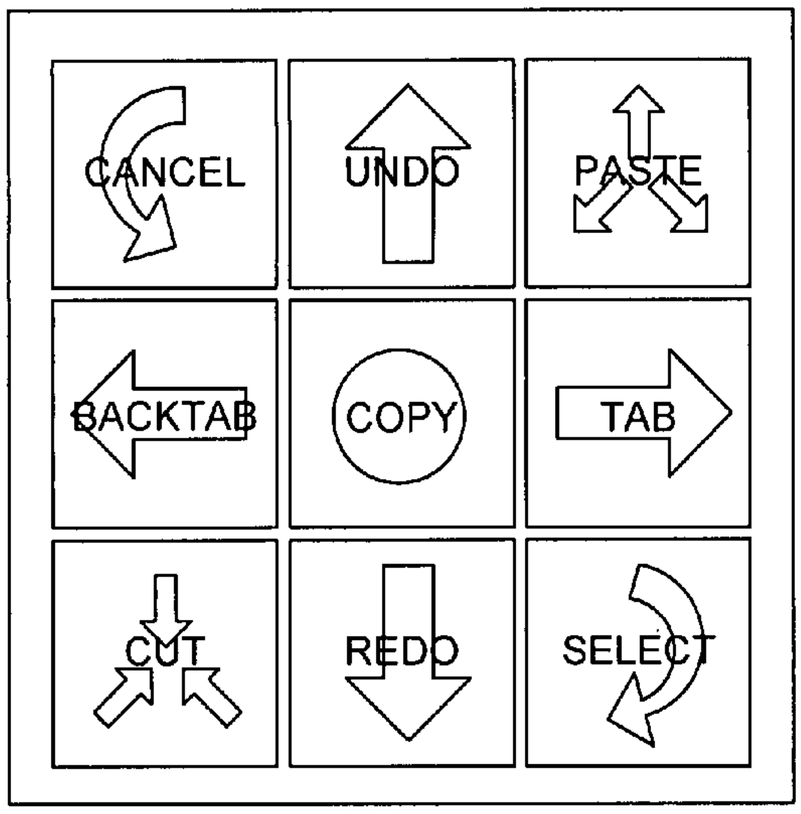

FIG. 45

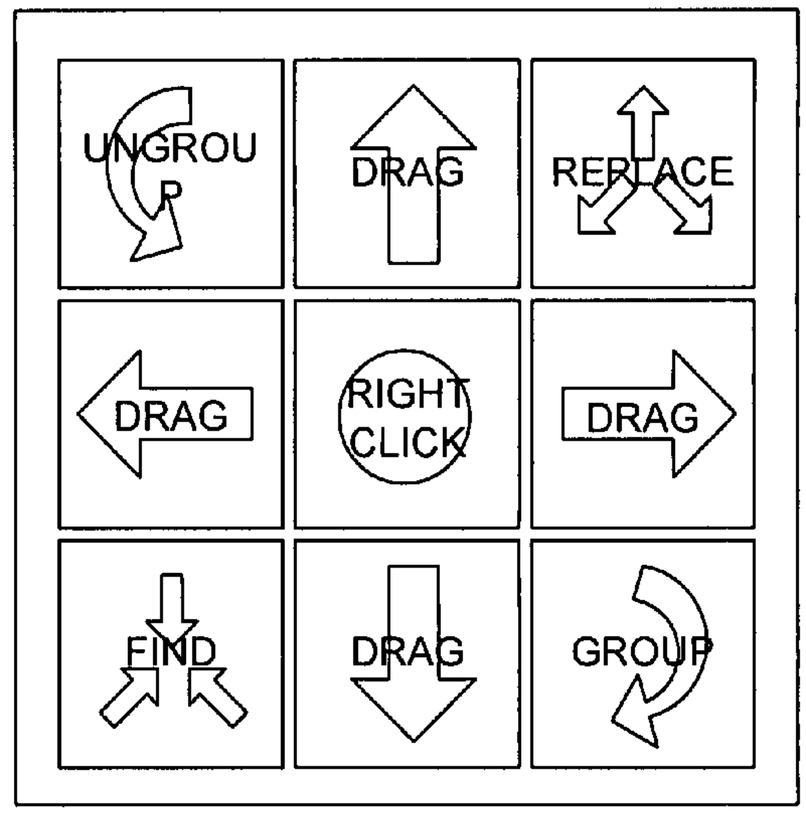

FIG. 46

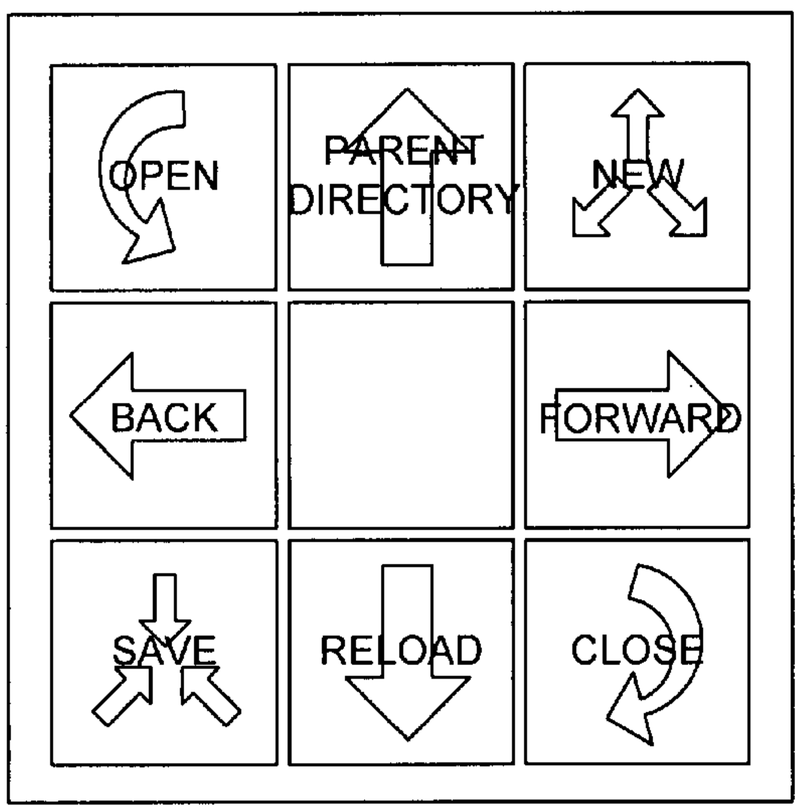

FIG. 47

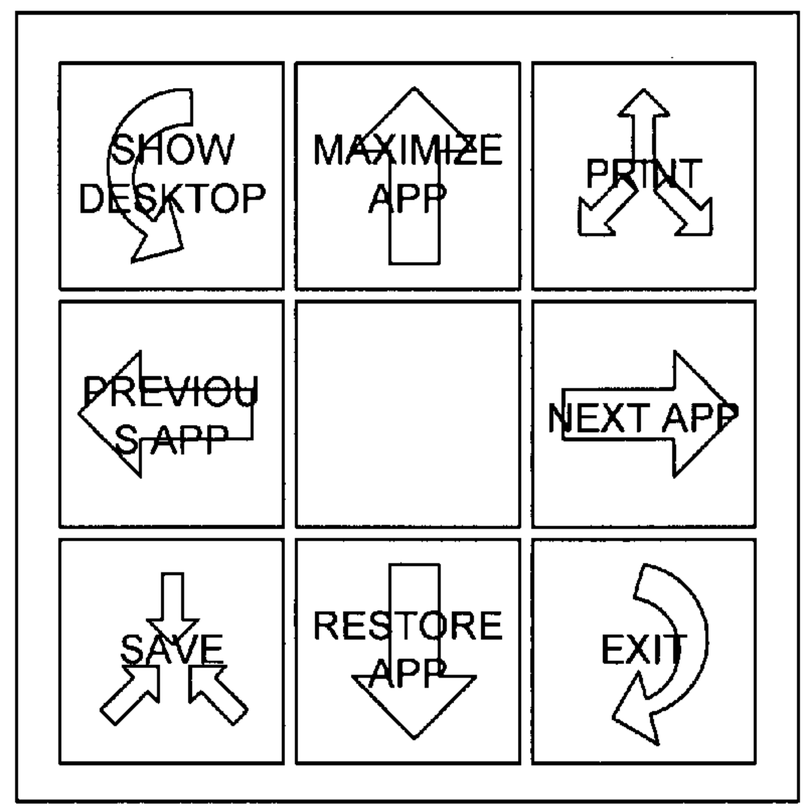

FIG. 48

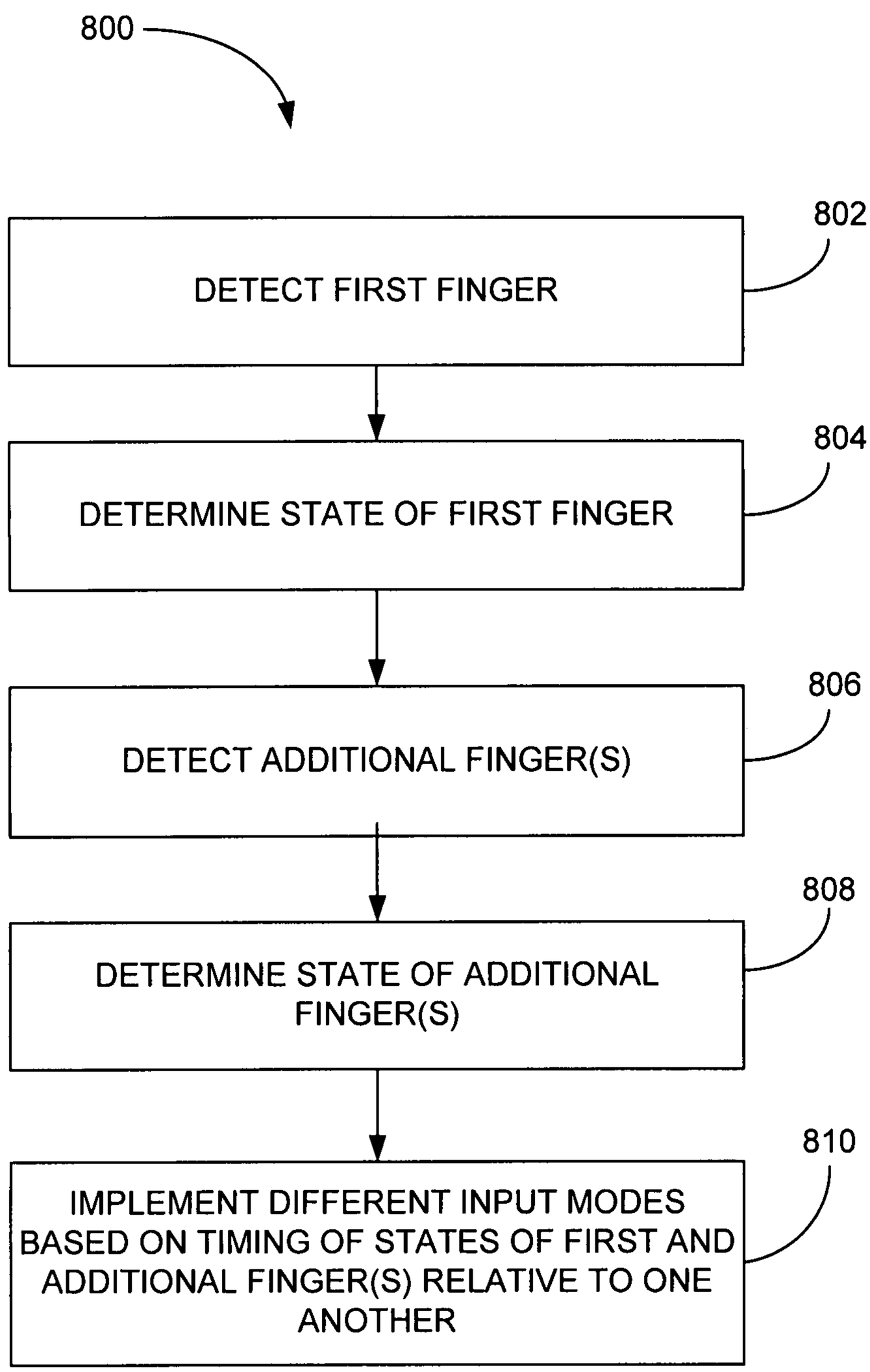
800
DETECT FIRST FINGER
802
DETERMINE STATE OF FIRST FINGER
804
DETECT ADDITIONAL FINGER(S)
806
DETERMINE STATE OF ADDITIONAL FINGER(S)
808
IMPLEMENT DIFFERENT INPUT MODES BASED ON TIMING OF STATES OF FIRST AND ADDITIONAL FINGER(S) RELATIVE TO ONE ANOTHER
810

FIG. 49

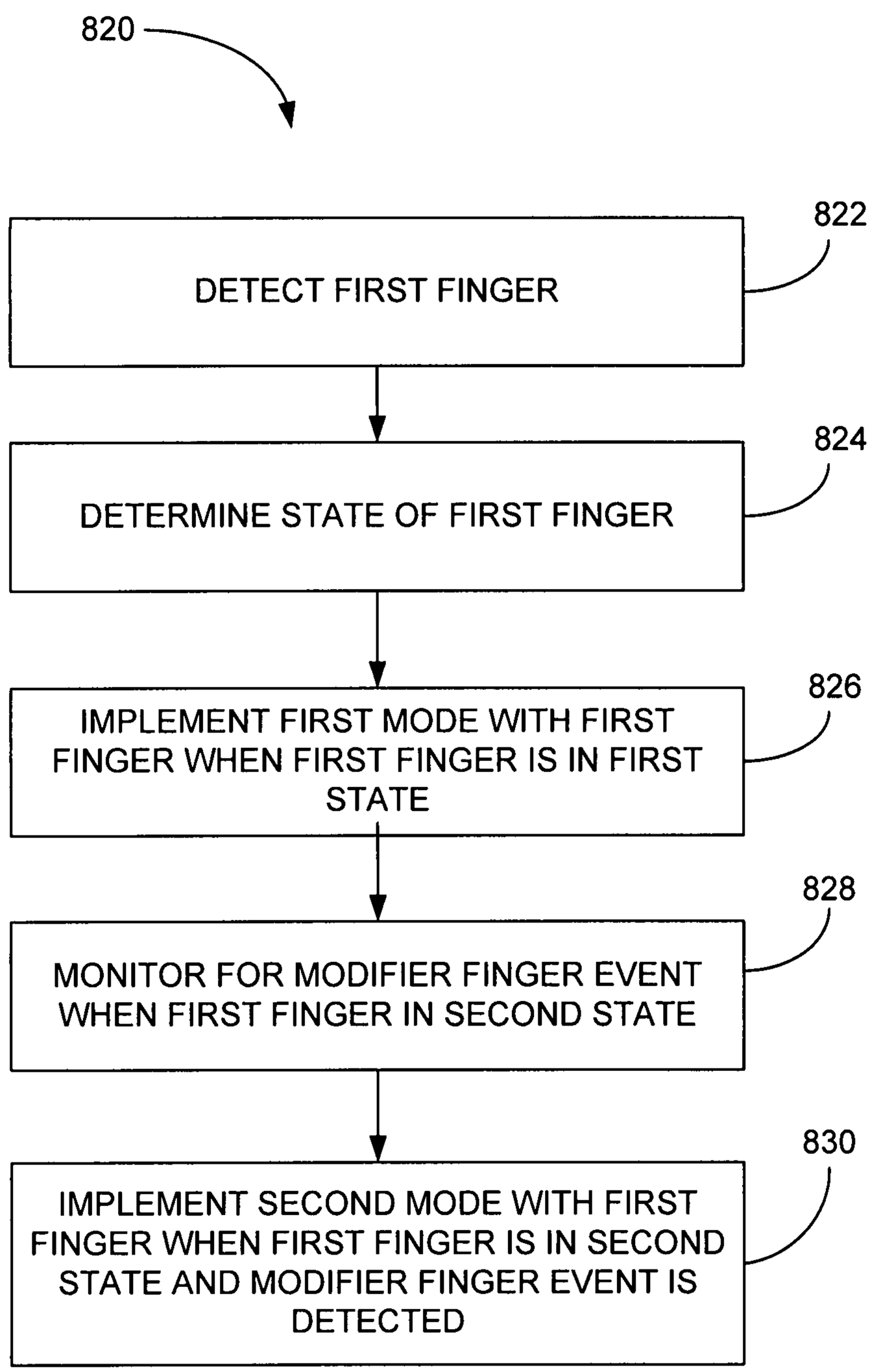
820
DETECT FIRST FINGER
822
DETERMINE STATE OF FIRST FINGER
824
IMPLEMENT FIRST MODE WITH FIRST FINGER WHEN FIRST FINGER IS IN FIRST STATE
826
MONITOR FOR MODIFIER FINGER EVENT WHEN FIRST FINGER IN SECOND STATE
828
IMPLEMENT SECOND MODE WITH FIRST FINGER WHEN FIRST FINGER IS IN SECOND STATE AND MODIFIER FINGER EVENT IS DETECTED
830

FIG. 50

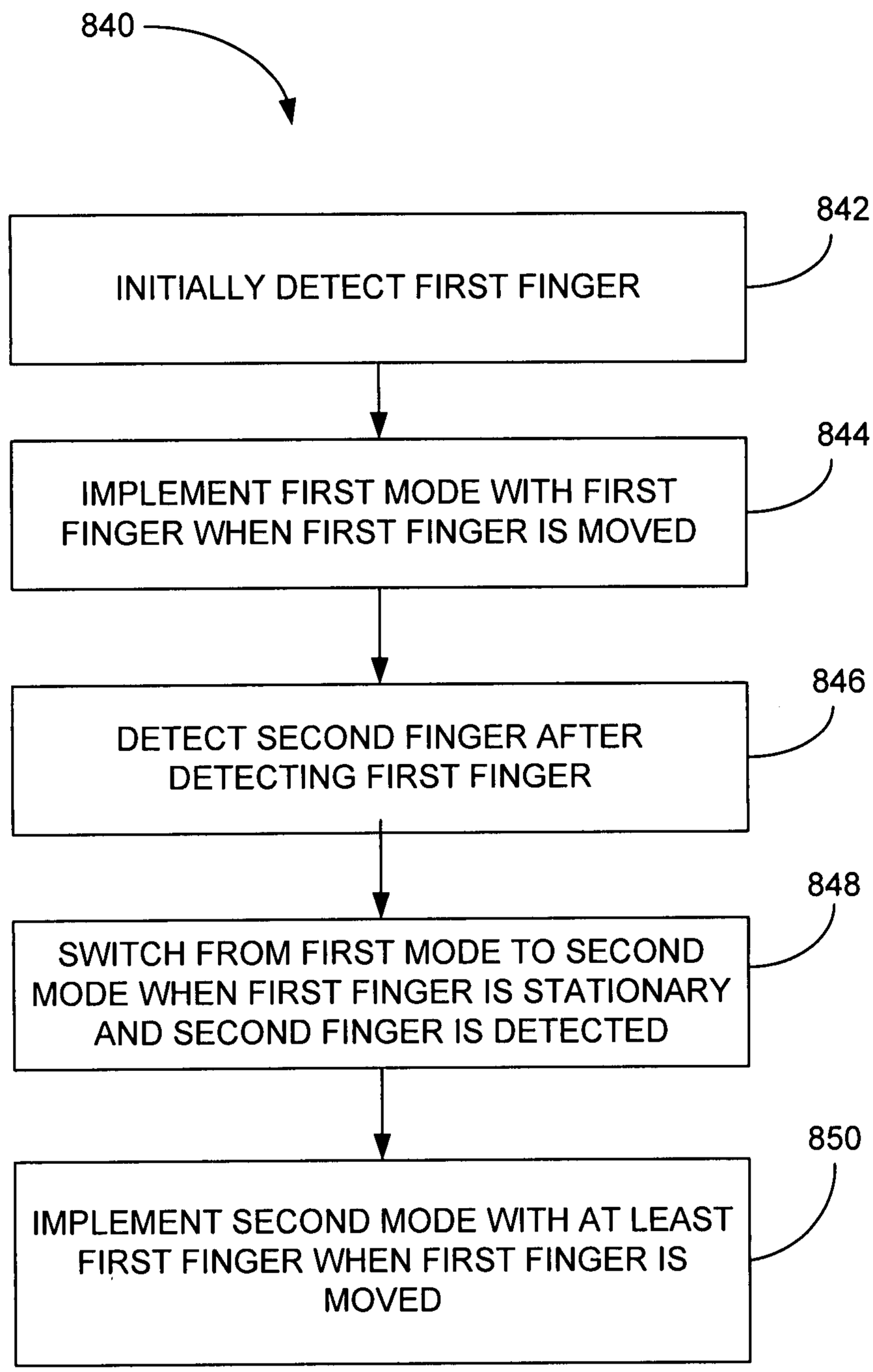
840
842
INITIALLY DETECT FIRST FINGER
844
IMPLEMENT FIRST MODE WITH FIRST FINGER WHEN FIRST FINGER IS MOVED
846
DETECT SECOND FINGER AFTER DETECTING FIRST FINGER
848
SWITCH FROM FIRST MODE TO SECOND MODE WHEN FIRST FINGER IS STATIONARY AND SECOND FINGER IS DETECTED
850
IMPLEMENT SECOND MODE WITH AT LEAST FIRST FINGER WHEN FIRST FINGER IS MOVED

FIG. 51

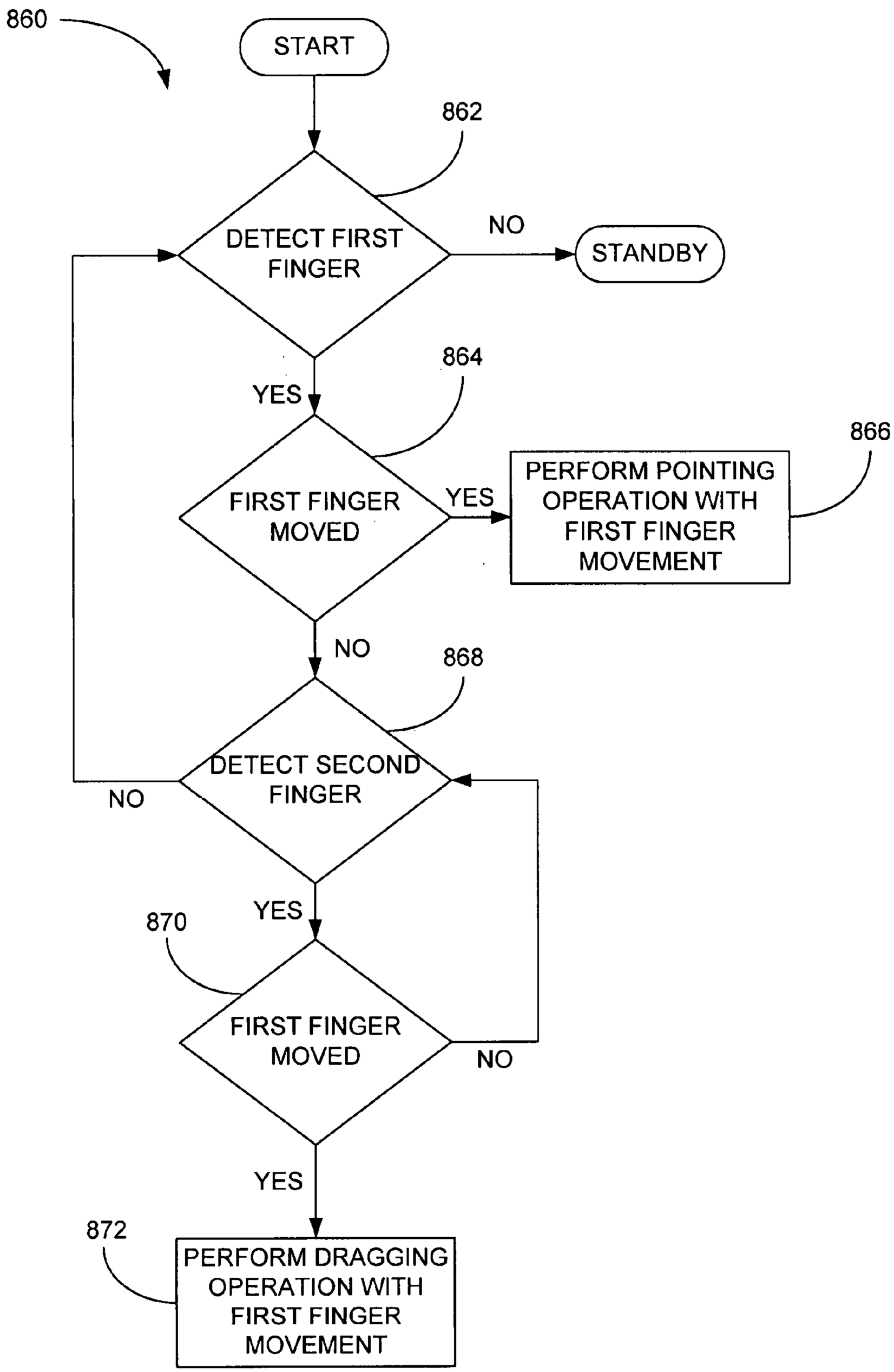
860
START
862
DETECT FIRST FINGER
NO
STANDBY
YES
864
FIRST FINGER MOVED
YES
866
PERFORM POINTING OPERATION WITH FIRST FINGER MOVEMENT
NO
868
DETECT SECOND FINGER
NO
YES
870
FIRST FINGER MOVED
NO
YES
872
PERFORM DRAGGING OPERATION WITH FIRST FINGER MOVEMENT

FIG. 52

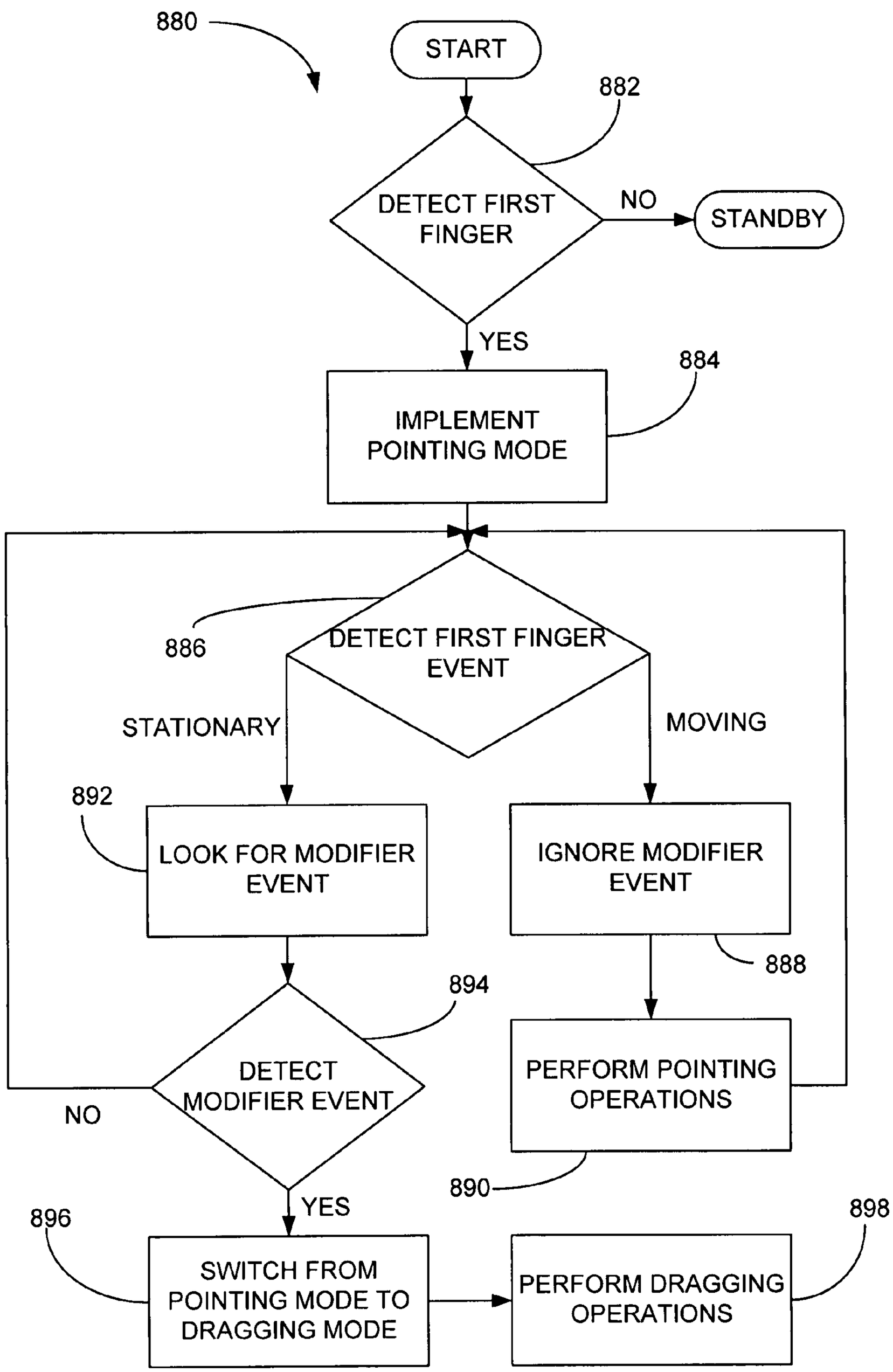
880
START
882
DETECT FIRST FINGER
NO
STANDBY
YES
884
IMPLEMENT POINTING MODE
886
DETECT FIRST FINGER EVENT
STATIONARY
MOVING
892
LOOK FOR MODIFIER EVENT
IGNORE MODIFIER EVENT
888
894
DETECT MODIFIER EVENT
PERFORM POINTING OPERATIONS
NO
890
YES
896
898
SWITCH FROM POINTING MODE TO DRAGGING MODE
PERFORM DRAGGING OPERATIONS

FIG. 53

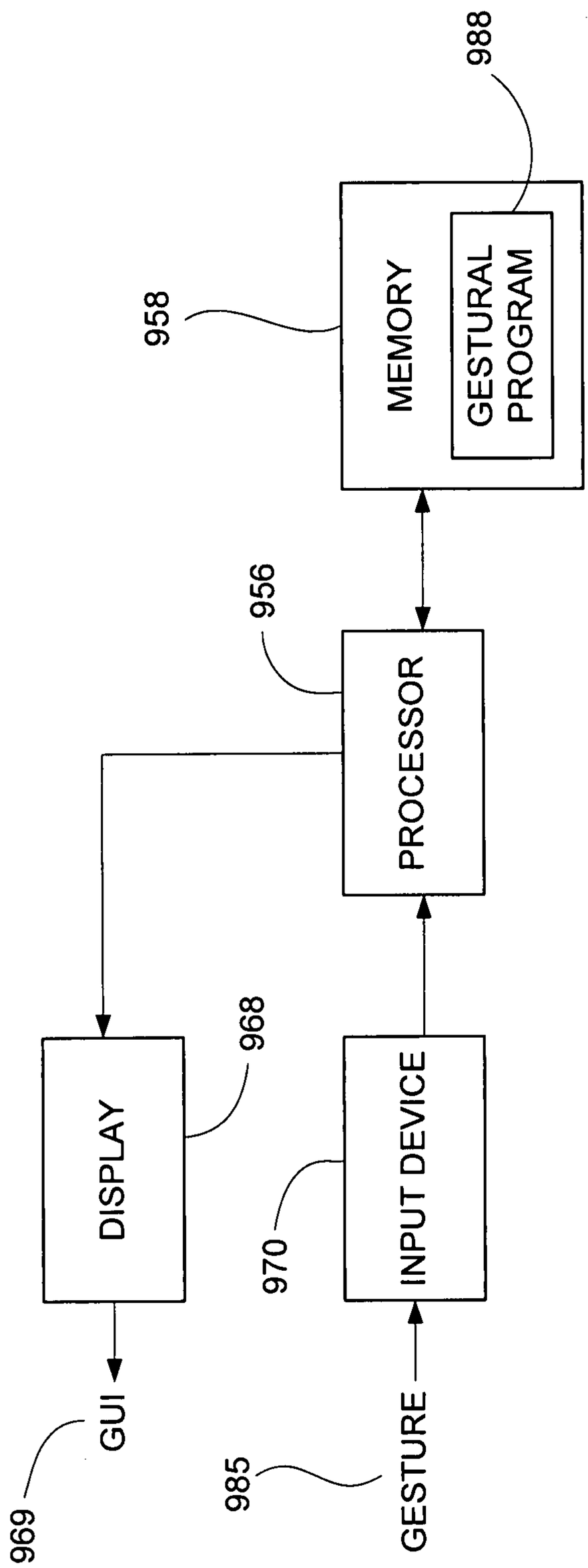
988
958
MEMORY
GESTURAL PROGRAM
956
PROCESSOR
968
DISPLAY
970
INPUT DEVICE
969
GUI
985
GESTURE

FIG. 54

GESTURING WITH A MULTIPOINT SENSING DEVICE

CROSS-REFERENCE TO RELATED APPLICATIONS

This application claims priority benefit of U.S. Provisional Patent Application No. 60/763,605, filed Jan. 30, 2006, and entitled "GESTURING WITH A MULTIPOINT SENSING DEVICE," which is herein incorporated by reference.

This application is a Continuation-in-Part of U.S. patent application Ser. No. 10/903,964, filed on Jul. 30, 2004, entitled "GESTURES FOR TOUCH SENSITIVE INPUT DEVICES," and which is herein incorporated by reference.

This application is a Continuation-in-Part of U.S. patent application Ser. No. 11/015,434, filed on Dec. 17, 2004, entitled "METHOD AND APPARATUS FOR INTEGRATING MANUAL INPUT," (now U.S. Pat. No. 7,339,580, issued on Mar. 4, 2008), which claims priority to U.S. patent application Ser. No. 09/236,513, filed on Jan. 25, 1999, entitled "METHOD AND APPARATUS FOR INTEGRATING MANUAL INPUT," (now U.S. Pat. No. 6,323,846, issued on Nov. 27, 2001), which claims priority to U.S. Provisional Patent Application No. 60/072,509 filed Jan. 26, 1998, all of which are herein incorporated by reference.

This application is also related to the following patent applications, each of which is herein incorporated by reference:

U.S. patent application Ser. No. 10/654,108, filed Sep. 2, 2003, entitled "AMBIDEXTROUS MOUSE;"

U.S. patent application Ser. No. 10/789,676, filed Feb. 27, 2004, entitled "SHAPE DETECTING INPUT DEVICE;"

U.S. patent application Ser. No. 10/840,862, filed May 6, 2004, entitled "MULTIPOINT TOUCHSCREEN;"

U.S. patent application Ser. No. 11/115,539, filed Apr. 26, 2005, entitled "HAND HELD ELECTRONIC DEVICE WITH MULTIPLE TOUCH SENSING DEVICES;"

U.S. patent application Ser. No. 11/241,839, filed Jul. 30, 2004, entitled "PROXIMITY DETECTOR IN HANDHELD DEVICE;"

U.S. Provisional Patent Application No. 60/658,777, filed Mar. 4, 2005, entitled "MULTI-FUNCTIONAL HANDHELD DEVICE;"

U.S. patent application Ser. No. 10/903,964, filed Jul. 30, 2004, entitled "GESTURES FOR TOUCH SENSITIVE INPUT DEVICES;"

U.S. patent application Ser. No. 11/038,590, filed Jan. 18, 2005, entitled "MODE-BASED GRAPHICAL USER INTERFACES FOR TOUCH SENSITIVE INPUT DEVICES;"

U.S. patent application Ser. No. 11/048,264, filed Jan. 31, 2005, entitled "GESTURES FOR TOUCH SENSITIVE INPUT DEVICES;"

U.S. patent application Ser. No. 11/228,737, filed Sep. 16, 2005, entitled "ACTIVATING VIRTUAL KEYS OF A TOUCH-SCREEN VIRTUAL KEYBOARD;"

U.S. patent application Ser. No. 11/228,758, filed Sep. 16, 2005, entitled "VIRTUAL INPUT DEVICE PLACEMENT ON A TOUCH SCREEN USER INTERFACE;"

U.S. patent application Ser. No. 11/228,700, filed Sep. 16, 2005, entitled "OPERATION OF A COMPUTER WITH TOUCH SCREEN INTERFACE;"

U.S. patent application Ser. No. 10/927,925, filed Aug. 26, 2004, entitled "VISUAL EXPANDER;"

U.S. patent application Ser. No. 10/927,575, filed Aug. 25, 2004, entitled "WIDE TOUCHPAD ON A PORTABLE COMPUTER;"

U.S. patent application Ser. No. 11/619,553, filed Jan. 3, 2007, entitled "MULTI-TOUCH GESTURE DICTIONARY;" and

U.S. patent application Ser. No. 11/619,571, filed Jan. 3, 2007, entitled "MULTI-TOUCH GESTURE DICTIONARY."

BACKGROUND OF THE INVENTION

1. Field of the Invention

The present invention relates generally to gesturing associated with multipoint sensing devices.

2. Description of the Related Art

There exist today many styles of input devices for performing operations in a computer system. The operations generally correspond to moving a cursor and making selections on a display screen. The operations may also include paging, scrolling, panning, zooming, etc. By way of example, the input devices may include buttons, switches, keyboards, mice, trackballs, touch pads, joy sticks, touch screens and the like. Each of these devices has advantages and disadvantages that are taken into account when designing the computer system.

With touch pads, the movement of the input pointer corresponds to the relative movements of the user's finger (or stylus) as the finger is moved along a surface of the touch pad. Touch screens, on the other hand, are a type of display screen that has a touch-sensitive transparent panel covering the screen. When using a touch screen, a user makes a selection on the display screen by pointing directly to GUI objects on the screen (usually with a stylus or finger). In general, the touch device recognizes the touch and position of the touch and the computer system interprets the touch and thereafter performs an action based on the touch event.

In order to provide additionally functionality, gestures have been implemented with some of these input devices. By way of example, in touch pads, selections may be made when one or more taps are detected on the surface of the touch pad. In some cases, any portion of the touch pad may be tapped, and in other cases a dedicated portion of the touch pad may be tapped. In addition to selections, scrolling may be initiated by using finger motion at the edge of the touch pad.

Unfortunately, gesturing is severely limited by the fact that most touch technologies are only capable of reporting a single point even when multiple objects are placed on the sensing surface. That is, they lack the ability to track multiple points of contact simultaneously. In resistive and capacitive technologies, an average of all simultaneously occurring touch points are determined and a single point which falls somewhere between the touch points is reported. In surface wave and infrared technologies, it is impossible to discern the exact position of multiple touch points that fall on the same horizontal or vertical lines due to masking. In either case, faulty results are generated.

Based on the above, there is a need for multipoint sensing devices and methods of implementing gestures with multipoint sensing devices.

SUMMARY OF THE INVENTION

The invention relates, in one embodiment, to an electronic system. The electronic system includes a multipoint sensing device that provides a multipoint sensing area for receiving inputs from one or more objects. The electronic system also includes a gesture module configured to determine a gesture set for a given input arrangement received by the multipoint sensing area of the multipoint sensing device, to monitor the

given input arrangement for one or more gesture events included in the gesture set, and to initiate input actions associated with a gesture event when the gesture event is performed with the input arrangement. The input arrangement may for example be an arrangement of fingers and/or other parts of the hand.

The invention relates, in another embodiment, to a gestural control method. The method includes detecting multiple points within a sensing area at the same time. The method also includes determining a chord when one or more points are detected within the sensing area. The chord is a specific arrangement of points within the sensing area. The method further includes determining a gesture set associating commands to one or more gesture events. The method additionally includes monitoring points for gesture events. Moreover, the method includes performing command associated with gesture event if a gesture event is recognized.

The invention relates, in another embodiment, to a control operation. The control operations includes detecting a touch or near touch. The operations also includes determining a gesture set for the touch. The gesture set includes one or more gesture events for provoking or initiating a command. The operation further includes monitoring the touch for a gesture event. The operation additionally includes initiating a command when a gesture event associated with the gesture set is performed.

The invention relates, in another embodiment, to a gesture operation. The operation includes monitoring a touch motion. The operation also includes differentiating the touch motion between first and second states. The operation further includes performing a first action if the touch motion is associated with first state. The operation additionally includes performing a second action if motion is associated with second state.

The invention relates, in another embodiment, to a control operation. The control operation includes providing a first input device and a second input device that is different than the first input device. The first input device includes an object sensing device such as a touch sensing device for providing input events. The operation also includes monitoring the first input device for input events. The operation further includes simultaneously monitoring the second input device for input events. The operation additionally includes performing input operations in accordance with input events associated with first input device. Moreover, the method includes simultaneously performing input operations in accordance with input events associated with second input device.

The invention relates, in another embodiment, to a control operation. The control operation provides a list of input functions. The input function have commands and gesture events that are linked to the commands. The commands are related to the input function. The operation also includes assigning input functions to chords. The operation additionally includes linking an input function to a chord when the chord is recognized.

The invention relates, in another embodiment, to a control panel. The control panel includes displaying a menu of input functions. The control panel also includes displaying a gesture set that shows commands associated with a selected input function, and gesture events assigned to the commands. The control operation further includes displaying a list of chords. In order to set up a gesture map, a user selects desired input function from list of input functions and selects a desired chord from the list of chords.

The invention relates, in another embodiment, to a gesture design process. The design process includes providing a list of chords and ranking the chords from easiest to hardest. The design process also includes ranking the frequency of operations from most frequent to least frequent. The design process further includes matching the easiest chords with the most frequent operations, and matching the hardest chords with the least frequent operations. The design process may additionally include fine tuning chord/operation grouping.

The invention relates, in another embodiment, to a gesture operation. The gesture operations includes detecting a first finger. The gesture operation also includes determining the state of the finger. The state of the finger may for example be moving or stationary. The gesture operation further includes detecting one or more additional fingers. For example, a second finger may be detected. The gesture operation additionally includes determining the state of the additional fingers. The state of the additional fingers may for example be that they are present or not. Moreover, the method includes implementing different input modes based on timing of states of first and additional fingers relative to one another. The different modes may for example be pointing modes, dragging modes and the like.

BRIEF DESCRIPTION OF THE DRAWINGS

The invention will be readily understood by the following detailed description in conjunction with the accompanying drawings, wherein like reference numerals designate like structural elements, and in which:

FIG. **1** shows an illustrative gesture control operation, in accordance with one embodiment of the present invention.

FIG. **2** shows an illustrative control operation, in accordance with one embodiment of the present invention.

FIG. **3** shows an illustrative control operation, in accordance with one embodiment of the present invention.

FIG. **4** shows an illustrative control operation, in accordance with one embodiment of the present invention.

FIG. **5** shows an illustrative control operation, in accordance with one embodiment of the present invention.

FIG. **6** shows an illustrative control operation, in accordance with one embodiment of the present invention.

FIG. **7** shows an illustrative gesture operation, in accordance with one embodiment of the present invention.

FIG. **8** shows an illustrative gesture operation, in accordance with one embodiment of the present invention.

FIG. **9** shows an illustrative gesture operation, in accordance with one embodiment of the present invention.

FIG. **10** shows an illustrative gesture operation, in accordance with one embodiment of the present invention.

FIG. **11** shows an illustrative gesture operation, in accordance with one embodiment of the present invention.

FIG. **12** shows an illustrative gesture operation, in accordance with one embodiment of the present invention.

FIG. **13** shows an illustrative gesture operation, in accordance with one embodiment of the present invention.

FIG. **14** shows an illustrative gesture operation, in accordance with one embodiment of the present invention.

FIG. **15** shows an illustrative gesture operation, in accordance with one embodiment of the present invention

FIG. **16** shows an illustrative gesture operation, in accordance with one embodiment of the present invention.

FIG. **17** shows an illustrative gesture operation, in accordance with one embodiment of the present invention.

FIG. **18** shows an illustrative gesture operation, in accordance with one embodiment of the present invention.

FIG. **19** shows an illustrative gesture operation, in accordance with one embodiment of the present invention.

FIG. **20** shows an illustrative control operation, in accordance with one embodiment of the present invention.

FIG. **21** shows an illustrative control operation, in accordance with one embodiment of the present invention.

FIG. **22** shows an illustrative control operation, in accordance with one embodiment of the present invention.

FIG. **23** shows an illustrative control operation, in accordance with one embodiment of the present invention.

FIG. **24** shows an illustrative control operation, in accordance with one embodiment of the present invention

FIG. **25** shows an illustrative control operation, in accordance with one embodiment of the present invention.

FIG. **26** shows an illustrative control operation, in accordance with one embodiment of the present invention.

FIG. **27** shows an illustrative control operation, in accordance with one embodiment of the present invention.

FIG. **28** shows an illustrative control operation, in accordance with one embodiment of the present invention.

FIGS. **29**A-G shows diagrams of an illustrative control panel, in accordance with one embodiment of the present invention.

FIG. **30** shows an illustrative control operation, in accordance with one embodiment of the present invention.

FIG. **31** shows an illustrative method of gesture mapping, in accordance with one embodiment of the present invention.

FIG. **32** shows an illustrative gesture mapping method, in accordance with one embodiment of the present invention.

FIG. **33** shows an illustrative method of gesture feedback, in accordance with one embodiment of the present invention.

FIG. **34** shows an illustrative diagram of a gesture viewing window, in accordance with one embodiment of the present invention.

FIG. **35** shows an illustrative keyboard method implemented via a touch screen, in accordance with one embodiment of the present invention.

FIG. **36** shows an illustrative gesture design process, in accordance with one embodiment of the present invention.

FIG. **37** shows an illustrative matrix for rating chords, in accordance with one embodiment of the present invention.

FIG. **38** shows an illustrative matrix for ranking frequency of operations for a few operations, in accordance with one embodiment of the present invention.

FIG. **39** shows an illustrative control operation, in accordance with one embodiment of the present invention.

FIG. **40** shows an illustrative control operation, in accordance with one embodiment of the present invention.

FIG. **41** shows an illustrative control operation, in accordance with one embodiment of the present invention.

FIG. **42** shows an illustrative diagram of a gesture map, in accordance with one embodiment of the present invention.

FIG. **43** is a diagram of a gesture map, in accordance with one embodiment of the present invention.

FIG. **44** is a diagram of a gesture map, in accordance with one embodiment of the present invention.

FIG. **45** is a diagram of a gesture set, in accordance with one embodiment of the present invention.

FIG. **46** is a diagram of a gesture set, in accordance with one embodiment of the present invention.

FIG. **47** is a diagram of a gesture set, in accordance with one embodiment of the present invention.

FIG. **48** is a diagram of a gesture set, in accordance with one embodiment of the present invention.

FIG. **49** shows an illustrative gesture operation, in accordance with one embodiment of the present invention.

FIG. **50** shows an illustrative gesture operation, in accordance with one embodiment of the present invention.

FIG. **51** shows an illustrative gesture operation, in accordance with one embodiment of the present invention.

FIG. **52** shows an illustrative gesture operation, in accordance with one embodiment of the present invention.

FIG. **53** shows an illustrative gesture operation, in accordance with one embodiment of the present invention.

FIG. **54** shows an illustrative block diagram of an electronic system, in accordance with one embodiment of the present invention.

DETAILED DESCRIPTION OF THE INVENTION

Gestures and methods of implementing gestures with sensing devices are disclosed. More particularly, gestures and methods of implementing gestures with multipoint sensing devices are disclosed. Multipoint sensing devices have a number of advantages over conventional single point devices in that they can distinguish more than one object (finger) simultaneously or near simultaneously. In most cases, multipoint sensing devices and systems that utilize such devices monitor a surface for a touch or near touch event. When such an event occurs, it can determine the distinct area(s) of contact and identify the nature of the events via their geometric features and geometric arrangement. Once identified, the touch or near touch events are monitored to determine if they correspond to various gestures events.

A gesture event may be defined as a stylized interaction with the sensing surface mapped to one or more specific computing operations. Gesture events may be made through various hand, and more particularly digit, motions, taps, pressures, dwells, and/or the like. Because the surface is based on multipoint technology, complex gesturing may be performed with any number of digits or other contact portions of the hand. In fact, because of this, a large gesture language analogous to sign language may be developed. Gesture language (or map) may include for example a set of instructions that recognize an arrangement of contacts (e.g., chords), recognizes the occurrence of gesture events (e.g., motions), and informs one or more software agents of the gesture events and/or what action(s) to take in response to the gesture events. Examples of multipoint gesturing may for example be found in U.S. patent application Ser. Nos. 10/903,964, 11/038,590, and 11/015,434, which are all herein incorporated by reference.

A wide range of different gestures can be utilized with multipoint sensing devices. For example, a gesture may be a single point or a multipoint gesture; a static or dynamic gesture; a continuous or segmented gesture; and/or the like. Single point gestures are those gestures that are performed with a single contact point, e.g., the gesture is performed with a single touch as for example from a single finger, a palm or a stylus. Multipoint gestures are those gestures that can be performed with multiple points, e.g., the gesture is performed with multiple touches as for example from multiple fingers, fingers and palms, a finger and a stylus, multiple styli and/or any combination thereof. Static gestures may be those gestures that do not substantially include gesture events (e.g., chords), and dynamic gestures may be those gestures that do include significant gesture events (e.g., motions, taps, etc.). Continuous gestures may be those gestures that are performed in a single stroke, and segmented gestures may be those gestures that are performed in a sequence of distinct steps or strokes. Although several examples are given herein, it should be appreciated that this is by way of example and not by way of limitation.

Multipoint sensing devices can be embodied in various forms including but not limit to standard sized touch pads, large extended palm pads, touch screens, touch sensitive housings, etc. Furthermore, multipoint sensing devices can be

positioned on many form factors including but not limited to tablet computers, laptop computers, desktop computers as well as handheld computing devices such as media players, PDAs, cell phones, and the like. The multipoint sensing devices may also be found on dedicated input devices such as touch screen monitors, keyboards, navigation pads, tablets, mice, and the like. Examples of multipoint sensing devices may be found in U.S. patent application Ser. Nos. 10/840,862, 10/927,575, which are all herein incorporated by reference

Several embodiments will now be discussed below with reference to FIGS. **1-54**. However, those skilled in the art will readily appreciate that the detailed description given herein with respect to these figures is for explanatory purposes as the invention extends beyond these limited embodiments.

FIG. **1** shows illustrative gesture control operation **10**, in accordance with one embodiment of the present invention. The operation **10** may begin at block **12** where a multi-point sensing device is provided. The multi-point sensing device is capable of detecting multiple points of contact or near contact at the same time. The multi-point sensing device may for example include a multi-touch sensing surface capable of simultaneously sensing multi objects on the its touch surface. Alternatively or additionally, the multipoint sensing device may include capabilities for sensing objects in close proximity to a surface but not touching the surface (e.g., proximity sensing). The multi-point sensing device may be embodied as a touch screen, touch pad, a touch sensing palm rest, touch sensitive housing and/or the like.

Following block **12**, the operation can proceed to block **14** where a determination is made as to whether or not a touch or near touch is detected by the multi-point sensing device. If a touch is not detected, the operation can wait. If a touch is detected, the operation can proceed to block **16** where a chord associated with the touch is determined. A chord may be a specific arrangement of contacts or near contacts that can be assigned to some input functionality. Generally speaking, when objects are placed near or on a touch sensing surface, contact patches are created and these contact patches form a pattern that can be identified. The pattern can be made with any assortment of objects including for example mechanical features such as styli and signets and/or portions of one or more hands such as finger, thumb, palm, knuckles, etc.

The chord can be widely varied and may depend on many factors including the size of the touch surface, whether the touch surface is a touch screen or touch pad, etc. Furthermore, the chords may be based on the number of unknown contacts or a specific arrangement of known contacts. The chords may be further based on whether the contacts are close together, in a neutral position or spread apart. The chords may be further based on whether the contacts are adjacent or offset one another. The chords may be further based on the whether they are from left and/or right hand.

Determining the chord may include analyzing the touch (image created by objects touching or near touching the touch surface) and recognizing a specific arrangement of contacts. More particularly, the determination may include classifying or identifying the contacts via the geometric features of each contact as well as the geometric arrangement of contacts, and then referring to a database of expected chords (e.g., gesture map). If the arrangement of contacts matches an expected chord then the arrangement of contacts may be presumed to be the expected chord. These steps may also include filtering. For example, some contacts may not actually be part of a chord. For example, in the case of a touch palm pad, contacts formed by the palm may be ignored since they serve as a support base for the digits of the hand (e.g., very awkward to hold palms above touch surface for extended periods of time). In the case of a tablet PC with a touch screen, contacts formed by the thumb of at least one hand may be ignored since they are primarily used to hold the tablet PC.

Examples of one hand chords are shown below in Table 1. It should be appreciated that Table 1 is not an exhaustive list and that it is shown by way of example and not by way of limitation. For example, the palm may be counted as a contact and added to any of the combinations shown in Table 1 to create more chords. It should be further noted that many more chord combinations can be created by combining the list of Table 1 with the same list from the opposite hand. It should also be noted that although there are many combinations some chords may not be feasible for various reasons including ease of use, ergonomics, intuitiveness, etc.

Once the chord has been determined, the operation can proceed to block **18** where a gesture set associating actions to one or more gesture events is determined. A gesture set may be a map that links actions to gesture events. The gesture set may depend on the determined chord, but may also depend on other factors including location of the chord, open application, state or mode of the application, other touch characteristics, etc. In essence, the chord selects an input channel with each channel having a different gesture set associated therewith. In some cases, for organizational purposes and ease of use, the channels are associated with a particular input functionality such as navigating operations, file operations, edit operations, viewing operations, formatting operations, tool operations, web browsing operations, etc. Each of these input functionalities can have an associated set of commands that are tied to gesture events.

The actions may be state commands or manipulative commands. A state command is a single implemented command. Examples of state commands include new, open, close, delete, rename, select all, cut, copy, paste, undo, redo, group/ungroup, italic, bold, underline, previous/next, play/pause, mute, etc. Other examples of state commands include launching a particular program, launching a particular mode of a program, launching a website, opening a tool bar, opening a menu, arrowing, backspace, space, enter, tab, caps lock, functions, zooming, enlarging/reducing, paging, volume, etc. A manipulative command is a command that continuously manipulates the selected object. Examples of manipulative commands include pointing, tracking, dragging, scrolling, panning, zooming, sizing, stretching, paging, volume, etc. It should be appreciated that these examples are not a limitation and that other commands may be used.

As noted above, a gesture event can be any stylized physical action that can be performed on or above the touch surface. Examples of gesture events may include for example motions, taps, pressure changes, dwells, etc. In some cases, the gesture events may be performed by the chord. In other case, the gesture events may be performed by a subset of the chord. In other cases, the gesture events may be performed by new contacts in addition to or separate from the initial chord. Gesture events will be described in greater detail below.

In block **20**, the touch can be monitored for gesture events, and in block **22** a determination can be made as to whether or not gesture events are recognized. Recognizing the gesture events may include analyzing the touch characteristics of contacts (contacts associated with the chord and/or new contacts), identifying a specific pattern and referring to the gesture set and its list of expected gesture events. If the pattern matches an expected gesture event then the pattern may be presumed to be the expected gesture event. The touch characteristics may for example include first order consideration such as motion, tapping, change in pressure, dwell, and second order considerations such as speed (absolute or relative),

direction (absolute or relative), orientation (absolute or relative), size (absolute or relative), duration (absolute or relative), shape (absolute or relative), length (absolute or relative), and/or the like.

In one embodiment, gesture events can be designed or selected to be distinguishable from other gesture events to prevent cross talk or mistakes in recognizing the gesture event (e.g., typically want gesture events to be easily differentiated from other gesture events).

Again, gesture events may be classified as motion, tapping, pressure, dwell, etc. If motion, the gesture events may exemplified as follows: sliding in any direction, a slow linear swipe to the right, left, up and down; a quick linear flick to the right, left, up and down; a slow rotation clockwise or counter clockwise; a quick rotation clockwise or counter clockwise; contract or expansion of two of more contacts (e.g., spreading and closing separation between contacts). If tap, the gesture events may further be exemplified as follows: ½ tap, full tape, multiple tap, quick tap, slow tap, etc. If pressure, the gesture events may be further exemplified as light press or hard press. If dwell, the gesture events may be further exemplified as long stationary pause or short stationary pause. It should be appreciated that this list is not a limitation and that gesture events may be classified in other ways and orientations. For example, linear motion gestures are not limited to right, left, up and down, and may further include up-right, up-left, down-right, down-left.

The gesture events may be basic or advanced. Basic gestures may be those gestures with one action as for example swipe linear right. Advanced gestures may be those gestures with multiple actions such as swipe linear right followed by a tap or swipe linear right; long pause, swipe linear left; or rotate CCW with increased or decreased pressure. Advanced gestures may include any number of actions. Basic gestures may be used for ease of use and processing complexity reasons.

If a gesture event is recognized, the operation can proceed to block **24** where the action(s) associated with the gesture events are performed. Block **24** may include referring to the gesture set and locating the action(s) associated with the recognized gesture events. Once located, the action(s) can be initiated. If the action is a state command, the command can be initiated each and every time the gesture event is performed (e.g., the gesture event operates like a button). In some cases, the gesture event can be designed to create repetitive state commands. For example, if the user extends or continues the gesture event multiple state commands can be initiated. This may be helpful in a game mode for rapid firing or in an editing mode when undoing work or in a browse mode when flipping through pages. By way of example, if a single undo command is initiated by a quick linear swipe to the right, a repetitive undo command may be initiated by a quick linear swipe followed by a slow linear swipe in one continuous motion (during touch). In this example, the undo command can be repeatedly initiated in accordance with the slow linear swipe (e.g., the undo command is fired every 100 ms during the slow linear swipe). If the action is a manipulative command, the command can be continuously generated during the gesture event (e.g., one to one correspondence between command and gesture event). For example, if the command is scrolling, scrolling can be performed as long as the gesture event is performed and in accordance with the gesture event properties (e.g., speed, direction, etc.).

Following block **24**, the operation can proceed to block **26** where a determination is made as to whether or not a switching event has been performed. A switching event can refer to an event that resets the operation or initiates a chord change. The switching event may be implemented in a variety of ways. For example, it may be implemented by removing all contacts for a predetermined amount of time (e.g., lifting hand off of touch surface). It may also be implemented by changing the base chord during the touch (e.g., adding/removing contacts). It may also be implemented by adding/removing contacts from the opposite hand (e.g., placing one or more fingers down with the opposite hand while the other hand is still touching). It may also be implemented by pausing (e.g., if the contacts stay stationary for a preset amount of time). It may also be implemented by a key entry or button click from a standard keyboard or mouse. It may also be implemented via a gesture event. If a switching event has occurred, the operation proceeds back to block **12**. If a switching event has not occurred, then the operation proceeds back to block **20**.

TABLE 1

one Hand Chord Examples
Unknown contacts - standard arrangement (no palm or palm ignored)
Any one finger
Any two fingers
Any three fingers
Any four fingers
Thumb + any finger
Thumb + any two fingers
Thumb + any three fingers
Thumb + four fingers
Unknown Contacts - varied arrangement (no palm or palm ignored)
Two adjacent fingers
Two non adjacent fingers
Two adjacent fingers + one non adjacent finger
Thumb + two adjacent fingers
Thumb + two non adjacent fingers
Thumb + two adjacent fingers + one non adjacent finger
Any two adjacent fingers closed
Any two adjacent fingers spread
Any three adjacent fingers closed
Any three adjacent fingers spread
Four adjacent fingers closed
Four adjacent fingers spread
Thumb + two adjacent fingers closed
Thumb + two adjacent fingers spread
Thumb + three adjacent fingers closed
Thumb + three adjacent fingers spread
Thumb + four adjacent fingers closed
Thumb + four adjacent fingers spread
Known Contacts (no palm or palm ignored)
Index
Middle
Ring
Pinky
Index + Middle
Index + Ring
Index + Pinky
Middle + Ring
Middle + Pinky
Ring + Pinky
Thumb + Index
Thumb + Middle
Thumb + Ring
Thumb + Pinky
Thumb + Index + Middle
Thumb + Index + Ring
Thumb + Index + Pinky
Thumb + Middle + Ring
Thumb + Middle + Pinky
Thumb + Ring + Pinky
Index + Middle + Ring
Index + Middle + Pinky
Index + Ring + Pinky
Middle + Ring + Pinky
Thumb + Index + Middle + Ring

TABLE 1-continued

one Hand Chord Examples
Thumb + Index + Middle + Pinky
Thumb + Index + Ring + Pinky
Thumb + Middle + Ring + Pinky
Index + Middle + Ring + Pinky
Thumb + Index + Middle + Ring + Pinky
Other (palm face down)
Fingers closed fist or wrapped to palm
Index + remaining fingers closed fist or wrapped to palm
Index + Middle + remaining fingers closed fist or wrapped to palm
Index + Middle + Ring + Pinky closed fist or wrapped to palm
Thumb + remaining fingers closed fist or wrapped to palm
Thumb + Index + remaining fingers closed fist or wrapped to palm
Thumb + Index + Middle + remaining fingers closed fist or wrapped to palm
Thumb + Index + Middle + Ring + Pinky closed fist or wrapped to palm
Thumb + Index + remaining fingers closed fist or wrapped to palm
Thumb + Index + Middle + remaining fingers closed fist or wrapped to palm
Thumb + Index + Middle + Ring + Pinky closed fist or wrapped to palm
Other
Right side of Hand
Left Side of Hand
Backside of hand
Front side of hand (all)
Other (knuckles face down - punch)
Fingers closed fist or wrapped to palm
Index open + remaining fingers closed fist or wrapped to palm
Index open + Middle open + remaining fingers closed fist or wrapped to palm
Index open + Middle open + Ring open + Pinky closed fist or wrapped to palm
Thumb + Fingers closed fist or wrapped to palm
Thumb + Index open + remaining fingers closed fist or wrapped to palm
Thumb + Index open + Middle open + remaining fingers closed fist or wrapped to palm
Thumb + Index open + Middle open + Ring open + Pinky closed fist or wrapped to palm

FIG. **2** shows illustrative control operation **50**, in accordance with one embodiment of the present invention. The operation may begin at block **52** where a touch or near touch is detected.

Following block **52**, the operation can proceed to block **54**, where a gesture set is determined for the touch. The gesture set may depend on many factors including touch characteristics, touch location, open application, mode of application, and the like. In most cases, the gesture set is based at least in part on the arrangement of contacts at touchdown.

Following block **54**, the operation can proceed to block **56** where the touch is monitored for gesture events associated with the gesture set. The gesture set may include one or more gesture events for provoking or initiating a command (e.g., commands can be tied or linked to specific gesture events).

Following block **56**, the operation can proceed to block **58** where one or more commands are initiated when gesture events are performed. For example, a user may slide a specific arrangement of fingers to provoke or initiate a scrolling event.

FIG. **3** shows illustrative control operation **60**, in accordance with one embodiment of the present invention. The control operation **60** may for example correspond to block **54** in FIG. **2**. The control operation **60** may begin at block **62** where the initial arrangement of contacts are recognized. Thereafter, in block **64**, the initial arrangement of contacts can be compared to a stored set of arrangement of contacts. For example, the system may refer to a gesture map that includes a list of initial arrangement of contacts and gesture sets assigned thereto. If there is a match, the operation can proceed to block **66** where the gesture set assigned to the recognized initial arrangement of contacts is loaded.

FIG. **4** shows illustrative control operation **70**, in accordance with one embodiment of the present invention. The control operation **70** may begin at block **72** where a touch is detected. Thereafter, in block **74**, the location of the touch can be determined. Thereafter, in block **76**, the arrangement of contacts associated with the touch can be determined (e.g., touch pattern). Thereafter, in block **78**, the active application can be determined. Thereafter, in block **80**, the current state of the application can be determined (e.g., current mode). Thereafter, in block **82**, an appropriate gesture set can be set or selected based on one or more of the determined attributes mention above (blocks **74-80**). For example, using the determined attributes, a system may refer to a stored gesture map that links each of the above mentioned attributes to a particular gesture set. The stored gesture map may be created by default or it may customizable by the user. For example, the user may use a control panel to change settings associated with the gesture map or use a training sequence to program the gesture map.

FIG. **5** shows illustrative control operation **100**, in accordance with one embodiment of the present invention. The control operation may begin at block **102** where a determination is made as to whether or not a touch is detected. If a touch is detected, the operation can proceed to block **104** where the arrangement of contacts are recognized. Block **104** may include sub blocks **106** and **108**. In block **106** a determination is made as to whether the contact patches can be precisely identified. For example, whether a contact patch may be an index finger or thumb or palm. If they cannot be precisely identified, then the operation can proceed to block **108** where the number of contact patches are determined. For example, whether there are two contact patches, three contact patches, etc. Following block **104**, the operation can proceed to block **110** where the recognized arrangement of contacts are compared to stored arrangement of contacts in a gesture map. If there is no match, then the operation can proceed back to block **102**. If there is a match, then the operation can proceed to block **112** where after referring to the gesture map, the gesture set associated with the initial arrangement of contacts are loaded. Thereafter, in block **116**, the touch can be monitored for gesture events associated with the gesture set. If a gesture event is performed, the operation can proceed to block **118** where the command associated with the gesture event is performed.

FIG. **6** shows illustrative control operation **120**, in accordance with one embodiment of the present invention. The control operation **120** may begin at block **122** where a touch or near touch is detected. Thereafter in block **124** a chord can be determined for the touch. Thereafter, in block **126**, the input functionality associated with chord can be determined. The input functionality may describe an operation or group of operations. Examples of operations include navigating operations, file operations, edit operations, viewing operations, insert operations, formatting operations, tool operations, web operations, etc. The input functionality may be further based on environmental conditions including location of chord on touch surface, applications, modes, etc. Thereafter, in block **128** the gesture set associated with the input functionality can be activated or loaded. A gesture set may be a group of gesture events, each of which is assigned to a different action related

to the input functionality. The gesture event may be performed solely by the initial chord either as a group, a subset of the group or relative to one another. Alternatively, they may be performed by objects not associated with the chord (e.g., contact patches added after the base chord is set). The gesture event may include first order parameters such as motion, tapping, dwell, pressure and/or the like. The gesture event may also include second order parameters that define the first order parameters such as speed, direction, shape, timing/duration, length, and/or the like. Thereafter, in block **130**, actions associated with gesture events can be implemented when gesture events are performed.

FIG. **7** shows illustrative gesture operation **140**, in accordance with one embodiment of the present invention. The operation **140** may begin at block **142** where a touch is detected. Following block **144**, the operation can proceed to block **144** where an arrangement of contacts are recognized. Thereafter, in block **146**, the chord associated with the recognized arrangement of contacts can be determined. Following block **146**, the operation can proceed to block **148** where the gesture set associated with the chord is loaded. The gesture set contains gesture events that can be performed with any arrangement of contacts during the touch. Thereafter, in block **150**, the touch can be monitored for a gesture event performed by any arrangement of contacts. If a gesture event has been performed by any arrangement of contacts, the operation can proceed to block **152** where the control/command associated with the gesture event is initiated. If a gesture event has not been performed, the operation can proceed to block **154** where a determination is made as to whether or not a touch is still detected. If a touch is still detected, the operation can proceed back to block **150**. If a touch is not detected, the operation can proceed back to block **142**. That is, a lift followed by a touch resets the chord and thus the gesture set.

The initial chord selection model described above in FIG. **7** advantageously allows user to pick up or drop additional fingers without affecting the gesture set. This is more ergonomic in that a user starting in a base chord of two fingers can drop the remaining three fingers so that all five fingers are supporting the hand. As a result, gesturing can be performed for longer periods of time. In essence changes to the base chord are ignored. Furthermore, it allows users to extend pointing/dragging, scrolling etc. in limited space touch surfaces by lifting all but one finger and walking and sliding other fingers toward the target.

FIG. **8** shows illustrative gesture operation **160**, in accordance with one embodiment of the present invention. The operation **160** may begin at block **162** where a determination is made as to whether or not 2 adjacent fingers are detected. If so, the operation can proceed to block **164** where pointing operations are performed in accordance with motion. If not, the operation can proceed to block **166** where a determination is made as to whether or not 3 adjacent fingers are detected. If so, the operation can proceed to block **168** where dragging operations are performed in accordance with motion. If not, the operation can proceed to block **170** where a determination is made as to whether or not a thumb and two adjacent fingers are detected. If so, the operation can proceed to block **172** where secondary dragging operations are performed. If not, the operation can proceed to back to block **162**. This process can be reset each and every time all the fingers are lifted off of the touch surface (e.g., touch is no longer detected).

FIG. **9** shows illustrative gesture operation **180**, in accordance with one embodiment of the present invention. The operation **180** may begin at block **182** where a base chord is determined. Thereafter, the operation can perform three different processes either separately or simultaneously (parallel blocks **184-188**). In block **184**, motion can be detected with the base chord. Thereafter, in block **190** pointing operations can be performed in accordance with the motion. In block **186**, a new first digit can be detected. That is, a new first digit not associated with the base chord can be detected (in addition to the base chord). Thereafter, in block **192**, a first command can be initiated each time the new first digit is detected. In some cases, a user can perform repetitive commands by continuously tapping the new first digit. In block **188**, a new second digit can be detected (in addition to the base chord). That is, a new second digit not associated with the base chord can be detected. Thereafter, in block **194**, a second command can be initiated each time the new second digit is detected. In some cases, a user can perform repetitive commands by continuously tapping the new second digit or simply holding the digit down. The operation described in FIG. **9** is sometimes referred to as current chord selection model.

In one example of FIG. **9**, the base chord can be 3 fingers (either index-middle-ring or thumb-middle-ring). Thus three fingers can be used for pointing operations. Furthermore, the new first digit may be the thumb or index if thumb is already part of base. Thus, the thumb or index can initiate the first command. Moreover, the new second digit may be the pinky. Thus, the pinky can initiate the second command.

The above example may be useful in game modes. The base chord can be used for pointing, first new digit can be used for triggering, and the second new digit can be used for a weapon change. Alternatively, in standard modes, the base chord can be used for pointing, first new digit can be used for primary click and drag, and the second new digit can be used for a secondary click and drag. The three finger support provides sufficient support in both gaming and standard modes.

FIG. **10** shows illustrative gesture operation **200**, in accordance with one embodiment of the present invention. The operation **200** may begin at block **202** where a touch is detected. Following block **204**, the operation can proceed to block **204** where an arrangement of contacts are recognized. Thereafter, in block **206**, the chord associated with the recognized arrangement of contacts can be determined. Following block **206**, the operation can proceed to block **208** where the gesture set associated with the chord is loaded. The gesture set may contain gesture events that can be performed with any arrangement of contacts during the touch. Thereafter, in block **210**, the touch can be monitored for a gesture event performed by any arrangement of contacts. If a gesture event has been performed by any arrangement of contacts, the operation can proceed to block **212** where the control/command associated with the gesture event is initiated. If a gesture event has not been performed, the operation can proceed to block **214** where a determination is made as to whether the base chord or current arrangement of contacts has paused during the touch. If so, the pause can be presumed to be a chord switching event and the operation can proceed back to block **204**. If not, the operation can proceed to block **216** where a determination is made as to whether or not a touch is still detected. If a touch is still detected, the operation can proceed back to block **210**. If a touch is not detected, the operation can proceed back to block **202**.

In the pause selection model described in FIG. **10**, switches may only occur if the original fingers are paused or moving pretty slowly. Thus, users can relax from 1 finger into five finger pointing so long as the finger drop is in the middle of a pointing stroke.

FIG. **11** shows illustrative gesture operation **220**, in accordance with one embodiment of the present invention. The operation **220** may begin at block **222** where a determination

is made as to whether or not 1 finger is detected. If so, the operation can proceed to block **224** where pointing operations are performed in accordance with motion. If not, the operation can proceed to block **226** where a determination is made as to whether or not 2 adjacent fingers are detected. If so, the operation can proceed to block **228** where dragging operations are performed in accordance with motion. In some cases, drag lock/extend may be initiated by clicking and in other cases it is initiated by dropping the thumb (two adjacent fingers+thumb). If not, the operation can proceed to block **230** where a determination is made as to whether or two non adjacent fingers are detected. If so, the operation can proceed to block **232** where secondary dragging operations are performed. In some cases, drag lock/extend may be initiated by clicking and in other cases it is initiated by dropping the thumb (two non adjacent fingers+thumb). If not, the operation can proceed to block **234** where a determination is made as to whether of not 3 or four fingers are detected. If so, scrolling can be initiated in accordance with motion (block **236**). If not the operation can proceed back to block **222**. This process can be reset each and every time all the fingers are lifted off of the touch surface (e.g., touch is no longer detected) or if the chord is paused for a moment.

FIG. **12** shows illustrative gesture operation **240**, in accordance with one embodiment of the present invention. The operation **240** may begin at block **242** where a determination is made as to whether or not 5 fingers are detected. If so, the operation can proceed to block **244** where pointing is initiated until all fingers are lifted off the touch surface. In block **246**, a determination is made as to whether or not 1 of the 5 fingers does a lift and tap during pointing. If so, a click can be performed (block **248**). In block **250**, determination is made as to whether or not 2 of the 5 fingers does a lift and tap during pointing. If so, a drag can be performed (block **252**). Thereafter, in block **253**, a determination is made as to whether or not 1 or 2 of the 5 fingers does a lift and tap during dragging. If so, a drop can be performed (block **254**). If not, dragging can continue. After blocks **250** and **254**, the operation can proceed back to block **244**. This process can be reset each and every time all the fingers are lifted off of the touch surface (e.g., touch is no longer detected) or if the chord is paused for a moment.

In an alternative embodiment of FIG. **12**, lifting and tapping a left oriented finger of the five finger base chord may initiate a left button click, and lifting and tapping a right oriented finger of the base chord may initiate a right button click.

FIG. **13** shows illustrative gesture operation **260**, in accordance with one embodiment of the present invention. The operation **260** may begin at block **262** where a touch is detected. Thereafter, in block **264**, the side of the pinky can be recognized. The side of the pinky produces a long (highly eccentric) horizontal contact patch distinct from all other contacts (except possibly a flattened thumb). As such, the gesture system may be capable of consistently classifying horizontally eccentric yet thin contacts as a pinky (or possibly a thumb). Thereafter, in block **266**, a swipe can be detected with the side of the pinky. Thereafter, in block **268**, a control or command associated with the swiping pinky can be performed.

Side pinky swipe may be useful for simple control gestures like volume up/down, sleep, screen saver, etc. The side pinky swipe has the simplicity of single finger touch while being recognizably distinct from normal 1 fingertip pointing/clicking. It is also very ergonomic because while touching with side of pinky, the thumb is pointing straight up into the air. This is the most neutral comfortable of all wrist positions.

FIG. **14** shows illustrative gesture operation **280**, in accordance with one embodiment of the present invention. The operation **280** may begin at block **282** where a gesture set mapping upward slide to Expose and downward slide to Dashboard is provided.

Dashboard is a control panel that includes customizable widgets (mini applications) that bring information to the user instantly—weather forecasts, stock quotes, yellow pages, airline flights, sport scores, etc. In most cases, when activated, the Dashboard is brought into view, and when deactivated, the Dashboard is removed from view. The user is able to receive up to date and timely info from the Internet with a click of a button, and then have it disappear instantly when button is released.

Expose is a window management program. Window management programs are configured to help navigate through or mitigate window clutter (the state where its is difficult to find documents or see the desktop because there are so many open windows and/or applications). Expose may have or be selected from three different modes of operation, which can be controlled by gesturing. The first mode is All Windows or Tile, Scale and Show all. When operating in this mode, all open windows are tiled and scaled so that all the open windows can be seen simultaneously inside the display screen. That is, performing the specified gesture instantly tiles all of the open windows—scales them down and neatly arranges them so that the user can view the contents in each window. The amount of scaling or the rate of scaling may be tied to some characteristic of the gesture as for example pressure or speed. The second mode is Application Windows or Highlight Current Application. This mode works similarly to the first mode except that it only works on a particular application. For example, performing the specified gesture may instantly tile the open windows of a particular application while causing all of the other open application to fade to a shade of grey. The third mode is Desktop or Hide All. In this mode, all of the open windows are moved to the screen edges thereby opening up the desktop. That is, performing the specified gesture may hide all of the open windows giving the user instant access to their desktop.

Thereafter, in block **284**, the operations can include recognizing a base chord (e.g., two or more fingers). Thereafter, in block **286**, a determination can made as to whether or not an upward slide is detected with the base chord. If so, the operation can proceed to block **288** where Expose all is opened. Thereafter, in block **290**, a determination can be made as to whether or not a downward slide is detected with the base chord. If so, the operation can proceed to block **292** where Expose all is closed. Thereafter, the operation can proceed back to block **286**. Referring back to block **286**, if an upward slide is not detected by the base chord, then the operation can proceed to block **294** where a determination can be made as to whether or not a downward slide is detected with the base chord. If so, the operation can proceed to block **296** where dashboard is opened. Thereafter, in block **298**, a determination can be made as to whether or not an upward slide is detected. If so, the operation can proceed to block **300** where Dashboard is closed. Thereafter, the operation can proceed back to block **286**. Referring back to block **294**, if a downward slide is not detected, the operation can proceed to block **301** where a determination is made as to whether the chord has changed. For example, lifting one finger away. If the chord has been changed, the operation can proceed to block **302** where pointing is performed with the altered chord. Thereafter, in block **304**, a determination can be made as to whether or not the chord has been changed back to the base chord. If

so, the operation can proceed back to block **286**. Gesture operation **280** is sometimes referred to as canceling in opposite direction.

In additional embodiments, the operation shown in FIG. **14** can be modified to include right and left swipes, each of which is associated with a different functionality of Expose.

A static command gesture is a gesture that is performed by simply placing a specific arrangement of contacts on a touch surface. A command is initiated when the specific arrangement of contacts is identified at touch down. There are no gesture events that follow the initial placement. The command is simply generated when the touch is detected. The static command gesture may be analogous to sign language where specific hand arrangements mean different things. In the context of the static command gesture, each hand arrangement (or different arrangement of contacts) initiates a different command.

FIG. **15** shows illustrative gesture operation **310**, in accordance with one embodiment of the present invention. The gesture operation **310** may begin at block **312** where a touch or near touch is detected on a touch surface. Following block **312**, the operation can proceed to block **314** where an arrangement of contact patches associated with the touch is identified. The arrangement of contact patches may be made through one or two hands or alternatively or additionally through elements such as stylus or signets. When the contact patches are created by the hand, they may be made by any portion of the hand including digits, palms, etc, and further by any orientation of the hand, by any position of the digits relative to one another, and by any orientation of digits. As should be appreciated, different hand orientations and different digit positions/orientations will create a different arrangement of contact patches. Examples of different orientations include open hand—face down, open hand face up, open hand side down (thumb up), closed hand—palm down, closed hand—back of hand, closed hand—knuckles, closed hand—side down. Examples of different digit positions include spread, neutral, grouped, etc. Any arrangement of contacts can be envisioned (sign language).

Following block **314**, the operation can proceed to block **316** where a command tied to a specific arrangement of contacts is initiated when the specific arrangement of contacts is identified. The commands may be widely varied.

FIG. **16** shows illustrative gesture operation **320**, in accordance with one embodiment of the present invention. The gesture operation **320** may begin at block **322** where a touch is monitored for motion. The touch may for example be embodied as a specific arrangement of contacts. If there is motion, the gesture operation can proceed to block **324** where the motion is differentiated between a flick and a swipe. A flick may be a quick short motion. A swipe may be a longer slower motion. If the motion is a flick, then a first action can be performed when the flick is detected (block **326**). If the motion is swipe, then a second action can be performed when the swipe is detected (block **328**).

FIG. **17** shows illustrative gesture operation **330**, in accordance with one embodiment of the present invention. The gesture operation **330** may begin at block **332** where a touch is detected on a touch surface (e.g., touch pad, touch screen, etc.). Following block **332**, the operation can proceed to block **334** where two contacts associated with the touch are identified. Thereafter in block **336**, the operation can include monitoring the touch for a gesture event. In block **338**, a rotate command can be initiated when a first contact is stationary and the second contact is rotated about the first contact.

Many users keep multiple windows open an any one time. This allows them to go back and forth between windows as needed. This can be beneficial when copying from one window and pasting in another window. In a typical process, the user would select one of the windows, thereby activating the window and then perform actions within the window. The user would then, select another window, thereby activating the new window and deactivating the old window and then perform actions within the new window. This is clumsy and consists of many steps. In order to overcome this, the present invention provides a method in FIG. **18** that gives the user the ability to go back and forth between windows without activating and deactivating. The windows become active when a pointing mechanism is located over the window. The pointing mechanism may be a pointer or cursor in the case of a touch pad, or a finger in the case of a touch screen.

FIG. **18** shows illustrative gesture operation **340**, in accordance with one embodiment of the present invention. The gesture operation **340** includes providing multiple windows **342**. For example, the windows may be opened programs on a desktop. Thereafter, in block **344**, the operation can include detecting a pointing mechanism over the first window. For example, in the case of a touch pad, the pointing mechanism may be a cursor. In the case of a touch screen, the pointing mechanism may be a finger or group of fingers. Thereafter, in block **346**, the touch can be monitored to determine if a chord associated with the pointing mechanism has been presented. In the case of a touch pad, this may be accomplished after the cursor is placed over the window. In the case of a touch screen, this may be accomplished while the finger is positioned over the window. Thereafter in block **348**, a gesture set associated with the chord and first window can be initiated (e.g., the gesture set depends on both the chord and window). Thereafter, in block **350**, actions can be performed in the first window when gesture events associated with the gesture set are performed on the touch surface. Thereafter, in block **352**, the operation can include detecting a pointing mechanism over the second window. This may be accomplished at a different time than block **344** or it may occur simultaneously with block **344**. The pointing mechanism may be the same pointing mechanism used for the first window (e.g., the pointing mechanism is moved from one window to the other) or alternatively the pointing mechanism may be a second pointing mechanism (e.g., second cursor or second finger). Thereafter, in block **354**, the touch surface can be monitored to determine if a chord associated with the second pointing mechanism has been presented. Thereafter in block **356**, a gesture set associated with the chord and second window can be initiated. Thereafter, in block **358**, actions can be performed in the second window when gesture events associated with the gesture set are performed on the touch surface.

In one example of FIG. **18**, using a touch screen, if a user is performing copy and paste, the user can place their finger(s) from one hand over the first window and select an object to be copied. Thereafter, the user can perform a copy gesture over the first window. The user can also places fingers from a second hand over the second window and select a location for pasting. Thereafter, the user can perform a paste gesture over the second window.

In another example of FIG. **18**, using a touch screen, if a user is performing a copy and paste, the user can place their finger(s) from one hand over the first window and select an object to be copied. Thereafter, the user can perform a copy gesture over the first window. The user can then move their hand to the second window. The user can place their fingers over the second window and selects a location for pasting. Thereafter, the user ca perform a paste gesture over the second window.

FIG. **19** shows illustrative gesture operation **360**, in accordance with one embodiment of the present invention. The gesture operation may begin at block **364** where the arrangement of contacts associated with a first hand are recognized. Following block **364**, the operation can proceed to block **366** where a gesture set based on arrangement of contacts associated with the first hand is loaded. Following block **366**, the operation can proceed to block **368** where a second arrangement of contacts associated with a second hand are recognized. Following block **368**, the operation can proceed to block **370** where the gesture set of the first arrangement of contacts is changed or modified based on the second arrangement of contacts. As should be appreciated, the second hand can be used to swiftly modulate between different gesture sets as needed. This can also allows for a wider range of possible gesture sets. By way of example, if the first hand can provide 5 gestures sets based on number of fingers, and the second hand can provide 5 modifiers based on number of fingers, then **100** gesture sets can be created.

To cite an example of FIG. **19**, using a touch pad, the user can place two fingers on the touch pad thereby initiating a gesture set associated with the two fingers. The user can perform gesture events using the two fingers. The user can decide that he needs to perform an action not offered by the two finger gesture set. The user can therefore place two fingers down from the opposite hand. This can load an entirely new gesture set to be performed by the first hand.

FIG. **20** shows illustrative control operation **380**, in accordance with one embodiment of the present invention. The control operation may begin at block **382** where a mouse and touch surface are provided. For example, a mouse may be connected to a laptop computer that includes a touch pad. Following block **382**, the operation can proceed to block **384** where the mouse is monitored for mouse events (e.g., moving a cursor, button clicks, scrolling). Simultaneously, in block **386**, the touch surface can monitored for gesture events. In block **388**, mouse operations can be performed in accordance with mouse events. Simultaneously in block **390**, gesture operations can be performed in accordance with gesture events. This method can allow a user to control a mouse with one hand while performing gestures with the opposite hand. The user can therefore be more productive.

In one example of FIG. **20**, in a spread sheet program, a user can select cells using the mouse, then perform a copy gesture with the opposite hand on a touch surface. The user can then scroll or pan through the spreadsheet using a scroll or pan gesture. Once a desired location is found, the user can select the desired cells or cell for pasting using the mouse and then perform a paste gesture.

FIG. **21** shows illustrative control operation **400**, in accordance with one embodiment of the present invention. The control operation may begin at block **402** where a mouse and touch surface are provided. Following block **402**, the operation can proceed to block **404** where the mouse is monitored for mouse events (e.g.; moving a cursor, button clicks, scrolling). Simultaneously, in block **406**, the touch surface can be monitored for gesture events. Thereafter, in block **408**, the mouse mode may be changed based on touch or gesture events performed at the touch surface. For example, the touching hand may be used to modify the functionality of the mouse that is operated with the other hand. By way of example, the presence of a finger on the touch surface may change the mouse from a tracking mode to a scrolling mode.

FIG. **22** shows illustrative control operation **410**, in accordance with one embodiment of the present invention. The operation may begin at block **412** where a first touch is detected on a touch surface. Following block **412**, the operation can proceed to block **414** where the first arrangement of contacts is recognized. This may for example be accomplished with a first hand. Simultaneously, in blocks **416** and **418**, a second touch can be detected on the touch surface and a second arrangement of contacts can be recognized. This may for example be accomplished with a second hand. In block **420**, the gesture set for the first arrangement of contacts can be loaded. Simultaneously, in block **422**, the gesture set for the second arrangement of contacts can be loaded. In block **424**, the first touch can be monitored for first gesture events. Simultaneously, in block **426**, the second touch can be monitored for second gesture events. In block **428**, actions associated with the first gesture events can be implemented when the first gesture events are performed. Simultaneously, in block **430**, actions associated with the second gesture events can be implemented when the second gesture events are performed.

FIG. **23** shows illustrative control operation **440**, in accordance with one embodiment of the present invention. The operation **440** may start at block **442** where a GUI object is displayed. Thereafter, in block **444**, multiple pointers can be detected at different points of the displayed GUI object. In the case of a touch screen, the first pointers may be finger(s) from a first hand, and the second pointer may be finger(s) from a second hand. In the case of a touch pad, the first pointer may be a cursor controlled by a first hand, and the second pointer may be a cursor controlled by a second hand. Once the pointers are detected, the pointers can be locked to the displayed object in block **445**. This may be accomplished by pausing. For example, the user can place the pointers at points on the GUI object and then dwell there until the pointers are locked. Thereafter, in block **446**, the position of the pointers can be monitored relative to their locked position. Thereafter, in block **448**, the displayed object can be modified when position of one or more pointers is moved relative to its locked position. For example, the attributes of the GUI object including for example orientation, size and shape may be modified.

To cite an example of FIG. **23**, in order to rotate an object, the user can place their pointers on the GUI object, and when locked, rotate one or two pointers. The GUI object can follow the rotation of the one or two pointers thereby changing its orientation. In order to change its size, the user can place the pointers on the GUI object and when locked, slide the two pointers together or away from one another. When slid together, the size of the object can be reduced. When slid apart, the size of the object can be increased. In order to change its shape, the user can place the pointers on the GUI object and when locked, slide one pointer up, down, right left. When slid away from the object, the object can be made larger in the direction of the slide. When slid towards the object, the object can be made smaller in the direction of the slide.

FIG. **24** shows illustrative control operation **450**, in accordance with one embodiment of the present invention. The operation may begin at block **452** where a first touch is detected on a touch surface. This may for example be accomplished with a first hand. Following block **452**, the operation can proceed to block **454** where the first arrangement of contacts associated with the first touch is recognized. Simultaneously, in blocks **456** and **458**, a second touch can be detected on the touch surface and a second arrangement of contacts can be recognized. This may for example be accomplished with a second hand. In block **460**, the first touch can be monitored for first gesture events. Simultaneously, in block **462**, the second touch can be monitored for second gesture events. In block **464**, pointing operations associated with the first gesture events can be implemented when the first gesture events are performed. Simultaneously, in block **466**,

pointing operations associated with the second gesture events can be implemented when the second gesture events are performed.

FIG. **25** shows illustrative control operation **470**, in accordance with one embodiment of the present invention. The control operation may begin at block **472** where a group of selectable items are displayed. The group of selectable items may for example be a color palette or a tool bar. After block **472**, the operation can proceed to block **474** where a first pointing mechanism is detected over the group of selectable items. In the case of a touch screen the pointing mechanism may be a finger or group of fingers. In the case of a touch pad, the pointing mechanism may be a cursor or tool that is controlled by a finger or group of fingers. In block **476**, the item underneath the first pointing mechanism can be activated (selected). The activated item may be based on the location of the pointing mechanism. Visual feedback may be provided so that the user has confirmation about their selection. By way of example, the activated item may be highlighted when the first pointing mechanism is positioned over the item. In block **478**, a second pointing mechanism can be simultaneously detected over a window (e.g., both pointing mechanism operate at the same time). The window may for example be a canvas in a draw or paint program. In the case of a touch screen the second pointing mechanism may be a finger or group of fingers (from the opposite hand as the first pointing mechanism). In the case of a touch pad, the second pointing mechanism may be a cursor or tool that is controlled by a finger or group of fingers. In block **480**, the selected item can be applied to the second pointer mechanism. For example, in the case of a toolbar, the tool functionality of the second pointer mechanism may be based on the selected item. Furthermore, in the case of a touch pad, the tool UI element may change along with the functionality so that the user knows what tool is active (e.g., pencil, paint brush, etc.). In the case of a palette, the output of the second pointer mechanism may be based on the selected item. For example, in the case of painting, when the user selects a color on the palette, the output of the second pointer changes to that color. The user can therefore adjust the color being applied to the canvas on the fly during a painting operation.

FIG. **26** shows illustrative control operation **500**, in accordance with one embodiment of the present invention. The control operation may begin at block **502** where a group of media items are displayed. The media items may for example be songs, video clips, movies, photos, games, and the like. The media items may for example be controlled by a media management program. iPhoto and iTunes manufactured by Apple Computer of Cupertino are examples of media management programs. In block **504**, a pointer mechanism can be detected over an item thereby highlighting the item. The pointer mechanism may for example be controlled by a mouse or a hand chord (dominant hand). In block **506**, a touch can be detected on a touch surface. The touch can be performed by the hand opposite the hand associated with the pointer mechanism. Thereafter, in block **508**, the arrangement of contacts associated with the touch can be recognized. Thereafter, in block **510**, metadata tied to the recognized arrangement of contacts can be inserted into the highlighted item. Each of arrangement of contacts may have a different metadata. For example, a single finger may have a first metadata, two finger may have a second metadata, three fingers may have a third metadata, four fingers may have a fourth metadata, five finger may have a fifth meta data, and so on. The metadata for each arrangement of contact may be related to the same functionality or they may have entirely different functionalities.

To cite an example of FIG. **26**, the above process may be used to rate or rank media items. For example, a single finger may tie a 1 star ranking to a song, two fingers may tie a 2 star ranking to a song, three fingers may tie a 3 star ranking to a song, four fingers may tie a 4 star ranking to a song, and five fingers may tie a 5 star ranking to a song.

To cite another example of FIG. **26**, the above process may be used to identify media items. For example, a single finger may tie a first person (e.g., wife Darcy) to a photo, a second finger may tie a second person (e.g., daughter Halley) to a photo, a third finger may tie a third person (e.g., cousin Camden) to a photo, a fourth finger may tie a forth person (uncle Chance) to a photo, and a fifth finger may tie a fifth person (e.g., grandma Shery) to a photo. Taps can be used to enlarge list. For example, the number of fingers at first touch down can be added to the number of fingers at second touch down to produce final arrangement of contacts. Three fingers followed by two fingers may still mean the fifth person. While five fingers and one finger (6 total fingers) may tie a sixth person (e.g., great grandma Terry) to a photo. Furthermore, five fingers and two fingers may tie a seventh person (e.g., dog Primo) to a photo, five fingers and three fingers may tie an eighth person (friend Lisa) to a photo, five fingers and four fingers may tie a ninth person to a photo, and five fingers and five fingers may tie a tenth person to a photo. Alternatively, the metadata may not be associated with a person but rather some other characteristic of photos (e.g., vacation, California, landscape, family, etc.)

Generally speaking, the media management program may need to be placed in a metadata inserting mode. This can be accomplished conventionally through onscreen controls or alternatively by the chord associated with the pointing mechanism.

FIG. **27** shows illustrative control operation **520**, in accordance with one embodiment of the present invention. The control operation may begin at block **522** where a control object is displayed. The control object may for example be an onscreen button, dial, slider, switch, etc. In block **524**, a touch can be detected over the control object. Thereafter, in block **526**, the arrangement of contacts associated with the touch can be recognized. In block **527**, a determination can be made as to whether or not the arrangement of contacts matches the arrangement of contacts associated with controlling the control object. If it does not match, the operation can proceed to block **528** where the touch is ignored. If it does match, the operation can proceed to block **530** where the touch is monitored for a gesture event associated with controlling the control object. If a gesture event is performed, the action associated therewith can be applied to the control object so that the control object can generate its commands (block **432**).

In one embodiment of FIG. **27**, the arrangement of contacts that initiates the controlling of the control object may be based on multiple contacts while the arrangement of contacts that is ignored may be based on single contact.

FIG. **28** shows illustrative control operation **540**, in accordance with one embodiment of the present invention. The control operation **540** can be performed using a control panel such as the one shown in FIG. **29**. The operation may begin at block **542** where a list of input functions are provided. The input functions may have commands and gesture events that are linked to the commands. The commands may be related to the input function. For example, if the input function is editing, then the commands may be cancel, undo, paste, backtab, copy, tab, cut, redo and select all. The gesture events can be actions that can be performed by a chord. The gesture events may include rotations (clockwise and counter clockwise), translations as a group (up, down, right, left), translations

relative to one another (spread, closed), taps, etc. The gesture events can be linked to commands in an intuitive manner. For example, the cut command may be initiated by closing the fingers together similar to a cutting action. Further, complimentary commands (cut/paste) are typically linked to complimentary gesture events (spread/closed). In block **544**, the input function can be assigned to a particular chord. A chord may be an arrangement of fingers. The chords may be displayed in a list such that the user highlights a particular chord and then selects a particular input function. Chords may be assigned to multiple input functions.

In block **544**, the user can assign input functions to a particular chord by selecting an input function from a menu of input functions and then selecting a chord from a menu list of chords. (e.g., highlight input function, and then select chord). Once the chord is selected, the input function can be tied to that chord for future operations (block **546**). In some cases, the chord menu may include indication of the input function assigned thereto. In this particular embodiment, the commands may be already assigned to gesture events.

FIGS. **29**A-G are diagrams of control panel **550**, in accordance with one embodiment of the present invention. FIG. **29**A shows a basic control panel while FIG. **29**B-**29**G show several examples of one control panel embodiment.

As shown in FIG. **29**A, control panel **550** can include a gesture map control **552** in the form a pull down window. When a user selects the pull down window, the user can be presented with one or more gesture mapping options. The user may be presented with a default setting (usually set by the manufacturer) or alternatively the user can select a custom setting so that they can form their own gesture map. There may be more than one custom map. For example, different users may create different maps. When a user opens the control panel, they can select the desired custom map by selecting the gesture map control and then moving through the list of custom maps via a highlight bar. Once a desired map is found, the user can simply highlights it and then perform a primary click in order to set up the desired gesture map. Thereafter, the user can change their settings.

Control panel **550** also can include a menu of input functions **554** also in the form of a pull down window. When a user selects the pull down window, the user can be presented with a list of one or more input functions. The input functions may include for example, none, point, point/click, scroll, scroll and secondary click, primary click and drag, secondary click and drag, move window, expose & dashboard, web browser operations, editing operations, file operations and the like. In order to highlight one of the input function, the user can be provided with a highlight bar that traverses through the list in accordance with user controls.

Control panel **550** can also include a gesture set section **556** that shows commands associated with the input function that is highlighted, and gesture events assigned to the commands. The gesture set section may only be for feedback, but can also include the functionality of assigning commands to gesture events (or vice versa). Although the window can be widely varied, in the illustrated embodiment, the window may contain separated boxes, each of which contains a gesture event and a command associated therewith. In this embodiment, the boxes can be set up in a 3×3 matrix, and therefore there can be 9 different gesture events and 9 different commands for each input function. In most cases, oppositely performed gesture events may be placed across from one another. For example, rotate CCW can be located opposite of rotate CW, spread can be located opposite contract, left swipe can be located opposite right swipe, up swipe can be located opposite down swipe. If possible, complimentary command scan be linked to opposite gesture events thereby making them more intuitive.

Control panel **550** can also include a menu of chords **558**. The chords can be laid out one on top of the other and move through a window via a scroll bar. The chords may include text identifiers as well as chord indicators showing examples of how to make the chord. In the illustrated embodiment, the chord indicator may be in the form of a hand with darkened circles covering the fingers used to make the chord. The chords may also include text identifiers for the input function assigned to the chord.

In one embodiment, in order to set up the gesture map, the user can highlight an input function and then move to the chord menu. Once at the chord menu, the user can select a desired chord for that input function by traversing through the list of chords, highlighting the desired chord and then performing a selection event as for example via a click. Thereafter, the input function can be assigned to the chord. In some cases, once the user assigns the input function to the chord, the input function identifier can be placed in the chord menu along with the chord. Furthermore, the input function may include an identifier indicating that is has been assigned. For example, a check may be placed by the assigned input function. During operations, when a user places the finger arrangement shown in the chord menu on the multipoint touch surface, the finger arrangement can be recognized as the chord and thereafter, the gesture set associated with the input function assigned to chord can be set as the primary or active gesture set.

FIG. **29**B shows an example where the input function menu may be opened and the user may be assigning the expose dashboard input function to the 4 finger chord. Furthermore, the gesture set may show the commands associated with the expose/dashboard input function and the gesture events used to initiate the commands. For example, a swipe upwards can initiate expose all, a right swipe can initiate expose desktop, a left swipe can initiate expose applications, and a downward swipe can initiate dashboard.

FIG. **29**C shows an example where the input function menu may be opened and the user may be assigning the primary click and drag input function to the 3 finger chord. Furthermore, the gesture set may show the commands associated with the click and drag input function and the gesture events used to initiate the commands. For example, directions movements in any direction can be used to drag an object and a tap can be used to initiate a click.

FIG. **29**D shows an example where the input function menu may be opened and the user may be assigning the file operation input function to the Thumb+1 finger chord. Furthermore, the gesture set may show the commands associated with the file operation input function and the gesture events used to initiate the commands. For example, a rotational swipe CCW can be used to initiate open, a rotational swipe CW can be used to initiate close, spread can be used for new and contract can be used for save.

FIG. **29**E shows an example where the input function menu may be opened and the user may be assigning the editing operations input function to the Thumb+2 finger chord. Furthermore, the gesture set may show the commands associated with the editing operation input function and the gesture events used to initiate the commands. For example, a swipe upwards can initiate undo, a right swipe can initiate tab, a left swipe can initiate bktab applications, and a downward swipe can initiate redo. Furthermore, a rotational swipe CCW can initiate cancel, a rotational swipe CW can initiate select all, spread can initiate paste and contract can initiate cut. Moreover, a tap can initiate copy.

FIG. **29**F shows an example where the input function menu may be opened and the user may be assigning the web browser operations input function to the thumb+3 finger chord. Furthermore, the gesture set may show the commands associated with the web browser operations input function and the gesture events used to initiate the commands. For example, a swipe upwards can initiate stop, a right swipe can initiate forward, a left swipe can initiate back, and a downward swipe can initiate refresh. Furthermore, a left upwards swipe can initiate home, a right upward swipe can initiate spot light, a left downwards swipe can initiate find, and a right downward swipe can initiate book mark.

FIG. **29**G shows an example where the input function menu may be opened and the user may be assigning the point input function to the thumb+4 finger chord. Furthermore, the gesture set may show the commands associated with the point input function and the gesture events used to initiate the commands. For example, directions movements in any direction can be used for pointing.

FIG. **30** shows illustrative control operation **580**, in accordance with one embodiment of the present invention. The control operation **580** can be performed using a control panel such as the one shown in FIG. **29**. The operation may begin at block **582** where a list of input functions can be provided. In block **584**, a list of commands associated with the input functions can be provided. In block **586**, a list of chords can be provided. In block **588**, a list of gesture events associated with the chords can be provided. In block **590**, the input function can be assigned to a chord (or vice versa). In block **592**, the commands can be assigned to gesture events. In an alternative operation, the operation **580** may include providing a list of all available commands rather than having a list associated with a particular input function. The user can assign any command to the input function. Also in an alternative operation, the operation may include providing a list of all available gesture events rather than having a list associated with a particular chord. The user can assign any gesture event to the chord.

Referring to FIG. **29**, the user may assign input functions to a particular chord by selecting an input function from a menu of input functions, and then selecting a chord from a menu list of chords. (e.g., highlight input function, and then select chord). Once the chord is selected, the input function can be tied to that chord for future operations. In some cases, the chord menu may include indication of the input function assigned thereto. Furthermore, the user may assign commands to gesture events by moving the commands over a gesture. For example, the user can select and drag a particular command and drops it over the desired gesture event. Thereafter, the command can be tied to that gesture event for future operations.

FIG. **31** shows illustrative gesture mapping method **600**, in accordance with one embodiment of the present invention. The mapping **600** may begin at block **602** where the system is placed in a gesture mapping mode. Once in the gesture mapping mode, a touch can be detected in block **604**. Thereafter, in block **606**, the arrangement of contacts associated with the touch can be stored. For example, an image of the arrangement of contacts can be generated. Thereafter, in block **608**, the touch can be monitored for a gesture event. Thereafter, in block **610**, the gesture event can be stored. Thereafter, in block **612**, a command can be assigned to the arrangement of contacts/gesture event. Once out of the gesture mapping mode, the command can be initiated by placing the arrangement of contacts down so that it can be recognized and then performing the gesture event.

FIG. **32** shows illustrative gesture mapping method **620**, in accordance with one embodiment of the present invention. The gesture mapping method **620** may begin at block **622** where a command menu can be opened. The command menu may be any of those menus found in the heading of an application (e.g., File, Edit, View, Insert, Format, Tools, etc.). When the command menu is opened, a list of commands can be displayed (block **624**). Following block **624**, a highlight bar can be moved over a command in the list of commands via user control. Thereafter, in block **626**, a touch can be detected on a touch surface while a command is highlighted. Thereafter, in block **628**, the arrangement of contacts associated with the touch can be imaged and stored. Thereafter, in block **630**, the touch can be monitored for a gesture event. Thereafter, in block **632**, a gesture event can be imaged and stored when it is performed. Thereafter, in block **634**, initial arrangement of contacts and gesture events can be assigned to the highlighted command. Once out of the gesture mapping mode, the command can be initiated by placing the arrangement of contacts down so that it can be recognized and then performing the gesture event.

FIG. **33** shows illustrative gesture feedback method **640**, in accordance with one embodiment of the present invention. The method **640** may begin at block **642** where a touch is detected. Thereafter, in block **644**, the arrangement of contacts can be recognized. Thereafter, in block **646**, the gesture set can be loaded based on at least in part the arrangement of contacts. Thereafter, in block **648**, a pause can be detected during the touch (e.g., no gesture event is performed for a period of time). Thereafter, in block **650**, the gesture set can be displayed so that the user can view commands and gesture events tied thereto (see for example FIG. **34**). Thereafter, in block **652**, the gesture set can be removed from display when a gesture event is started or after a preset time out.

FIG. **34** shows illustrative gesture viewing window **660**, in accordance with one embodiment of the present invention. A gesture viewing window can be a gesture menu that pops up containing information on how to perform a gesture event and what command will be initiated if the gesture event is performed. The user therefore can quickly imprint the gesture set into memory before performing a gesture event. The gesture window **660** may be a semi-transparent or opaque window that is displayed in the proximity of the first touch down point (or pause) and over any other displayed information. Although the window can be widely varied, in the illustrated embodiment, the window **660** may contain separated boxes **662**, each of which can contain a gesture event **664** and a command **667** associated therewith. In this embodiment, the boxes may be set up in a 3×3 matrix, and therefore there may be 9 different gesture events and 9 different commands. In most cases, oppositely performed gesture events can be placed across from one another. For example, rotate CCW can be located opposite of rotate CW, spread can be located opposite contract, left swipe can be located opposite right swipe, up swipe can be located opposite down swipe. If possible, complimentary commands can be linked to opposite gesture events thereby making them more intuitive. For example, in the case of cut and paste, cut may be associated with contract while paste may be associated with spread. Furthermore, another may be associated with a tap (shown by a circle).

FIG. **35** shows illustrative keyboard method **680** implemented via a touch screen, in accordance with one embodiment of the present invention. The method **680** may begin at block **682** where a touch screen keyboard is activated (e.g., displayed and ready for receiving input). Thereafter, in block **684**, the touch surface can be monitored for key entries (e.g., a finger tapping on a displayed key). Simultaneously, in block

686, the touch surface can be monitored for swiping gesture events. If the swiping gesture event is a right swipe, a space command can be performed (blocks **688** and **690**). If the swiping gesture event is a left swipe, a backspace/delete command can be performed (blocks **692** and **694**). If the swiping gesture event is a down swipe, an enter/return command can be performed (blocks **696** and **698**). If the swiping gesture event is an up swipe, a page break command can be performed (blocks **700** and **702**). It should be noted, however, that the methods is not limited to these commands and that other commands can be performed.

With so many combinations of chords, gesture events, commands to evaluate, it may be helpful to isolate strength and weaknesses and develop a guiding theory of which chords and gesture events fit well with which commands. It is generally believed that long term user experience is maximized by matching the best finger combinations with the most frequent commands. Mediocre finger combinations should only be used for less frequent commands. However, because of subtle issues such as cross talk, following this principal alone is not sufficient to create a great user experience.

FIG. **36** shows illustrative gesture design process **720**, in accordance with one embodiment of the present invention. The design process **720** includes block **702** where the easiest chords may be rated or ranked. The chords may for example be rated based on speed, reliability, comfort and ease of use, simplicity, etc. This may also be based on the size of the touch surface as smaller surfaces cannot accommodate all finger combinations. FIG. **37** shows one example of a matrix for rating chords. It should be appreciated that this matrix is by way of example and not by way of limitation.

The design process also includes block **704** where the frequency of operations may be rated or ranked. For example, how often a particular user or a group of users performs a particular set of operations. Frequency rankings can vary according to the proportions of operations relative to each other (e.g., web browsing vs. editing). FIG. **38** shows one example of a matrix for ranking frequency of operations for a few operations. It should be appreciated that this list is by way of example and not by way of limitation as there are many more operations.

The design process can also include block **706** where the easiest chords are substantially grouped or matched with the most frequent operations and the hardest chords are substantially grouped or matched with the least frequent operations.

The design process can also includes fine tuning the groups. The fine tuning can be based on many factors including complimentary commands, intuitiveness, cross talk, sensible organization, etc. As should be appreciated, the design process may not be as simple as matching the easiest chord with the most frequent operation. In some cases, the easiest chord may not make sense for the most frequent operation. As such, the chords and the operations may be shifted while still trying to maintain easy with most frequent and hard with less frequent.

FIG. **39** shows illustrative control operation **740**, in accordance with one embodiment of the present invention. The control operation may start at block **742** where a base gesture map is provided. The base gesture map can include gesture preference settings including for example chords, commands gesture events, etc. Following block **742**, the operation can proceed to block **744** where a first program is made active. The program may for example be a word processing program, media management program, spreadsheet program, media editing program, drawing program, etc. In block **746**, the base gesture map can be adjusted in accordance with the first program while the first program is active. For example, the program may instruct the base gesture map to change the meanings of chords and gesture sets for this particular program. In block **748**, a second program can be made active. In block **750**, the base gesture map can be adjusted in accordance with the second program while the second program is active.

In one example of FIG. **39**, a media editing program may adjust the gesture map as follows: one finger for pointing; two fingers for moving, scaling, rotating objects; three fingers for primary drag; four fingers for scroll pan; 5 fingers for pointing while a word processing program may adjust the gesture map as follows: 2 fingers for pointing text cursor, 3 fingers for selecting text, 4 fingers for paging, begin line and endline.

FIG. **40** shows illustrative control operation **760**, in accordance with one embodiment of the present invention. The control operation can be associated with a gesture set such as one that is implemented with a three finger chord. The control operation may start at block **762** where a determination is made as to whether or not a right swipe is detected. If so, the operation can proceed to block **764** where a first expose function is initiated. If not, the operation can proceed to block **766** where a determination is made as to whether or not a left swipe is detected. If so, the operation can proceed to block **768** where a second expose function is initiated. If not, the operation can proceed to block **770** where a determination is made as to whether or not an upward swipe is detected. If so, the operation can proceed to block **772** where a third expose function is initiated. If not, the operation can proceed to block **774** where a determination is made as to whether or not a downward swipe is detected. If so, the operation can proceed to block **776** where a dashboard function is initiated. If not, the operation can proceed back to **762**.

FIG. **41** shows illustrative control operation **780**, in accordance with one embodiment of the present invention. The control operation may start at block **782** where a base chord is detected. The base chord may for example be three finger chord. During the touch stroke, a pause is detected (block **784**). Thereafter, in block **786**, a contextual menu can be opened due to the pause of the base chord. Thereafter, in block **788**, a determination can be made as to whether or not an up or down slide is detected. If so, the operation can proceed to block **790** where a highlight bar is moved though the contextual menu in accordance with the sliding motion. Thereafter, in block **792**, a determination can be made as to whether or not a tap is detected. If so, the operation can proceed to block **794** where the functionality of the highlighted item is implemented.

Dashboard is home to widgets: mini-applications that let you perform common tasks and provide you with fast access to information. With a swipe, Dashboard can appear, complete with widgets that bring a user a world of information—real-time weather, stock tickers, flight information and more—instantly. Dashboard can disappear just as easily, so that a user can get back to what they were doing. Dashboard is manufactured by Apple Computer of Cupertino, Calif.

Expose allows users to instantly access any open window with a single swipe—and stunning style that can never be imitated. Display all open windows as thumbnails, view windows of the current application or hide all windows to quickly locate a file on your desktop. Expose is manufactured by Apple Computer of Cupertino, Calif.

FIGS. **42-44** show various gesture maps, in accordance with multiple embodiments of the present invention. Each Figure includes four headings: 1) hand, 2) # of fingers (chord), 3) gesture event, and 4) behavior or action associated with gesture event.

FIGS. **45-48** show various gesture sets, in accordance with several embodiments of the present invention. In all of these Figures, the gesture sets include various motions shown by arrows (swipes, rotations, spread/contract), and one or more taps shown by circles. They also can include commands which are tied to the motions that they lie over. The gesture sets can be applied to different chords depending on the users needs. In one example, the gesture set of FIG. **45** may be applied to a Thumb+1 finger chord, the gesture set of FIG. **46** may be applied to a thumb+2 finger chord, the gesture set of FIG. **47** may be applied to a thumb+3 finger chord, and the gesture set of FIG. **48** may be applied to a spread thumb and 3 finger chord. It should be understood that the gesture sets as well as the chords are made by way of example and not by way of limitation. For example, in case of the gesture sets, different commands may be used, different gesture events may be used, different assignments may be used, etc.

Additional embodiments that are related FIGS. **8-11** will now be described.

FIG. **49** shows illustrative gesture operation **800**, in accordance with one embodiment of the present invention. The operation **800** may begin at block **802** where only a first finger is detected. Thereafter, in block **804**, the state of the first finger can be determined. The state may for example correspond to a particular orientation of the finger, the position of the finger relative to the touch surface, whether the finger is moving or stationary, the direction of finger motions and the like. Thereafter, in block **806**, one or more additional fingers can be detected. For example, besides the first finger, a different second finger may be detected. In block **808**, the state of the one or more additional fingers can be determined. Thereafter, in block **810**, different input modes can be implemented based on timing of states of fist and additional fingers relative to one another. The different input modes can be widely varied, and may be selected form any of those discussed herein or any suitable or known input mode. One example of an input mode may be a pointing mode or dragging mode. Other modes may for example include scrolling, panning and the like.

In one example, the state of the first finger can include stationary or moving, and the state of a second finger can include whether the second finger is present or not. In this example, pointing operations can be implemented if only the first finger is detected. Furthermore, pointing operations can be switched to dragging operations if the second finger is detected when the first finger is stationary, and pointing operations are maintained if the second finger is detected when the first finger is moving. In so doing, a user can easily switch back and forth between pointing and dragging operations. For example, the user may move one finger over the touch surface to position it or a cursor over a file folder (e.g., pointing), stop the finger or cursor over the file folder, place a second finger down on the touch surface thus indicating that the file folder is desired to be dragged, and then move their first finger to another location to drag the file folder to a new location. The user can keep moving their finger and thus the file folder around, or simply pick up the first finger to finally locate the file fold within the screen.

FIG. **50** shows illustrative gesture operation **820**, in accordance with one embodiment of the present invention. The operation **820** may begin at block **822** where only a first finger is detected. Thereafter, in block **824**, the state of the first finger can determined. The state may for example correspond to a particular orientation of the finger, the position of the finger relative to the touch surface, whether the finger is moving or stationary, the direction of finger motions and the like. Thereafter, in block **826**, a first input mode can be implemented with the first finger when the first finger is in a first state. In block **828**, a modifier finger event can be monitored for. The modifier finger event may be provided by a finger other than the first finger. It may for example be a second finger. The event may be the presence of the second finger or it may be some type of gesturing event, or a specific chord. Thereafter, in block **830**, a second can be implemented when the first finger is in second state and the modifier finger event is detected. The modifier event may for example be the presence of a second finger next to the first finger. In one example, the first mode is a pointing mode and the second mode is a dragging mode. Of course, the embodiment can be applied to other modes as needed.

FIG. **51** shows illustrative gesture operation **840**, in accordance with one embodiment of the present invention. The operation **840** may begin at block **842** where a first finger is initially detected. Thereafter, in block **844**, a first mode associated with the first finger can be implemented when the first finger is moved. Thereafter, in block **826**, a second finger can be detected after the first finger is detected. In block **828**, the first mode can be switched to a second mode when the first finger is stationary and the presence of a second finger is detected. The presence of the second finger may be location specific as for example to a specific location of the touch surface or a specific location relative to the first finger. In one example, the second finger should be detected proximate to the first finger. Thereafter, in block **830**, the second mode can be implemented with at least the first finger when the first finger is moved. In one example, the first mode can be a pointing mode and the second mode can be a dragging mode. Of course, the embodiment can be applied to other modes as needed.

FIG. **52** shows illustrative gesture operation **860**, in accordance with one embodiment of the present invention. The operation **860** may begin at block **862** where a determination is made as to whether a single finger is detected. The single, finger may be identified or not depending on the needs of the system. For example, in some cases, the operations may only be implemented if a specified finger is identified while in other cases, the method may be implemented if any single finger is detected If a single finger is detected, the operation can proceeds to block **864** where a determination is made as to whether or not the finger is moved. If the finger is moved, in block **866**, pointing operations can be performed with first finger movement. If the first finger is no longer detected, the pointing operations may end. If the finger is not moved, in block **868**, a determination can be made as to whether or not a second finger is detected while the first finger is stationary. If not, the operation can proceed back to block **862**. If so, the operation can proceed to block **870** where a determination is made as to whether or not the first finger is moved after detecting the second finger. The second finger may or may not be required to move with the first finger. In most cases, the second finger can be picked up so that it is no longer detected. If the first finger is not moved, the operation can proceed back to block **868**. If the first finger is moved, the operation can proceed to block **872** where dragging operations are performed in accordance with the first finger movement. If the first finger is no longer detected, the dragging operations can end.

FIG. **53** shows illustrative gesture operation **880**, in accordance with one embodiment of the present invention. The operation **880** may begin at block **882** where a determination is made as to whether a first finger is detected. The first finger may be identified or not depending on the needs of the system. For example in some cases, the operation may only be implemented if a specified finger is identified while in other cases,

the operation may be implemented if any single finger is detected. If a finger is detected, the operation can proceed to block **884** where a pointing mode is implemented. Thereafter, in block **886**, a determination can be made as to whether or not the finger is moved. If the finger is moved, in block **888**, subsequent modifier events may be ignored. For example, additional detected fingers can be ignored and only the movement of the first finger may be relevant. Thereafter, in block **890**, pointing operations can be performed in accordance with the moving finger. If the first finger is no longer detected, the pointing operations can end. If the first finger is stationary, the operation can proceed to block **892** where a modifier event is looked for. A modifier event may for example be the addition of a finger, or a gesture made by a new finger, etc. Thereafter, in block **894**, a determination can be made as to whether or not a specific modifier event is detected. If not, the operation can proceed back to block **886**. If so, the operation can proceed to block **896** where the system is switched from pointing mode to a dragging mode. If the first finger is moved, the operation can proceed to block **898** where dragging operations are performed in accordance with the first finger movement. If the first finger is no longer detected, the dragging operations can end.

FIG. **54** shows illustrative electronic system **950**, in accordance with one embodiment of the present invention. The electronic system may be configured with any of the previous embodiments. The electronic system **950** may correspond to a computer system such as a personal computer system that includes desktops, laptops, tablets or handheld computers. The electronic system may also correspond to other consumer electronic devices such as handheld devices including cell phones, PDAs, dedicated media players, and the like. Of course, the electronic system can be applied to other electronic devices.

The exemplary system **950** shown in FIG. **54** can include a processor **956** configured to execute instructions and to carry out operations associated with the system **950**. For example, using instructions retrieved for example from memory, the processor **956** may control the reception and manipulation of input and output data between components of the computing system **950**. The processor **956** can be implemented on a single-chip, multiple chips or multiple electrical components. For example, various architectures can be used for the processor **956**, including dedicated or embedded processor, single purpose processor, controller, ASIC, and so forth.

In most cases, the processor **956** together with an operating system may operate to execute computer code and produce and use data. Operating systems are generally well known and will not be described in greater detail. By way of example, the operating system may correspond to OS/2, DOS, Unix, Linux, Palm OS, and the like. The operating system can also be a special purpose operating system, such as may be used for limited purpose appliance-type computing devices. The operating system, other computer code and data may reside within a memory block **958** that is operatively coupled to the processor **956**. Memory block **958** can provide a place to store computer code and data that are used by the system **950**. By way of example, the memory block **958** may include Read-Only Memory (ROM), Random-Access Memory (RAM), hard disk drive and/or the like. The information can also reside on a removable storage medium and loaded or installed onto the system **950** when needed. Removable storage mediums include, for example, CD-ROM, PC-CARD, memory card, floppy disk, magnetic tape, and a network component.

The system **950** can also include a display device **968** that is operatively coupled to the processor **956**. The display device **968** may be a liquid crystal display (LCD) (e.g., active matrix, passive matrix and the like). Alternatively, the display device **968** may be a monitor such as a monochrome display, color graphics adapter (CGA) display, enhanced graphics adapter (EGA) display, variable-graphics-array (VGA) display, super VGA display, cathode ray tube (CRT), and the like. The display device may also correspond to a plasma display or a display implemented with electronic inks.

The display device **968** can be configured to display a graphical user interface (GUI) **969** that provides an easy to use interface between a user of the system and the operating system or application running thereon. Generally speaking, the GUI **969** represents, programs, files and operational options with graphical images. The graphical images may include windows, fields, dialog boxes, menus, icons, buttons, cursors, scroll bars, etc. Such images may be arranged in predefined layouts, or may be created dynamically to serve the specific actions being taken by a user. During operation, the user can select and activate various graphical images in order to initiate functions and tasks associated therewith. By way of example, a user may select a button that opens, closes, minimizes, or maximizes a window, or an icon that launches a particular program. The GUI **969** can additionally or alternatively display information, such as non interactive text and graphics, for the user on the display device **968**.

The system **950** can also includes one or more input devices **970** that are operatively coupled to the processor **956**. The input devices **970** can be configured to transfer data from the outside world into the system **950**. The input devices **970** may be integrated with the system **950** or they may be separate components (e.g., peripheral devices). In some cases, the input devices **970** may be connected to the system **950** through wired connections (e.g., cables/ports). In other cases, the input devices **970** may be connected to the system **50** through wireless connections. By way of example, the data link may correspond to PS/2, USB, IR, RF, Bluetooth or the like.

The input device(s) **970** may for example be used to perform tracking and to make selections with respect to the GUI **969** on the display **968**. The input device **970** may also be used to issue commands in the system **950**.

In one embodiment, the input devices **970** may include a touch sensing device configured to receive input from a user's touch and to send this information to the processor **56**. By way of example, the touch-sensing device may correspond to a touchpad, a touch screen and/or a touch sensitive housing.

In many cases, the touch-sensing device can recognize touches (or near touches), as well as the position and magnitude of touches on a touch sensitive surface. The touch sensing means can report the touches to the processor **956** and the processor **956** can interpret the touches in accordance with its programming. For example, the processor **956** may initiate a task in accordance with a particular touch. A dedicated processor can be used to process touches locally and reduce demand for the main processor of the computer system. The touch sensing device may be based on sensing technologies including but not limited to capacitive sensing, resistive sensing, surface acoustic wave sensing, pressure sensing, optical sensing, and/or the like.

Furthermore, the touch sensing means may be based on single point sensing or multipoint sensing. Single point sensing is capable of only distinguishing a single touch, while multipoint sensing is capable of distinguishing multiple touches that occur at the same time. Alternatively or additionally, proximity sensing devices may be used. Proximity sensing devices are capable of sensing objects in space rather than on a touch surface.

In one embodiment, the input devices **970** can include a multipoint input device. Multipoint input devices have advantages over conventional single point devices in that they can distinguish more than one object (finger) at the same time. By way of example, a multipoint device, which can be used herein, is shown and described in greater detail in U.S. patent application Ser. Nos.: 10/840,862 and 11/015,434, both of which are herein incorporated by reference.

In accordance with one embodiment of the present invention, the system **950** can be designed to recognize gestures **985** applied to one or more of the input devices **970** (particularly touch devices) and to control aspects of the system **950** based on the gestures **985**. As previously noted, a gesture may be defined as a stylized interaction with an input device that is mapped to one or more specific computing operations. The gestures **985** may be made through various hand, and more particularly finger motions. Alternatively or additionally, the gestures may be made with a stylus. In all of these cases, at least one of the input devices **970** such as a touch device can receives the gestures **985** and the processor **956** can execute instructions to carry out operations associated with the gestures **985**. In addition, the memory block **958** may include a gesture operational program **988**, which may be part of the operating system or a separate application. The gestural operation program **988** can include a set of instructions that recognizes the occurrence of gestures **985** and informs one or more software agents of the gestures **985** and/or what action(s) to take in response to the gestures **985**.

When a user performs one or more gestures, the input device **970** can relay gesture information to the processor **956**. Using instructions from memory **958**, and more particularly, the gestural operational program **988**, the processor **956** can interpret the gestures **985** and controls different components of the system **950**, such as memory **958**, a display **968** based on the gestures **985**. The gestures **985** may be identified as commands for performing actions in applications stored in the memory **958**, modifying GUI objects shown on the display **968**, modifying data stored in memory **958**, and/or for performing actions in I/O devices. By way of example, the commands may be associated with zooming, panning, scrolling, paging, rotating, sizing, and the like. As further examples, the commands may also be associated with launching a particular program, opening a file or document, viewing a menu, making a selection, executing instructions, logging onto the computer system, permitting authorized individuals access to restricted areas of the computer system, loading a user profile associated with a user's preferred arrangement of the computer desktop, and/or the like.

In one embodiment, the number of fingers in contact with the input device may indicate an input mode. For example, a single touch as for example by a single finger may indicate the desire to perform tracking, i.e., pointer or cursor movements, or selections, whereas multiple touches as for example by a group of fingers may indicate the desire to perform other gestures. The number of fingers for implementing gesturing may be widely varied. By way of example, two fingers may indicate a first input mode, three fingers may indicate a third input mode, etc. Alternatively, any number of fingers, i.e., more than one, may be used for the same input mode, which can include one or more gesture controls. The orientation of the fingers may similarly be used to denote the desired mode. The profile of the finger may be detected to permit different modal operations based on whether the user has used his thumb or index finger, for example.

In one particular embodiment, a single finger can initiate tracking (or selection) and two or more fingers in close proximity to one another can initiate scrolling or panning. Two fingers can provide easy toggling between one and two fingers, i.e., the user can switch between modes very easily by simply picking or placing an additional finger. This has the advantage of being more intuitive than other forms of mode toggling. During tracking, cursor movement can be controlled by the user moving a single finger on the touch sensitive surface of a touch sensing device. The sensor arrangement of the touch sensing device can interpret the finger motion and generate signals for producing corresponding movement of the cursor on the display. During scrolling, screen movement can be controlled by the user moving dual fingers on the touch sensitive surface of the touch sensing device. When the combined fingers are moved in the vertical direction, the motion can be interpreted as a vertical scroll event, and when the combined fingers are moved in the horizontal direction, the motion can be interpreted as a horizontal scroll event. The same can be said for panning although panning can occur in all directions rather than just the horizontal and vertical directions.

The embodiments described herein can be implemented by hardware, software or a combination of hardware and software. The software can also be embodied as computer readable code on a computer readable medium. The computer readable medium is any data storage device that can store data which can thereafter be read by a computer system. Examples of the computer readable medium include read-only memory, random-access memory, CD-ROMs, DVDs, magnetic tape, optical data storage devices, and carrier waves. The computer readable medium can also be distributed over network-coupled computer systems so that the computer readable code is stored and executed in a distributed fashion.

While this invention has been described in terms of several embodiments, there are alterations, permutations, and equivalents, which fall within the scope of this invention. For example, although the invention is primarily directed at touch devices, it should be noted that the invention may also be implemented with proximity sensing devices. In addition, methods may be implemented to automatically synching gesture preferences across multiple devices. For example, when a palm device is connected to a host computer. It should also be noted that there are many alternative ways of implementing the methods and apparatuses of the present invention. For example, although the invention has been primarily directed at methods associated with multipoint sensing devices, it should be noted that some of the methods may be directed at single point sensing devices. It is therefore intended that the following appended claims be interpreted as including all such alterations, permutations, and equivalents as fall within the true spirit and scope of the present invention.

What is claimed is:

1. An electronic system, comprising:

a multipoint sensing device that provides a multipoint sensing area for receiving inputs detecting one or more contacts corresponding to one or more touches in the multipoint sensing area from one or more objects; and

a gesture module configured to perform gesture operations by:

determining a first gesture set in response to the one or more contacts detected within the multipoint sensing area of the multipoint sensing device, the first gesture set based on either a number of the contacts or a specific arrangement of the contacts within the sensing area,

monitoring the one or more contacts for one or more gesture events included in the first gesture set,

performing a first gesture operation associated with a gesture event in the first gesture set when the gesture event is recognized,

determining whether at least one of the one or more contacts have paused, and

in response to a determination that at least one of the one or more contacts have paused:

terminating the first gesture operation,

detecting a new arrangement of contacts,

determining a second gesture set based on the new arrangement of contacts, and

performing a second gesture operation.

2. The electronic system as recited in claim **1** wherein the gesture module is further configured to reset the first gesture operation.

3. The electronic system as recited in claim **1** wherein the gesture module is further configured to initiate a chord change.

4. The electronic system as recited in claim **1** wherein the determination that at least one of the one or more contacts have paused is based on a determination that at least one of the one or more contacts have stayed stationary for a preset amount of time.

5. A gestural control method, comprising:

detecting one or more contacts corresponding to one or more touches in a multipoint sensing area of a multipoint sensing device;

determining a first gesture set in response to the one or more contacts detected within the multipoint sensing area, the first gesture set based on either a number of contacts or a specific arrangement of the one or more contacts within the multipoint sensing area;

monitoring the one or more contacts for one or more gesture events included in the gesture set;

performing a first gesture operation associated with a gesture event in the gesture set when the gesture event is recognized;

determining whether at least one of the one or more contacts have paused; and

in response to a determination that at least one of the one or more contacts have paused:

terminating the first gesture operation,

detecting a new arrangement of contacts,

determining a second gesture set based on the new arrangement of contacts, and

performing a second gesture operation.

6. The method as recited in claim **5** further comprising resetting the first gesture operation.

7. The method as recited in claim **5** further comprising initiating a chord change.

8. The method as recited in claim **5** wherein the determination that at least one of the one or more contacts have paused is based on a determination that at least one of the one or more contacts have stayed stationary for a preset amount of time.

9. The electronic system of claim **1**, wherein the gesture module is further configured to determine a chord comprising the number of contacts or the specific arrangement of the contacts.

10. The gestural control method of claim **5**, further comprising determining a chord comprising the number of contacts or the specific arrangement of the contacts.

* * * * *