



US009913600B2

(12) **United States Patent**
Taub et al.

(10) **Patent No.:** **US 9,913,600 B2**
(45) **Date of Patent:** ***Mar. 13, 2018**

(54) **ANALYTE MONITORING AND
MANAGEMENT DEVICE AND METHOD TO
ANALYZE THE FREQUENCY OF USER
INTERACTION WITH THE DEVICE**

G06Q 50/24 (2012.01)
A61B 5/00 (2006.01)
(52) **U.S. Cl.**
CPC *A61B 5/14532* (2013.01); *A61B 5/14546*
(2013.01); *A61B 5/7282* (2013.01); *A61B*
5/746 (2013.01); *G06F 19/3418* (2013.01);
G06Q 50/22 (2013.01); *G06Q 50/24*
(2013.01); *A61B 5/7275* (2013.01)

(71) Applicant: **Abbott Diabetes Care Inc.**, Alameda,
CA (US)

(72) Inventors: **Marc Barry Taub**, Mountain View, CA
(US); **Jolyon Robert Bugler**, Combe
(GB); **Thomas A. Peyser**, Menlo Park,
CA (US)

(58) **Field of Classification Search**
None
See application file for complete search history.

(73) Assignee: **Abbott Diabetes Care Inc.**, Alameda,
CA (US)

(56) **References Cited**

U.S. PATENT DOCUMENTS

(*) Notice: Subject to any disclaimer, the term of this
patent is extended or adjusted under 35
U.S.C. 154(b) by 492 days.

This patent is subject to a terminal dis-
claimer.

3,581,062 A 5/1971 Aston
3,926,760 A 12/1975 Allen et al.
3,949,388 A 4/1976 Fuller
4,036,749 A 7/1977 Anderson
4,055,175 A 10/1977 Clemens et al.
(Continued)

(21) Appl. No.: **14/629,447**

FOREIGN PATENT DOCUMENTS

(22) Filed: **Feb. 23, 2015**

DE 4401400 7/1995
EP 0098592 1/1984

(65) **Prior Publication Data**

(Continued)

US 2015/0164392 A1 Jun. 18, 2015

OTHER PUBLICATIONS

Related U.S. Application Data

(63) Continuation of application No. 13/448,287, filed on
Apr. 16, 2012, now abandoned, which is a
continuation of application No. 12/147,464, filed on
Jun. 26, 2008, now Pat. No. 8,160,900.

Armour, J. C., et al., "Application of Chronic Intravascular Blood
Glucose Sensor in Dogs", *Diabetes*, vol. 39, 1990, pp. 1519-1526.
(Continued)

(60) Provisional application No. 60/947,026, filed on Jun.
29, 2007.

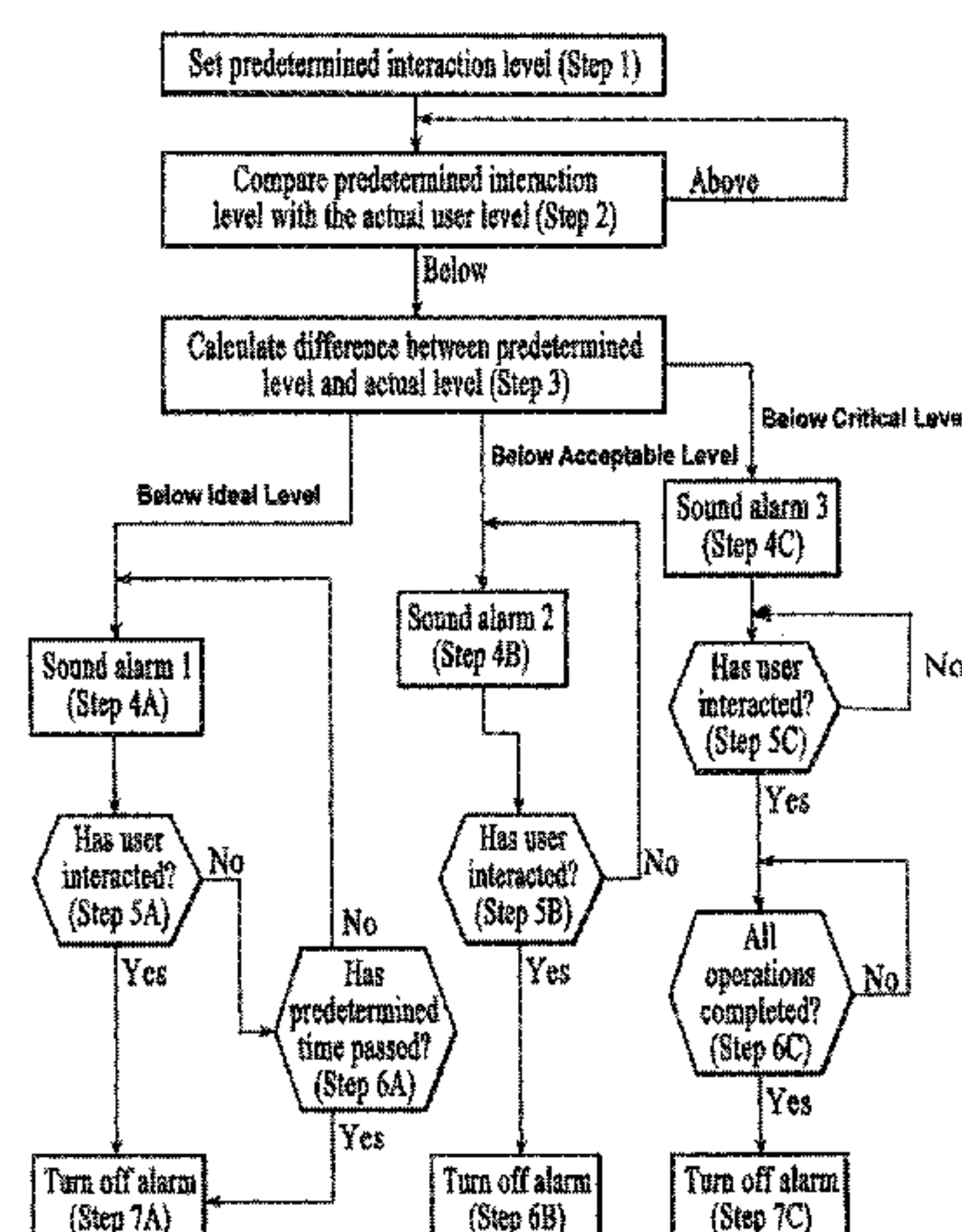
Primary Examiner — Samuel C Woolwine
(74) *Attorney, Agent, or Firm* — Jackson & Co., LLP

(51) **Int. Cl.**
A61B 5/145 (2006.01)
G06F 19/00 (2018.01)
G06Q 50/22 (2018.01)

(57) **ABSTRACT**

Methods and Devices to monitor the level of at least one
analyte are provided.

15 Claims, 5 Drawing Sheets



(56)

References Cited

U.S. PATENT DOCUMENTS

| | | | | | |
|-------------|---------|-------------------|-------------|---------|----------------------|
| 4,129,128 A | 12/1978 | McFarlane | 5,438,983 A | 8/1995 | Falcone |
| 4,245,634 A | 1/1981 | Albisser et al. | 5,462,645 A | 10/1995 | Albery et al. |
| 4,327,725 A | 5/1982 | Cortese et al. | 5,472,317 A | 12/1995 | Field et al. |
| 4,344,438 A | 8/1982 | Schultz | 5,489,414 A | 2/1996 | Schreiber et al. |
| 4,349,728 A | 9/1982 | Phillips et al. | 5,497,772 A | 3/1996 | Schulman et al. |
| 4,425,920 A | 1/1984 | Bourland et al. | 5,505,828 A | 4/1996 | Wong et al. |
| 4,441,968 A | 4/1984 | Emmer et al. | 5,507,288 A | 4/1996 | Bocker et al. |
| 4,464,170 A | 8/1984 | Clemens et al. | 5,509,410 A | 4/1996 | Hill et al. |
| 4,478,976 A | 10/1984 | Goertz et al. | 5,514,718 A | 5/1996 | Lewis et al. |
| 4,494,950 A | 1/1985 | Fischell | 5,531,878 A | 7/1996 | Vadgama et al. |
| 4,509,531 A | 4/1985 | Ward | 5,532,686 A | 7/1996 | Urbas et al. |
| 4,527,240 A | 7/1985 | Kvitash | 5,543,326 A | 8/1996 | Heller et al. |
| 4,538,616 A | 9/1985 | Rogoff | 5,552,997 A | 9/1996 | Massart |
| 4,545,382 A | 10/1985 | Higgins et al. | 5,555,190 A | 9/1996 | Derby et al. |
| 4,619,793 A | 10/1986 | Lee | 5,568,806 A | 10/1996 | Cheney, II et al. |
| 4,671,288 A | 6/1987 | Gough | 5,569,186 A | 10/1996 | Lord et al. |
| 4,703,756 A | 11/1987 | Gough et al. | 5,582,184 A | 12/1996 | Erickson et al. |
| 4,711,245 A | 12/1987 | Higgins et al. | 5,586,553 A | 12/1996 | Halili et al. |
| 4,731,726 A | 3/1988 | Allen, III | 5,593,852 A | 1/1997 | Heller et al. |
| 4,749,985 A | 6/1988 | Corsberg | 5,601,435 A | 2/1997 | Quy |
| 4,757,022 A | 7/1988 | Shults et al. | 5,609,575 A | 3/1997 | Larson et al. |
| 4,777,953 A | 10/1988 | Ash et al. | 5,628,310 A | 5/1997 | Rao et al. |
| 4,779,618 A | 10/1988 | Mund et al. | 5,628,890 A | 5/1997 | Nigel et al. |
| 4,847,785 A | 7/1989 | Stephens | 5,634,468 A | 6/1997 | Platt et al. |
| 4,854,322 A | 8/1989 | Ash et al. | 5,640,954 A | 6/1997 | Pfeiffer et al. |
| 4,890,620 A | 1/1990 | Gough | 5,653,239 A | 8/1997 | Pompei et al. |
| 4,925,268 A | 5/1990 | Iyer et al. | 5,665,222 A | 9/1997 | Heller et al. |
| 4,953,552 A | 9/1990 | DeMarzo | 5,707,502 A | 1/1998 | McCaffrey et al. |
| 4,986,271 A | 1/1991 | Wilkins | 5,711,001 A | 1/1998 | Bussan et al. |
| 4,995,402 A | 2/1991 | Smith et al. | 5,711,861 A | 1/1998 | Ward et al. |
| 5,000,180 A | 3/1991 | Kuypers et al. | 5,724,030 A | 3/1998 | Urbas et al. |
| 5,002,054 A | 3/1991 | Ash et al. | 5,726,646 A | 3/1998 | Bane et al. |
| 5,019,974 A | 5/1991 | Beckers | 5,735,285 A | 4/1998 | Albert et al. |
| 5,050,612 A | 9/1991 | Matsumura | 5,748,103 A | 5/1998 | Flach et al. |
| 5,051,688 A | 9/1991 | Murase et al. | 5,749,907 A | 5/1998 | Mann |
| 5,055,171 A | 10/1991 | Peck | 5,772,586 A | 6/1998 | Heinonen et al. |
| 5,082,550 A | 1/1992 | Rishpon et al. | 5,791,344 A | 8/1998 | Schulman et al. |
| 5,106,365 A | 4/1992 | Hernandez | 5,794,219 A | 8/1998 | Brown |
| 5,122,925 A | 6/1992 | Inpyn | 5,804,047 A | 9/1998 | Karube et al. |
| 5,135,004 A | 8/1992 | Adams et al. | 5,807,375 A | 9/1998 | Gross et al. |
| 5,165,407 A | 11/1992 | Wilson et al. | 5,820,551 A | 10/1998 | Hill et al. |
| 5,202,261 A | 4/1993 | Musho et al. | 5,822,715 A | 10/1998 | Worthington et al. |
| 5,210,778 A | 5/1993 | Massart | 5,875,186 A | 2/1999 | Belanger et al. |
| 5,228,449 A | 7/1993 | Christ et al. | 5,891,049 A | 4/1999 | Cyrus et al. |
| 5,231,988 A | 8/1993 | Wernicke et al. | 5,899,855 A | 5/1999 | Brown |
| 5,246,867 A | 9/1993 | Lakowicz et al. | 5,914,026 A | 6/1999 | Blubaugh, Jr. et al. |
| 5,251,126 A | 10/1993 | Kahn et al. | 5,918,603 A | 7/1999 | Brown |
| 5,262,035 A | 11/1993 | Gregg et al. | 5,919,141 A | 7/1999 | Money et al. |
| 5,262,305 A | 11/1993 | Heller et al. | 5,925,021 A | 7/1999 | Castellano et al. |
| 5,264,104 A | 11/1993 | Gregg et al. | 5,942,979 A | 8/1999 | Luppino |
| 5,264,105 A | 11/1993 | Gregg et al. | 5,951,485 A | 9/1999 | Cyrus et al. |
| 5,279,294 A | 1/1994 | Anderson et al. | 5,951,521 A | 9/1999 | Mastrototaro et al. |
| 5,285,792 A | 2/1994 | Sjoquist et al. | 5,957,854 A | 9/1999 | Besson et al. |
| 5,293,877 A | 3/1994 | O'Hara et al. | 5,961,451 A | 10/1999 | Reber et al. |
| 5,299,571 A | 4/1994 | Mastrototaro | 5,964,993 A | 10/1999 | Blubaugh, Jr. et al. |
| 5,320,715 A | 6/1994 | Berg | 5,965,380 A | 10/1999 | Heller et al. |
| 5,320,725 A | 6/1994 | Gregg et al. | 5,971,922 A | 10/1999 | Arita et al. |
| 5,322,063 A | 6/1994 | Allen et al. | 5,987,353 A | 11/1999 | Khatchatrian et al. |
| 5,330,634 A | 7/1994 | Wong et al. | 5,995,860 A | 11/1999 | Sun et al. |
| 5,340,722 A | 8/1994 | Wolfbeis et al. | 6,001,067 A | 12/1999 | Shults et al. |
| 5,342,789 A | 8/1994 | Chick et al. | 6,004,278 A | 12/1999 | Botich et al. |
| 5,356,786 A | 10/1994 | Heller et al. | 6,022,315 A | 2/2000 | Iliff |
| 5,360,404 A | 11/1994 | Novacek et al. | 6,024,699 A | 2/2000 | Surwit et al. |
| 5,372,427 A | 12/1994 | Padovani et al. | 6,028,413 A | 2/2000 | Brockmann |
| 5,379,238 A | 1/1995 | Stark | 6,049,727 A | 4/2000 | Crothall |
| 5,384,547 A | 1/1995 | Lynk et al. | 6,052,565 A | 4/2000 | Ishikura et al. |
| 5,390,671 A | 2/1995 | Lord et al. | 6,066,243 A | 5/2000 | Anderson et al. |
| 5,391,250 A | 2/1995 | Cheney, II et al. | 6,071,391 A | 6/2000 | Gotoh et al. |
| 5,394,877 A | 3/1995 | Orr et al. | 6,083,710 A | 7/2000 | Heller et al. |
| 5,402,780 A | 4/1995 | Faasse, Jr. | 6,088,608 A | 7/2000 | Schulman et al. |
| 5,408,999 A | 4/1995 | Singh et al. | 6,091,975 A | 7/2000 | Daddona et al. |
| 5,410,326 A | 4/1995 | Goldstein | 6,091,976 A | 7/2000 | Pfeiffer et al. |
| 5,411,647 A | 5/1995 | Johnson et al. | 6,091,987 A | 7/2000 | Thompson |
| 5,431,160 A | 7/1995 | Wilkins | 6,093,172 A | 7/2000 | Funderburk et al. |
| 5,431,921 A | 7/1995 | Thombre | 6,096,364 A | 8/2000 | Bok et al. |
| | | | 6,103,033 A | 8/2000 | Say et al. |
| | | | 6,115,622 A | 9/2000 | Minoz |
| | | | 6,117,290 A | 9/2000 | Say et al. |
| | | | 6,119,028 A | 9/2000 | Schulman et al. |

(56)

References Cited

U.S. PATENT DOCUMENTS

| | | | | | |
|--------------|---------|-----------------------|--------------|---------|---------------------|
| 6,120,676 A | 9/2000 | Heller et al. | 6,558,320 B1 | 5/2003 | Causey, III et al. |
| 6,121,009 A | 9/2000 | Heller et al. | 6,558,321 B1 | 5/2003 | Burd et al. |
| 6,121,611 A | 9/2000 | Lindsay et al. | 6,558,351 B1 | 5/2003 | Steil et al. |
| 6,122,351 A | 9/2000 | Schlueter, Jr. et al. | 6,560,471 B1 | 5/2003 | Heller et al. |
| 6,129,823 A | 10/2000 | Hughes et al. | 6,561,975 B1 | 5/2003 | Pool et al. |
| 6,130,623 A | 10/2000 | MacLellan et al. | 6,561,978 B1 | 5/2003 | Conn et al. |
| 6,134,461 A | 10/2000 | Say et al. | 6,562,001 B2 | 5/2003 | Lebel et al. |
| 6,141,573 A | 10/2000 | Kurnik et al. | 6,564,105 B2 | 5/2003 | Starkweather et al. |
| 6,143,164 A | 11/2000 | Heller et al. | 6,565,509 B1 | 5/2003 | Say et al. |
| 6,144,837 A | 11/2000 | Quy | 6,571,128 B2 | 5/2003 | Lebel et al. |
| 6,144,871 A | 11/2000 | Saito et al. | 6,572,542 B1 | 6/2003 | Houben et al. |
| 6,157,850 A | 12/2000 | Diab et al. | 6,574,490 B2 | 6/2003 | Abbink et al. |
| 6,159,147 A | 12/2000 | Lichter et al. | 6,574,510 B2 | 6/2003 | Von Arx et al. |
| 6,161,095 A | 12/2000 | Brown | 6,576,101 B1 | 6/2003 | Heller et al. |
| 6,162,611 A | 12/2000 | Heller et al. | 6,577,899 B2 | 6/2003 | Lebel et al. |
| 6,167,362 A | 12/2000 | Brown | 6,579,231 B1 | 6/2003 | Phipps |
| 6,175,752 B1 | 1/2001 | Say et al. | 6,579,690 B1 | 6/2003 | Bonnecaze et al. |
| 6,200,265 B1 | 3/2001 | Walsh et al. | 6,585,644 B2 | 7/2003 | Lebel et al. |
| 6,212,416 B1 | 4/2001 | Ward et al. | 6,591,125 B1 | 7/2003 | Buse et al. |
| 6,219,574 B1 | 4/2001 | Cormier et al. | 6,592,745 B1 | 7/2003 | Feldman et al. |
| 6,223,283 B1 | 4/2001 | Chaiken et al. | 6,595,919 B2 | 7/2003 | Berner et al. |
| 6,248,065 B1 | 6/2001 | Brown | 6,600,997 B2 | 7/2003 | Deweese et al. |
| 6,248,067 B1 | 6/2001 | Causey, III et al. | 6,605,200 B1 | 8/2003 | Mao et al. |
| 6,254,586 B1 | 7/2001 | Mann et al. | 6,605,201 B1 | 8/2003 | Mao et al. |
| 6,270,455 B1 | 8/2001 | Brown | 6,607,509 B2 | 8/2003 | Bobroff et al. |
| 6,275,717 B1 | 8/2001 | Gross et al. | 6,610,012 B2 | 8/2003 | Mault |
| 6,283,761 B1 | 9/2001 | Joao | 6,616,819 B1 | 9/2003 | Liamos et al. |
| 6,284,478 B1 | 9/2001 | Heller et al. | 6,618,934 B1 | 9/2003 | Feldman et al. |
| 6,291,200 B1 | 9/2001 | LeJeune et al. | 6,631,281 B1 | 10/2003 | Kastle |
| 6,293,925 B1 | 9/2001 | Safabash et al. | 6,633,772 B2 | 10/2003 | Ford et al. |
| 6,294,997 B1 | 9/2001 | Paratore et al. | 6,635,014 B2 | 10/2003 | Starkweather et al. |
| 6,295,506 B1 | 9/2001 | Heinonen et al. | 6,635,167 B1 | 10/2003 | Batman et al. |
| 6,299,757 B1 | 10/2001 | Feldman et al. | 6,641,533 B2 | 11/2003 | Causey, III et al. |
| 6,306,104 B1 | 10/2001 | Cunningham et al. | 6,648,821 B2 | 11/2003 | Lebel et al. |
| 6,309,884 B1 | 10/2001 | Cooper et al. | 6,650,471 B2 | 11/2003 | Doi |
| 6,314,317 B1 | 11/2001 | Willis | 6,654,625 B1 | 11/2003 | Say et al. |
| 6,329,161 B1 | 12/2001 | Heller et al. | 6,656,114 B1 | 12/2003 | Poulson et al. |
| 6,338,790 B1 | 1/2002 | Feldman et al. | 6,658,396 B1 | 12/2003 | Tang et al. |
| 6,348,640 B1 | 2/2002 | Navot et al. | 6,659,948 B2 | 12/2003 | Lebel et al. |
| 6,359,270 B1 | 3/2002 | Bridson | 6,668,196 B1 | 12/2003 | Villegas et al. |
| 6,359,444 B1 | 3/2002 | Grimes | 6,676,816 B2 | 1/2004 | Mao et al. |
| 6,360,888 B1 | 3/2002 | McIvor et al. | 6,687,546 B2 | 2/2004 | Lebel et al. |
| 6,366,794 B1 | 4/2002 | Moussy et al. | 6,689,056 B1 | 2/2004 | Kilcoyne et al. |
| 6,368,273 B1 | 4/2002 | Brown | 6,694,191 B2 | 2/2004 | Starkweather et al. |
| 6,377,828 B1 | 4/2002 | Chaiken et al. | 6,695,860 B1 | 2/2004 | Ward et al. |
| 6,377,894 B1 | 4/2002 | Deweese et al. | 6,702,857 B2 | 3/2004 | Brauker et al. |
| 6,379,301 B1 | 4/2002 | Worthington et al. | 6,730,025 B1 | 5/2004 | Platt |
| 6,387,048 B1 | 5/2002 | Schulman et al. | 6,730,200 B1 | 5/2004 | Stewart et al. |
| 6,400,974 B1 | 6/2002 | Lesho | 6,731,976 B2 | 5/2004 | Penn et al. |
| 6,405,066 B1 | 6/2002 | Essenpreis et al. | 6,733,446 B2 | 5/2004 | Lebel et al. |
| 6,413,393 B1 | 7/2002 | Van Antwerp et al. | 6,735,183 B2 | 5/2004 | O'Toole et al. |
| 6,416,471 B1 | 7/2002 | Kumar et al. | 6,736,957 B1 | 5/2004 | Forrow et al. |
| 6,418,332 B1 | 7/2002 | Mastrototaro et al. | 6,740,075 B2 | 5/2004 | Lebel et al. |
| 6,418,346 B1 | 7/2002 | Nelson et al. | 6,741,877 B1 | 5/2004 | Shults et al. |
| 6,424,847 B1 | 7/2002 | Mastrototaro et al. | 6,743,635 B2 | 6/2004 | Neel et al. |
| 6,427,088 B1 | 7/2002 | Bowman, IV et al. | 6,746,582 B2 | 6/2004 | Heller et al. |
| 6,440,068 B1 | 8/2002 | Brown et al. | 6,749,740 B2 | 6/2004 | Liamos et al. |
| 6,461,496 B1 | 10/2002 | Feldman et al. | 6,758,810 B2 | 7/2004 | Lebel et al. |
| 6,471,689 B1 | 10/2002 | Joseph et al. | 6,764,581 B1 | 7/2004 | Forrow et al. |
| 6,478,736 B1 | 11/2002 | Mault | 6,770,030 B1 | 8/2004 | Schaupp et al. |
| 6,484,045 B1 | 11/2002 | Holker et al. | 6,773,671 B1 | 8/2004 | Lewis et al. |
| 6,484,046 B1 | 11/2002 | Say et al. | 6,789,195 B1 | 9/2004 | Prihoda et al. |
| 6,493,069 B1 | 12/2002 | Nagashimada et al. | 6,790,178 B1 | 9/2004 | Mault et al. |
| 6,496,729 B2 | 12/2002 | Thompson | 6,804,558 B2 | 10/2004 | Haller et al. |
| 6,497,655 B1 | 12/2002 | Linberg et al. | 6,809,653 B1 | 10/2004 | Mann et al. |
| 6,498,043 B1 | 12/2002 | Schulman et al. | 6,810,290 B2 | 10/2004 | Lebel et al. |
| 6,503,381 B1 | 1/2003 | Gotoh et al. | 6,811,533 B2 | 11/2004 | Lebel et al. |
| 6,514,460 B1 | 2/2003 | Fendrock | 6,811,534 B2 | 11/2004 | Bowman, IV et al. |
| 6,514,718 B2 | 2/2003 | Heller et al. | 6,813,519 B2 | 11/2004 | Lebel et al. |
| 6,520,326 B2 | 2/2003 | McIvor et al. | 6,837,858 B2 | 1/2005 | Cunningham et al. |
| 6,540,891 B1 | 4/2003 | Stewart et al. | 6,850,790 B2 | 2/2005 | Berner et al. |
| 6,546,268 B1 | 4/2003 | Ishikawa et al. | 6,862,465 B2 | 3/2005 | Shults et al. |
| 6,549,796 B2 | 4/2003 | Sohrab | 6,873,268 B2 | 3/2005 | Lebel et al. |
| 6,551,494 B1 | 4/2003 | Heller et al. | 6,878,112 B2 | 4/2005 | Linberg et al. |
| 6,554,798 B1 | 4/2003 | Mann et al. | 6,881,551 B2 | 4/2005 | Heller et al. |
| | | | 6,892,085 B2 | 5/2005 | McIvor et al. |
| | | | 6,893,545 B2 | 5/2005 | Gotoh et al. |
| | | | 6,895,263 B2 | 5/2005 | Shin et al. |
| | | | 6,895,265 B2 | 5/2005 | Silver |

(56)

References Cited

U.S. PATENT DOCUMENTS

| | | | | | |
|--------------|---------|---------------------|--------------|---------|---------------------|
| 6,912,413 B2 | 6/2005 | Rantala et al. | 7,286,894 B1 | 10/2007 | Grant et al. |
| 6,923,763 B1 | 8/2005 | Kovatchev et al. | 7,299,082 B2 | 11/2007 | Feldman et al. |
| 6,923,764 B2 | 8/2005 | Aceti et al. | 7,310,544 B2 | 12/2007 | Brister et al. |
| 6,931,327 B2 | 8/2005 | Goode, Jr. et al. | 7,318,816 B2 | 1/2008 | Bobroff et al. |
| 6,932,892 B2 | 8/2005 | Chen et al. | 7,324,012 B2 | 1/2008 | Mann et al. |
| 6,932,894 B2 | 8/2005 | Mao et al. | 7,324,850 B2 | 1/2008 | Persen et al. |
| 6,936,006 B2 | 8/2005 | Sabra | 7,329,239 B2 | 2/2008 | Safabash et al. |
| 6,940,403 B2 | 9/2005 | Kail, IV | 7,335,294 B2 | 2/2008 | Heller et al. |
| 6,941,163 B2 | 9/2005 | Ford et al. | 7,354,420 B2 | 4/2008 | Steil et al. |
| 6,942,518 B2 | 9/2005 | Liamos et al. | 7,364,592 B2 | 4/2008 | Carr-Brendel et al. |
| 6,950,708 B2 | 9/2005 | Bowman, IV et al. | 7,366,556 B2 | 4/2008 | Brister et al. |
| 6,958,705 B2 | 10/2005 | Lebel et al. | 7,347,819 B2 | 5/2008 | Lebel et al. |
| 6,968,294 B2 | 11/2005 | Gutta et al. | 7,379,765 B2 | 5/2008 | Petisce et al. |
| 6,968,375 B1 | 11/2005 | Brown | 7,381,184 B2 | 6/2008 | Funderburk et al. |
| 6,971,274 B2 | 12/2005 | Olin | 7,384,397 B2 | 6/2008 | Zhang et al. |
| 6,974,437 B2 | 12/2005 | Lebel et al. | 7,387,010 B2 | 6/2008 | Sunshine et al. |
| 6,990,366 B2 | 1/2006 | Say et al. | 7,392,167 B2 | 6/2008 | Brown |
| 6,997,907 B2 | 2/2006 | Safabash et al. | 7,399,277 B2 | 7/2008 | Saidara et al. |
| 6,998,247 B2 | 2/2006 | Monfre et al. | 7,402,153 B2 | 7/2008 | Steil et al. |
| 6,999,854 B2 | 2/2006 | Roth | 7,404,796 B2 | 7/2008 | Ginsberg |
| 7,003,336 B2 | 2/2006 | Holker et al. | 7,419,573 B2 | 9/2008 | Gundel |
| 7,003,340 B2 | 2/2006 | Say et al. | 7,424,318 B2 | 9/2008 | Brister et al. |
| 7,003,341 B2 | 2/2006 | Say et al. | 7,429,258 B2 | 9/2008 | Angel et al. |
| 7,009,511 B2 | 3/2006 | Mazar et al. | 7,455,663 B2 | 11/2008 | Bikovsky |
| 7,015,817 B2 | 3/2006 | Copley et al. | 7,460,898 B2 | 12/2008 | Brister et al. |
| 7,016,713 B2 | 3/2006 | Gardner et al. | 7,462,264 B2 | 12/2008 | Heller et al. |
| 7,020,508 B2 | 3/2006 | Stivoric et al. | 7,467,003 B2 | 12/2008 | Brister et al. |
| 7,022,219 B2 | 4/2006 | Mansouri et al. | 7,468,125 B2 | 12/2008 | Kraft et al. |
| 7,024,236 B2 | 4/2006 | Ford et al. | 7,471,972 B2 | 12/2008 | Rhodes et al. |
| 7,024,245 B2 | 4/2006 | Lebel et al. | 7,492,254 B2 | 2/2009 | Bandy et al. |
| 7,025,774 B2 | 4/2006 | Freeman et al. | 7,494,465 B2 | 2/2009 | Brister et al. |
| 7,027,848 B2 | 4/2006 | Robinson et al. | 7,497,827 B2 | 3/2009 | Brister et al. |
| 7,027,931 B1 | 4/2006 | Jones et al. | 7,499,002 B2 | 3/2009 | Blasko et al. |
| 7,029,444 B2 | 4/2006 | Shin et al. | 7,501,053 B2 | 3/2009 | Karinka et al. |
| 7,041,068 B2 | 5/2006 | Freeman et al. | 7,519,408 B2 | 4/2009 | Rasdal et al. |
| 7,041,468 B2 | 5/2006 | Drucker et al. | 7,565,197 B2 | 7/2009 | Haubrich et al. |
| 7,043,287 B1 | 5/2006 | Khalil et al. | 7,574,266 B2 | 8/2009 | Dudding et al. |
| 7,043,305 B2 | 5/2006 | KenKnight et al. | 7,583,990 B2 | 9/2009 | Goode, Jr. et al. |
| 7,046,153 B2 | 5/2006 | Oja et al. | 7,591,801 B2 | 9/2009 | Brauker et al. |
| 7,052,483 B2 | 5/2006 | Wojcik | 7,599,726 B2 | 10/2009 | Goode, Jr. et al. |
| 7,056,302 B2 | 6/2006 | Douglas | 7,602,310 B2 | 10/2009 | Mann et al. |
| 7,058,453 B2 | 6/2006 | Nelson et al. | 7,604,178 B2 | 10/2009 | Stewart |
| 7,060,031 B2 | 6/2006 | Webb et al. | 7,613,491 B2 | 11/2009 | Boock et al. |
| 7,074,307 B2 | 7/2006 | Simpson et al. | 7,615,007 B2 | 11/2009 | Shults et al. |
| 7,081,195 B2 | 7/2006 | Simpson et al. | 7,618,369 B2 | 11/2009 | Hayter et al. |
| 7,082,334 B2 | 7/2006 | Boute et al. | 7,624,028 B1 | 11/2009 | Brown |
| 7,092,891 B2 | 8/2006 | Maus et al. | 7,630,748 B2 | 12/2009 | Budiman |
| 7,098,803 B2 | 8/2006 | Mann et al. | 7,632,228 B2 | 12/2009 | Brauker et al. |
| 7,108,778 B2 | 9/2006 | Simpson et al. | 7,635,594 B2 | 12/2009 | Holmes et al. |
| 7,110,803 B2 | 9/2006 | Shults et al. | 7,637,868 B2 | 12/2009 | Saint et al. |
| 7,113,821 B1 | 9/2006 | Sun et al. | 7,640,048 B2 | 12/2009 | Dobbles et al. |
| 7,118,667 B2 | 10/2006 | Lee | 7,643,971 B2 | 1/2010 | Brown |
| 7,123,950 B2 | 10/2006 | Mannheimer | 7,651,596 B2 | 1/2010 | Petisce et al. |
| 7,125,382 B2 | 10/2006 | Zhou et al. | 7,651,845 B2 | 1/2010 | Doyle, III et al. |
| 7,134,999 B2 | 11/2006 | Brauker et al. | 7,653,425 B2 | 1/2010 | Hayter et al. |
| 7,136,689 B2 | 11/2006 | Shults et al. | 7,654,956 B2 | 2/2010 | Brister et al. |
| 7,153,265 B2 | 12/2006 | Vachon | 7,657,297 B2 | 2/2010 | Simpson et al. |
| 7,155,290 B2 | 12/2006 | Von Arx et al. | 7,659,823 B1 | 2/2010 | Killian et al. |
| 7,167,818 B2 | 1/2007 | Brown | 7,668,596 B2 | 2/2010 | Von Arx et al. |
| 7,171,274 B2 | 1/2007 | Starkweather et al. | 7,684,999 B2 | 3/2010 | Brown |
| 7,179,226 B2 | 2/2007 | Crothall et al. | 7,689,440 B2 | 3/2010 | Brown |
| 7,190,988 B2 | 3/2007 | Say et al. | 7,697,967 B2 | 4/2010 | Stafford |
| 7,192,450 B2 | 3/2007 | Brauker et al. | 7,699,775 B2 | 4/2010 | Desai et al. |
| 7,198,606 B2 | 4/2007 | Boecker et al. | 7,711,402 B2 | 5/2010 | Shults et al. |
| 7,203,549 B2 | 4/2007 | Schommer et al. | 7,713,574 B2 | 5/2010 | Brister et al. |
| 7,207,974 B2 | 4/2007 | Safabash et al. | 7,715,893 B2 | 5/2010 | Kamath et al. |
| 7,223,236 B2 | 5/2007 | Brown | 7,727,147 B1 | 6/2010 | Osorio et al. |
| 7,225,535 B2 | 6/2007 | Feldman et al. | 7,731,657 B2 | 6/2010 | Stafford |
| 7,226,442 B2 | 6/2007 | Sheppard et al. | 7,736,310 B2 | 6/2010 | Taub |
| 7,226,978 B2 | 6/2007 | Tapsak et al. | 7,736,344 B2 | 6/2010 | Moberg et al. |
| 7,228,182 B2 | 6/2007 | Healy et al. | 7,741,734 B2 | 6/2010 | Joannopoulos et al. |
| 7,237,712 B2 | 7/2007 | DeRocco et al. | 7,754,093 B2 | 7/2010 | Forrow et al. |
| 7,258,666 B2 | 8/2007 | Brown | 7,763,042 B2 | 7/2010 | Iio et al. |
| 7,276,029 B2 | 10/2007 | Goode, Jr. et al. | 7,766,829 B2 | 8/2010 | Sloan et al. |
| 7,278,983 B2 | 10/2007 | Ireland et al. | 7,768,387 B2 | 8/2010 | Fennell et al. |
| | | | 7,771,352 B2 | 8/2010 | Shults et al. |
| | | | 7,778,680 B2 | 8/2010 | Goode et al. |
| | | | 7,779,332 B2 | 8/2010 | Karr et al. |
| | | | 7,782,192 B2 | 8/2010 | Jeckelmann et al. |

(56)

References Cited

U.S. PATENT DOCUMENTS

| | | | | | |
|--------------|---------|-----------------------|-----------------|---------|---------------------|
| 7,783,333 B2 | 8/2010 | Brister et al. | 8,131,365 B2 | 3/2012 | Zhang et al. |
| 7,791,467 B2 | 9/2010 | Mazar et al. | 8,131,565 B2 | 3/2012 | Dicks et al. |
| 7,792,562 B2 | 9/2010 | Shults et al. | 8,132,037 B2 | 3/2012 | Fehr et al. |
| 7,811,231 B2 | 10/2010 | Jin et al. | 8,135,352 B2 | 3/2012 | Langsweirdt et al. |
| 7,813,809 B2 | 10/2010 | Strother et al. | 8,136,735 B2 | 3/2012 | Arai et al. |
| 7,822,454 B1 | 10/2010 | Alden et al. | 8,138,925 B2 | 3/2012 | Downie et al. |
| 7,831,310 B2 | 11/2010 | Lebel et al. | 8,140,160 B2 | 3/2012 | Pless et al. |
| 7,860,574 B2 | 12/2010 | Von Arx et al. | 8,140,168 B2 | 3/2012 | Olson et al. |
| 7,866,026 B1 | 1/2011 | Wang et al. | 8,140,299 B2 | 3/2012 | Siess |
| 7,873,595 B2 | 1/2011 | Singh et al. | 8,150,321 B2 | 4/2012 | Winter et al. |
| 7,877,274 B2 | 1/2011 | Brown | 8,150,516 B2 | 4/2012 | Levine et al. |
| 7,877,276 B2 | 1/2011 | Brown | 8,179,266 B2 | 5/2012 | Hermle |
| 7,882,611 B2 | 2/2011 | Shah et al. | 8,192,394 B2 | 6/2012 | Estes et al. |
| 7,889,069 B2 | 2/2011 | Fifolt et al. | 8,216,138 B1 | 7/2012 | McGarraugh et al. |
| 7,899,511 B2 | 3/2011 | Shults et al. | 8,255,026 B1 | 8/2012 | Al-Ali |
| 7,899,545 B2 | 3/2011 | John | 8,282,549 B2 | 10/2012 | Brauker et al. |
| 7,912,674 B2 | 3/2011 | Killoren Clark et al. | 8,374,668 B1 | 2/2013 | Hayter et al. |
| 7,914,460 B2 | 3/2011 | Melker et al. | 8,457,703 B2 | 6/2013 | Al-Ali |
| 7,916,013 B2 | 3/2011 | Stevenson | 8,461,985 B2 | 6/2013 | Fennell et al. |
| 7,921,186 B2 | 4/2011 | Brown | 8,583,205 B2 | 11/2013 | Budiman et al. |
| 7,937,255 B2 | 5/2011 | Brown | 8,597,570 B2 | 12/2013 | Terashima et al. |
| 7,938,797 B2 | 5/2011 | Estes | 8,600,681 B2 | 12/2013 | Hayter et al. |
| 7,941,200 B2 | 5/2011 | Weinert et al. | 8,710,993 B2 | 4/2014 | Hayter et al. |
| 7,941,308 B2 | 5/2011 | Brown | 8,834,366 B2 | 9/2014 | Hayter et al. |
| 7,941,323 B2 | 5/2011 | Brown | 8,845,536 B2 | 9/2014 | Brauker et al. |
| 7,941,326 B2 | 5/2011 | Brown | 8,924,159 B2 | 12/2014 | Taub et al. |
| 7,941,327 B2 | 5/2011 | Brown | 2001/0011224 A1 | 8/2001 | Brown |
| 7,946,985 B2 | 5/2011 | Mastrototaro et al. | 2001/0020124 A1 | 9/2001 | Tamada |
| 7,949,507 B2 | 5/2011 | Brown | 2001/0037060 A1 | 11/2001 | Thompson et al. |
| 7,955,258 B2 | 6/2011 | Goscha et al. | 2001/0037366 A1 | 11/2001 | Webb et al. |
| 7,966,230 B2 | 6/2011 | Brown | 2001/0047604 A1 | 12/2001 | Valiulis |
| 7,970,448 B2 | 6/2011 | Shults et al. | 2002/0019022 A1 | 2/2002 | Dunn et al. |
| 7,970,620 B2 | 6/2011 | Brown | 2002/0042090 A1 | 4/2002 | Heller et al. |
| 7,972,267 B2 | 7/2011 | Brown | 2002/0054320 A1 | 5/2002 | Ogino |
| 7,972,296 B2 | 7/2011 | Braig et al. | 2002/0072784 A1 | 6/2002 | Sheppard et al. |
| 7,976,466 B2 | 7/2011 | Ward et al. | 2002/0095076 A1 | 7/2002 | Krausman et al. |
| 7,978,063 B2 | 7/2011 | Baldus et al. | 2002/0103499 A1 | 8/2002 | Perez et al. |
| 7,979,259 B2 | 7/2011 | Brown | 2002/0106709 A1 | 8/2002 | Potts et al. |
| 7,979,284 B2 | 7/2011 | Brown | 2002/0111832 A1 | 8/2002 | Judge |
| 7,996,158 B2 | 8/2011 | Hayter et al. | 2002/0117639 A1 | 8/2002 | Paolini et al. |
| 7,999,674 B2 | 8/2011 | Kamen | 2002/0120186 A1 | 8/2002 | Keimel |
| 8,005,524 B2 | 8/2011 | Brauker et al. | 2002/0128594 A1 | 9/2002 | Das et al. |
| 8,010,174 B2 | 8/2011 | Goode et al. | 2002/0133107 A1 | 9/2002 | Darcey |
| 8,010,256 B2 | 8/2011 | Oowada | 2002/0147135 A1 | 10/2002 | Schnell |
| 8,015,025 B2 | 9/2011 | Brown | 2002/0161288 A1 | 10/2002 | Shin et al. |
| 8,015,030 B2 | 9/2011 | Brown | 2002/0188748 A1 | 12/2002 | Blackwell et al. |
| 8,015,033 B2 | 9/2011 | Brown | 2003/0005464 A1 | 1/2003 | Gropper et al. |
| 8,019,618 B2 | 9/2011 | Brown | 2003/0021729 A1 | 1/2003 | Moller et al. |
| 8,024,201 B2 | 9/2011 | Brown | 2003/0023317 A1 | 1/2003 | Brauker et al. |
| 8,032,399 B2 | 10/2011 | Brown | 2003/0023461 A1 | 1/2003 | Quintanilla et al. |
| 8,072,310 B1 | 12/2011 | Everhart | 2003/0028089 A1 | 2/2003 | Galley et al. |
| 8,090,445 B2 | 1/2012 | Ginggen | 2003/0032077 A1 | 2/2003 | Itoh et al. |
| 8,093,991 B2 | 1/2012 | Stevenson et al. | 2003/0032867 A1 | 2/2003 | Crothall et al. |
| 8,094,009 B2 | 1/2012 | Allen et al. | 2003/0032874 A1 | 2/2003 | Rhodes et al. |
| 8,098,159 B2 | 1/2012 | Batra et al. | 2003/0042137 A1 | 3/2003 | Mao et al. |
| 8,098,160 B2 | 1/2012 | Howarth et al. | 2003/0060692 A1 | 3/2003 | Ruchti et al. |
| 8,098,161 B2 | 1/2012 | Lavedas | 2003/0060753 A1 | 3/2003 | Starkweather et al. |
| 8,098,201 B2 | 1/2012 | Choi et al. | 2003/0065308 A1 | 4/2003 | Lebel et al. |
| 8,098,208 B2 | 1/2012 | Ficker et al. | 2003/0100040 A1 | 5/2003 | Bonnecaze et al. |
| 8,102,021 B2 | 1/2012 | Degani | 2003/0114897 A1 | 6/2003 | Von Arx et al. |
| 8,102,154 B2 | 1/2012 | Bishop et al. | 2003/0134347 A1 | 7/2003 | Heller et al. |
| 8,102,263 B2 | 1/2012 | Yeo et al. | 2003/0147515 A1 | 8/2003 | Kai et al. |
| 8,102,789 B2 | 1/2012 | Rosar et al. | 2003/0163351 A1 | 8/2003 | Brown |
| 8,103,241 B2 | 1/2012 | Young et al. | 2003/0168338 A1 | 9/2003 | Gao et al. |
| 8,103,325 B2 | 1/2012 | Swedlow et al. | 2003/0176933 A1 | 9/2003 | Lebel et al. |
| 8,111,042 B2 | 2/2012 | Bennett | 2003/0187338 A1 | 10/2003 | Say et al. |
| 8,115,488 B2 | 2/2012 | McDowell | 2003/0191377 A1 | 10/2003 | Robinson et al. |
| 8,116,681 B2 | 2/2012 | Baarman | 2003/0199744 A1 | 10/2003 | Buse et al. |
| 8,116,683 B2 | 2/2012 | Baaiman | 2003/0199790 A1 | 10/2003 | Boecker et al. |
| 8,116,837 B2 | 2/2012 | Huang | 2003/0208113 A1 | 11/2003 | Mault et al. |
| 8,117,481 B2 | 2/2012 | Anselmi et al. | 2003/0212379 A1 | 11/2003 | Bylund et al. |
| 8,120,493 B2 | 2/2012 | Burr | 2003/0217966 A1 | 11/2003 | Tapsak et al. |
| 8,124,452 B2 | 2/2012 | Sheats | 2004/0010186 A1 | 1/2004 | Kimball et al. |
| 8,130,093 B2 | 3/2012 | Mazar et al. | 2004/0010207 A1 | 1/2004 | Flaherty et al. |
| 8,131,351 B2 | 3/2012 | Kalgren et al. | 2004/0011671 A1 | 1/2004 | Shults et al. |
| | | | 2004/0015102 A1 | 1/2004 | Cummings et al. |
| | | | 2004/0024553 A1 | 2/2004 | Monfre et al. |
| | | | 2004/0040840 A1 | 3/2004 | Mao et al. |
| | | | 2004/0041749 A1 | 3/2004 | Dixon |

(56)

References Cited

U.S. PATENT DOCUMENTS

| | | | | | |
|-----------------|---------|-------------------|-----------------|---------|-------------------|
| 2004/0045879 A1 | 3/2004 | Shults et al. | 2005/0187720 A1 | 8/2005 | Goode, Jr. et al. |
| 2004/0054263 A1 | 3/2004 | Moerman et al. | 2005/0192557 A1 | 9/2005 | Brauker et al. |
| 2004/0060818 A1 | 4/2004 | Feldman et al. | 2005/0195930 A1 | 9/2005 | Spital et al. |
| 2004/0063435 A1 | 4/2004 | Sakamoto et al. | 2005/0197793 A1 | 9/2005 | Baker, Jr. |
| 2004/0064068 A1 | 4/2004 | DeNuzzio et al. | 2005/0199494 A1 | 9/2005 | Say et al. |
| 2004/0073266 A1 | 4/2004 | Haefner et al. | 2005/0203360 A1 | 9/2005 | Brauker et al. |
| 2004/0078215 A1 | 4/2004 | Dahlin et al. | 2005/0204134 A1 | 9/2005 | Von Arx et al. |
| 2004/0093167 A1 | 5/2004 | Braig et al. | 2005/0214892 A1 | 9/2005 | Kovatchev et al. |
| 2004/0099529 A1 | 5/2004 | Mao et al. | 2005/0228883 A1 | 10/2005 | Brown |
| 2004/0106858 A1 | 6/2004 | Say et al. | 2005/0239154 A1 | 10/2005 | Feldman et al. |
| 2004/0111017 A1 | 6/2004 | Say et al. | 2005/0239156 A1 | 10/2005 | Drucker et al. |
| 2004/0117204 A1 | 6/2004 | Mazar et al. | 2005/0241957 A1 | 11/2005 | Mao et al. |
| 2004/0117210 A1 | 6/2004 | Brown | 2005/0245795 A1 | 11/2005 | Goode, Jr. et al. |
| 2004/0122353 A1 | 6/2004 | Shahmirian et al. | 2005/0245799 A1 | 11/2005 | Brauker et al. |
| 2004/0128225 A1 | 7/2004 | Thompson et al. | 2005/0251033 A1 | 11/2005 | Scarantino et al. |
| 2004/0133164 A1 | 7/2004 | Funderburk et al. | 2005/0277164 A1 | 12/2005 | Drucker et al. |
| 2004/0133390 A1 | 7/2004 | Osorio et al. | 2005/0277912 A1 | 12/2005 | John |
| 2004/0135571 A1 | 7/2004 | Uutela et al. | 2005/0287620 A1 | 12/2005 | Heller et al. |
| 2004/0135684 A1 | 7/2004 | Steinthal et al. | 2006/0001538 A1 | 1/2006 | Kraft et al. |
| 2004/0138588 A1 | 7/2004 | Saikley et al. | 2006/0001551 A1 | 1/2006 | Kraft et al. |
| 2004/0147872 A1 | 7/2004 | Thompson | 2006/0010014 A1 | 1/2006 | Brown |
| 2004/0152622 A1 | 8/2004 | Keith et al. | 2006/0010098 A1 | 1/2006 | Goodnow et al. |
| 2004/0167801 A1 | 8/2004 | Say et al. | 2006/0015020 A1 | 1/2006 | Neale et al. |
| 2004/0171921 A1 | 9/2004 | Say et al. | 2006/0015024 A1 | 1/2006 | Brister et al. |
| 2004/0172307 A1 | 9/2004 | Gruber | 2006/0016700 A1 | 1/2006 | Brister et al. |
| 2004/0176672 A1 | 9/2004 | Silver et al. | 2006/0017923 A1 | 1/2006 | Ruchti et al. |
| 2004/0186362 A1 | 9/2004 | Brauker et al. | 2006/0019327 A1 | 1/2006 | Brister et al. |
| 2004/0186365 A1 | 9/2004 | Jin et al. | 2006/0020186 A1 | 1/2006 | Brister et al. |
| 2004/0193020 A1 | 9/2004 | Chiba et al. | 2006/0020187 A1 | 1/2006 | Brister et al. |
| 2004/0193090 A1 | 9/2004 | Lebel et al. | 2006/0020188 A1 | 1/2006 | Kamath et al. |
| 2004/0199056 A1 | 10/2004 | Husemann et al. | 2006/0020189 A1 | 1/2006 | Brister et al. |
| 2004/0199059 A1 | 10/2004 | Brauker et al. | 2006/0020190 A1 | 1/2006 | Kamath et al. |
| 2004/0204687 A1 | 10/2004 | Mogensen et al. | 2006/0020191 A1 | 1/2006 | Brister et al. |
| 2004/0204868 A1 | 10/2004 | Maynard et al. | 2006/0020192 A1 | 1/2006 | Brister et al. |
| 2004/0223985 A1 | 11/2004 | Dunfiled et al. | 2006/0020300 A1 | 1/2006 | Nghiem et al. |
| 2004/0225338 A1 | 11/2004 | Lebel et al. | 2006/0025662 A1 | 2/2006 | Buse et al. |
| 2004/0236200 A1 | 11/2004 | Say et al. | 2006/0025663 A1 | 2/2006 | Talbot et al. |
| 2004/0249253 A1 | 12/2004 | Racchini et al. | 2006/0031094 A1 | 2/2006 | Cohen et al. |
| 2004/0254433 A1 | 12/2004 | Bandis et al. | 2006/0036139 A1 | 2/2006 | Brister et al. |
| 2004/0254434 A1 | 12/2004 | Goodnow et al. | 2006/0036140 A1 | 2/2006 | Brister et al. |
| 2004/0260478 A1 | 12/2004 | Schwamm | 2006/0036141 A1 | 2/2006 | Kamath et al. |
| 2004/0267300 A1 | 12/2004 | Mace | 2006/0036142 A1 | 2/2006 | Brister et al. |
| 2005/0001024 A1 | 1/2005 | Kusaka et al. | 2006/0036143 A1 | 2/2006 | Brister et al. |
| 2005/0003470 A1 | 1/2005 | Nelson et al. | 2006/0036144 A1 | 2/2006 | Brister et al. |
| 2005/0004494 A1 | 1/2005 | Perez et al. | 2006/0036145 A1 | 2/2006 | Brister et al. |
| 2005/0010269 A1 | 1/2005 | Lebel et al. | 2006/0058588 A1 | 3/2006 | Zdeblick |
| 2005/0017864 A1 | 1/2005 | Tsoukalis | 2006/0079740 A1 | 4/2006 | Silver et al. |
| 2005/0027177 A1 | 2/2005 | Shin et al. | 2006/0091006 A1 | 5/2006 | Wang et al. |
| 2005/0027181 A1 | 2/2005 | Goode et al. | 2006/0142651 A1 | 6/2006 | Brister et al. |
| 2005/0031689 A1 | 2/2005 | Shults et al. | 2006/0154642 A1 | 7/2006 | Scannell |
| 2005/0038680 A1 | 2/2005 | McMahon | 2006/0166629 A1 | 7/2006 | Reggiardo |
| 2005/0043598 A1 | 2/2005 | Goode, Jr. et al. | 2006/0173406 A1 | 8/2006 | Hayes et al. |
| 2005/0049179 A1 | 3/2005 | Davidson et al. | 2006/0173444 A1 | 8/2006 | Choy et al. |
| 2005/0060194 A1 | 3/2005 | Brown | 2006/0183984 A1 | 8/2006 | Dobbles et al. |
| 2005/0070774 A1 | 3/2005 | Addison et al. | 2006/0189863 A1 | 8/2006 | Peyser et al. |
| 2005/0090607 A1 | 4/2005 | Tapsak et al. | 2006/0193375 A1 | 8/2006 | Lee et al. |
| 2005/0096511 A1 | 5/2005 | Fox et al. | 2006/0222566 A1 | 10/2006 | Brauker et al. |
| 2005/0096516 A1 | 5/2005 | Soykan et al. | 2006/0224141 A1 | 10/2006 | Rush et al. |
| 2005/0112169 A1 | 5/2005 | Brauker et al. | 2006/0226985 A1 | 10/2006 | Goodnow et al. |
| 2005/0113648 A1 | 5/2005 | Yang et al. | 2006/0229512 A1 | 10/2006 | Petisce et al. |
| 2005/0113886 A1 | 5/2005 | Fischell et al. | 2006/0234202 A1 | 10/2006 | Brown |
| 2005/0114068 A1 | 5/2005 | Chey et al. | 2006/0235722 A1 | 10/2006 | Brown |
| 2005/0115832 A1 | 6/2005 | Simpson et al. | 2006/0241975 A1 | 10/2006 | Brown |
| 2005/0116683 A1 | 6/2005 | Cheng et al. | 2006/0247508 A1 | 11/2006 | Fennell |
| 2005/0121322 A1 | 6/2005 | Say et al. | 2006/0247710 A1 | 11/2006 | Goetz et al. |
| 2005/0131346 A1 | 6/2005 | Douglas | 2006/0247985 A1 | 11/2006 | Liamos et al. |
| 2005/0134731 A1 | 6/2005 | Lee et al. | 2006/0258929 A1 | 11/2006 | Goode et al. |
| 2005/0137530 A1 | 6/2005 | Campbell et al. | 2006/0264785 A1 | 11/2006 | Dring et al. |
| 2005/0143635 A1 | 6/2005 | Kamath et al. | 2006/0272652 A1 | 12/2006 | Stocker et al. |
| 2005/0154271 A1 | 7/2005 | Rasdal et al. | 2006/0281985 A1 | 12/2006 | Ward et al. |
| 2005/0173245 A1 | 8/2005 | Feldman et al. | 2006/0285660 A1 | 12/2006 | Brown |
| 2005/0176136 A1 | 8/2005 | Burd et al. | 2006/0285736 A1 | 12/2006 | Brown |
| 2005/0182306 A1 | 8/2005 | Sloan | 2006/0287691 A1 | 12/2006 | Drew |
| 2005/0184153 A1 | 8/2005 | Auchinleck | 2006/0287889 A1 | 12/2006 | Brown |
| 2005/0187442 A1 | 8/2005 | Cho et al. | 2006/0287931 A1 | 12/2006 | Brown |
| | | | 2006/0290496 A1 | 12/2006 | Peeters et al. |
| | | | 2006/0293607 A1 | 12/2006 | Alt et al. |
| | | | 2007/0010950 A1 | 1/2007 | Abensour et al. |
| | | | 2007/0011320 A1 | 1/2007 | Brown |

(56)

References Cited

U.S. PATENT DOCUMENTS

| | | | | | | | |
|--------------|----|---------|--------------------|--------------|----|---------|----------------------|
| 2007/0016381 | A1 | 1/2007 | Kamath et al. | 2008/0030369 | A1 | 2/2008 | Mann et al. |
| 2007/0016445 | A1 | 1/2007 | Brown | 2008/0033254 | A1 | 2/2008 | Kamath et al. |
| 2007/0017983 | A1 | 1/2007 | Frank et al. | 2008/0039702 | A1 | 2/2008 | Hayter et al. |
| 2007/0021984 | A1 | 1/2007 | Brown | 2008/0045824 | A1 | 2/2008 | Tapsak et al. |
| 2007/0027381 | A1 | 2/2007 | Stafford | 2008/0058773 | A1 | 3/2008 | John |
| 2007/0027383 | A1 | 2/2007 | Peyser et al. | 2008/0060955 | A1 | 3/2008 | Goodnow |
| 2007/0027507 | A1 | 2/2007 | Burdett et al. | 2008/0061961 | A1 | 3/2008 | John |
| 2007/0032717 | A1 | 2/2007 | Brister et al. | 2008/0064943 | A1 | 3/2008 | Talbot et al. |
| 2007/0033074 | A1 | 2/2007 | Nitzan et al. | 2008/0066305 | A1 | 3/2008 | Wang et al. |
| 2007/0038044 | A1 | 2/2007 | Dobbles et al. | 2008/0071156 | A1 | 3/2008 | Brister et al. |
| 2007/0055799 | A1 | 3/2007 | Koehler et al. | 2008/0071328 | A1 | 3/2008 | Haubrich et al. |
| 2007/0056858 | A1 | 3/2007 | Chen et al. | 2008/0083617 | A1 | 4/2008 | Simpson et al. |
| 2007/0060814 | A1 | 3/2007 | Stafford | 2008/0086042 | A1 | 4/2008 | Brister et al. |
| 2007/0060869 | A1 | 3/2007 | Tolle et al. | 2008/0086044 | A1 | 4/2008 | Brister et al. |
| 2007/0060979 | A1 | 3/2007 | Strother et al. | 2008/0086273 | A1 | 4/2008 | Shults et al. |
| 2007/0061167 | A1 | 3/2007 | Brown | 2008/0092638 | A1 | 4/2008 | Brenneman et al. |
| 2007/0066873 | A1 | 3/2007 | Kamath et al. | 2008/0102441 | A1 | 5/2008 | Chen et al. |
| 2007/0066956 | A1 | 3/2007 | Finkel | 2008/0108942 | A1 | 5/2008 | Brister et al. |
| 2007/0068807 | A1 | 3/2007 | Feldman et al. | 2008/0114228 | A1 | 5/2008 | McCluskey et al. |
| 2007/0073129 | A1 | 3/2007 | Shah et al. | 2008/0114229 | A1 | 5/2008 | Brown |
| 2007/0078320 | A1 | 4/2007 | Stafford | 2008/0119703 | A1 | 5/2008 | Brister et al. |
| 2007/0078321 | A1 | 4/2007 | Mazza et al. | 2008/0119705 | A1 | 5/2008 | Patel et al. |
| 2007/0078322 | A1 | 4/2007 | Stafford | 2008/0119708 | A1 | 5/2008 | Budiman |
| 2007/0078818 | A1 | 4/2007 | Zvitz et al. | 2008/0125636 | A1 | 5/2008 | Ward et al. |
| 2007/0093786 | A1 | 4/2007 | Goldsmith et al. | 2008/0127052 | A1 | 5/2008 | Rostoker |
| 2007/0095661 | A1 | 5/2007 | Wang et al. | 2008/0139910 | A1 | 6/2008 | Mastrototaro et al. |
| 2007/0106135 | A1 | 5/2007 | Sloan et al. | 2008/0148873 | A1 | 6/2008 | Wang |
| 2007/0108048 | A1 | 5/2007 | Wang et al. | 2008/0161666 | A1 | 7/2008 | Feldman et al. |
| 2007/0118588 | A1 | 5/2007 | Brown | 2008/0167572 | A1 | 7/2008 | Stivoric et al. |
| 2007/0149875 | A1 | 6/2007 | Ouyang et al. | 2008/0172205 | A1 | 7/2008 | Breton et al. |
| 2007/0156033 | A1 | 7/2007 | Causey, III et al. | 2008/0177149 | A1 | 7/2008 | Weinert et al. |
| 2007/0156457 | A1 | 7/2007 | Brown | 2008/0177165 | A1 | 7/2008 | Blomquist et al. |
| 2007/0163880 | A1 | 7/2007 | Woo et al. | 2008/0183061 | A1 | 7/2008 | Goode, Jr. et al. |
| 2007/0173706 | A1 | 7/2007 | Neinast et al. | 2008/0183399 | A1 | 7/2008 | Goode, Jr. et al. |
| 2007/0173709 | A1 | 7/2007 | Petisce et al. | 2008/0188731 | A1 | 8/2008 | Brister et al. |
| 2007/0173710 | A1 | 7/2007 | Petisce et al. | 2008/0189051 | A1 | 8/2008 | Goode, Jr. et al. |
| 2007/0176867 | A1 | 8/2007 | Reggiardo et al. | 2008/0194934 | A1 | 8/2008 | Ray et al. |
| 2007/0179434 | A1 | 8/2007 | Weinert et al. | 2008/0194935 | A1 | 8/2008 | Brister et al. |
| 2007/0191701 | A1 | 8/2007 | Feldman et al. | 2008/0194936 | A1 | 8/2008 | Goode, Jr. et al. |
| 2007/0191702 | A1 | 8/2007 | Yodfat et al. | 2008/0194937 | A1 | 8/2008 | Goode, Jr. et al. |
| 2007/0199818 | A1 | 8/2007 | Petyt et al. | 2008/0194938 | A1 | 8/2008 | Brister et al. |
| 2007/0202562 | A1 | 8/2007 | Curry et al. | 2008/0195232 | A1 | 8/2008 | Carr-Brendel et al. |
| 2007/0203407 | A1 | 8/2007 | Hoss et al. | 2008/0195967 | A1 | 8/2008 | Goode, Jr. et al. |
| 2007/0203539 | A1 | 8/2007 | Stone et al. | 2008/0197024 | A1 | 8/2008 | Simpson et al. |
| 2007/0203966 | A1 | 8/2007 | Brauker et al. | 2008/0200788 | A1 | 8/2008 | Brister et al. |
| 2007/0208244 | A1 | 9/2007 | Brauker et al. | 2008/0200789 | A1 | 8/2008 | Brister et al. |
| 2007/0208246 | A1 | 9/2007 | Brauker et al. | 2008/0200791 | A1 | 8/2008 | Simpson et al. |
| 2007/0213605 | A1 | 9/2007 | Brown | 2008/0201325 | A1 | 8/2008 | Doniger et al. |
| 2007/0213657 | A1 | 9/2007 | Jennewine et al. | 2008/0208025 | A1 | 8/2008 | Shults et al. |
| 2007/0227911 | A1 | 10/2007 | Wang et al. | 2008/0214900 | A1 | 9/2008 | Fennell et al. |
| 2007/0228071 | A1 | 10/2007 | Kamen et al. | 2008/0214915 | A1 | 9/2008 | Brister et al. |
| 2007/0231846 | A1 | 10/2007 | Cosentino et al. | 2008/0214918 | A1 | 9/2008 | Brister et al. |
| 2007/0232878 | A1 | 10/2007 | Kovatchev et al. | 2008/0218180 | A1 | 9/2008 | Waffenschmidt et al. |
| 2007/0232880 | A1 | 10/2007 | Siddiqui et al. | 2008/0228051 | A1 | 9/2008 | Shults et al. |
| 2007/0233013 | A1 | 10/2007 | Schoenberg et al. | 2008/0228054 | A1 | 9/2008 | Shults et al. |
| 2007/0235331 | A1 | 10/2007 | Simpson et al. | 2008/0228055 | A1 | 9/2008 | Sher |
| 2007/0244383 | A1 | 10/2007 | Talbot et al. | 2008/0234943 | A1 | 9/2008 | Ray et al. |
| 2007/0249922 | A1 | 10/2007 | Peyser et al. | 2008/0235469 | A1 | 9/2008 | Drew |
| 2007/0253021 | A1 | 11/2007 | Mehta et al. | 2008/0242961 | A1 | 10/2008 | Brister et al. |
| 2007/0255321 | A1 | 11/2007 | Gerber et al. | 2008/0242963 | A1 | 10/2008 | Essenpreis et al. |
| 2007/0255348 | A1 | 11/2007 | Holtzclaw | 2008/0254544 | A1 | 10/2008 | Modzelewski et al. |
| 2007/0255531 | A1 | 11/2007 | Drew | 2008/0255438 | A1 | 10/2008 | Saidara et al. |
| 2007/0258395 | A1 | 11/2007 | Jollota et al. | 2008/0262469 | A1 | 10/2008 | Brister et al. |
| 2007/0270672 | A1 | 11/2007 | Hayter | 2008/0267823 | A1 | 10/2008 | Wang et al. |
| 2007/0282299 | A1 | 12/2007 | Hellwig | 2008/0269571 | A1 | 10/2008 | Brown |
| 2007/0285238 | A1 | 12/2007 | Batra | 2008/0269714 | A1 | 10/2008 | Mastrototaro et al. |
| 2007/0299617 | A1 | 12/2007 | Willis | 2008/0269723 | A1 | 10/2008 | Mastrototaro et al. |
| 2008/0004515 | A1 | 1/2008 | Jennewine et al. | 2008/0275313 | A1 | 11/2008 | Brister et al. |
| 2008/0004601 | A1 | 1/2008 | Jennewine et al. | 2008/0287761 | A1 | 11/2008 | Hayter |
| 2008/0004904 | A1 | 1/2008 | Tran | 2008/0287764 | A1 | 11/2008 | Rasdal et al. |
| 2008/0009692 | A1 | 1/2008 | Stafford | 2008/0287765 | A1 | 11/2008 | Rasdal et al. |
| 2008/0017522 | A1 | 1/2008 | Heller et al. | 2008/0287766 | A1 | 11/2008 | Rasdal et al. |
| 2008/0018433 | A1 | 1/2008 | Pitt-Pladdy | 2008/0294024 | A1 | 11/2008 | Cosentino et al. |
| 2008/0021666 | A1 | 1/2008 | Goode, Jr. et al. | 2008/0296155 | A1 | 12/2008 | Shults et al. |
| 2008/0029391 | A1 | 2/2008 | Mao et al. | 2008/0300572 | A1 | 12/2008 | Rankers et al. |
| | | | | 2008/0306368 | A1 | 12/2008 | Goode, Jr. et al. |
| | | | | 2008/0306434 | A1 | 12/2008 | Dobbles et al. |
| | | | | 2008/0306435 | A1 | 12/2008 | Kamath et al. |
| | | | | 2008/0306444 | A1 | 12/2008 | Brister et al. |

(56)

References Cited

U.S. PATENT DOCUMENTS

| | | | | | |
|-----------------|---------|---------------------|-----------------|---------|----------------------|
| 2008/0312518 A1 | 12/2008 | Jina et al. | 2009/0192722 A1 | 7/2009 | Shariati et al. |
| 2008/0314395 A1 | 12/2008 | Kovatchev et al. | 2009/0192724 A1 | 7/2009 | Brauker et al. |
| 2008/0319085 A1 | 12/2008 | Wright et al. | 2009/0192745 A1 | 7/2009 | Kamath et al. |
| 2008/0319294 A1 | 12/2008 | Taub et al. | 2009/0192751 A1 | 7/2009 | Kamath et al. |
| 2008/0319295 A1 | 12/2008 | Bernstein et al. | 2009/0203981 A1 | 8/2009 | Brauker et al. |
| 2008/0319296 A1 | 12/2008 | Bernstein et al. | 2009/0204341 A1 | 8/2009 | Brauker et al. |
| 2009/0005665 A1 | 1/2009 | Hayter et al. | 2009/0216100 A1 | 8/2009 | Ebner et al. |
| 2009/0005666 A1 | 1/2009 | Shin | 2009/0216103 A1 | 8/2009 | Brister et al. |
| 2009/0005729 A1 | 1/2009 | Hendrixson et al. | 2009/0234200 A1 | 9/2009 | Husheer |
| 2009/0006034 A1 | 1/2009 | Hayter et al. | 2009/0240120 A1 | 9/2009 | Mensing et al. |
| 2009/0006061 A1 | 1/2009 | Thukral et al. | 2009/0240128 A1 | 9/2009 | Mensing et al. |
| 2009/0006133 A1 | 1/2009 | Weinert et al. | 2009/0240193 A1 | 9/2009 | Mensing et al. |
| 2009/0012376 A1 | 1/2009 | Agus | 2009/0242399 A1 | 10/2009 | Kamath et al. |
| 2009/0012377 A1 | 1/2009 | Jennewine et al. | 2009/0242425 A1 | 10/2009 | Kamath et al. |
| 2009/0012379 A1 | 1/2009 | Goode, Jr. et al. | 2009/0247855 A1 | 10/2009 | Boock et al. |
| 2009/0018424 A1 | 1/2009 | Kamath et al. | 2009/0247856 A1 | 10/2009 | Boock et al. |
| 2009/0018425 A1 | 1/2009 | Ouyang et al. | 2009/0248380 A1 | 10/2009 | Brown |
| 2009/0030293 A1 | 1/2009 | Cooper et al. | 2009/0253973 A1 | 10/2009 | Bashan et al. |
| 2009/0030294 A1 | 1/2009 | Petisce et al. | 2009/0267765 A1 | 10/2009 | Greene et al. |
| 2009/0036747 A1 | 2/2009 | Hayter et al. | 2009/0287073 A1 | 11/2009 | Boock et al. |
| 2009/0036758 A1 | 2/2009 | Brauker et al. | 2009/0287074 A1 | 11/2009 | Shults et al. |
| 2009/0036763 A1 | 2/2009 | Brauker et al. | 2009/0289796 A1 | 11/2009 | Blumberg |
| 2009/0040022 A1 | 2/2009 | Finkenzeller | 2009/0294277 A1 | 12/2009 | Thomas et al. |
| 2009/0043181 A1 | 2/2009 | Brauker et al. | 2009/0298182 A1 | 12/2009 | Schulat et al. |
| 2009/0043182 A1 | 2/2009 | Brauker et al. | 2009/0299155 A1 | 12/2009 | Yang et al. |
| 2009/0043525 A1 | 2/2009 | Brauker et al. | 2009/0299156 A1 | 12/2009 | Simpson et al. |
| 2009/0043541 A1 | 2/2009 | Brauker et al. | 2009/0299162 A1 | 12/2009 | Brauker et al. |
| 2009/0043542 A1 | 2/2009 | Brauker et al. | 2009/0299276 A1 | 12/2009 | Brauker et al. |
| 2009/0045055 A1 | 2/2009 | Rhodes et al. | 2010/0010324 A1 | 1/2010 | Brauker et al. |
| 2009/0048503 A1 | 2/2009 | Dalal et al. | 2010/0010331 A1 | 1/2010 | Brauker et al. |
| 2009/0054745 A1 | 2/2009 | Jennewine | 2010/0010332 A1 | 1/2010 | Brauker et al. |
| 2009/0054747 A1 | 2/2009 | Fennell | 2010/0016687 A1 | 1/2010 | Brauker et al. |
| 2009/0054748 A1 | 2/2009 | Feldman et al. | 2010/0016698 A1 | 1/2010 | Rasdal et al. |
| 2009/0062633 A1 | 3/2009 | Brauker et al. | 2010/0022855 A1 | 1/2010 | Brauker et al. |
| 2009/0062635 A1 | 3/2009 | Brauker et al. | 2010/0022988 A1 | 1/2010 | Wochner et al. |
| 2009/0063964 A1 | 3/2009 | Huang et al. | 2010/0030038 A1 | 2/2010 | Brauker et al. |
| 2009/0076356 A1 | 3/2009 | Simpson et al. | 2010/0030053 A1 | 2/2010 | Goode, Jr. et al. |
| 2009/0076360 A1 | 3/2009 | Brister et al. | 2010/0030484 A1 | 2/2010 | Brauker et al. |
| 2009/0076361 A1 | 3/2009 | Kamath et al. | 2010/0030485 A1 | 2/2010 | Brauker et al. |
| 2009/0082693 A1 | 3/2009 | Stafford | 2010/0036215 A1 | 2/2010 | Goode, Jr. et al. |
| 2009/0085768 A1 | 4/2009 | Patel et al. | 2010/0036216 A1 | 2/2010 | Goode, Jr. et al. |
| 2009/0085873 A1 | 4/2009 | Betts et al. | 2010/0036222 A1 | 2/2010 | Goode, Jr. et al. |
| 2009/0088614 A1 | 4/2009 | Taub | 2010/0036223 A1 | 2/2010 | Goode, Jr. et al. |
| 2009/0093687 A1 | 4/2009 | Telfort et al. | 2010/0036225 A1 | 2/2010 | Goode, Jr. et al. |
| 2009/0099436 A1 | 4/2009 | Brister et al. | 2010/0041971 A1 | 2/2010 | Goode, Jr. et al. |
| 2009/0105554 A1 | 4/2009 | Stahmann et al. | 2010/0045465 A1 | 2/2010 | Brauker et al. |
| 2009/0105560 A1 | 4/2009 | Solomon | 2010/0049024 A1 | 2/2010 | Saint et al. |
| 2009/0105570 A1 | 4/2009 | Sloan et al. | 2010/0063373 A1 | 3/2010 | Kamath et al. |
| 2009/0105571 A1 | 4/2009 | Fennell et al. | 2010/0076283 A1 | 3/2010 | Simpson et al. |
| 2009/0112478 A1 | 4/2009 | Mueller, Jr. et al. | 2010/0081905 A1 | 4/2010 | Bommakanti et al. |
| 2009/0124877 A1 | 5/2009 | Goode, Jr. et al. | 2010/0081908 A1 | 4/2010 | Dobbles et al. |
| 2009/0124878 A1 | 5/2009 | Goode, Jr. et al. | 2010/0081909 A1 | 4/2010 | Budiman et al. |
| 2009/0124879 A1 | 5/2009 | Brister et al. | 2010/0081910 A1 | 4/2010 | Brister et al. |
| 2009/0124964 A1 | 5/2009 | Leach et al. | 2010/0081953 A1 | 4/2010 | Syeda-Mahmood et al. |
| 2009/0131768 A1 | 5/2009 | Simpson et al. | 2010/0087724 A1 | 4/2010 | Brauker et al. |
| 2009/0131769 A1 | 5/2009 | Leach et al. | 2010/0093786 A1 | 4/2010 | Watanabe et al. |
| 2009/0131776 A1 | 5/2009 | Simpson et al. | 2010/0094251 A1 | 4/2010 | Estes et al. |
| 2009/0131777 A1 | 5/2009 | Simpson et al. | 2010/0096259 A1 | 4/2010 | Zhang et al. |
| 2009/0131860 A1 | 5/2009 | Nielsen | 2010/0099970 A1 | 4/2010 | Shults et al. |
| 2009/0137886 A1 | 5/2009 | Shariati et al. | 2010/0099971 A1 | 4/2010 | Shults et al. |
| 2009/0137887 A1 | 5/2009 | Shariati et al. | 2010/0105999 A1 | 4/2010 | Dixon et al. |
| 2009/0143659 A1 | 6/2009 | Li et al. | 2010/0119693 A1 | 5/2010 | Tapsak et al. |
| 2009/0143660 A1 | 6/2009 | Brister et al. | 2010/0121167 A1 | 5/2010 | McGarraugh et al. |
| 2009/0150186 A1 | 6/2009 | Cohen et al. | 2010/0121169 A1 | 5/2010 | Petisce et al. |
| 2009/0156919 A1 | 6/2009 | Brister et al. | 2010/0141429 A1 | 6/2010 | Bruegger et al. |
| 2009/0156924 A1 | 6/2009 | Shariati et al. | 2010/0141656 A1 | 6/2010 | Krieffewirth |
| 2009/0163790 A1 | 6/2009 | Brister et al. | 2010/0145172 A1 | 6/2010 | Petisce et al. |
| 2009/0163791 A1 | 6/2009 | Brister et al. | 2010/0146300 A1 | 6/2010 | Brown |
| 2009/0163855 A1 | 6/2009 | Shin et al. | 2010/0152554 A1 | 6/2010 | Steine et al. |
| 2009/0177068 A1 | 7/2009 | Stivoric et al. | 2010/0160759 A1 | 6/2010 | Celentano et al. |
| 2009/0178459 A1 | 7/2009 | Li et al. | 2010/0160760 A1 | 6/2010 | Shults et al. |
| 2009/0182217 A1 | 7/2009 | Li et al. | 2010/0161269 A1 | 6/2010 | Kamath et al. |
| 2009/0189738 A1 | 7/2009 | Hermle | 2010/0168538 A1 | 7/2010 | Keenan et al. |
| 2009/0192366 A1 | 7/2009 | Mensing et al. | 2010/0168540 A1 | 7/2010 | Kamath et al. |
| 2009/0192380 A1 | 7/2009 | Shariati et al. | 2010/0168541 A1 | 7/2010 | Kamath et al. |
| | | | 2010/0168542 A1 | 7/2010 | Kamath et al. |
| | | | 2010/0168543 A1 | 7/2010 | Kamath et al. |
| | | | 2010/0168544 A1 | 7/2010 | Kamath et al. |
| | | | 2010/0168545 A1 | 7/2010 | Kamath et al. |

(56)

References Cited

U.S. PATENT DOCUMENTS

2010/0168546 A1 7/2010 Kamath et al.
 2010/0168657 A1 7/2010 Kamath et al.
 2010/0174157 A1 7/2010 Brister et al.
 2010/0174158 A1 7/2010 Kamath et al.
 2010/0174163 A1 7/2010 Brister et al.
 2010/0174164 A1 7/2010 Brister et al.
 2010/0174165 A1 7/2010 Brister et al.
 2010/0174166 A1 7/2010 Brister et al.
 2010/0174167 A1 7/2010 Kamath et al.
 2010/0174168 A1 7/2010 Goode et al.
 2010/0174266 A1 7/2010 Estes
 2010/0179399 A1 7/2010 Goode et al.
 2010/0179400 A1 7/2010 Brauker et al.
 2010/0179401 A1 7/2010 Rasdal et al.
 2010/0179402 A1 7/2010 Goode et al.
 2010/0179404 A1 7/2010 Kamath et al.
 2010/0179405 A1 7/2010 Goode et al.
 2010/0179407 A1 7/2010 Goode et al.
 2010/0179408 A1 7/2010 Kamath et al.
 2010/0179409 A1 7/2010 Kamath et al.
 2010/0185065 A1 7/2010 Goode et al.
 2010/0185069 A1 7/2010 Brister et al.
 2010/0185070 A1 7/2010 Brister et al.
 2010/0185071 A1 7/2010 Simpson et al.
 2010/0185072 A1 7/2010 Goode et al.
 2010/0185073 A1 7/2010 Goode et al.
 2010/0185074 A1 7/2010 Goode et al.
 2010/0185075 A1 7/2010 Brister et al.
 2010/0185175 A1 7/2010 Kamen et al.
 2010/0190435 A1 7/2010 Cook et al.
 2010/0191082 A1 7/2010 Brister et al.
 2010/0191085 A1 7/2010 Budiman
 2010/0198035 A1 8/2010 Kamath et al.
 2010/0198036 A1 8/2010 Kamath et al.
 2010/0198142 A1 8/2010 Sloan et al.
 2010/0213057 A1 8/2010 Feldman et al.
 2010/0213080 A1 8/2010 Celentano et al.
 2010/0230285 A1 9/2010 Hoss et al.
 2010/0234710 A1 9/2010 Budiman et al.
 2010/0257490 A1 10/2010 Lyon et al.
 2010/0274111 A1 10/2010 Say et al.
 2010/0280441 A1 11/2010 Willinska et al.
 2010/0298686 A1 11/2010 Reggiardo et al.
 2010/0312176 A1 12/2010 Lauer et al.
 2010/0313105 A1 12/2010 Nekoomaram et al.
 2010/0317952 A1 12/2010 Budiman et al.
 2010/0324392 A1 12/2010 Yee et al.
 2010/0326842 A1 12/2010 Mazza et al.
 2011/0004085 A1 1/2011 Mensinger et al.
 2011/0004276 A1 1/2011 Blair et al.
 2011/0024043 A1 2/2011 Boock et al.
 2011/0024307 A1 2/2011 Simpson et al.
 2011/0027127 A1 2/2011 Simpson et al.
 2011/0027453 A1 2/2011 Boock et al.
 2011/0027458 A1 2/2011 Boock et al.
 2011/0028815 A1 2/2011 Simpson et al.
 2011/0028816 A1 2/2011 Simpson et al.
 2011/0029247 A1 2/2011 Kalathil
 2011/0031986 A1 2/2011 Bhat et al.
 2011/0077490 A1 3/2011 Simpson et al.
 2011/0082484 A1 4/2011 Saravia et al.
 2011/0105955 A1 5/2011 Yudovsky et al.
 2011/0106126 A1 5/2011 Love et al.
 2011/0112696 A1 5/2011 Yodfat et al.
 2011/0148905 A1 6/2011 Simmons et al.
 2011/0152637 A1 6/2011 Kateraas et al.
 2011/0190603 A1 8/2011 Stafford
 2011/0191044 A1 8/2011 Stafford
 2011/0208027 A1 8/2011 Wagner et al.
 2011/0208155 A1 8/2011 Palerm et al.
 2011/0257495 A1 10/2011 Hoss et al.
 2011/0257895 A1 10/2011 Brauker et al.
 2011/0263958 A1 10/2011 Brauker et al.
 2011/0287528 A1 11/2011 Fern et al.
 2011/0288574 A1 11/2011 Curry et al.

2011/0289497 A1 11/2011 Kiaie et al.
 2011/0320130 A1 12/2011 Valdes et al.
 2012/0078071 A1 3/2012 Bohm et al.
 2012/0108931 A1 5/2012 Taub et al.
 2012/0108934 A1 5/2012 Valdes et al.
 2012/0165626 A1 6/2012 Irina et al.
 2012/0165640 A1 6/2012 Galley et al.
 2012/0173200 A1 7/2012 Breton et al.
 2012/0179017 A1 7/2012 Satou et al.
 2012/0209099 A1 8/2012 Ljuhs et al.
 2012/0215462 A1 8/2012 Goode et al.
 2013/0035575 A1 2/2013 Mayou et al.
 2013/0235166 A1 9/2013 Jones et al.
 2014/0275898 A1 9/2014 Taub et al.

FOREIGN PATENT DOCUMENTS

EP 0127958 12/1984
 EP 0320109 6/1989
 EP 0353328 2/1990
 EP 0390390 10/1990
 EP 0396788 11/1990
 EP 0286118 1/1995
 EP 1048264 11/2000
 WO WO-1996/025089 8/1996
 WO WO-1996/035370 11/1996
 WO WO-1998/035053 8/1998
 WO WO-1999/056613 11/1999
 WO WO-2000/049940 8/2000
 WO WO-2000/059370 10/2000
 WO WO-2000/074753 12/2000
 WO WO-2000/078992 12/2000
 WO WO-2001/052935 7/2001
 WO WO-2001/054753 8/2001
 WO WO-2002/016905 2/2002
 WO WO-2002/058537 8/2002
 WO WO-2003/076893 9/2003
 WO WO-2003/082091 10/2003
 WO WO-2003/085372 10/2003
 WO WO-2004/061420 7/2004
 WO WO-2005/041766 5/2005
 WO WO-2005/089103 9/2005
 WO WO-2005/119524 12/2005
 WO WO-2006/024671 3/2006
 WO WO-2006/086423 8/2006
 WO WO-2008/001366 1/2008
 WO WO-2008/086541 7/2008
 WO WO-2010/077329 7/2010

OTHER PUBLICATIONS

Aussedat, B., et al., "A User-Friendly Method for Calibrating a Subcutaneous Glucose Sensor-Based Hypoglycemic Alartm", *Biosensors & Bioelectronics*, vol. 12, No. 11, 1997, pp. 1061-1070.
 Bennion, N., et al., "Alternate Site Glucose Testing: A Crossover Design", *Diabetes Technology & Therapeutics*, vol. 4, No. 1, 2002, pp. 25-33.
 Blank, T. B., et al., "Clinical Results From a Non-Invasive Blood Glucose Monitor", *Optical Diagnostics and Sensing of Biological Fluids and Glucose and Cholesterol Monitoring II, Proceedings of SPIE*, vol. 4624, 2002, pp. 1-10.
 Brooks, S. L., et al., "Development of an On-Line Glucose Sensor for Fermentation Monitoring", *Biosensors*, vol. 3, 1987/88, pp. 45-56.
 Cass, A. E., et al., "Ferrocene-Medicated Enzyme Electrode for Amperometric Determination of Glucose", *Analytical Chemistry*, vol. 56, No. 4, 1984, 667-671.
 Cheyne, E. H., et al., "Performance of a Continuous Glucose Monitoring System During Controlled Hypoglycaemia in Healthy Volunteers", *Diabetes Technology & Therapeutics*, vol. 4, No. 5, 2002, pp. 607-613.
 Csoregi, E., et al., "Design and Optimization of a Selective Subcutaneously Implantable Glucose Electrode Based on 'Wired' Glucose Oxidase", *Analytical Chemistry*, vol. 67, No. 7, 1995, pp. 1240-1244.

(56)

References Cited

OTHER PUBLICATIONS

- Feldman, B., et al., "A Continuous Glucose Sensor Based on Wired Enzyme™ Technology—Results from a 3-Day Trial in Patients with Type 1 Diabetes", *Diabetes Technology & Therapeutics*, vol. 5, No. 5, 2003, pp. 769-779.
- Feldman, B., et al., "Correlation of Glucose Concentrations in Interstitial Fluid and Venous Blood During Periods of Rapid Glucose Change", *Abbott Diabetes Care, Inc. Freestyle Navigator Continuous Glucose Monitor Pamphlet*, 2004.
- Garg, S., et al., "Improvement in Glycemic Excursions with a Transcutaneous, Real-Time Continuous Glucose Sensor", *Diabetes Care*, vol. 29, No. 1, 2006, pp. 44-50.
- Isermann, R., "Supervision, Fault-Detection and Fault-Diagnosis Methods—An Introduction", *Control Engineering Practice*, vol. 5, No. 5, 1997, pp. 639-652.
- Isermann, R., et al., "Trends in the Application of Model-Based Fault Detection and Diagnosis of Technical Processes", *Control Engineering Practice*, vol. 5, No. 5, 1997, pp. 709-719.
- Johnson, P. C., "Peripheral Circulation", *John Wiley & Sons*, 1978, pp. 198.
- Jovanovic, L., "The Role of Continuous Glucose Monitoring in Gestational Diabetes Mellitus", *Diabetes Technology & Therapeutics*, vol. 2, Sup. 1, 2000, pp. S67-S71.
- Jungheim, K., et al., "How Rapid Does Glucose Concentration Change in Daily Life of Patients with Type 1 Diabetes?", 2002, pp. 250.
- Jungheim, K., et al., "Risky Delay of Hypoglycemia Detection by Glucose Monitoring at the Arm", *Diabetes Care*, vol. 24, No. 7, 2001, pp. 1303-1304.
- Kaplan, S. M., "Wiley Electrical and Electronics Engineering Dictionary", *IEEE Press*, 2004, pp. 141, 142, 548, 549.
- Li, Y., et al., "In Vivo Release From a Drug Delivery MEMS Device", *Journal of Controlled Release*, vol. 100, 2004, pp. 211-219.
- Lodwig, V., et al., "Continuous Glucose Monitoring with Glucose Sensors: Calibration and Assessment Criteria", *Diabetes Technology & Therapeutics*, vol. 5, No. 4, 2003, pp. 573-587.
- Lortz, J., et al., "What is Bluetooth? We Explain the Newest Short-Range Connectivity Technology", *Smart Computing Learning Series, Wireless Computing*, vol. 8, Issue 5, 2002, pp. 72-74.
- Malin, S. F., et al., "Noninvasive Prediction of Glucose by Near-Infrared Diffuse Reflectance Spectroscopy", *Clinical Chemistry*, vol. 45, No. 9, 1999, pp. 1651-1658.
- McGarraugh, G., et al., "Glucose Measurements Using Blood Extracted from the Forearm and the Finger", *TheraSense, Inc.*, 2001, 16 Pages.
- McGarraugh, G., et al., "Physiological Influences on Off-Finger Glucose Testing", *Diabetes Technology & Therapeutics*, vol. 3, No. 3, 2001, pp. 367-376.
- McKean, B. D., et al., "A Telemetry-Instrumentation System for Chronically Implanted Glucose and Oxygen Sensors", *IEEE Transactions on Biomedical Engineering*, vol. 35, No. 7, 1988, pp. 526-532.
- Morbidity, U., et al., "Improved Usability of the Minimal Model of Insulin Sensitivity Based on an Automated Approach and Genetic Algorithms for Parameter Estimation", *Clinical Science*, vol. 112, 2007, pp. 257-263.
- Mougiakakou, et al., "A Real Time Simulation Model of Glucose-Insulin Metabolism for Type 1 Diabetes Patients", *Proceedings of the 2005 IEEE*, 2005, pp. 298-301.
- Pantoleon, A. E., et al., "The Role of the Independent Variable to Glucose Sensor Calibration", *Diabetes Technology & Therapeutics*, vol. 5, No. 3, 2003, pp. 401-410.
- Parker, R., et al., "Robust H ∞ Glucose Control in Diabetes Using a Physiological Model", *AIChE Journal*, vol. 46, No. 12, 2000, pp. 2537-2549.
- Pickup, J., et al., "Implantable Glucose Sensors: Choosing the Appropriate Sensing Strategy", *Biosensors*, vol. 3, 1987/88, pp. 335-346.
- Pickup, J., et al., "In Vivo Molecular Sensing in Diabetes Mellitus: An Implantable Glucose Sensor with Direct Electron Transfer", *Diabetologia*, vol. 32, 1989, pp. 213-217.
- Pishko, M. V., et al., "Amperometric Glucose Microelectrodes Prepared Through Immobilization of Glucose Oxidase in Redox Hydrogels", *Analytical Chemistry*, vol. 63, No. 20, 1991, pp. 2268-2272.
- Quinn, C. P., et al., "Kinetics of Glucose Delivery to Subcutaneous Tissue in Rats Measured with 0.3-mm Amperometric Microsensors", *The American Physiological Society*, 1995, E155-E161.
- Roe, J. N., et al., "Bloodless Glucose Measurements", *Critical Review in Therapeutic Drug Carrier Systems*, vol. 15, Issue 3, 1998, pp. 199-241.
- Sakakida, M., et al., "Development of Ferrocene-Mediated Needle-Type Glucose Sensor as a Measure of True Subcutaneous Tissue Glucose Concentrations", *Artificial Organs Today*, vol. 2, No. 2, 1992, pp. 145-158.
- Sakakida, M., et al., "Ferrocene-Mediated Needle-Type Glucose Sensor Covered with Newly Designed Biocompatible Membrane", *Sensors and Actuators B*, vol. 13-14, 1993, pp. 319-322.
- Salehi, C., et al., "A Telemetry-Instrumentation System for Long-Term Implantable Glucose and Oxygen Sensors", *Analytical Letters*, vol. 29, No. 13, 1996, pp. 2289-2308.
- Schmidtke, D. W., et al., "Measurement and Modeling of the Transient Difference Between Blood and Subcutaneous Glucose Concentrations in the Rat After Injection of Insulin", *Proceedings of the National Academy of Sciences*, vol. 95, 1998, pp. 294-299.
- Shaw, G. W., et al., "In Vitro Testing of a Simply Constructed, Highly Stable Glucose Sensor Suitable for Implantation in Diabetic Patients", *Biosensors & Bioelectronics*, vol. 6, 1991, pp. 401-406.
- Shichiri, M., et al., "Glycaemic Control in Pancreatectomized Dogs with a Wearable Artificial Endocrine Pancreas", *Diabetologia*, vol. 24, 1983, pp. 179-184.
- Shichiri, M., et al., "In Vivo Characteristics of Needle-Type Glucose Sensor—Measurements of Subcutaneous Glucose Concentrations in Human Volunteers", *Hormone and Metabolic Research Supplement Series*, vol. 20, 1988, pp. 17-20.
- Shichiri, M., et al., "Membrane Design for Extending the Long-Life of an Implantable Glucose Sensor", *Diabetes Nutrition and Metabolism*, vol. 2, 1989, pp. 309-313.
- Shichiri, M., et al., "Needle-type Glucose Sensor for Wearable Artificial Endocrine Pancreas", *Implantable Sensors for Closed-Loop Prosthetic Systems*, Chapter 15, 1985, pp. 197-210.
- Shichiri, M., et al., "Telemetry Glucose Monitoring Device With Needle-Type Glucose Sensor: A Useful Tool for Blood Glucose Monitoring in Diabetic Individuals", *Diabetes Care*, vol. 9, No. 3, 1986, pp. 298-301.
- Shichiri, M., et al., "Wearable Artificial Endocrine Pancreas With Needle-Type Glucose Sensor", *The Lancet*, 1982, pp. 1129-1131.
- Shults, M. C., et al., "A Telemetry-Instrumentation System for Monitoring Multiple Subcutaneously Implanted Glucose Sensors", *IEEE Transactions on Biomedical Engineering*, vol. 41, No. 10, 1994, pp. 937-942.
- Sternberg, R., et al., "Study and Development of Multilayer Needle-Type Enzyme-Based Glucose Microsensors", *Biosensors*, vol. 4, 1988, pp. 27-40.
- Thompson, M., et al., "In Vivo Probes: Problems and Perspectives", *Clinical Biochemistry*, vol. 19, 1986, pp. 255-261.
- Turner, A., et al., "Diabetes Mellitus: Biosensors for Research and Management", *Biosensors*, vol. 1, 1985, pp. 85-115.
- Updike, S. J., et al., "Principles of Long-Term Fully Implanted Sensors with Emphasis on Radiotelemetric Monitoring of Blood Glucose from Inside a Subcutaneous Foreign Body Capsule (FBC)", *Biosensors in the Body: Continuous in vivo Monitoring*, Chapter 4, 1997, pp. 117-137.
- Velho, G., et al., "Strategies for Calibrating a Subcutaneous Glucose Sensor", *Biomedica Biochimica Acta*, vol. 48, 1989, pp. 957-964.
- Wilson, G. S., et al., "Progress Toward the Development of an Implantable Sensor for Glucose", *Clinical Chemistry*, vol. 38, No. 9, 1992, pp. 1613-1617.
- U.S. Appl. No. 12/147,464, Notice of Allowance dated Jan. 24, 2012.
- U.S. Appl. No. 12/147,464, Office Action dated Oct. 23, 2014.

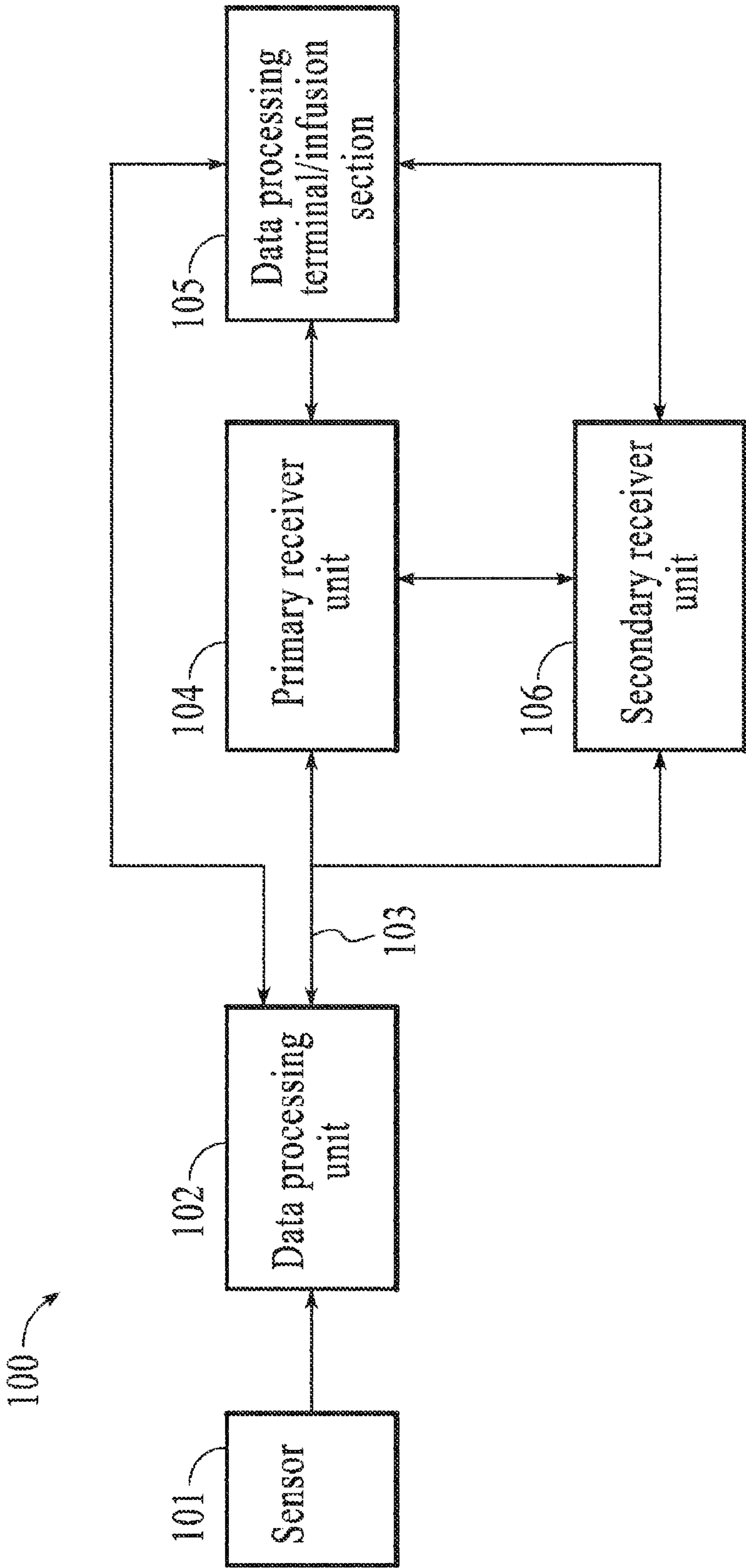


FIG. 1

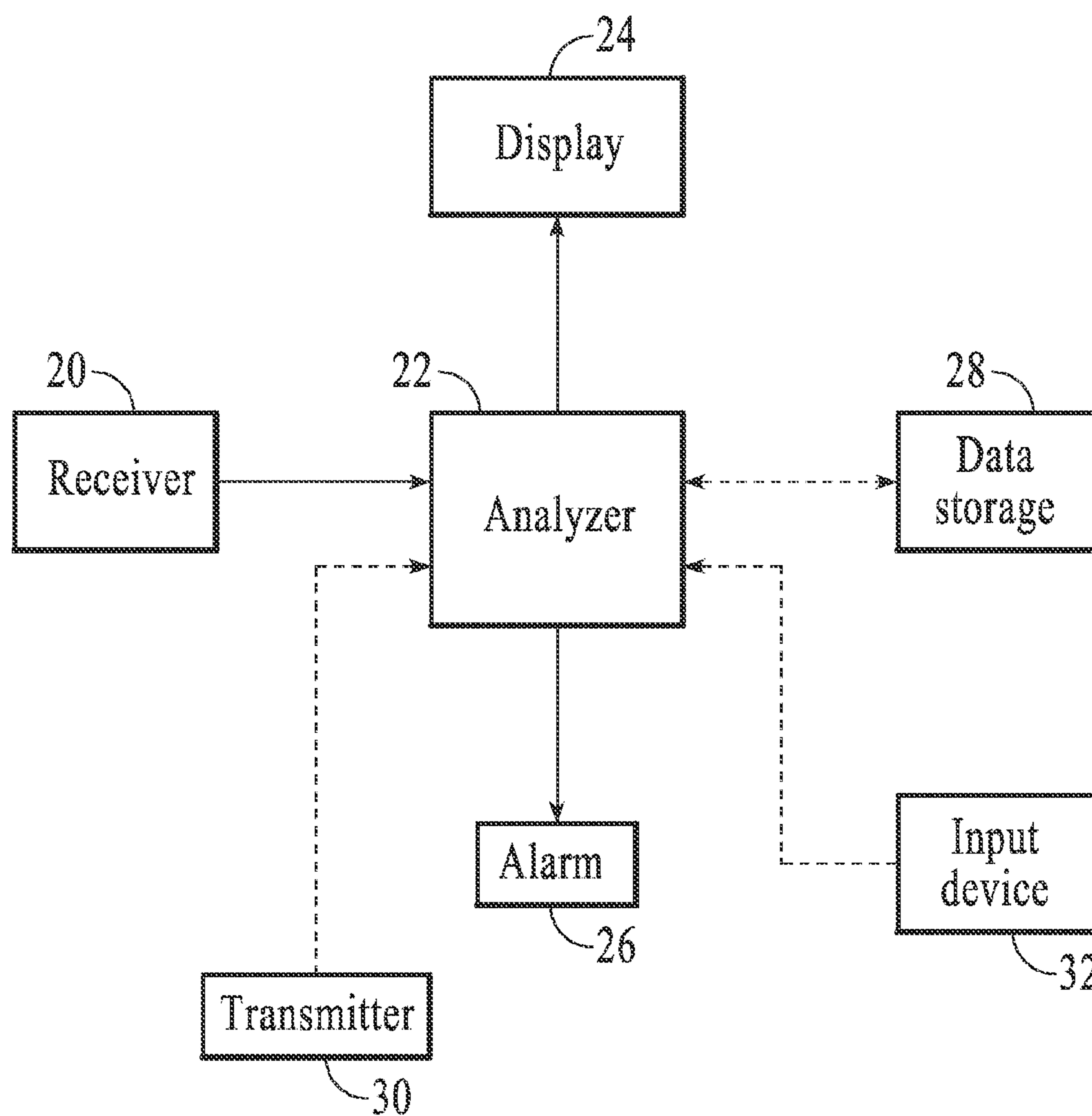


FIG. 2

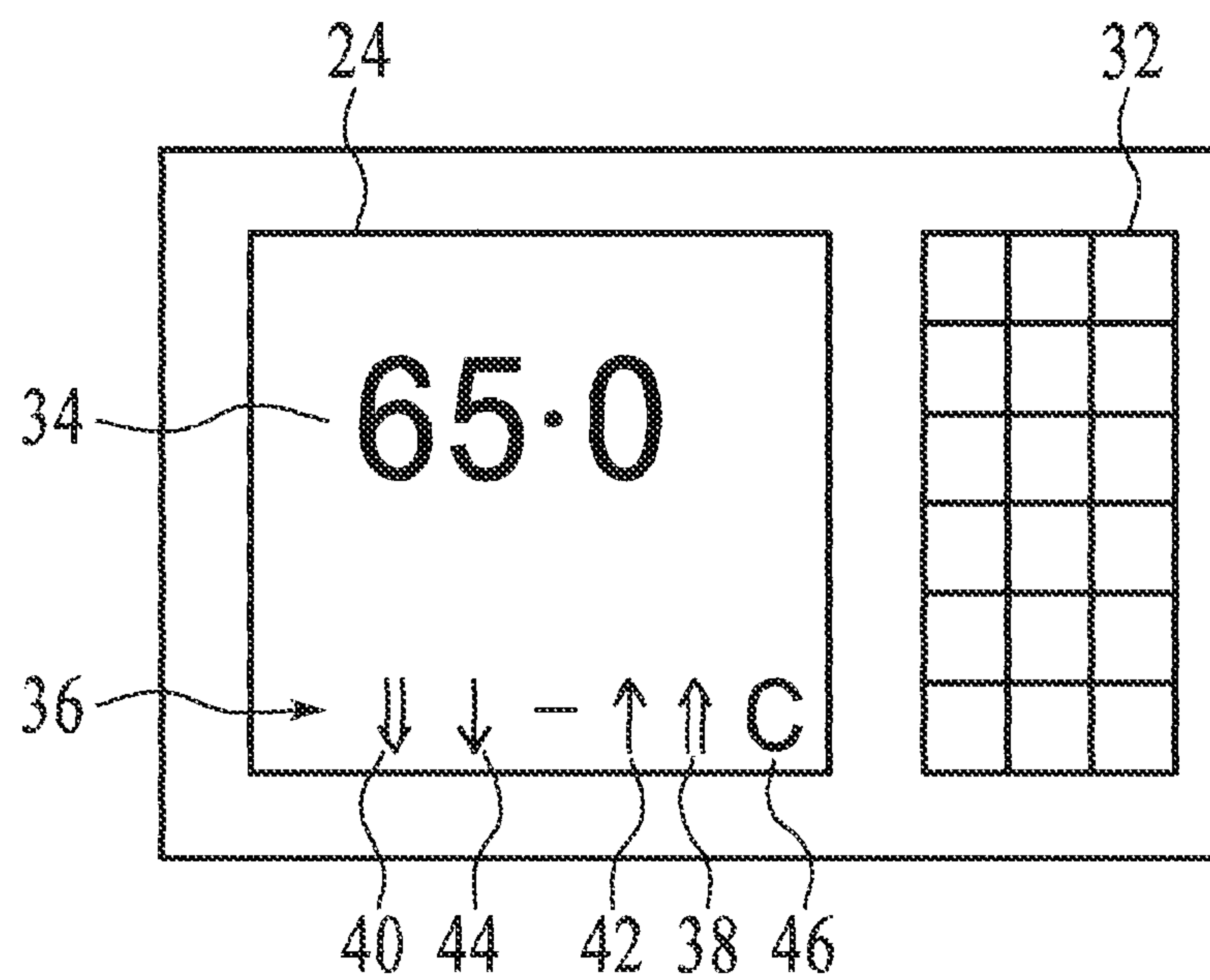


FIG. 3

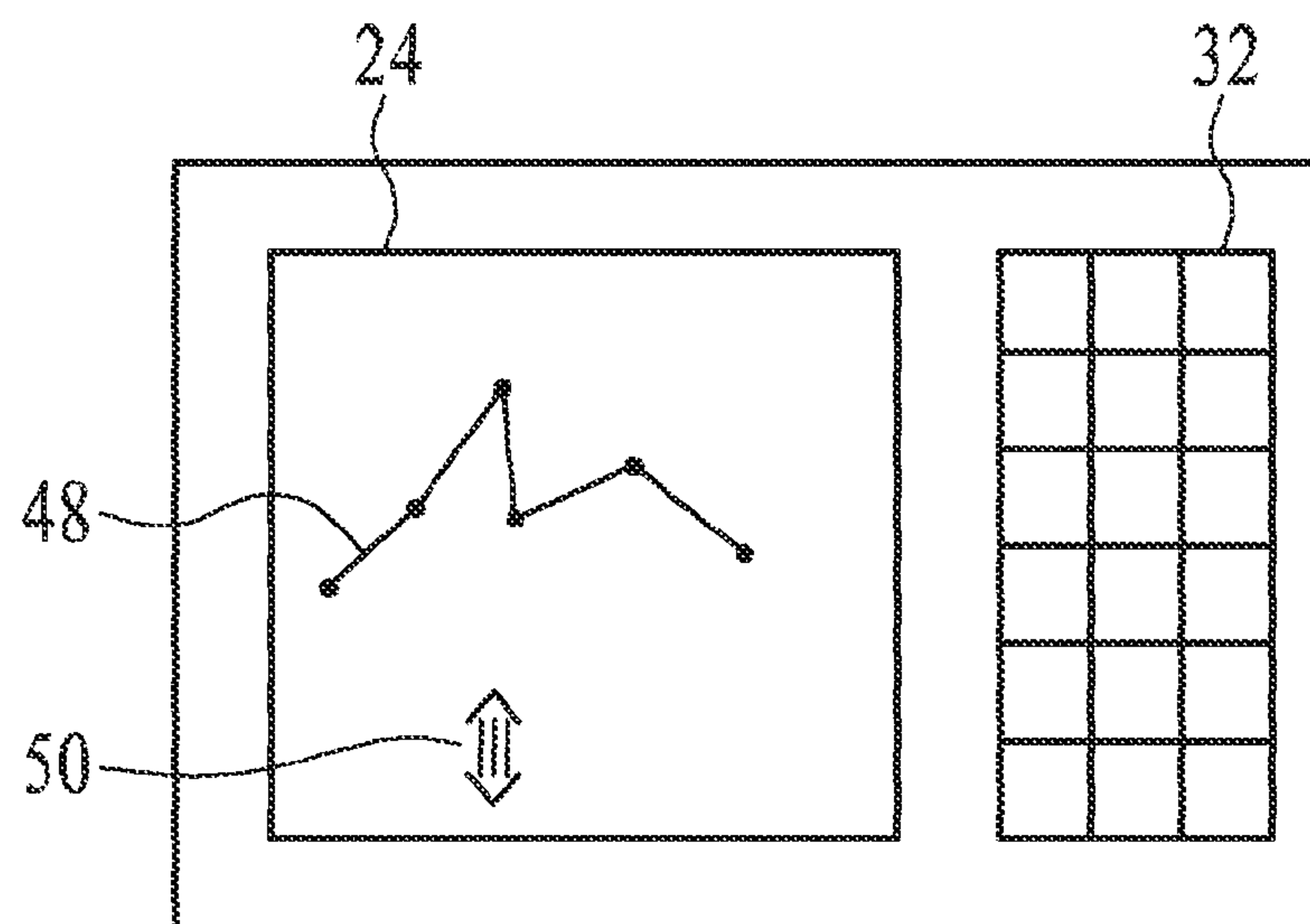


FIG. 4

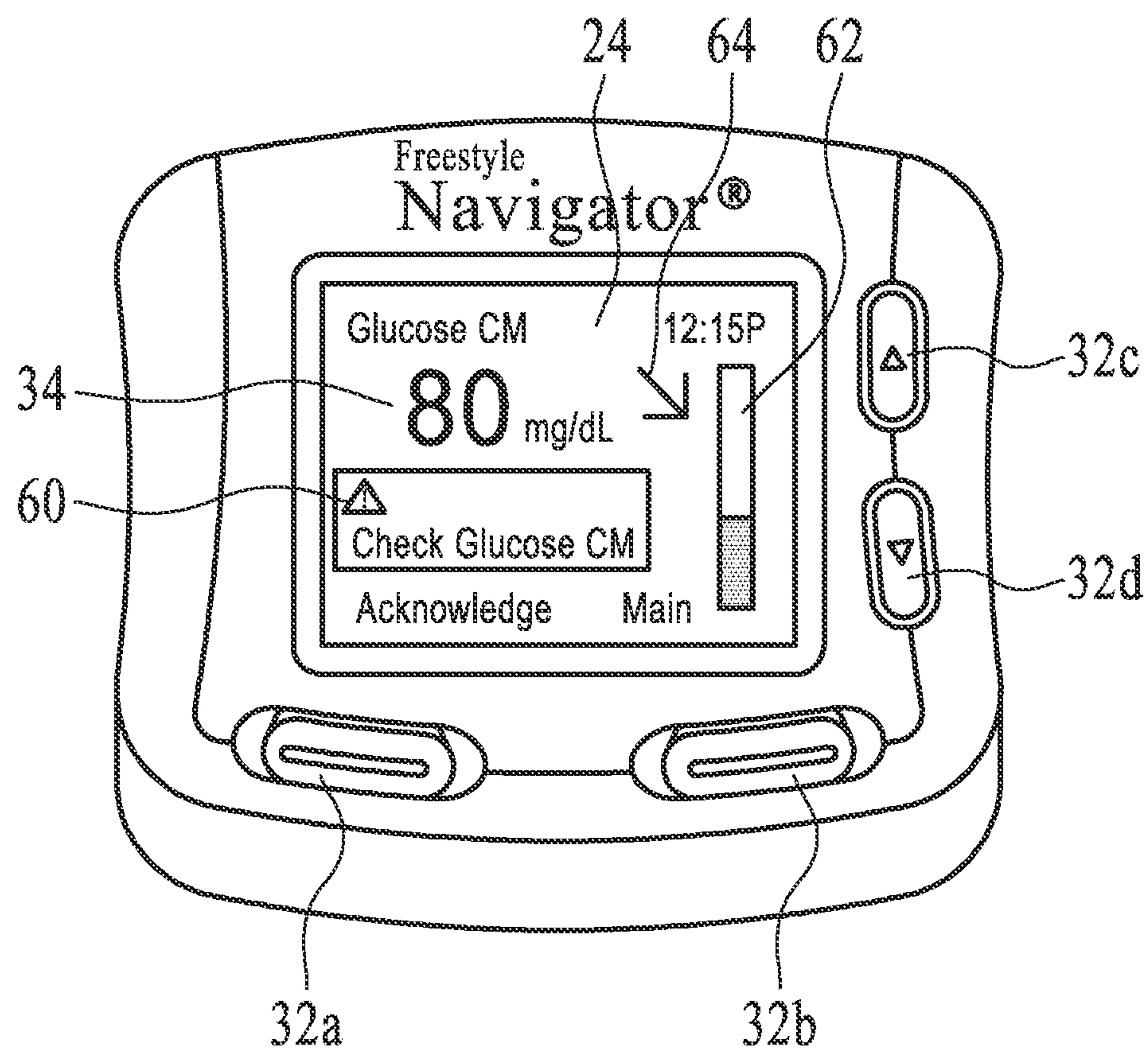


FIG. 5

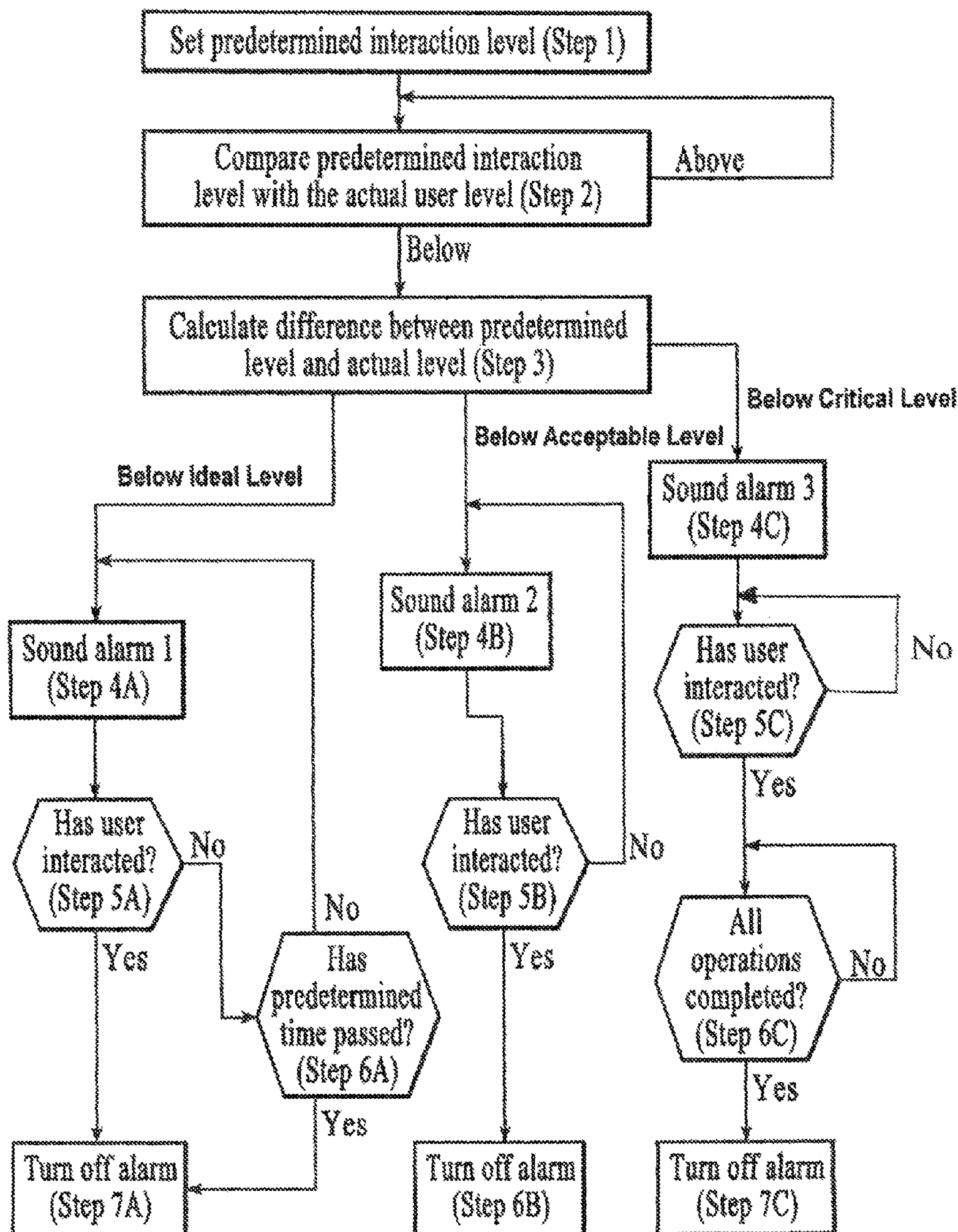


FIG. 6

ANALYTE MONITORING AND MANAGEMENT DEVICE AND METHOD TO ANALYZE THE FREQUENCY OF USER INTERACTION WITH THE DEVICE

RELATED APPLICATIONS

The present application is a continuation of U.S. patent application Ser. No. 13/448,287 filed Apr. 16, 2012, which is a continuation of U.S. patent application Ser. No. 12/147,464 filed Jun. 26, 2008, now U.S. Pat. No. 8,160,900, which claims priority under § 35 U.S.C. 119(e) to U.S. provisional application No. 60/947,026 filed Jun. 29, 2007 entitled "Analyte Monitoring and Management Device and Method to Analyze the Frequency of User Interaction with the Device," the disclosures of each of which are incorporated by reference for all purposes.

BACKGROUND

The detection of the level of analytes, such as glucose, lactate, oxygen, and the like, in certain individuals, is vitally important to their health. For example, the monitoring of glucose is particularly important to individuals with diabetes. Diabetics may need to monitor glucose levels to determine when insulin is needed to reduce glucose levels in their bodies or when additional glucose is needed to raise the level of glucose in their bodies.

A conventional technique used by many diabetics for personally monitoring their blood glucose level includes the periodic drawing of blood, the application of that blood to a test strip, and the determination of the blood glucose level using colorimetric, electrochemical, or photometric detection. This technique does not permit continuous or automatic monitoring of glucose levels in the body, but typically must be performed manually on a periodic basis. Unfortunately, the consistency with which the level of glucose is checked varies widely among individuals. Many diabetics find the periodic testing inconvenient and they sometimes forget to test their glucose level or do not have time for a proper test.

In vivo glucose sensors that continuously or automatically monitor the individual's glucose level and enable individuals to more easily monitor their glucose, or other analyte levels are also commercially available. These systems may provide the user with accurate analyte levels at ten, five or even one minute intervals. Some examples of such systems are illustrated in U.S. Pat. No. 6,175,752, and in U.S. Patent Publication No. 2004/0186365 filed Dec. 26, 2003, now U.S. Pat. No. 7,811,231, entitled "Continuous Glucose Monitoring System and Methods of Use." Devices and systems for management of the analyte level may also be included in the analyte monitoring system. An example of an analyte management system is an insulin pump, which may manage the analyte level by, for example, delivering a dose of insulin to the user in response to the glucose levels of the user. The analyte management system may be automatic, user controlled, or any combination thereof.

Clinical studies have shown that some patients derive considerable benefits from an increased frequency of available analyte levels, a benefit provided by the analyte measuring systems. However, other patients derived little or no benefit from an increased availability of analyte levels. Using glucose monitoring as an example, patients who derived little or no value from the glucose monitoring systems were at an increased risk of hyperglycemic or hypoglycemic episodes.

Increasingly, research has associated the lack of frequent interaction with the analyte monitoring system as the reason that some patients potentially derive reduced value from the analyte monitoring systems. As a result, there is a need for a system which reminds or encourages the user to interact with the analyte monitoring system at a minimum frequency.

SUMMARY

Exemplary embodiments of the present disclosure overcome the above disadvantages and other disadvantages not described above and provide advantages which will be apparent from the following description of exemplary embodiments of the disclosure. Also, the present disclosure is not required to overcome the disadvantages described above.

According to one aspect of the present disclosure, there is provided methods to analyze user interaction with a medical device. Exemplary embodiments include methods to encourage user interaction with a medical device that may include monitoring a user's actual frequency of interaction with the medical device; comparing the user's actual frequency of interaction with the medical device to at least one predetermined target level of interaction; and alerting the user when the user's actual frequency of interaction with the medical device is equal to or below the at least one predetermined target level of interaction.

According to one aspect of the present disclosure, the user may be informed of the difference between the actual frequency of interaction with the medical device and the predetermined target level of interaction.

According to one aspect of the present disclosure the user may be alerted using an alarm. The alarm may be an audible and/or visual and/or vibrating alarm. According to another aspect of the present disclosure, the audible alarm may increase in loudness over time after being activated.

According to one aspect of the present disclosure the method may include a plurality of predetermined target levels of interaction, wherein alerting the user distinguishes between the plurality of target levels of interaction.

According to one aspect of the present disclosure, the user may be required to perform at least one step to turn off the alert. According to yet another aspect, the at least one step may be a decision related to the user's state of health.

According to one aspect of the present disclosure, the at least one predetermined target level of interaction may be adjusted by an authorized user. The at least one predetermined target level of interaction may also be adjusted according to a time of day, type of activity, or projected future analyte level.

According to another aspect of the present disclosure, the history of the user's actual frequency of interaction with the medical device may be recorded. In this aspect, the at least one predetermined target level of interaction may be adjusted according to the recorded history. Moreover, the history of the user's actual frequency of interaction with the medical device may be organized according to behavior variables inputted by the user. According to another aspect of the present disclosure, the at least one predetermined target level of interaction may be adjusted according to a data received from a sensor located on the user.

According to one aspect of the present disclosure, the user may be rewarded when the actual frequency of interaction stays above the at least one predetermined level of interaction for a predetermined time.

According to another aspect of the present disclosure, there is disclosed an analyte monitoring apparatus compris-

ing a sensor which is attached to a user for monitoring an analyte level of the user, the sensor further comprising a transmitter which transmits information obtained by the sensor; and a receiver unit comprising a receiver for receiving data from the sensor, and a display coupled to the receiver which displays the received data to the user when the user interacts with the receiver unit, wherein the receiver unit monitors the user's actual frequency of interaction with the device, compares the user's actual frequency of interaction with the receiver unit to at least one predetermined target level of interaction, and alerts the user when the user's actual frequency of interaction with the receiver unit is equal to or below the at least one predetermined target level of interaction.

BRIEF DESCRIPTION OF THE DRAWINGS

The above and other features and advantages of the present disclosure will become more apparent from detailed exemplary embodiments set forth hereinafter with reference to the attached drawings in which:

FIG. 1 is a block diagram of an exemplary embodiment of a data monitoring and management system according to the present disclosure;

FIG. 2 is a block diagram of one exemplary embodiment of a receiver unit, according to the present disclosure;

FIG. 3 is a front view of an exemplary embodiment of a receiver unit;

FIG. 4 is a front view of a second exemplary embodiment of a receiver unit;

FIG. 5 is a front view of a third exemplary embodiment of a receiver unit; and

FIG. 6 is a chart of an analyte monitoring system according to an exemplary embodiment of the present disclosure.

DETAILED DESCRIPTION

The present disclosure will now be described more fully with reference to the accompanying figures, in which exemplary embodiments of the disclosure are shown. The figures shown herein are not necessarily drawn to scale, with some components and features being exaggerated for clarity. Like reference numerals in the figures denote like elements.

It is also to be understood that the terminology used herein is for the purpose of describing particular embodiments only, and is not intended to be limiting, since the scope of the present disclosure will be limited only by the appended claims. Unless defined otherwise, all technical and scientific terms used herein have the same meaning as commonly understood by one of ordinary skill in the art to which this disclosure belongs. It must be noted that as used herein and in the appended claims, the singular forms "a," "an," and "the" include plural referents unless the context clearly dictates otherwise.

As will be apparent to those of skill in the art upon reading this disclosure, each of the individual embodiments described and illustrated herein has discrete components and features which may be readily separated from or combined with the features of any of the other several embodiments without departing from the scope or spirit of the present disclosure.

Embodiments are described herein generally with respect to in vivo analyte monitoring device and methods in which at least a portion of an analyte sensor is positioned beneath a skin surface of a user, where such description is not intended to limit the scope of the disclosure in any way. Also contemplated are in vitro analyte monitoring systems, e.g.,

small volume (e.g., sample volumes ranging from about 0.1 to about 1 microliter), and/or short assay times (e.g., assay times ranging from about 1 second to about 10 seconds). In vitro systems usually include a test strip and a meter to read the test strip. Examples of in vitro analyte systems include, but are not limited to, FreeStyle® and Precision® blood glucose monitoring systems from Abbott Diabetes Care Inc. Also contemplated are integrated systems in which one or more components of an in vitro system are included in a single housing, e.g., lance, test strip or meter.

FIG. 1 shows a data monitoring and management system such as, for example, an analyte (e.g., glucose) monitoring system 100 in accordance with certain embodiments. Embodiments of the subject disclosure are further described primarily with respect to glucose monitoring devices and systems, and methods of glucose detection, for convenience only and such description is in no way intended to limit the scope of the disclosure. It is to be understood that the analyte monitoring system may be configured to monitor a variety of analytes at the same time or at different times.

Additionally, in one exemplary embodiment the analyte monitoring system may include an analyte management system, such as an insulin pump. Thus, it is to be understood that the following description is directed to an analyte (for example, glucose) monitoring system for convenience only and such description is in no way intended to limit the scope of the disclosure.

Analytes that may be monitored include, but are not limited to, acetyl choline, amylase, bilirubin, cholesterol, chorionic gonadotropin, creatine kinase (e.g., CK-MB), creatine, creatinine, DNA, fructosamine, glucose, glutamine, growth hormones, hormones, ketone bodies, lactate, peroxide, prostate-specific antigen, prothrombin, RNA, thyroid stimulating hormone, and troponin. The concentration of drugs, such as, for example, antibiotics (e.g., gentamicin, vancomycin, and the like), digitoxin, digoxin, drugs of abuse, theophylline, and warfarin, may also be monitored. In those exemplary embodiments that monitor more than one analyte, the analytes may be monitored at the same or different times.

Moreover, the description herein is directed primarily to electrochemical sensors for convenience only and is in no way intended to limit the scope of the disclosure. Other sensors and sensor systems are contemplated. Such include, but are not limited to, optical sensors, colorimetric sensors, and sensors that detect hydrogen peroxide to infer analyte levels, etc.

Referring to FIG. 1, the analyte monitoring system 100 includes a sensor 101, a data processing unit 102 connectable to the sensor 101, and a primary receiver unit 104, which is configured to communicate with the data processing unit 102 via a communication link 103. In certain embodiments, the primary receiver unit 104 may be further configured to transmit data to a data processing terminal 105 to evaluate or otherwise process or format data received by the primary receiver unit 104. The data processing terminal 105 may be configured to receive data directly from the data processing unit 102 via a communication link which may optionally be configured for bi-directional communication. Further, the data processing unit 102 may include a transmitter or a transceiver to transmit and/or receive data to and/or from the primary receiver unit 104 and/or the data processing terminal 105 and/or optionally the secondary receiver unit 106. In one exemplary embodiment, the primary receiver unit 104 may be designed to sit on a shelf or nightstand. In this exemplary embodiment, the primary receiver unit 104 may be used by parents to monitor their

5

children while they sleep or to awaken patients during the night. In addition, in this exemplary embodiment the primary receiver unit may include a lamp or a radio for convenience and/or for activation as an alarm.

Also shown in FIG. 1 is an optional secondary receiver unit **106** which is operatively coupled to the communication link and configured to communicate with the data processing unit **102**. The secondary receiver unit **106** may also be configured to communicate with the primary receiver unit **104**, as well as the data processing terminal **105**. The secondary receiver unit **106** may be configured for bi-directional wireless communication with each of the data processing unit **102**, the primary receiver unit **104** and the data processing terminal **105**. In certain embodiments the secondary receiver unit **106** may be a de-featured receiver as compared to the primary receiver, i.e., the secondary receiver may include a limited or minimal number of functions and features as compared with the primary receiver unit **104**. As such, the secondary receiver unit **106** may include a smaller (in one or more, including all, dimensions) compact housing or be embodied in a device such as a wrist watch, arm band, etc., for example. Alternatively, the secondary receiver unit **106** may be configured with the same or substantially similar functions and features as the primary receiver unit **104**. The secondary receiver unit **106** may also include a docking portion to be mated with a docking cradle unit for placement by, e.g., the bedside for night time monitoring, and/or a bi-directional communication device. A docking cradle may recharge a power supply.

Only one sensor **101**, data processing unit **102** and data processing terminal **105** are shown in the embodiment of the analyte monitoring system **100** illustrated in FIG. 1. However, it will be appreciated by one of ordinary skill in the art that the analyte monitoring system **100** may include more than one sensor **101**, and/or more than one data processing unit **102**, and/or more than one data processing terminal **105**. Multiple sensors may be positioned in a patient for analyte monitoring at the same or different times. In certain embodiments, analyte information obtained by a first positioned sensor may be employed as a comparison to analyte information obtained by a second sensor. This may be useful to confirm or validate analyte information obtained from one or both of the sensors. Such redundancy may be useful if analyte information is contemplated in critical therapy-related decisions. In certain embodiments, a first sensor may be used to calibrate a second sensor, or vice-versa.

The analyte monitoring system **100** may be a continuous monitoring system, or semi-continuous, or a discrete monitoring system. In a multi-component environment, each component may be configured to be uniquely identified by one or more of the other components in the system so that communication conflict may be readily resolved between the various components within the analyte monitoring system **100**. For example, unique IDs, communication channels, and the like, may be used.

In certain embodiments, the sensor **101** is physically positioned in or on the body of a user whose analyte level is being monitored. The sensor **101** may be configured to at least periodically sample the analyte level of the user and convert the sampled analyte level into a corresponding signal for transmission by the data processing unit **102**. The data processing unit **102** performs data processing functions, where such functions may include, but are not limited to, filtering and encoding of data signals, each of which corresponds to a sampled analyte level of the user, for transmission to a receiver unit (**104** or **106**) via the communication link **103**. In certain embodiments, one or more application-

6

specific integrated circuits (ASIC) may be used to implement one or more functions or routines associated with the operations of the data processing unit (and/or receiver unit) using for example one or more state machines and buffers.

In one embodiment, the sensor **101** or the data processing unit **102** or a combined sensor/data processing unit may be wholly implantable under the skin layer of the user.

In certain embodiments, the primary receiver unit **104** may include an analog interface section including an RF receiver and an antenna that is configured to communicate with the data processing unit **102** via the communication link **103**, and a data processing section for processing the received data from the data processing unit **102** such as data decoding, error detection and correction, data clock generation, data bit recovery, etc., or any combination thereof.

In operation, the primary receiver unit **104** in certain exemplary embodiments is configured to synchronize with the data processing unit **102** to uniquely identify the data processing unit **102**, based on, for example, an identification information of the data processing unit **102**, and thereafter, to periodically receive signals transmitted from the data processing unit **102** associated with the monitored analyte levels detected by the sensor **101**.

Referring again to FIG. 1, the data processing terminal **105** may include a personal computer, a portable computer such as a laptop or a handheld device (e.g., personal digital assistants (PDAs), telephone such as a cellular phone (e.g., a multimedia and Internet-enabled mobile phone such as an iPhone or similar phone), mp3 player, pager, and the like), or a drug delivery device (e.g., an insulin pump), each of which may be configured for data communication with the receiver via a wired or a wireless connection. Additionally, the data processing terminal **105** may further be connected to a data network (not shown) for storing, retrieving, updating, and/or analyzing data corresponding to the detected analyte level of the user.

In certain embodiments, the communication link **103** as well as one or more of the other communication interfaces shown in FIG. 1, may use one or more of: a radio frequency (RF) communication protocol, an infrared communication protocol, a Bluetooth® enabled communication protocol, an 802.11x wireless communication protocol, or an equivalent wireless communication protocol which would allow secure, wireless communication of several units (for example, per HIPAA requirements), while avoiding potential data collision and interference.

The primary receiver unit **104**, according to an exemplary embodiment of the present disclosure, illustrated in block form in FIG. 2, includes a receiver **20** to receive data from the data processing unit **102**, an analyzer **22** to evaluate the data, a display **24** to provide information to the user, and an alarm system **26** to warn the user when a condition arises. The primary receiver unit **104** may also optionally include a data storage device **28**, a transmitter **30**, and/or an input device **32**. As described above, the secondary receiver unit **106** may have the same structure as the primary receiver unit **104**, and as such, the following description of receiver unit functions apply equally to the primary and secondary receiver units.

In one exemplary embodiment, a primary receiver unit **104** may be a bedside unit for use at home. The bedside unit may have its own data analyzer and data storage. The data may be communicated from the data processing unit **102** or another receiver unit, such as a secondary receiver unit **106**. Thus, at least one receiver unit contains all the relevant data so that the data can be downloaded and analyzed without significant gaps.

The receiver **20** may be formed using known receiver and antenna circuitry and may be tuned or tunable to the frequency or frequency band of the data processing unit **102**. In one exemplary embodiment, the receiver **20** is capable of receiving signals from a distance greater than the transmitting distance of the data processing unit **102**.

In another embodiment, a repeater unit (not shown) is used to boost a signal from the data processing unit **102** so that the signal can be received by receiver units **104** and **106** that may be distant from the data processing unit **102**. The repeater unit is typically independent of the data processing unit **102**, but, in some cases, the repeater unit may be configured to attach to the data processing unit **102**. Typically, the repeater unit includes a receiver for receiving the signals from the data processing unit **102** and a transmitter for transmitting the received signals. The transmitter of the repeater unit may be more powerful than the transmitter of the data processing unit **102** in one exemplary embodiment of the present disclosure. The repeater unit may be used, for example, in a child's bedroom for transmitting a signal from a data processing unit **102** on the child to a primary receiver unit **104** in the parent's bedroom for monitoring the child's analyte levels and frequency of interaction with the secondary receiver unit **106**.

A variety of displays **24** may be used, including cathode ray tube displays (particularly for larger units), light emitting diode (LED) displays, or liquid crystal display (LCD) displays. The display **24** may be monochromatic (e.g., black and white) or polychromatic (i.e., having a range of colors). The display **24** may contain symbols or other indicators that are activated under certain conditions (e.g., an alert to the user may become visible on the display when the user's frequency of interaction with the receiver units **104** and **106** falls below the predetermined target level of interaction). The display **24** may also contain more complex structures, such as LCD or LED alphanumeric structures, portions of which can be activated to produce a letter, number, or symbol. For example, the display **24** may include region **34** to display numerically the level of the analyte, as illustrated in FIG. 3.

In one exemplary embodiment, as shown in FIG. 5, the display **24** also provides a message **60** to the user to direct the user in an action. Such messages may include, for example, "Check Analyte Level", if the user's frequency of interaction with a receiver unit falls below the predetermined target level. In another exemplary embodiment, the messages may provide helpful hints or tips to the user. The display may also include other indicators **36**, including directional arrows, etc., which may be activated under certain conditions. For example, indicator **38** of a glucose monitoring device, may be activated if the patient is hyperglycemic. Other indicators may be activated in the cases of hypoglycemia (**40**), impending hyperglycemia (**42**), impending hypoglycemia (**44**), a malfunction, an error condition, or when calibration of the device is required (**46**). In some embodiments, color coded indicators may be used. Alternatively, the portion **34** which displays the analyte concentration, may also include a composite indicator **50** (see FIG. 4), portions of which may be appropriately activated to indicate any of the conditions described above. In another exemplary embodiment, the display may be capable of displaying a graph **48** of the analyte level over a period of time, as illustrated in FIG. 4.

One example of a receiver unit (**104** or **106**) is illustrated in FIG. 3. The display **24** of this particular receiver unit (**104** or **106**) includes a portion **34** that displays the level of the analyte, for example, the blood glucose concentration. In

one embodiment, the screen may be blank or dark when in the resting state. In this exemplary embodiment, the screen may be activated if the user interacts with the device. In another embodiment, the receiver unit (**104** or **106**) indicates the time of day on the default screen, and the user may view the current analyte level by interacting with the receiver unit (**104** or **106**), for example by pressing a button or the like on the receiver unit (**104** or **106**), which will display the current analyte level. In this way, receiver units **104** and **106** can monitor the frequency of interaction between the user and the receiver units **104** and **106**.

In one exemplary embodiment, the user's interaction with the receiver units **104** and **106** is system specific. That is, the receiver units **104** and **106** update each other when the user interacts with one of the receiver units (either **104** or **106**). In this embodiment, the user needs to only interact with one unit to maintain the target level of interaction.

In another embodiment, the user's interaction with the receiving units **104** and **106** may be receiver unit specific. One example where the user's interaction with the receiver is receiver unit specific may be a guardian/child relationship. In this example, the child's level of interaction (with, for example, the primary receiver **104**) and the guardian's level of interaction (with, for example, the secondary receiver **106**) should be assessed independently.

In another exemplary embodiment, as illustrated in FIG. 5, the display **24** may display a bar graph **62**, or any other suitable indicator, comparing the user's frequency of interaction with the receiver units **104** and **106** to the predetermined target frequency. Additionally, as shown in FIG. 5, the display **24** may further be capable of displaying an analyte indicator **64**, which may indicate the rate of change of the analyte, and the direction of change of the analyte, e.g., by the particular direction of an arrow or the like. In this exemplary embodiment, the analyte indicator **64** may point in different directions, such as for example, around a 360 degree clock. Other examples of graphs may include graphs of the user's frequency of interaction with the receiver unit (**104** or **106**), or units (**104** and **106**), over a period of time, and graphs of the rate of change or acceleration in the rate of change of the analyte level over time.

In some exemplary embodiments, the receiver unit is configured so that the user may choose the particular display (e.g., blood glucose concentration or graph of concentration versus time) that the user wishes to view. The user may choose the desired display mode by pushing a button or the like, for example, on an optional input device **32**. When the user interacts with the device, to view or choose a particular display or to wake the device from its resting state, the receiver unit **104** or **106** may record the date and time of the user's interaction with that receiver unit. In this way, the receiver units **104** and **106** can monitor the frequency of user interaction with the receiver units. The optional input device **32** for interacting with the receiver units **104** and **106** will be described in greater detail below.

The above-described graphs benefit both the user and the health care provider ("HCP"). The user can benefit from subtle behavioral modification as the graphs and/or screen prompts encourage more frequent interaction with the device and the expected improvement in outcomes.

HCPs may benefit from more cumulative statistics (such as average glucose views per day, average glucose views before/after meals, average glucose views on "in-control" vs. "out-of-control" days or time of day) which may be obtained from the record of user's interaction frequency with the device and which can be used to understand why a patient may not be realizing expected gains from the analyte

monitoring system. If an HCP sees that a patient is not benefiting as expected from the analyte monitoring system, they may recommend an increased level of interaction (e.g., increase interaction target level).

In one exemplary embodiment, the receiver units **104** and **106** may include software. In this exemplary embodiment, each instance of user interaction, by pressing a button or the like, with a receiver unit **104** or **106**, or both receiver units **104** and **106**, may be recorded. The software may associate each instance of user interaction with the date and time of that interaction. For example, the software may record each instance that the user queries the main screen of the receiver unit **104** or **106**. In this exemplary embodiment, the receiver unit **104** or **106** may further include an algorithm for comparing the frequency of user interaction with the receiver to a predetermined frequency of interaction. In this exemplary embodiment, if the frequency of a user's interaction with the receiver units **104** and **106** matches or falls below the predetermined level of interaction, the receiver unit (**104** or **106**) may alert the user through an audible or vibratory alert. The alert system will be described in greater detail below.

In another exemplary embodiment of the present disclosure, the receiver units **104** and **106** may also contain software designed to encourage interaction with the receiver units. For example, the software may set target rates for the user, so that the user strives to achieve a desired interaction frequency with the receiver unit. In another exemplary embodiment, the software may offer educational information related to treatment as well as helpful hints and tips, thereby educating the user as to the importance of maintaining a predetermined target level of interaction with the receiver unit.

In yet another embodiment, the receiver units **104** and **106** may include software that prompts user interaction, e.g., an electronic game, or cartoon-like character, or the like, that requires feedback from the user. In one exemplary embodiment, the cartoon-like character or the like may have a "health bar" or a "life bar" which would represent the level of interaction between the user and the analyte monitoring system **100**. That is, by frequently interacting with the cartoon-like character, the user will keep the health, or life, level of the cartoon-like character above the predetermined target level. In one exemplary embodiment, the user may "feed" the cartoon-like character by interacting with the device. The user's analyte level, or other relevant information should also be displayed on the screen of the device during interaction between the user and the cartoon-like character. In one exemplary embodiment, the user will be limited in the amount of interaction in a predetermined time. That is, the user will not be able to front-load the amount of interaction with the device, and then ignore the device for a prolonged period of time. As such, the device may only record a predetermined number of interactions within a certain period of time.

By interacting with the cartoon-like character, the user may also be educated as to the benefits of maintaining a proper target rate of interaction with the device, or may at least stay informed as to his own state of health. This embodiment may be particularly interesting to children as it may help ensure that children maintain the necessary level of interaction with the monitoring device of this disclosure. This exemplary embodiment may also be coupled with education regarding treatment options, helpful hints and tips. Moreover, the above-described embodiment need not be used with a continuous glucose monitoring ("CGM") device.

In one exemplary embodiment of the present disclosure, the above concept can also be adapted to the "finger stick test." Using glucose as an example, the user may interact with the cartoon-like character by manually checking his blood glucose level. That is, each time the user manually checks his glucose level, using the finger stick test, the cartoon-like character may gain a point to the "health" or "life" bar. Similar to the embodiment described above, the "health" or "life" bar may represent the target level of user interaction. In this way, the user will desire to keep the cartoon-like character healthy, and thus interact with the device at an increased frequency. With regard to the embodiments described above, one of ordinary skill in the art will understand that the cartoon-like character is simply an example, and that any kind of character or figure may be used.

In order to achieve the full benefit of the analyte monitoring system **100**, the user should maintain a predetermined target rate of interaction with the system. In one exemplary embodiment, the predetermined target level of user interaction is set by an HCP, or the user's health care team. Thus, each predetermined target level of interaction will likely depend on the specific user. However, in one exemplary embodiment, factors affecting the predetermined level of user interaction with the system may be: the particular analyte to be measured, the user's general state of health, (for example, more frequent during sick days), symptoms exhibited by the user, time of day, time since or until meal, activity level and other events.

In one exemplary embodiment, the target level may be programmed (or user modifiable) to vary during the course of the day or week (work week vs. weekend), with these rates being easily adjustable to account for events or changes, such as, during sick days, times of high activity, or other times when more frequent interactions should be encouraged. Although HCPs may recommend only general interaction levels (e.g., once per hour during waking hours), these levels may be tailored to the individual user. For example, if a user feels overwhelmed with CGM technology, lower target levels of interaction may be needed, whereas a user who feels empowered by the technology may be encouraged to interact with the device at a higher frequency. Generally, HCPs will review interaction levels during routine visits when assessing general health and reviewing data uploads (e.g., approximately every 3 months for patients with diabetes). However, this approach may differ depending on the user, or other factors.

In another exemplary embodiment, the predetermined target level of user interaction with the receiver units **104** and **106** may be set according to the time of day. For example, a user may interact with the receiver units **104** and **106** more frequently during the day than at night. Additionally, in another exemplary embodiment, the predetermined target level of user interaction with the receiver units **104** and **106** may be set according to the type of activity being performed by the user. For example, a user on a long-distance bicycle ride or car ride may need to check the analyte levels more frequently. In one exemplary embodiment, an HCP may recommend target levels of interaction corresponding to various events. In another exemplary embodiment, the target level of user interaction may be set by the user, or any other authorized party.

In one exemplary embodiment, the system may automatically adjust the target level of interaction based upon the user's activity level or state of general wellness. In this exemplary embodiment, the system may use pulse rate, body temperature, respiration rate or other indicators to adjust the

11

analyte level. Alternatively, position sensors, accelerometers or the like may be used to detect sleep and reduce (or even suspend) the target interaction frequency.

In another exemplary embodiment, the analyte monitoring system **100** may use the detected analyte levels to adjust future target levels of interaction. For example, the system may use an increase in glucose level, an increase in the rate of change of the glucose level, user entered information or some other analysis of the measured analyte level to identify a need to adjust the current target level of interaction. In one exemplary embodiment, the analyte levels may detect that the user has recently had a meal and may then adjust the interaction frequency automatically to a pre-programmed or user-set level.

Another exemplary embodiment may include a plurality of predetermined target levels of user interaction with the system of the present disclosure. For example, the present disclosure may include an “ideal” level of interaction, an “acceptable” level of interaction and a “critical” level of interaction. These levels may shift based on several factors. In one exemplary embodiment, the level of interaction may be adjusted to an increased or decreased target level of interaction based upon the monitoring results, based upon some user interaction with the device (e.g., meal or activity level entry), or may be pre-programmed to vary with the time of day or day of the week. The monitoring results may include, analyte levels, the rate of change of analyte levels, etc.

In another exemplary embodiment, the interaction frequency level may be relative to the predetermined target interaction frequency. For example “ideal” may be approximately 90% or more of the target level; “acceptable” may be 70-90% of the target level; and “critical” may be below 70% of the target level.

In another exemplary embodiment of the present disclosure, the analyte monitoring system **100** may adjust the predetermined target levels of user interaction according to the condition of the user. Using glucose as an example, if the user’s level of glucose drops below a certain threshold, the system may alert the user that hypoglycemia may occur. In this exemplary embodiment, the analyte monitoring system **100** may adjust the target rate of user interaction to be more frequent, thus prompting the user to interact with the device more often, and thus encourage the user to raise his level of glucose to a more acceptable level. Once the glucose level returns to an acceptable level, the system may adjust the target interaction rate accordingly.

In the above exemplary embodiment, the system may include a multiplier for adjusting target levels of user interaction, wherein the predetermined target rate of interaction is multiplied by a predetermined amount according to the condition reached. In one exemplary embodiment, a multiplier may be associated with a predetermined target level, such as for example the “critical” target level. In another exemplary embodiment, a multiplier may be associated with a specific condition, or analyte level of the user, such as when the user is in danger of becoming hypoglycemic.

In another exemplary embodiment, the system may adjust the rate of interaction according to predicted future analyte levels. For example, the analyte monitoring system **100** may predict the future analyte level of a user by monitoring the present rate of change of the user’s analyte level.

As shown in FIG. 2, a receiver unit (**104** or **106**) may also optionally include an alarm system **26**. In one exemplary embodiment, the alarm system **26** is triggered when the user’s frequency of interaction with the receiver units **104**

12

and **106** falls below a predetermined target level of interaction. In another exemplary embodiment, the alarm system **26** may be triggered when the user’s level of interaction matches the predetermined target level of interaction.

The alarm system **26** may contain one or more individual alarms. Each of the alarms may be individually activated to indicate one or more predetermined target levels of user interaction with the receiver units **104** and **106**. The alarms may be, for example, auditory or visual. Other sensory-stimulating alarm systems may be used, including alarm systems that direct the data processing unit **102** to heat, cool, vibrate, or produce a mild electrical shock. In some embodiments, the alarms are auditory with a different tone, note or volume indicating different predetermined target levels of user interaction with the receiver units **104** and **106**. In one exemplary embodiment of the present disclosure, various tones of the alarm system **26** may indicate varying urgency levels of a user’s need to interact with the receiver units **104** and **106**. For example, a high volume alarm may indicate a “critical” predetermined target level being reached, while a lower volume alarm might indicate that the user’s frequency of interaction has fallen below the “acceptable” level of interaction with the receiver unit. Visual alarms may also use a difference in color or brightness of the display, or indicators on the display, to distinguish between different predetermined target levels of user interaction with the receiver units **104** and **106**. In some embodiments, an auditory alarm system may be configured so that the volume of the alarm increases over time until the alarm is deactivated.

In some embodiments, the alarms may be automatically deactivated after a predetermined time period. In other embodiments, the alarms may be configured to deactivate only when the user interacts with a receiver unit.

In another exemplary embodiment of the present disclosure, the receiver units **104** and **106** may include software for requiring the user to perform a series of operations in order to silence the alarm. In this exemplary embodiment, the operations may be therapeutic decision options being presented to the user, or may be a series of options related to the user’s state of health. The user would then need to review these options and acknowledge understanding by interacting with the device. In certain cases, the alarm may not turn off unless the user acknowledges such understanding.

FIG. 6 shows a chart according to an exemplary embodiment of the analyte monitoring system **100** of the present disclosure. As shown in Step 1 of FIG. 6, the predetermined target level of interaction is set. As discussed above, this level may be set by a user, an HCP, any other authorized person, or may automatically change depending on the factors discussed above. Next, in Step 2, the predetermined target level of user interaction is compared to the actual level of user interaction. If the user’s actual level of interaction is above the predetermined target level, the system may simply wait. However, if the user’s actual level of interaction falls below the target level, the system moves on to Step 3. In Step 3, the system calculates the difference between the actual level of user interaction and the predetermined target level.

In the exemplary embodiment shown in FIG. 6, there are three levels of user interaction, the “ideal,” the “acceptable” and the “critical” level of interaction. In this exemplary embodiment, if the user’s actual level of interaction falls below the “ideal” target level of user interaction, the user may be prompted to interact with the device (Step 4A). In one exemplary embodiment, the device will sound a low volume alarm for a predetermined period of time. That is, in

13

Step 5A, the device will determine if the user has interacted with the device, and if the user has interacted, the alarm is turned off (Step 7A). As described above, the user may interact with the device by pressing a button or the like. If the user has not interacted with the device, the device determines whether a predetermined period of time has passed (Step 6A), and if it has, turns off the alarm.

Similarly, if the user's actual level of interaction falls below the "acceptable" target level of interaction, the system will prompt the user to interact with the device, by sounding an alarm or the like (Step 4B). In this example, as shown in Steps 5B and 6B, the alarm will not be turned off until the user has acknowledged the alarm, by pressing a button or the like.

If the user's actual level of interaction falls below the "critical" target level of interaction, the system will set off a third alarm (Step 4C). Similar to the "acceptable" target level, the alarm will not be turned off until the user has acknowledged the alarm (Step 5C). Additionally, to silence an alarm corresponding to the "critical" target level of interaction, the user may be required to perform a series of operations (Step 6C). Once the user completes the series of operations, the alarm is turned off (Step 7C).

One of ordinary skill in the art will understand that the analyte monitoring system of FIG. 6 is simply one possible example of the system according to the present disclosure. Steps other than those described in FIG. 6 may be included in the analyte monitoring system, and similarly, the system does not have to include all of the steps shown in FIG. 6. As such, FIG. 6 should not limit the present disclosure in any way, and is simply provided as one example of an analyte monitoring system according to an embodiment of the present disclosure.

As shown in FIG. 2, the receiver unit (104 or 106) may also include a transmitter 30 which can be used to transmit a signal to activate an alarm system (not shown) on the data processing unit 102. In one exemplary embodiment, the data processing unit 102 may include a receiver for communicating with the receiver units 104 or 106. In another exemplary embodiment, the data processing unit 102 may include an alarm system (not shown) such as the one included with the receiver units 104 and 106, wherein the alarm of the data processing unit 102 may be activated by a receiver unit (104 or 106).

A receiver unit (104 or 106) may also include a number of optional items. One such item may be, for example, a data storage unit 28. The data storage unit 28 may be used to store the history of user interaction with the receiver unit, among other data. The data storage unit 28 may also be useful to store data that may be downloaded to another receiver unit, such as the primary receiver unit 104. Alternatively, the data may be downloaded to a computer or other data storage device in a user's home, at an HCP's office, etc., for evaluation of trends in analyte levels.

In one exemplary embodiment, the HCP may use the recorded history of interaction to modify the treatment of the user. The storage unit 28 may also store behavior variables, such as events, together with the data of the particular event. These behavior variables may be generated either automatically by the receiver unit or can, alternatively, be input by the user. In an exemplary embodiment, the user may also edit the event history. Examples of events may include things such as the user's activity level, state of health, medication (e.g., insulin) dosages, meals or any other event that may have an effect on the assessment of a treatment approach and recommendations for treatment modifications of the user.

14

As shown in FIG. 2, another optional component for the receiver unit is an input device 32, such as a keypad or keyboard. The input device 32 may allow numeric or alphanumeric input. The input device 32 may also include buttons, keys, or the like which initiate functions of, and/or provide input to, the analyte monitoring system 100. Such functions may include interacting with a receiver unit, manually changing the target level of user interaction with the receiver unit, changing the settings of the receiver unit or entering behavior variables to be used together with the history of user interaction with the receiver unit, but are not limited to the above.

Referring to FIG. 5, there is provided an exemplary embodiment of a receiver unit. In FIG. 5, the user may interact with the receiver unit using input options 32a-d. In one exemplary embodiment, input options 32a and 32b are used to select the options shown on the display 24, while input options 32c and 32d are used to move through lists to highlight options and change settings. In another exemplary embodiment, a user's interaction with the integrated test strip, used to, for example, manually check the blood analyte level of a user, can be included as part of the user's interaction with the device.

In one exemplary embodiment, the user will have to acknowledge the alarm or message displayed by the receiver unit (104 or 106). In this exemplary embodiment, a receiver unit (104 or 106) may have a button which is the default button for acknowledging an alarm or message. However, some alarms may require the user to interact with a button other than the default button. Further, in certain exemplary embodiments, some alarms may require the user to perform a series of operations, such as pressing a combination of buttons or the like, in order to silence the alarm.

Another exemplary embodiment of the input device 32 is a touch screen display. The touch screen display may be incorporated into the display 24 or may be a separate display. The touch screen display is activated when the user touches the screen at a position indicated by a "soft button" which corresponds to a desired function.

In addition, the analyte monitoring system 100 may include password protection to prevent the unauthorized transmission of data to a terminal or the unauthorized changing of settings for the system 100. A user may be prompted by the receiver unit to input a password using the input device 32 whenever a password-protected function is initiated.

Accordingly, a method in one aspect includes monitoring a user's actual frequency of interaction with the medical device, comparing the user's actual frequency of interaction with the medical device to at least one predetermined target level of interaction, and alerting the user when the user's actual frequency of interaction with the medical device is equal to or below the at least one predetermined target level of interaction.

In one aspect, alerting the user may indicate a difference between the actual frequency of interaction with the medical device and the predetermined target level of interaction.

The user may be alerted by an audible alarm, where the audible alarm may increase in loudness over time after being activated.

In another aspect, the user may be alerted by a vibrating alarm.

The method in a further embodiment may include a plurality of predetermined target levels of interaction, where alerting the user distinguishes between the plurality of target levels of interaction.

15

The user may be required to perform at least one step to turn off the alert, where the at least one step may be a decision related to the user's state of health.

The at least one predetermined target level of interaction may be adjusted by an authorized user.

In a further aspect, the method may include adjusting the at least one predetermined target level of interaction according to a time of day.

The method may also include adjusting the at least one predetermined target level of interaction according to a type of activity.

Also, the method may still include adjusting the at least one predetermined target level of interaction according to a future analyte level of the user, predicted using rate of change data.

Additionally, the method may include recording a history of the user's actual frequency of interaction with the medical device, where the method may also include adjusting the at least one predetermined target level of interaction according to the recorded history.

In still yet a further embodiment, the method may include organizing the history of the user's actual frequency of interaction with the medical device according to behavior variables inputted by the user.

Further, the method may include rewarding the user when the actual frequency of interaction stays above the at least one predetermined level of interaction for a predetermined time.

Additionally, the method may include adjusting the at least one predetermined target level of interaction according to a data received from a sensor located on the user.

An analyte monitoring system in accordance with another embodiment includes a user interactive analyte device to monitor at least one analyte of a user, and a processor unit coupled to the user interactive device to determine the frequency of user interaction with the analyte monitoring device.

The analyte may include glucose.

In still yet a further aspect, the user interactive device may include an in vivo analyte sensor, where the sensor may be configured to at least be partially positioned under a skin surface of a user.

An analyte monitoring system in accordance with still another embodiment may include a sensor to monitor an analyte level of the user, a transmitter to transmit information obtained by the sensor, and a receiver unit comprising a receiver to receive data from the sensor, and a display coupled to the receiver to display the received data to the user when the user interacts with the receiver unit, where the receiver unit monitors the user's actual frequency of interaction with the device, compares the user's actual frequency of interaction with the receiver unit to at least one predetermined target level of interaction, and alerts the user when the user's actual frequency of interaction with the receiver unit is equal to or below the at least one predetermined target level of interaction.

The system in one aspect may include a data storage unit for storing a history of the user's actual interaction with the receiver unit.

The receiver unit may be portable.

The receiver unit may include a user input unit for interacting with the display unit.

Further, the user input unit may be used to change settings of the receiver unit.

Although the exemplary embodiment of the present disclosure have been described, it will be understood by those skilled in the art that the present disclosure should not be

16

limited to the described exemplary embodiments, but various changes and modifications can be made within the spirit and the scope of the present disclosure. Accordingly, the scope of the present disclosure is not limited to the described range of the following claims.

What is claimed is:

1. An analyte monitoring device, comprising:
a housing;

a user interface coupled to the housing; and

a processor unit coupled to the user interface, the processor unit configured to determine a frequency of interaction based on user operation of the user interface, to compare a user's actual frequency of interaction to at least one predetermined target level of interaction, to output an alert to notify the user when the user's actual frequency of interaction with the user interface is below the at least one predetermined target level of interaction, to modify the at least one predetermined target level of interaction based on the user's actual frequency of interaction over a predetermined time period and monitored analyte level during the predetermined time period, and to display an output indicator on the user interface when the user's actual frequency of interaction is at or greater than the at least one predetermined target level of interaction.

2. The device of claim 1, wherein the at least one predetermined target level of interaction is programmed to vary during the predetermined time period.

3. The device of claim 1, wherein the at least one predetermined target level of interaction is programmed to vary according to the time of day.

4. The device of claim 1, wherein the at least one predetermined target level of interaction is programmed to vary according to the type of activity performed by the user during the predetermined time period.

5. The device of claim 1, wherein the output indicator displayed includes information corresponding to the user's actual frequency of interaction and the monitored analyte level during the predetermined time period.

6. The device of claim 1, wherein the processor unit is configured to increase the predetermined target level of interaction when the monitored analyte level falls below a threshold level.

7. The device of claim 6, wherein the threshold level includes a hypoglycemic level.

8. The device of claim 1, wherein the processor unit is configured to monitor for a user input at the user interface to turn off the outputted alert.

9. The device of claim 8, wherein the user is required to perform at least one step to turn off the outputted alert, wherein the at least one step is a decision related to the user's state of health.

10. The device of claim 1, wherein the at least one predetermined target level of interaction is adjusted by an authorized user.

11. The device of claim 1, further including a memory operatively coupled to the processor unit, wherein the processor unit is configured to record in the memory a history of the user's actual frequency of interaction.

12. The device of claim 11, wherein the processor unit is configured to adjust the at least one predetermined target level of interaction according to the recorded history.

13. The device of claim 11, wherein the processor unit is configured to organize the history of the user's actual frequency of interaction according to behavior variables inputted by the user.

14. The device of claim 1, wherein the user operation corresponding to the actual frequency of interaction includes the user operation of the user interface to obtain an analyte level.

15. The device of claim 14, wherein the processor unit is configured to modify the at least one predetermined target level of interaction based on the obtained analyte level.

* * * * *