



US007418474B2

(12) **United States Patent**  
**Schwab**

(10) **Patent No.:** **US 7,418,474 B2**  
(45) **Date of Patent:** **Aug. 26, 2008**

(54) **SECURE IDENTIFICATION SYSTEM**

OTHER PUBLICATIONS

(76) Inventor: **Barry H. Schwab**, 5298 Cedarhurst Dr.,  
West Bloomfield, MI (US) 48322

Funding A Revolution, 1999, 18 pages, United States of America.

(\*) Notice: Subject to any disclaimer, the term of this  
patent is extended or adjusted under 35  
U.S.C. 154(b) by 0 days.

Primary Examiner—Jinsong Hu

(74) Attorney, Agent, or Firm—Law Offices of John Chupa &  
Associates, P.C.

(21) Appl. No.: **11/589,497**

(57) **ABSTRACT**

(22) Filed: **Oct. 31, 2006**

(65) **Prior Publication Data**

US 2007/0112968 A1 May 17, 2007

**Related U.S. Application Data**

(63) Continuation-in-part of application No. 09/020,456,  
filed on Feb. 9, 1998, now Pat. No. 6,226,412, and a  
continuation-in-part of application No. 08/453,393,  
filed on May 30, 1995, now Pat. No. 5,973,731, and a  
continuation-in-part of application No. 08/410,318,  
filed on Mar. 24, 1995, now abandoned, and a continu-  
ation-in-part of application No. 08/393,493, filed on  
Feb. 24, 1995, now Pat. No. 6,353,699, and a continu-  
ation-in-part of application No. 08/205,885, filed on  
Mar. 3, 1994, now abandoned.

(51) **Int. Cl.**  
**G06F 15/16** (2006.01)

(52) **U.S. Cl.** ..... **709/203**; 709/204; 380/277;  
380/279; 380/281; 380/284; 380/285; 380/286;  
713/155; 713/156

(58) **Field of Classification Search** ..... 709/203,  
709/204; 713/155, 156; 380/277, 279, 281,  
380/284, 285, 286

See application file for complete search history.

(56) **References Cited**

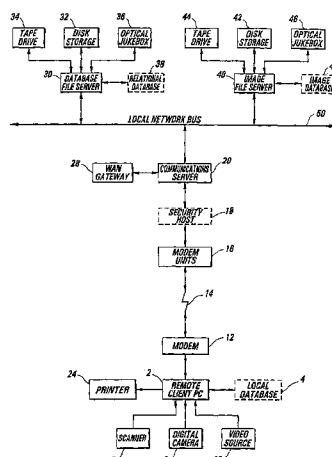
U.S. PATENT DOCUMENTS

4,991,008 A 2/1991 Nama

Methods and apparatus are described which provide secure interactive communication of text and image information between a central server computer and one or more client computers located at remote sites for the purpose of storing and retrieving files describing and identifying unique products, services, or individuals. Textual information and image data from one or more of the remote sites are stored separately at the location of the central server computer, with the image data being in compressed form, and with the textual information being included in a relational database with identifiers associated with any related image data. Means are provided at the central computer for management of all textual information and image data received to ensure that all information may be independently retrieved. Requests are entered from remote terminals specifying particular subject matter, and the system is capable of responding to multiple simultaneous requests. Textual information is recalled and downloaded for review, along with any subsequently requested image data, to be displayed at a remote site. Various modes of data and image formatting are also disclosed, including encryption techniques to fortify data integrity. The server computers may be interfaced with other computers to effect financial transactions, and images representing the subjects of transactions may be uploaded to the server computer to create temporary or permanent records of financial or legal transactions. A further feature of the system is the ability to associate an identification image with a plurality of accounts, transactions, or records.

(Continued)

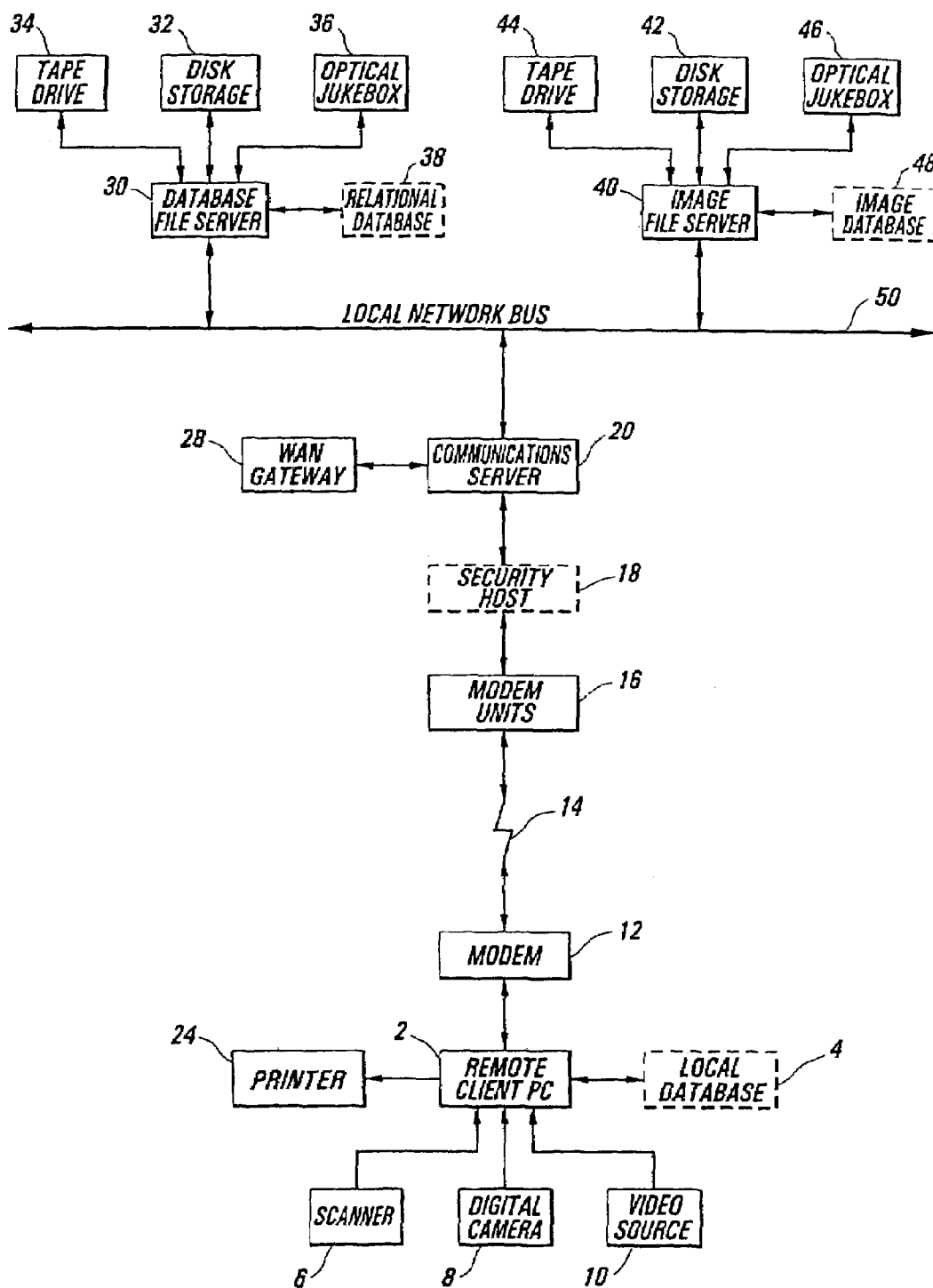
**25 Claims, 3 Drawing Sheets**



U.S. PATENT DOCUMENTS

4,993,068 A	2/1991	Piosenka et al.	5,760,386 A	6/1998	Ward	
5,046,092 A	9/1991	Walker et al.	5,841,886 A	11/1998	Rhoads	
5,235,680 A	8/1993	Bijnagte	5,864,622 A	1/1999	Marcus	
5,306,049 A	4/1994	Schireck	6,169,596 B1	1/2001	Shiota	
5,311,325 A	5/1994	Edwards et al.	6,466,917 B1	10/2002	Goyal et al.	
5,321,751 A	6/1994	Ray et al.	6,496,477 B1 *	12/2002	Perkins et al.	370/228
5,380,044 A	1/1995	Aitkens et al.	6,523,037 B1	2/2003	Monahan et al.	
5,432,864 A	7/1995	Lu et al.	6,604,107 B1	8/2003	Wang	
5,505,494 A	4/1996	Belluci et al.	6,714,919 B1	3/2004	Findley	
5,657,389 A	8/1997	Houvener	6,732,161 B1	5/2004	Hess et al.	
			6,748,543 B1	6/2004	Vilhuber	

\* cited by examiner

*Figure 1*

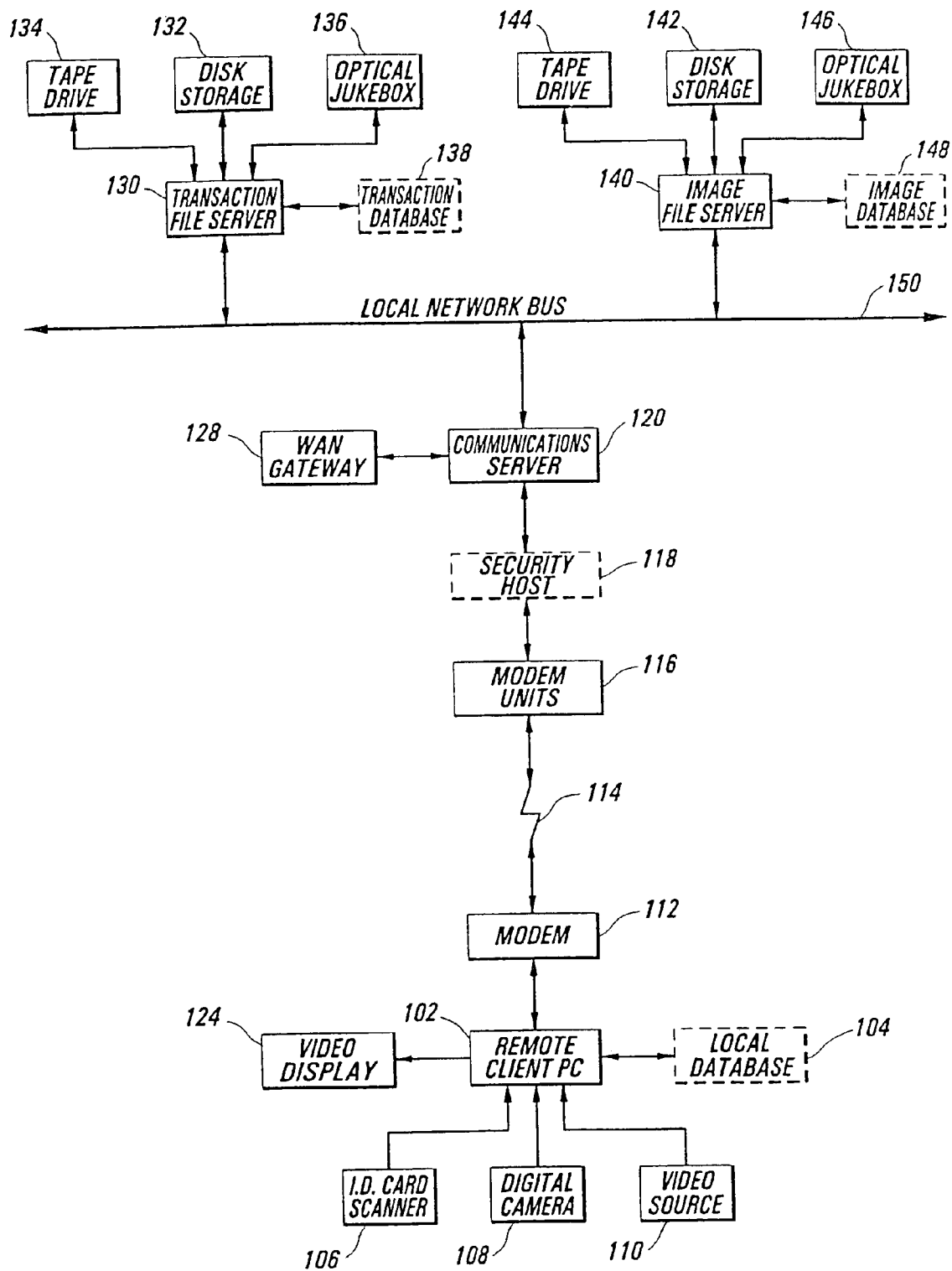
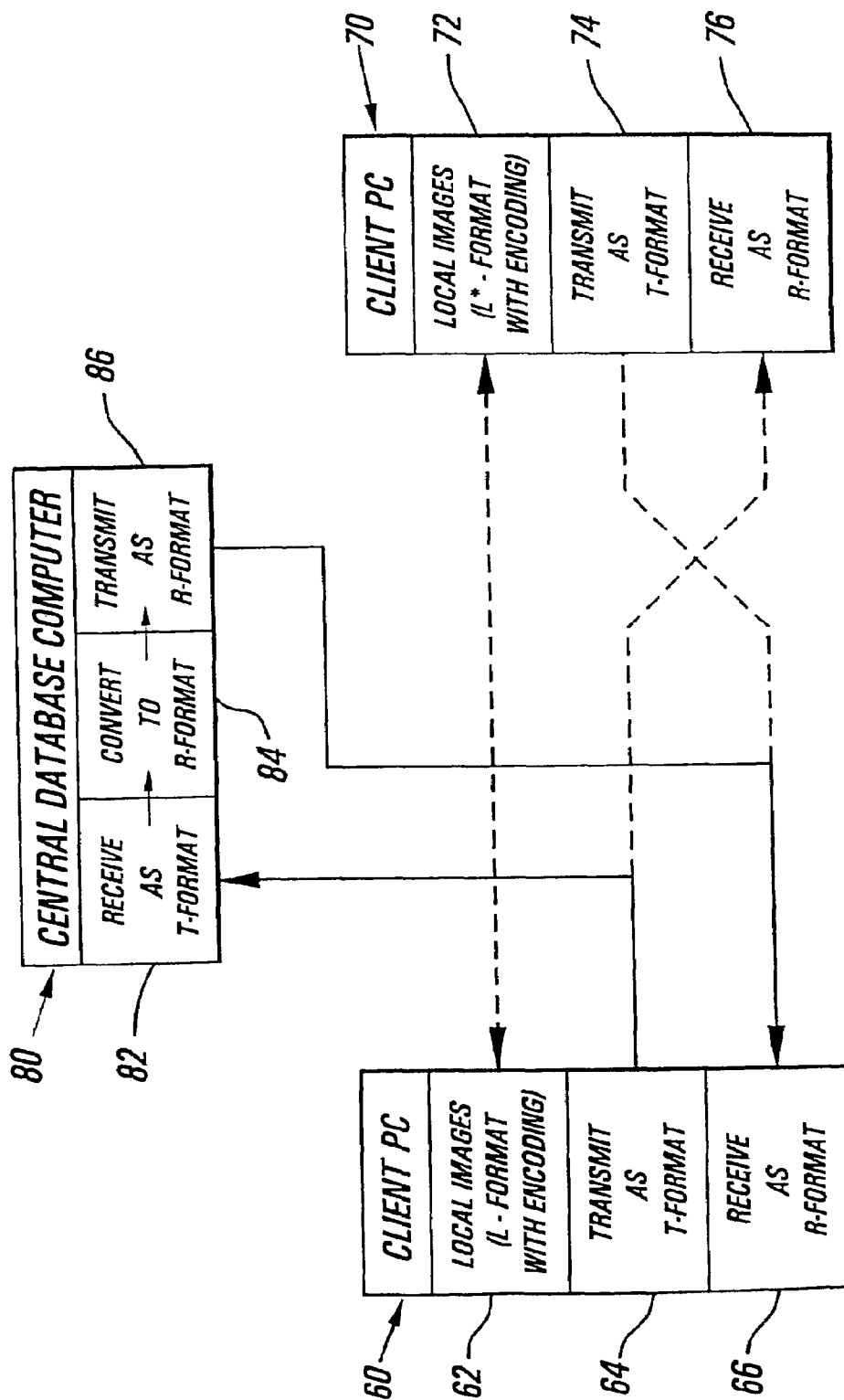
Figure 2

Figure 3



1

**SECURE IDENTIFICATION SYSTEM****CROSS-REFERENCE TO RELATED APPLICATIONS**

This is a continuation-in-part of applications Ser. No. 08/205,885, filed Mar. 3, 1994; now abandoned; Ser. No. 08/393,493, filed Feb. 24, 1995 now U.S. Pat. No. 6,353,699; Ser. No. 08/410,318, filed Mar. 24, 1995; now abandoned; Ser. No. 08/453,393, filed May 30, 1995, issuing Oct. 26, 1999 as U.S. Pat. No. 5,973,731; and Ser. No. 09/020,456, filed Feb. 9, 1998, now U.S. Pat. No. 6,226,412, the disclosures of which are hereby specifically incorporated herein by reference.

**FIELD OF THE INVENTION**

The present invention relates generally to the field of secure identification systems, and, more particularly, to the communication of digital images from a centralized server computer to a plurality of client data terminals located at remote sites, for the purpose of providing visual identification and confirmation of subject individuals or product items.

**BACKGROUND OF THE INVENTION**

Many identification systems are described in the art, and the methodologies of these approaches cover a wide range of techniques. In some cases, a photograph of a subject or his fingerprint pattern is affixed to an identification card, usually as part of a tamper-resistant assembly. In other approaches, various methods are employed for storing image or password information in a magnetic stripe or in an optically encoded image or pattern which is physically part of the identification card. Still other approaches utilize a "smart card" having its own semiconductor memory and/or microprocessor capability for information storage. Each of these techniques is effective for specific applications, but in each case the security carries a high cost, either in expense for the materials involved, the complexity of the assembly process for the identification card, or the repetitive cost of applying the method to a plurality of individual identification cards utilized for different circumstances. In addition, since a major part of the identification information is carried in the physical identification card itself, it is subject to tampering, alteration, or replication if it falls under the control of an unauthorized user.

**SUMMARY OF THE INVENTION**

The present invention overcomes the limitations of the systems of the prior art by utilizing a separate, centralized database to store data-compressed images of the subject individuals or items, and subsequently downloading the data-compressed images to local data terminals, on demand, at the time of the identification event or transaction. Because the image information is not stored within the identification card itself, it is not subject to alteration or replication by an unauthorized user, and the use of encryption techniques makes the image information useless if the data signals are intercepted. In addition, a plurality of identification cards or customer accounts may be associated with a single image, as, for example, all of the credit cards owned by a single individual, or the separate checking and savings accounts for an individual. In the case of a credit card, images for both a husband and a wife could be associated with an individual card or a plurality of cards; similarly, an image for a child having

2

authorization to use a card could be associated with that card, and, if desired, could be assigned a different credit limit. The image may include a copy of the authorized signature, or the signature may be provided as a separate image file, which then could be used by the transaction terminal to compare to a scanned image of the signature on the authorization slip or the input of a "pen" computer or pressure-sensitive pad. Additional information, such as the Social Security Number or the mother's maiden name for the cardholder may be used to augment these security measures.

In cases in which a user is to be identified although he or she is not physically present at the transaction terminal, as, for example, when products are ordered by telephone using a credit card, the terminal operator would be able to accomplish a partial identification by using the image to compare the physical appearance in the image to the details supplied by the customer in response to operator questions. Alternatively, the customer could choose a distinctive image, such as a corporate logo or a picture of an animal or a special article as his confirmation symbol, and the operator would expect the customer to validate his order by describing his confirmation symbol. As a further verification, the customer could be required to key in a personal identification number ("PIN") using his telephone key-pad, which then could be compared to the number stored in the central database for each credit card; in an alternative embodiment, this PIN number could serve as the decryption key for the image file presented to the operator. In the future, when video-phones become available generally, it will be possible to perform this identification process visually; in addition, the use of "pen" computer units would allow a customer to transmit his authorization signature directly to the transaction terminal.

As image recognition systems become more reliable, many of these visual identification steps may be automated. In this case, it will be desirable to provide video camera facilities at the transaction terminals, so that the image of the purchaser may be captured at the time of the transaction. If desired, such an image could be uploaded to the transaction computer to provide a record of the identity of the purchaser in a particular transaction.

In actual implementation, the image information may be relayed to the transaction terminal through a central transaction computer, such as those utilized by current credit card clearing houses. As an alternative, the image database computer could serve as the gateway to the central transaction computer, by relaying the financial information to the central transaction computer. In this case, it would be somewhat less complicated to maintain a record of the image of the purchaser, as this image database computer would be optimized for image handling and storage.

At the remote transaction terminal location, it would be advantageous to integrate the video display capabilities into a single unit which also provided the data-input and cash-register facilities. Where this is not feasible, an analogous data-communications path would be utilized, with a separate video display unit situated at the transaction terminal location.

In some applications, it may be desirable to provide a local image database, as, for example, of regular customers at a particular retail store. Although this reduces the level of security available, it would speed communications and decrease the on-line time for the centralized computer database. In addition, it would allow verification of the identity of the customer, without the need to communicate with the central database computer. Furthermore, a local database may provide additional data management capabilities, even if not all of the information related to the item resides within the local

database: for example, the local database may store an encrypted image, while the decryption key is provided from the central database.

When implemented in a typical sales operation, image records representing the individual products optionally may be stored in a local database, such that as a product price tag is scanned at the check-out register, an image of the product is relayed from the database computer to the check-out register transaction terminal so that the identification of the product may be verified by visual comparison with the image displayed on the transaction terminal, thereby confirming the accuracy of the scan and preventing a customer from placing the price tag of a less expensive product on a more expensive product.

In a law-enforcement environment, a police officer who has stopped a suspect vehicle could download an identification picture of the registered owner before approaching the vehicle, thereby giving him the advantage of knowing in advance the physical appearance of the presumed driver. For subjects taken into custody, the identifying image would allow rapid identification of the individual, and would inhibit accidental release due to errors in identification. For Immigration Department officials, downloaded images would allow verification of the identity of subjects presenting passport credentials.

In a banking environment, an image of the customer at an ATM terminal could be compared to a downloaded image to verify the identity of the customer. Several systems for automatic image recognition are presently available, with recognition rates varying from 95% to over 99%, depending on the strictness of the comparison. For in-person banking transactions, images of the subject person may be maintained in a local database, optionally storing these images in encrypted form, with the decryption key downloaded from the central database; this would enable a teller to verify the identity of a banking customer, by making the image of that customer available on the transaction terminal screen. In addition, an image may be taken of the subject person or their signature at the time of the transaction, and associated with the transaction, in order to memorialize the participants in the event; this image may be uploaded to the central database computer and stored in a separate transaction database.

In a business environment, any type of legal document, such as a contract, may be secured by associating the document with a particular identifying image, much in the same way as Notary Public procedures are employed today. Images of the principals may be deposited in a special image archive facility, for later retrieval in the event of any dispute.

The original identification images would be entered from a banking institution or a retail site of the entity issuing the identification card. After the subject image has been captured, using either a still video camera, a motion video camera, or a scanned photograph, the image is data-compressed, encrypted, and transmitted to the central image database. Once it has been included in the image database, the image for a particular subject may be associated with as many different identification cards, credit cards, or customer accounts as desired, and made available to any number of transaction computers, which may be representative of a plurality of independent transaction systems. Preferably, a scanned image of the signature of the subject would be included, and associated with the subject image file, along with any other identification data, such as the Social Security Number or a special password.

In an alternative embodiment, the identification image may be stored in encrypted form within the identification card,

with the decryption key provided from the central database computer at the time of the transaction.

In a further alternative embodiment, a portion of the image may be stored within the identification card, with the remaining portion provided from the central database computer. Either or both portions may be in encrypted form, with decryption key or keys supplied from either the identification card or the central database computer. One possible embodiment would provide the decryption key for the local portion from the central database computer, and the decryption key for the portion provided by the central database computer from the local source identification card.

In yet another alternative embodiment, the image may be stored on the central database computer in encrypted form, while the identification card provides the decryption key.

#### BRIEF DESCRIPTION OF THE DRAWINGS

FIG. 1 is a block diagram depicting the hardware components for uploading image identification information in the preferred embodiment.

FIG. 2 is a block diagram depicting the hardware components for downloading image identification information in the preferred embodiment.

FIG. 3 is a block diagram depicting the various formats of image data compression utilized for local data security and for the control of the transmission of images between remote sites.

#### DETAILED DESCRIPTION OF THE PREFERRED EMBODIMENT

The present invention takes advantage of computer networking, computer-based communication, client-server architecture, and relational databases in order to implement a new and unique system for secure identification and communication. Background information is available through the Bijmagne (U.S. Pat. No. 5,235,680) and Sibley, Jr. (U.S. Pat. No. 4,677,552) references, and also through descriptions of computer network operating systems (such as Novell NetWare, UNIX, or Microsoft Windows NT-Server), for communications protocols (such as TCP/IP or IPX), or for communications links (X.25, ATM, ISDN, or T1/T3 lines).

For the purpose of this disclosure, it should be understood that the term "item" is intended to refer to any product (new or used), any service, or any person to be listed within the database of this invention, and for which or whom image information is available for display based on a specific request. Broadly, the system may be used in conjunction with individuals or products which may be identified by comparison of the subject item with a pre-existing image previously entered into the central database.

FIG. 1 shows the organizational structure of one of the typical remotely located clients forming part of a client/server system architecture in accordance with the invention. At the option of the system designers, a personal computer 2 maintains, on its disk storage facilities, a local database 4 of items or people to be listed within the system. As these items, products, or people are identified, the characteristics of each are entered into the local database, employing conventional user interfaces such as the keyboard and "mouse" (not shown) provided with the personal computer.

Images related to these items are then associated with the items in the database record, using the photographic image scanner 6 or the digital still-video camera 8. Other possible sources could include analog still or motion video sources 10, providing signals to be digitized by a digitizer-plug-in-board

5

installed within the PC (not shown), or digitized video signal materials provided from other sources. After the images have been input to the PC, they preferably are data-compressed for storage on the internal hard-disk provisions included with the PC, at the option of the system designers; this process is discussed in further detail below. For convenience, a printer **24** is provided to prepare hard-copies of the subject images, including associated images such as the scanned signature of the subject, with or without additional text information. In addition, the printer may be used to provide a hard-copy record of any transaction performed at the terminal.

In many cases, the image of a particular item or individual may be deemed to be useful for local identification, and the manager of the item may choose to keep the item within his local database rather than to list it on the central database, thereby providing information for local use or to decrease the duration of transactions by eliminating the need to download the image of a subject. In this case, no further steps will be required, as there is no communication with the central database computer. However, if the item is to be listed on the central database, the following steps are executed.

The client PC **2** is equipped with a modem **12** for data communication to the central database computer over telephone lines **14**. Typically, this modem will be capable of operation at least at 14.4 KBaud; however, 56 KBaud or faster modems, dedicated communication links, ISDN (Integrated Services Digital Network), or DSL (Digital Subscriber Line) communication links may be implemented, with progressively higher performance. This communication link **14** is connected via one of a plurality of available modems **16**, or by appropriate communication link, to a network-remote-node communications server **20**. Hardware to effect this type of communications link at the communications server site is readily available from manufacturers such as Digi International or USRobotics.

As an alternative to modem **16**, connection to this communications server may be achieved via a wide-area-network (WAN) access provider, such as an Internet access provider, through appropriate network gateway hardware **28**. In such a case, the gateway communications link may be implemented via ISDN or DSL lines, dedicated communications lines, T1/T3 service, or satellite links. In alternative implementations, the network gateway hardware and communication link may be implemented at a different point in the server site, such as in a device directly connected to the local network bus **50** (described herein below) or as interfaced directly to the database file server **30** (described herein below). Where a network of server sites is implemented, this communication link, or a separate similar link (not shown), would enable the various server sites to communicate with each other, or with other computer facilities outside of the network. In practice, a plurality of communications servers may be required at each site, depending on the capabilities of the communications server hardware **20**, the number of simultaneous active clients to be served, and the type of communication links established by the clients.

Upon log-on by the client PC, the communications server **20** preferably first authenticates the user by way of known security measures included in typical multiple-access computer systems, and optionally may also verify the Caller ID signal transmitted by the telephone system, as currently available in most communities throughout the United States. Alternatively, the communications link path may include a "security host" computer **18**, such as the model ACM 400 offered by Security Dynamics, interposed between the modem **16** and the communications server **20**. This computer checks for the presence of a particular hardware security key

6

installed at the client PC, as further described below in reference to FIG. 3. Upon authentication, any updates in software optionally may be downloaded automatically to the client PC. In some cases, it may be necessary to check the client PC to confirm the presence of certain hardware, or to verify that a correct version of software is currently in use. This may be determined by way of specialized systems management software available for many network operating systems, or by programming the client PC to automatically provide this information to the communications server as part of the log-on procedure.

The communications server is connected to a local network bus **50**, which may be implemented using any of the many well-known architectures, including Ethernet, Fast-Ethernet, or Token-Ring. Also connected to this network bus is the database file server **30**, which maintains the database records and manages the image storage processes. The database file server is equipped with a Random Array of Inexpensive Disks (RAID)-based mass-storage system **32**, which holds all the data records in the central relational database **38**. In addition, this server system includes a tape-drive back-up unit **34**, and optionally may include provisions for an optical-disc "jukebox" unit **36** to extend data storage capabilities. Networks of this type are compatible with various operating systems, including UNIX, Novell NetWare, or Microsoft Windows NT-Server, although the system selected should support access for multiple remote clients.

Images associated with the relational database **38** are stored on an image file server **40**, also connected to the network bus **50**. This file server is equipped with a RAID-based mass-storage system **42**, which holds all the image records in the image database **48**. In addition, the image server is equipped with a tape-drive back-up unit **44**, which optionally may include provisions for its own optical-disc "jukebox" unit **46** to extend image storage capabilities.

For data entry, the descriptive records for the specific items are stored in the relational database file server **30**, while the associated images are uploaded for storage on the image file server **40**. In operation, the storage locations of the associated image files managed by the image file server are referenced by the database file server, and provided as requested by the client through the communications server **20**. The actual images may be stored as "pages" within an image compilation file, and may include one or more "thumbnail" or reduced-size images, which may or may not be illustrative of particular full-size images, and which may be transmitted quickly to give an over-view of the item. Alternatively, the images could be organized with a primary image file (with or without an associated reduced-size image) and one or more secondary image files containing multiple image pages, with or without reduced-size images. In the latter situation, the user would first request the download of the primary image file for an item, and then, if desired, would have the option of also downloading one or more of the secondary image file, in order to obtain further information about that particular item. All data files and images files may be held in the active (RAM) memory, or off-loaded to the local hard-drive of the client PC, so that they may be reviewed and compared by the operator as desired, without further communication activities. In client PCs having multi-tasking capabilities, the downloading process may continue as a background task, while the operator examines the material that has already been received and, as necessary, decrypted, as a foreground task. In this way, the operator need not wait until all of the data has been downloaded before beginning the examination of the materials transmitted.



In a typical operation, the client will upload information relating to specific items, which then are stored by the database file server. Based on the item storage by the database file server, the client then may request that selected images be uploaded to the image file server. This technique allows each of the system components—communications server, relational database file server, and image file server—to be optimized for its specific application. However, depending on the particular application, database size, and communications traffic, one or more of these functions may be combined, such that in some cases a single server system may provide all of the required functions; this could include both the database file server function and also the image file server system, such that both kinds of data optionally may be stored in the same database, or even within the same record. In other cases, multiple servers may be required for one or more of these functions, each of them connected to the local network bus 50.

The steps involved in an identification event or transaction will be understood with reference to FIG. 2. In many respects, the system architecture is equivalent to that of FIG. 1, except that the flow of image file information generally is in the opposite direction. It will be appreciated that many of the details of the data communications and system architecture will function in identical ways, and therefore the reader is referred to these discussions herein above. In a typical identification event, a subject will present an identification card (I.D. card) for verification at the event site. The actual scanning device 106 may be implemented as a magnetic stripe reader, optical reader, or pattern recognition unit. This scanning device will retrieve identification information from this I.D. card which is representative of the subject, and communicate it to the transaction terminal 102. In practice, this unit may be as simple as a credit card reader, or as complex as a PC which is part of a sophisticated computer network. For the purpose of this discussion, the function of the transaction terminal will be explained with the understanding that it is a remote client PC connected to the central database server.

The remote client PC 102 may be utilized as part of a product UPC-code scanner or optical character reader system which interprets product tags. As an option, a local database 104 may be maintained on this PC, such that when a particular product tag is scanned, an image of the correct product item is presented on the video display 124. In an alternative implementation, this database would maintain identification images of the subjects, such as images of regular customers at a bank or retail store. When any input of product information has been completed, the primary identification event or transaction may be effected. In a banking environment, this could be part of a financial transaction, such as an account deposit or withdrawal; in a retail operation, this would correspond to a credit card transaction or a payment for goods by check. When the I.D. card is scanned, the information is communicated through the modem 112 to the telephone line or communications link 114 and on to one of a plurality of modem units 116. As explained herein above, the system optionally may include a security host computer 118 interposed between the modem 116 and the communications server 120.

The communications server 120 is connected to a local area network 150, typically implemented using one of several forms of Ethernet. Also connected to this network bus is a transaction file server 130, which maintains a transaction database 138 containing information used to identify any verification passwords and the storage locations of the associated image files. This transaction file server is equipped with a RAID-based disk storage unit 132 and a tape drive 134

for data back-up. As an option, this server also may be equipped with an optical-disc jukebox 136 for additional storage capacity.

Images associated with the relational database 138 are stored on an image file server 140, also connected to the network bus 150. This file server is equipped with a RAID-based mass-storage system 142, which holds all the image records in the image database 148. In addition, the image server is equipped with a tape-drive back-up unit 144, which optionally may include provisions for its own optical-disc jukebox unit 146 to extend image storage capabilities.

In response to an identification event or transaction, the client PC will download information related to the subject, which previously has been stored on the database file server. In addition, the client then may download selected images from the image file server, including both identification images and also associated images, such as images of the signature of the subject. This technique allows each of the system components—communications server, relational database file server, and image file server—to be optimized for its specific application. However, depending on the particular application, database size, and communications traffic, one or more of these functions may be combined, such that in some cases a single server system may provide all of the required functions; this could include both the database file server function and also the image file server system, such that both kinds of data optionally may be retrieved from the same database, or even from within the same record. In other cases, multiple servers may be required for one or more of these functions, each of them connected to the local network bus 150. In addition, depending on the overall architecture of the system, the various communication servers 20 and 120, and file servers 30, 40, 130, and 140, may be combined or separated as necessary to match the demands of the communication load, convenience, economy, or the like.

It is anticipated that in some cases the client PC or transaction terminal will not have the required windowing capabilities, and will only process textual information. In these cases, there will be no uploading or downloading of images to this client, and all database services will be confined to the relational database file server.

In some applications, it may be necessary to control the access to the databases, so that certain clients may upload items for inclusion into the database, but downloading to certain other clients is prohibited, or restricted to specific clients (such as government authorities or police units) for reasons of security or privacy, as discussed below.

FIG. 3 shows the inter-relationship between the various file formats for images stored locally at client PCs, transmitted to or from the server image database, or transmitted between remote client sites. A client PC, shown generally at 60, optionally may maintain a local database 62 which includes image files associated with particular items. These files are encrypted by any of several available techniques, including commonly utilized formats for data encryption or by custom modification or encryption of the file header information so as to link the files themselves with the password character sequence contained inside a hardware security key. In typical usage, this hardware key consists of a limited number of storage cells in an EEPROM, which have been programmed with a unique sequence of characters. Only a computer having this particular security key attached to the parallel interface connector is able to decrypt the image files and reconstruct the image; this encrypted format is designated as the "L" or "Local" format for the purposes of this discussion. This security also may be used to control the permissions for access to the network server computers, to uniquely identify

the client-PC station, or to provide information (possibly including dial-up telephone numbers or TCP/IP network address settings) which may be needed to complete the communications path.

In practice, the actual data compression methods employed could include the industry standard JPEG format, Lead Technologies "cmp" format, Iterated Systems "fractal compression", "wavelet compression", or other proprietary or commercially available techniques. Compression ratios on the order of 30:1 or more preferably are employed, thereby producing image files of approximately 10 KBytes or smaller in size. It would be particularly advantageous to utilize a compression technique which is resolution-independent (such as fractal compression) which produces very compact image data files that may be re-sized to match the video display interface hardware in the client PC. In addition, selected image files **64** to be uploaded to the image file server and designated as "T" or "Transmitted" format are created by modifying the internally stored L-format files, utilizing formatting methods similar to those discussed above for encrypting without hardware security keys. Alternatively, the use of "public" keys with "private" keys may be implemented, as well established in the art of secure encrypting of data transmissions, and following standards such as the DES (Data Encryption Standard) developed for the U.S. Government, or the MD5 system offered by RSA Security, Inc. Similarly, image files **66** downloaded from the image file server are encrypted in "R" or "Received" format, which may be distinct from either the "T" format or the local "L" format. These files are decrypted upon receipt, and may be converted into the normal L-format utilized for the local client PC database.

A second client PC is shown generally at **70**. This second client PC also may maintain a local database, but, because of the security techniques described herein above, the image file storage format is distinct from the format of the first client PC, and is designated as L\*. In addition, the second client PC has provisions for uploading, downloading, and converting image files in the R and T formats described in reference to the first client PC.

If an attempt is made to transmit or transfer a file directly from one client PC site to another (or to a client PC not legitimately a part of the system), the images will be unusable, because the L-format images cannot be decrypted by an L\*-format client PC, or any other PC which does not have the proper hardware security key, and the Client PCs may not have provisions for converting T-format images into usable form. In order to allow files to be exchanged and viewed by other client PCs or users, the image file server, shown generally at **80**, may perform this conversion step, or alternatively this step may be performed by the transmitting PC as part of the upload process. Image files uploaded by client PCs in T-format are received at step **82**, and may be converted at step **84** to the R-format. At this time, files optionally could be converted from one image data compression scheme (for example, by LEAD Technologies) to a different image data compression scheme (for example, fractal compression by Iterated Systems) to save local storage space and communication costs and time during image downloading procedures. In many cases, sophisticated hardware-assisted image processing (such as the step of fractal image compression) are expensive to implement on a client-PC-wide basis, but would be economically feasible at a central database site. At step **86**, the R-format image files may be transmitted to any other client PC site on the network. It should be understood that the image files may be stored in T-format and converted at the time of transmission, or converted to R-format at time of receipt and storage; alternatively, the files may be stored in a

third format which may be incompatible with either R- or T-format files. As a further alternative, the files may be converted to either the R-format or this third format by the transmitting PC **60** at the time the files are uploaded to the server, rendering it unnecessary for the server to perform this step. FIG. **3** indicates compatible image file transmissions as solid lines, and incompatible image file transmissions as dashed lines.

In an alternative embodiment, the security issue may be handled in a different manner, either by including a decryption key within the identification credentials (such as a credit card magnetic stripe) to enable the local data terminal to decode a downloaded picture which has been encoded to match that particular decryption key, or by including the encrypted picture in the identification card itself, in which case only the particular decryption key need be downloaded to the local data terminal.

In another alternative embodiment, a portion of the image may be stored within the identification card, with the remaining portion provided from the central database computer. Either or both portions may be in encrypted form, with decryption key or keys supplied from either the identification card or the central database computer. One possible embodiment would provide the decryption key for the local portion from the central database computer, and the decryption key for the portion provided by the central database computer from the local source identification card.

Many possible applications in identification of people readily will be appreciated, including secure identification for credit card, check-writing, ATM, or other financial and retail transactions; identification for law-enforcement or Immigration-control agencies; identification of patients in a medical environment; and any activity for which positive identification is essential, including those activities for which Notary Public services currently are employed. For retail applications, product images retrieved from a local or global database may be used by sales clerks to verify the pricing or attributes of a particular item, by making this information available at checkout-cashiers' stations, or at customer service stations throughout the store. In addition, many of the human identification services to be performed may be automated, using computer-based image recognition techniques, such as the Photobook system offered by Facia Reco Associates, or the TrueFace system offered by Miro. Based on the stringency of the testing criteria, recognition rates for these systems in different applications varying from 95% to 99.9% have been achieved. A further feature of the system is the ability to associate a single identification image with a plurality of accounts, transactions, or records, thereby reducing the data storage requirements for images.

In addition, multiple images may be associated with a single record or account, thereby providing additional identification images for the subject item, or images of additional subject items to be associated with the same record, set of accounts, transactions, or subset of accounts.

Having thus described the invention, I claim:

**1.** A method of providing secure interactive communication of textual information and image data between a central server computer and one or more client computer terminals, located at remote sites, for the purpose of storing and retrieving files describing and identifying unique products, services or individuals, the steps of the method comprising:

separately storing textual information and image data from one or more of the remote terminals at the location of the central server computer with the image data being in compressed form and the textual information being

11

included in a relational database with identifiers associated with any related image data, associating for independent retrieval at the central computer the image data and the textual information, receiving and processing at the central computer single, multiple and simultaneous requests for identification confirmation received from at least one of the remote terminals, recalling and downloading textual information and/or image data satisfying the criteria specified in the requests the at least one of the remote terminals to the requesting terminal for review, and comparing the textual information and/or image data download at the requesting terminal with a product, service or individuals to be identified, wherein the step of associating includes assigning at least one unique identification number to the image data of an item to be identified, and securely storing the identification number in the central server computer.

2. The method as claimed in claim 1, wherein the step of associating includes assigning at least one unique identification number to the image data of first and second items to be identified, and storing the identification number and image data in the central server computer.

3. The method as claimed in claim 2, wherein the identification number is the personal identification number ("PIN") found on a card, such as a phone card, credit card or like card used in financial transactions.

4. The method as claimed in claim 2, wherein the step of associating includes assigning multiple identification numbers to the image data of at least one item to be identified and at least one of the identification numbers so assigned to the image data of a second item to be identified, and storing the multiple identification numbers in the central server computer.

5. The method as claimed in claim 4, wherein the multiple identification numbers comprise the personal identification numbers ("PIN") found on the respective of different credit cards used in financial transactions.

6. The method as claimed in claim 2, wherein the first item represents an individual to be identified, the individual being physically present at and presenting a request for identification at said one of the remote terminals, and the image data of the individual being downloaded to said remote terminal for physical comparison with the individual.

7. The method as claimed in claim 6, wherein the second item represents a second individual to be identified, the second individual being physically present at and presenting a request for identification at the remote terminal and the image data of the second individual being downloaded to the terminal from which the image data was requested for physical comparison with the second individual.

8. The method as claimed in claim 2, including the step of encrypting the unique identification number of a user, the encrypted number serving as a decryption key that would enable only authorized users to complete a transaction.

9. The method as claimed in claim 8, wherein the steps of associating and storing include storing the encrypted image at the remote terminal and the decryption key at the central server.

10. The method as claimed in claim 2, further including providing means for encrypting and decrypting said textual and image data, the decrypting means being provided on at least one said remote terminal and said central computer server, and encrypting said personal identification number.

11. The method as claimed in claim 1, wherein the step of separately storing textual information and image data com-

12

prises capturing as the image to be stored the graphical representation of a unique object, the object being pre-selected by an individual and serving as an identifier in lieu of the individual being physically present at any of said remote terminals.

12. The method as claimed in claim 1, wherein the step of separately storing includes formatting the textual information and the image data.

13. The method as claimed in claim 12, wherein the step of formatting comprises encrypting of the textual information and image data.

14. The method as claimed in claim 13, wherein the central server computer is interfaced with at least one other server computer.

15. The method as claimed in claim 14, further including the step of uploading the images of the files describing the products, services or individuals into the central server computer to create temporary or permanent records.

16. The method as claimed in claim 1, wherein the steps of storing and associating include storing an identification image in encrypted form within an identification card and a decryption key in the central computer.

17. The method as claimed in claim 1, wherein the steps of storing and associating include storing an identification image in encrypted form on the central computer and a decryption key on an identification card presented by a user at the remote terminal.

18. The method as claimed in claim 1, wherein an image of the individual is taken, the image being uploaded to the central server computer and stored in a separate transaction database.

19. The method as claimed in claim 18, wherein the step of recalling includes downloading at the requesting terminal an image of the individual requesting a product or service, and further including the step of printing on a single sheet the image of the individual and the textual and image information recalled, downloaded, and compared at the requesting terminal.

20. The method as claimed in claim 1, wherein an image of the signature of an individual is taken, the image being uploaded to the central server computer and stored in a separate transaction database.

21. The method as claimed in claim 20, further including the step of printing the signature of the individual, with or without the additional textual and image information.

22. The method as claimed in claim 1, wherein the step of associating includes associating an identification image of a single account, transaction or record with a plurality of accounts, transactions, or records.

23. The method as claimed in claim 1, further including the step of printing a hard copy of either of the textual and image information recalled and downloaded at the requesting terminal.

24. A method of providing secure interactive communication of textual information and image data between a central server computer and one or more client computer terminals, located at remote sites, for the purpose of storing and retrieving files describing and identifying unique products, services or individuals, the steps of the method comprising:

separately storing textual information and image data from one or more of the remote terminals at the location of the central server computer with the image data being in compressed form and the textual information being included in a relationship database with identifiers associated with any related data, wherein the step of separately storing textual information and image data comprises capturing as the image to be stored the graphical

**13**

representation of a unique object, the object being pre-  
 selected by an individual and serving as an identifier in  
 lieu of the individual being physically present at any of  
 said remote terminals;  
 associating for independent retrieval at the central com- 5  
 puter the image data and the textual information,  
 receiving and processing at the central computer single,  
 multiple and simultaneous requests for identification  
 confirmation received from at least one of the remote 10  
 terminals;  
 recalling and downloading textual information and/or  
 image data satisfying the criteria specified in the  
 requests from the at least one of the remote terminals to  
 the requesting terminal for review, wherein the step of 15  
 recalling includes the individual to be identified not  
 being physically present at the remote terminal and  
 using a communications channel to contact the remote  
 terminal for identification confirmation, and the step of  
 downloading includes downloading the graphical image  
 of the unique object; and

**14**

comparing the textual information and image data down-  
 loaded at the requesting terminal with a product, service  
 or individual to be identified, wherein the step of com-  
 paring includes the individual satisfactorily describing  
 the unique object, wherein the step of associating  
 includes assigning at least one unique identification  
 number to the image data of an item to be identified and  
 securely storing the identification number in the central  
 server computer.

**25.** The method as claimed in claim **24**, wherein  
 the step of separately storing textual information and  
 image data includes assigning the individual a unique  
 alphanumeric password, and  
 the step of comparing includes the individual satisfactorily  
 providing the alphanumeric password.

\* \* \* \* \*