



US 20080280886A1

(19) **United States**(12) **Patent Application Publication**
Gant et al.(10) **Pub. No.: US 2008/0280886 A1**(43) **Pub. Date: Nov. 13, 2008**(54) **SUBSTITUTED UREAS**(75) Inventors: **Thomas G. Gant**, Carlsbad, CA
(US); **Sepehr Sarshar**, Cardiff by
the Sea, CA (US)

Correspondence Address:

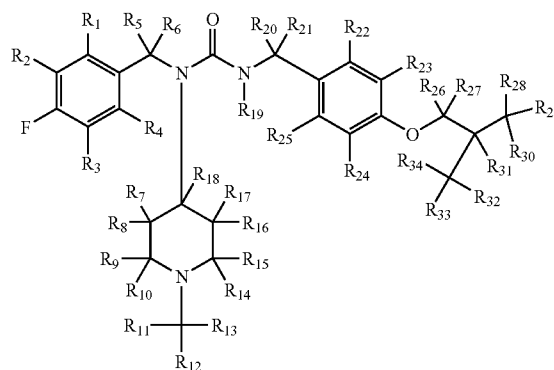
GLOBAL PATENT GROUP - APX**Ms. LaVern Hall****10411 Clayton Road, Suite 304****ST. LOUIS, MO 63131 (US)**(73) Assignee: **AUSPEX**
PHARMACEUTICALS, INC.,
Vista, CA (US)(21) Appl. No.: **12/117,043**(22) Filed: **May 8, 2008****Related U.S. Application Data**(60) Provisional application No. 60/928,342, filed on May
8, 2007.**Publication Classification**(51) **Int. Cl.****A61K 31/5415** (2006.01)
C07D 295/00 (2006.01)
A61K 31/496 (2006.01)
A61K 31/517 (2006.01)
A61P 25/00 (2006.01)
A61P 9/00 (2006.01)**A61K 31/435** (2006.01)**A61K 31/551** (2006.01)**A61K 31/445** (2006.01)(52) **U.S. Cl. 514/220**; 546/244; 514/329; 514/226.2;
514/225.8; 514/225.5; 514/253.06; 514/254.02;
514/259.5; 514/294

(57)

ABSTRACT

Disclosed herein are urea-based 5-HT receptor modulators, pharmaceutically acceptable salts and prodrugs thereof, the chemical synthesis thereof, and medical use of such compounds for the treatment and/or management of 5-HT receptor-mediated disorders.

Formula I



SUBSTITUTED UREAS

[0001] This application claims the benefit of priority of U.S. provisional application No. 60/928,342, filed May 8, 2007, the disclosure of which is hereby incorporated by reference as if written herein in its entirety.

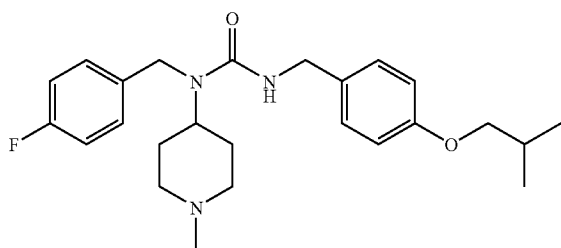
FIELD

[0002] The present invention is directed to urea-based 5-HT receptor modulators, pharmaceutically acceptable salts and prodrugs thereof, the chemical synthesis thereof, and medical use of such compounds for the treatment and/or management of 5-HT receptor-mediated disorders.

BACKGROUND

[0003] Pimavanserin (ACP-103), 1-(4-fluoro-benzyl)-3-(4-isobutoxy-benzyl)-1-(1-methyl-piperidin-4-yl)-urea, is an orally administered putative inverse agonist of the 5-HT_{2A} receptor. It has shown promise as cotherapy in many disease states, including psychoses where pimavanserin alleviates many of the adverse events associated with commonly-utilized anti-psychotic medications. It may also possess antipsychotic and other palliative properties as a monotherapy. Pimavanserin has been shown to potentiate dopamine release when combined with haloperidol, attenuate hyperactivity induced by non-competitive N-methyl-D-aspartate (NMDA) receptor antagonist MK-801 (dozocilpine), and to reduce (\pm)-2,5-dimethoxy-4-iodoamphetamine hydrochloride (DOI)-induced head twitches in rodent (Li et al., *Psychopharmacology* 2005, 183, 144-153; Vanover et al., *The Journal of Pharmacology and Experimental Therapeutics* 2006, 317(2), 910-918.).

Pimavanserin



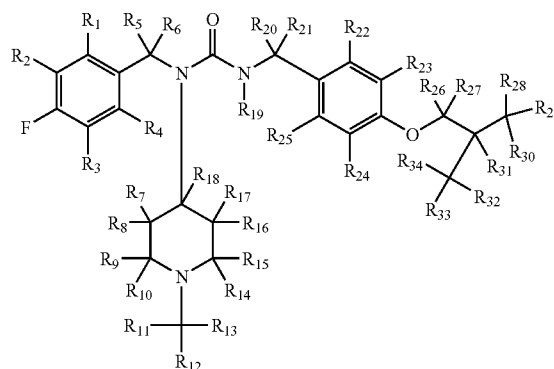
[0004] The pimavanserin chemical structure contains a number of moieties that may produce inactive and/or toxic metabolites, the formation of which can be prevented or diminished by the approach described herein. For example, the isobutyl moiety is subject to enzymatic oxidation of the C—H bonds alpha to the oxygen atom. The resultant metabolite may decompose to give the phenol, possibly undergoing a further transformation to form a reactive quinone methide. Quinone methides may be expected to produce hepato- and other toxicities. The two distinct benzylic positions are susceptible to enzymatic oxidation and such oxidation can shorten the half-life and produce metabolites with as-yet-unknown pharmacology/toxicology. The C—H bonds alpha to the piperidinyl ring nitrogen and the pendent methyl group are also highly susceptible to oxidation, whether by P₄₅₀ enzymes or other oxidative processes. All of these transfor-

mations, among other potential transformations, can occur through polymorphically-expressed enzymes thus exacerbating the interpatient variability for such a compound. Further, it is quite typical for antipsychotic medicines to produce highly undesirable withdrawal effects upon discontinuation, thus supporting the likelihood that a longer half-life medicine will diminish these problems. Therefore, there is a need for improved 5-HT_{2A} and/or 5-HT_{2C} modulators such as pimavanserin.

SUMMARY OF THE INVENTION

[0005] Disclosed herein is a compound having structural Formula I:

(I)



or a pharmaceutically acceptable salt, solvate, or prodrug thereof, wherein:

[0006] R₁, R₂, R₃, R₄, R₅, R₆, R₇, R₈, R₉, R₁₀, R₁₁, R₁₂, R₁₃, R₁₄, R₁₅, R₁₆, R₁₇, R₁₈, R₁₉, R₂₀, R₂₁, R₂₂, R₂₃, R₂₄, R₂₅, R₂₆, R₂₇, R₂₈, R₂₉, R₃₀, R₃₁, R₃₂, R₃₃, and R₃₄ are independently selected from the group consisting of hydrogen and deuterium; and

[0007] at least one of R₁, R₂, R₃, R₄, R₅, R₆, R₇, R₈, R₉, R₁₀, R₁₁, R₁₂, R₁₃, R₁₄, R₁₅, R₁₆, R₁₇, R₁₈, R₁₉, R₂₀, R₂₁, R₂₂, R₂₃, R₂₄, R₂₅, R₂₆, R₂₇, R₂₈, R₂₉, R₃₀, R₃₁, R₃₂, R₃₃, and R₃₄ is deuterium.

[0008] Further disclosed herein is a method for treating, preventing, or ameliorating one or more symptoms of a 5-HT-mediated disorder which comprises administering to a subject a therapeutically effective amount of at least one compound as disclosed herein or a pharmaceutically acceptable salt, solvate, or prodrug thereof.

[0009] Additionally disclosed herein is a method for treating, preventing, or ameliorating one or more symptoms of psychosis, schizophrenia, schizoaffective disorders, psychotic depression, affective disorders, dementia, anxiety, sleep disorders, appetite disorders, bipolar disorders, restless leg syndrome, social anxiety disorders, dysthymia, psychosis secondary to hypertension, migraine, vasospasm, ischemia, motor tics, tremor, psychomotor slowing, bradykinesia, neuropathic pain, Parkinson's disease, Huntington's disease, Alzheimer's disease, spinocerebellar atrophy, Tourette's Syndrome, Friedrich's Ataxia, Machado-Joseph's disease, Lewy Body dementia, dystonia, progressive supranuclear palsy, frontotemporal dementia, dyskinesia, dystonia, myoclonus, tremor associated with dopamine modulation therapy, thrombotic conditions associated with myocardial infarction,

thrombotic or ischemic stroke, idiopathic and thrombotic thrombocytopenic purpura, peripheral vascular disease, and/or Raynaud's disease.

[0010] Also disclosed herein are articles of manufacture and kits containing compounds as disclosed herein. By way of example only a kit or article of manufacture can include a container (such as a bottle) with a desired amount of at least one compound (or pharmaceutical composition of a compound) as disclosed herein. Further, such a kit or article of manufacture can further include instructions for using said compound (or pharmaceutical composition of a compound) disclosed herein. The instructions can be attached to the container, or can be included in a package (such as a box or a plastic or foil bag) holding the container.

[0011] In another aspect is the use of a compound as disclosed herein in the manufacture of a medicament for treating a disorder in a subject, by modulating 5-HT receptors.

[0012] In another aspect are processes for preparing a compound as disclosed herein as a 5-HT receptor modulator, or other pharmaceutically acceptable derivatives such as pro-drug derivatives, or individual isomers and mixture of isomers or enantiomers thereof.

[0013] Also disclosed herein are processes for formulating pharmaceutical compositions with a compound disclosed herein.

[0014] In further embodiments, said pharmaceutical composition comprises a compound disclosed herein and one or more pharmaceutically acceptable carriers.

[0015] In yet further embodiments said pharmaceutical compositions further comprise another therapeutic agent.

[0016] In other embodiments said therapeutic agent is selected from the group consisting of antipsychotic medications, NMDA-receptor modulator, 5-HT receptor modulators, endothelin converting enzyme (ECE) inhibitors, thromboxane enzyme antagonists, potassium channel openers, thrombin inhibitors, growth factor inhibitors, platelet activating factor (PAF) antagonists, anti-platelet agents, Factor VIIa Inhibitors, Factor Xa Inhibitors, renin inhibitors, neutral endopeptidase (NEP) inhibitors, vasopepsidase inhibitors, HMG CoA reductase inhibitors, squalene synthetase inhibitors, fibrates, bile acid sequestrants, anti-atherosclerotic agents, MTP Inhibitors, calcium channel blockers, potassium channel activators, alpha-PDE5 agents, beta-PDE5 agents, antiarrhythmic agents, diuretics, anti-diabetic agents, PPAR-gamma agonists, mineralocorticoid enzyme antagonists, aP2 inhibitors, protein tyrosine kinase inhibitors, antiinflammatories, antiproliferatives, chemotherapeutic agents, immunosuppressants, anticancer agents, cytotoxic agents, antimetabolites, farnesyl-protein transferase inhibitors, hormonal agents, microtubule-disruptor agents, microtubule-stabilizing agents, topoisomerase inhibitors, prenyl-protein transferase inhibitors, cyclosporins, TNF-alpha inhibitors, cyclooxygenase-2 (COX-2) inhibitors, gold compounds, and platinum coordination complexes.

[0017] In yet further embodiments said antipsychotic medication is selected from the group consisting of chlorpromazine, fluphenazine, perphenazine, prochlorperazine, thioridazine, trifluoperazine, haloperidol, haloperidol decanoate, droperidol, pimozide, amisulpride, aripiprazole, bifeprunox, clozapine, melperone, norclozapine, olanzapine, risperidone, paliperidone, quetiapine, symbyax, tetrabenazine, and ziprazidone.

[0018] In yet further embodiments said NMDA-receptor modulator is selected from the group consisting of ketamine, phencyclidine, amantadine, ibogaine, memantine, nitrous oxide, and dextromethorphan.

[0019] In yet further embodiments said 5-HT receptor modulator is selected from the group consisting of agomelatine, alpha-methyl-5-HT, DOI, cyproheptadine, ketanserin, lysergic acid diethylamide, mesulergine, mirtazapine, nefazodone, pizotifen, and trazodone.

[0020] In other embodiments said compound has at least one of the following properties:

[0021] a) decreased inter-individual variation in plasma levels of said compound or a metabolite thereof as compared to the non-isotopically enriched compound;

[0022] b) increased average plasma levels of said compound per dosage unit thereof as compared to the non-isotopically enriched compound;

[0023] c) decreased average plasma levels of at least one metabolite of said compound per dosage unit thereof as compared to the non-isotopically enriched compound;

[0024] d) increased average plasma levels of at least one metabolite of said compound per dosage unit thereof as compared to the non-isotopically enriched compound; and

[0025] e) an improved clinical effect during the treatment in said subject per dosage unit thereof as compared to the non-isotopically enriched compound.

[0026] In yet further embodiments said compound has at least two of the following properties:

[0027] a) decreased inter-individual variation in plasma levels of said compound or a metabolite thereof as compared to the non-isotopically enriched compound;

[0028] b) increased average plasma levels of said compound per dosage unit thereof as compared to the non-isotopically enriched compound;

[0029] c) decreased average plasma levels of at least one metabolite of said compound per dosage unit thereof as compared to the non-isotopically enriched compound;

[0030] d) increased average plasma levels of at least one metabolite of said compound per dosage unit thereof as compared to the non-isotopically enriched compound; and

[0031] e) an improved clinical effect during the treatment in said subject per dosage unit thereof as compared to the non-isotopically enriched compound.

[0032] In certain embodiments said compound has a decreased metabolism by at least one polymorphically-expressed cytochrome P₄₅₀ isoform in said subject per dosage unit thereof as compared to the non-isotopically enriched compound.

[0033] In other embodiments said cytochrome P₄₅₀ isoform is selected from the group consisting of CYP2C8, CYP2C9, CYP2C19, and CYP2D6.

[0034] In yet further embodiments said compound is characterized by decreased inhibition of at least one cytochrome P₄₅₀ or monoamine oxidase isoform in said subject per dosage unit thereof as compared to the non-isotopically enriched compound.

[0035] In certain embodiments said cytochrome P₄₅₀ or monoamine oxidase isoform is selected from the group consisting of CYP1A1, CYP1A2, CYP1B1, CYP2A6, CYP2A13, CYP2B6, CYP2C8, CYP2C9, CYP2C18, CYP2C19, CYP2D6, CYP2E1, CYP2G1, CYP2J2, CYP2R1, CYP2S1, CYP3A4, CYP3A5, CYP3A5P1,

CYP3A5P2, CYP3A7, CYP4A11, CYP4B1, CYP4F2, CYP4F3, CYP4F8, CYP4F11, CYP4F12, CYP4X1, CYP4Z1, CYP5A1, CYP7A1, CYP7B1, CYP8A1, CYP8B1, CYP11A1, CYP11B1, CYP11B2, CYP17, CYP19, CYP21, CYP24, CYP26A1, CYP26B1, CYP27A1, CYP27B1, CYP39, CYP46, CYP51, MAOA, and MAOB.

[0036] In other embodiments said method affects the treatment of the disorder while reducing or eliminating a deleterious change in a diagnostic hepatobiliary function endpoint, as compared to the corresponding non-isotopically enriched compound.

[0037] In yet further embodiments said diagnostic hepatobiliary function endpoint is selected from the group consisting of alanine aminotransferase ("ALT"), serum glutamic-pyruvic transaminase ("SGPT"), aspartate aminotransferase ("AST," "SGOT"), ALT/AST ratios, serum aldolase, alkaline phosphatase ("ALP"), ammonia levels, bilirubin, gamma-glutamyl transpeptidase ("GGTP," "γ-GTP," "GGT"), leucine aminopeptidase ("LAP"), liver biopsy, liver ultrasonography, liver nuclear scan, 5'-nucleotidase, and blood protein.

INCORPORATION BY REFERENCE

[0038] All publications and references cited herein, including those in the background section, are expressly incorporated herein by reference in their entirety. However, with respect to any similar or identical terms found in both the incorporated publications or references and those expressly put forth or defined in this document, then those terms definitions or meanings expressly put forth in this document shall control in all respects.

DETAILED DESCRIPTION

[0039] To facilitate understanding of the disclosure set forth herein, a number of terms are defined below. Generally, the nomenclature used herein and the laboratory procedures in organic chemistry, medicinal chemistry, and pharmacology described herein are those well known and commonly employed in the art. Unless defined otherwise, all technical and scientific terms used herein generally have the same meaning as commonly understood in the art to which this disclosure belongs. In the event that there is a plurality of definitions for a term used herein, those in this section prevail unless stated otherwise.

[0040] As used herein, the singular forms "a," "an," and "the" may refer to plural articles unless specifically stated otherwise.

[0041] The term "subject" refers to an animal, including, but not limited to, a primate (e.g., human monkey, chimpanzee, gorilla, and the like), rodents (e.g., rats, mice, gerbils, hamsters, ferrets, and the like), lagomorphs, swine (e.g., pig, miniature pig), equine, canine, feline, and the like. The terms "subject" and "patient" are used interchangeably herein in reference, for example, to a mammalian subject, such as a human patient.

[0042] The terms "treat," "treating," and "treatment" are meant to include alleviating or abrogating a disorder; or alleviating or abrogating one or more of the symptoms associated with the disorder; and/or alleviating or eradicating the cause(s) of the disorder itself.

[0043] The terms "prevent," "preventing," and "prevention" refer to a method of delaying or precluding the onset of a disorder; delaying or precluding its attendant symptoms;

barring a subject from acquiring a disorder; and/or reducing a subject's risk of acquiring a disorder.

[0044] The term "therapeutically effective amount" refers to the amount of a compound that, when administered, is sufficient to prevent development of, or alleviate to some extent, one or more of the symptoms of the disorder being treated. The term "therapeutically effective amount" also refers to the amount of a compound that is sufficient to elicit the biological or medical response of a cell, tissue, system, animal, or human that is being sought by a researcher, veterinarian, medical doctor, or clinician.

[0045] The term "pharmaceutically acceptable carrier," "pharmaceutically acceptable excipient," "physiologically acceptable carrier," or "physiologically acceptable excipient" refers to a pharmaceutically-acceptable material, composition, or vehicle, such as a liquid or solid filler, diluent, excipient, solvent, or encapsulating material. Each component must be "pharmaceutically acceptable" in the sense of being compatible with the other ingredients of a pharmaceutical formulation. It must also be suitable for use in contact with the tissue or organ of humans and animals without excessive toxicity, irritation, allergic response, immunogenicity, or other problems or complications, commensurate with a reasonable benefit/risk ratio. See, *Remington: The Science and Practice of Pharmacy*, 21st Edition; Lippincott Williams & Wilkins: Philadelphia, Pa., 2005; *Handbook of Pharmaceutical Excipients*, 5th Edition; Rowe et al., Eds., The Pharmaceutical Press and the American Pharmaceutical Association: 2005; and *Handbook of Pharmaceutical Additives*, 3rd Edition; Ash and Ash Eds., Gower Publishing Company: 2007; *Pharmaceutical Preformulation and Formulation*, Gibson Ed., CRC Press LLC: Boca Raton, Fla., 2004).

[0046] The term "deuterium enrichment" refers to the percentage of incorporation of deuterium at a given position in a molecule in the place of hydrogen. For example, deuterium enrichment of 1% at a given position means that 1% of molecules in a given sample contain deuterium at the specified position. Because the naturally occurring distribution of deuterium is about 0.0156%, deuterium enrichment at any position in a compound synthesized using non-enriched starting materials is about 0.0156%. The deuterium enrichment can be determined using conventional analytical methods, such as mass spectrometry and nuclear magnetic resonance spectroscopy.

[0047] The term "is/are deuterium," when used to describe a given position in a molecule such as R₁, R₂, R₃, R₄, R₅, R₆, R₇, R₈, R₉, R₁₀, R₁₁, R₁₂, R₁₃, R₁₄, R₁₅, R₁₆, R₁₇, R₁₈, R₁₉, R₂₀, R₂₁, R₂₂, R₂₃, R₂₄, R₂₅, R₂₆, R₂₇, R₂₈, R₂₉, R₃₀, R₃₁, R₃₂, R₃₃, and R₃₄ or the symbol "D," when used to represent a given position in a drawing of a molecular structure, means that the specified position is enriched with deuterium above the naturally occurring distribution of deuterium. In an embodiment deuterium enrichment is of no less than about 1%, in another no less than about 5%, in another no less than about 10%, in another no less than about 20%, in another no less than about 50%, in another no less than about 70%, in another no less than about 80%, in another no less than about 90%, or in another no less than about 98% of deuterium at the specified position.

[0048] The term "isotopic enrichment" refers to the percentage of incorporation of a less prevalent isotope of an element at a given position in a molecule in the place of the more prevalent isotope of the element.

[0049] The term “non-isotopically enriched” refers to a molecule in which the percentages of the various isotopes are substantially the same as the naturally occurring percentages.

[0050] The terms “substantially pure” and “substantially homogeneous” mean sufficiently homogeneous to appear free of readily detectable impurities as determined by standard analytical methods, including, but not limited to, thin layer chromatography (TLC), gel electrophoresis, high performance liquid chromatography (HPLC), nuclear magnetic resonance (NMR), and mass spectrometry (MS); or sufficiently pure such that further purification would not detectably alter the physical and chemical properties, or biological and pharmacological properties, such as enzymatic and biological activities, of the substance. In certain embodiments, “substantially pure” or “substantially homogeneous” refers to a collection of molecules, wherein at least about 50%, at least about 70%, at least about 80%, at least about 90%, at least about 95%, at least about 98%, at least about 99%, or at least about 99.5% of the molecules are a single compound, including a racemic mixture or single stereoisomer thereof, as determined by standard analytical methods.

[0051] The term “about” or “approximately” means an acceptable error for a particular value, which depends in part on how the value is measured or determined. In certain embodiments, “about” can mean 1 or more standard deviations.

[0052] The terms “active ingredient” and “active substance” refer to a compound, which is administered, alone or in combination with one or more pharmaceutically acceptable excipients and/or carriers, to a subject for treating, preventing, or ameliorating one or more symptoms of a disorder.

[0053] The terms “drug,” “therapeutic agent,” and “chemotherapeutic agent” refer to a compound, or a pharmaceutical composition thereof, which is administered to a subject for treating, preventing, or ameliorating one or more symptoms of a disorder.

[0054] The term “disorder” as used herein is intended to be generally synonymous, and is used interchangeably with, the terms “disease,” “syndrome” and “condition” (as in medical condition), in that all reflect an abnormal condition of the body or of one of its parts that impairs normal functioning and is typically manifested by distinguishing signs and symptoms.

[0055] The term “release controlling excipient” refers to an excipient whose primary function is to modify the duration or place of release of the active substance from a dosage form as compared with a conventional immediate release dosage form.

[0056] The term “nonrelease controlling excipient” refers to an excipient whose primary function do not include modifying the duration or place of release of the active substance from a dosage form as compared with a conventional immediate release dosage form.

[0057] The term “5-HT receptor” refers to the receptors for the neurotransmitter and peripheral signal mediator serotonin, also known as 5-hydroxytryptamine or 5-HT. 5-HT receptors are located on the cell membrane of nerve cells and other cell types including smooth muscle in animals, and mediate the effects of serotonin (the endogenous ligand) as well as a broad range of pharmaceutical and hallucinogenic drugs. 5-HT receptors affect the release and activity of other neurotransmitters such as glutamate, dopamine and GABA. The term “5-HT receptor” refers to all the various subtypes of the 5-HT receptor. For example, 5-HT receptors include the 5-HT_{2A} receptor and the 5-HT_{2C} receptor. 5-HT_{2C} receptors may control intracellular levels of inositol triphosphate (IP₃)

and/or diacylglycerol (DAG). The 5-HT_{2C} receptor was formerly called the “5-HT_{1C} receptor” in some previous publications.

[0058] The term “dopamine receptor” refers to a class of G-protein coupled receptors, including dopamine D2 receptor, which facilitates neuroendocrine signaling through the control of dopamine levels in and around synaptic junctions and other intra- and inter-cellular spaces, membranes and organelles.

[0059] The terms “5-HT receptor-mediated disorder” refers to a condition, disorder, or disease that is characterized by abnormal dopamine and/or 5-HT_{2A}- and/or 5-HT_{2C}-receptor activity, or normal dopamine and/or 5-HT_{2A}- and/or 5-HT_{2C}-receptor activity that, when that activity is modified, leads to the amelioration of other abnormal biological processes. A dopamine and/or 5-HT_{2A}- and/or 5-HT_{2C}-receptor-mediated condition, disorder, or disease may be completely or partially mediated by the dopamine and/or 5-HT_{2A}- and/or 5-HT_{2C}-receptor. In particular, a dopamine and/or 5-HT_{2A}- and/or 5-HT_{2C}-receptor-mediated condition, disorder, or disease is one in which modulation of the dopamine and/or 5-HT_{2A}- and/or 5-HT_{2C}-receptor activity results in some effect on the underlying condition, disorder, or disease, e.g., a dopamine and/or 5-HT_{2A}- and/or 5-HT_{2C}-receptor modulator results in some improvement in at least some of the patients being treated.

[0060] The term “5-HT receptor modulator” or “modulation of 5-HT receptors” refers to the ability of a compound disclosed herein to alter the function of a 5-HT receptor. A modulator may activate the activity of a 5-HT receptor, may activate or inhibit the activity of a 5-HT receptor depending on the concentration of the compound exposed to the 5-HT receptor, or may inhibit the activity of a 5-HT receptor. Such activation or inhibition may be contingent on the occurrence of a specific event, such as activation of a signal transduction pathway, and/or may be manifest only in particular cell types. The term “5-HT receptor modulator” or “modulation of 5-HT receptors” also refers to altering the function of a 5-HT receptor by increasing or decreasing the probability that a complex forms between a 5-HT receptor and a natural binding partner. A 5-HT receptor modulator may increase the probability that such a complex forms between the 5-HT receptor and the natural binding partner, may increase or decrease the probability that a complex forms between the 5-HT receptor and the natural binding partner depending on the concentration of the compound exposed to the 5-HT receptor, and or may decrease the probability that a complex forms between the 5-HT receptor and the natural binding partner. In some embodiments, modulation of the 5-HT receptor may be assessed using Receptor Selection and Amplification Technology (R-SAT) as described in U.S. Pat. No. 5,707,798, the disclosure of which is incorporated herein by reference in its entirety.

[0061] The term “dopamine receptor modulator” or “modulation of dopamine receptors” refers to the ability of a compound disclosed herein to alter the function of a dopamine receptor. A modulator may activate the activity of a dopamine receptor, may activate or inhibit the activity of a dopamine receptor depending on the concentration of the compound exposed to the dopamine receptor, or may inhibit the activity of a dopamine receptor. Such activation or inhibition may be contingent on the occurrence of a specific event, such as activation of a signal transduction pathway, and/or may be manifest only in particular cell types. The term “dopamine receptor modulator” or “modulation of dopamine receptors” also refers to altering the function of a dopamine receptor by increasing or decreasing the probability that a

complex forms between a dopamine receptor and a natural binding partner. A dopamine receptor modulator may increase the probability that such a complex forms between the dopamine receptor and the natural binding partner, may increase or decrease the probability that a complex forms between the 5 dopamine receptor and the natural binding partner depending on the concentration of the compound exposed to the dopamine receptor, and or may decrease the probability that a complex forms between the dopamine receptor and the natural binding partner. In some embodiments, modulation of the dopamine receptor may be assessed using Receptor Selection and Amplification Technology (R-SAT) as described in U.S. Pat. No. 5,707,798, the disclosure of which is incorporated herein by reference in its entirety.

[0062] The term “protecting group” or “removable protecting group” refers to a group which, when bound to a functionality, such as the oxygen atom of a hydroxyl or carboxyl group, or the nitrogen atom of an amino group, prevents reactions from occurring at that functional group, and which can be removed by a conventional chemical or enzymatic step to reestablish the functional group (Greene and Wuts, *Protective Groups in Organic Synthesis*, 3rd Ed., John Wiley & Sons, New York, N.Y., 1999).

[0063] The term “catalyst” refers to a substance, which increases the rate of a chemical reaction, which itself is not consumed in an overall chemical or biological reaction. More generally, one may at times call anything that accelerates a process, a “catalyst” (From the Greek καταλύειν, meaning to annul or to untie or to pick up). A “catalyst” does not allow for a reaction to take place, but it provides an alternative route to products, the catalytic route being subject to lower activation energy than in the uncatalyzed reaction. A lowered activation energy increases the reaction rate. Catalysts generally change in the course of a reaction but are regenerated.

Deuterium Kinetic Isotope Effect

[0064] In an attempt to eliminate foreign substances, such as therapeutic agents, from its circulation system, the animal body expresses various enzymes, such as the cytochrome P₄₅₀ enzymes or CYPs, esterases, proteases, reductases, dehydrogenases, and monoamine oxidases, to react with and convert these foreign substances to more polar intermediates or metabolites for renal excretion. Some of the most common metabolic reactions of pharmaceutical compounds involve the oxidation of a carbon-hydrogen (C—H) bond to either a carbon-oxygen (C—O) or carbon-carbon (C—C) π -bond. The resultant metabolites may be stable or unstable under physiological conditions, and can have substantially different pharmacokinetic, pharmacodynamic, and acute and long-term toxicity profiles relative to the parent compounds. For most drugs, such oxidations are generally rapid and ultimately lead to administration of multiple or high daily doses.

[0065] The relationship between the activation energy and the rate of reaction may be quantified by the Arrhenius equation, $k = Ae^{-E_{act}/RT}$, where E_{act} is the activation energy, T is temperature, R is the molar gas constant, k is the rate constant for the reaction, and A (the frequency factor) is a constant specific to each reaction that depends on the probability that the molecules will collide with the correct orientation. The Arrhenius equation states that the fraction of molecules that have enough energy to overcome an energy barrier, that is, those with energy at least equal to the activation energy, depends exponentially on the ratio of the activation energy to thermal energy (RT), the average amount of thermal energy that molecules possess at a certain temperature.

[0066] The transition state in a reaction is a short lived state (on the order of 10^{-14} sec) along the reaction pathway during which the original bonds have stretched to their limit. By definition, the activation energy E_{act} for a reaction is the energy required to reach the transition state of that reaction. Reactions that involve multiple steps will necessarily have a number of transition states, and in these instances, the activation energy for the reaction is equal to the energy difference between the reactants and the most unstable transition state. Once the transition state is reached, the molecules can either revert, thus reforming the original reactants, or the new bonds form giving rise to the products. This dichotomy is possible because both pathways, forward and reverse, result in the release of energy. A catalyst facilitates a reaction process by lowering the activation energy leading to a transition state. Enzymes are examples of biological catalysts that reduce the energy necessary to achieve a particular transition state.

[0067] A carbon-hydrogen bond is by nature a covalent chemical bond. Such a bond forms when two atoms of similar electronegativity share some of their valence electrons, thereby creating a force that holds the atoms together. This force or bond strength can be quantified and is expressed in units of energy, and as such, covalent bonds between various atoms can be classified according to how much energy must be applied to the bond in order to break the bond or separate the two atoms.

[0068] The bond strength is directly proportional to the absolute value of the ground-state vibrational energy of the bond. This vibrational energy, which is also known as the zero-point vibrational energy, depends on the mass of the atoms that form the bond. The absolute value of the zero-point vibrational energy increases as the mass of one or both of the atoms making the bond increases. Since deuterium (D) is two-fold more massive than hydrogen (H), it follows that a C-D bond is stronger than the corresponding C—H bond. Compounds with C-D bonds are frequently indefinitely stable in H₂O, and have been widely used for isotopic studies. If a C—H bond is broken during a rate-determining step in a chemical reaction (i.e. the step with the highest transition state energy), then substituting a deuterium for that hydrogen will cause a decrease in the reaction rate and the process will slow down. This phenomenon is known as the Deuterium Kinetic Isotope Effect (DKIE) and can range from about 1 (no isotope effect) to very large numbers, such as 50 or more, meaning that the reaction can be fifty, or more, times slower when deuterium is substituted for hydrogen. High DKIE values may be due in part to a phenomenon known as tunneling, which is a consequence of the uncertainty principle. Tunneling is ascribed to the small size of a hydrogen atom, and occurs because transition states involving a proton can sometimes form in the absence of the required activation energy. A deuterium is larger and statistically has a much lower probability of undergoing this phenomenon. Substitution of tritium for hydrogen results in yet a stronger bond than deuterium and gives numerically larger isotope effects.

[0069] Discovered in 1932 by Urey, deuterium (D) is a stable and non-radioactive isotope of hydrogen. It was the first isotope to be separated from its element in pure form and is twice as massive as hydrogen, and makes up about 0.02% of the total mass of hydrogen (in this usage meaning all hydrogen isotopes) on earth. When two deuteriums bond with one oxygen, deuterium oxide (D₂O or “heavy water”) is formed. D₂O looks and tastes like H₂O, but has different physical properties. It boils at 101.41° C. and freezes at 3.79° C. Its heat capacity, heat of fusion, heat of vaporization, and entropy are all higher than H₂O. It is also more viscous and is not as powerful a solvent as H₂O.

[0070] When pure D₂O is given to rodents, it is readily absorbed and reaches an equilibrium level that is usually about eighty percent of the concentration of what was consumed. The quantity of deuterium required to induce toxicity is extremely high. When 0% to as much as 15% of the body water has been replaced by D₂O, animals are healthy but are unable to gain weight as fast as the control (untreated) group. When about 15% to about 20% of the body water has been replaced with D₂O, the animals become excitable. When about 20% to about 25% of the body water has been replaced with D₂O, the animals are so excitable that they go into frequent convulsions when stimulated. Skin lesions, ulcers on the paws and muzzles, and necrosis of the tails appear. The animals also become very aggressive; males becoming almost unmanageable. When about 30% of the body water has been replaced with D₂O, the animals refuse to eat and become comatose. Their body weight drops sharply and their metabolic rates drop far below normal, with death occurring at about 30 to about 35% replacement with D₂O. The effects are reversible unless more than thirty percent of the previous body weight has been lost due to D₂O. Studies have also shown that the use of D₂O can delay the growth of cancer cells and enhance the cytotoxicity of certain antineoplastic agents.

[0071] Tritium (T) is a radioactive isotope of hydrogen, used in research, fusion reactors, neutron generators and radiopharmaceuticals. Mixing tritium with a phosphor provides a continuous light source, a technique that is commonly used in wristwatches, compasses, rifle sights and exit signs. It was discovered by Rutherford, Oliphant and Harteck in 1934, and is produced naturally in the upper atmosphere when cosmic rays react with H₂ molecules. Tritium is a hydrogen atom that has 2 neutrons in the nucleus and has an atomic weight close to 3. It occurs naturally in the environment in very low concentrations, most commonly found as T₂O, a colorless and odorless liquid. Tritium decays slowly (half-life=12.3 years) and emits a low energy beta particle that cannot penetrate the outer layer of human skin. Internal exposure is the main hazard associated with this isotope, yet it must be ingested in large amounts to pose a significant health risk. As compared with deuterium, a lesser amount of tritium must be consumed before it reaches a hazardous level.

[0072] Deuteration of pharmaceuticals to improve pharmacokinetics (PK), pharmacodynamics (PD), and toxicity profiles, has been demonstrated previously with some classes of drugs. For example, DKIE was used to decrease the hepatotoxicity of haloethane by presumably limiting the production of reactive species such as trifluoroacetyl chloride. However, this method may not be applicable to all drug classes. For example, deuterium incorporation can lead to metabolic switching which may even give rise to an oxidative intermediate with a faster off-rate from an activating Phase I enzyme (e.g., cytochrome P₄₅₀ 3A4). The concept of metabolic switching asserts that xenogens, when sequestered by Phase I enzymes, may bind transiently and re-bind in a variety of conformations prior to the chemical reaction (e.g., oxidation). This hypothesis is supported by the relatively vast size of binding pockets in many Phase I enzymes and the promiscuous nature of many metabolic reactions. Metabolic switching can potentially lead to different proportions of known metabolites as well as altogether new metabolites. This new metabolic profile may impart more or less toxicity. Such pitfalls are non-obvious and have not been heretofore sufficiently predictable a priori for any drug class.

Deuterated Urea Derivatives

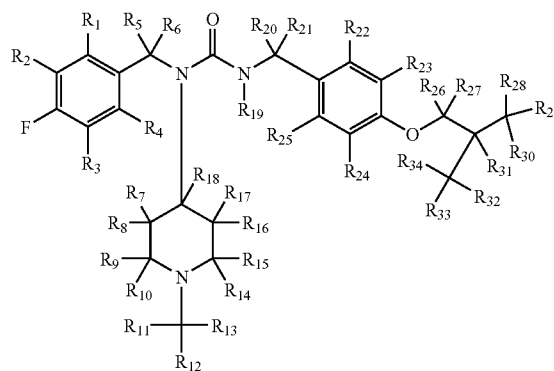
[0073] Pimavanserine is a substituted urea-based 5-HT_{2A} and 5-HT_{2C} modulator. The carbon-hydrogen bonds of pima-

vanserine contain a naturally occurring distribution of hydrogen isotopes, namely ¹H or protium (about 99.9844%), ²H or deuterium (about 0.0156%), and ³H or tritium (in the range between about 0.5 and 67 tritium atoms per 10¹⁸ protium atoms). Increased levels of deuterium incorporation may produce a detectable Kinetic Isotope Effect (KIE) that could affect the pharmacokinetic, pharmacologic and/or toxicologic profiles of such 5-HT_{2A}- and/or 5-HT_{2C}-receptor modulators in comparison with the compound having naturally occurring levels of deuterium.

[0074] Without being bound by any theory, some metabolites of pimavanserine in humans may result from, for example, oxidation of the C—H bonds alpha to the oxygen atom on the isobutyl moiety. The resultant metabolites may further break down to the phenol which is set up for further transformation to reactive quinone methides. Quinone methides may be expected to produce hepato- and other toxicities. The two distinct benzylic positions are susceptible to enzymatic oxidation and such oxidation can shorten the half-life and produce metabolites with as-yet-unknown pharmacology. The C—H bonds alpha to the piperidiny ring and pendent methyl group are also highly susceptible to oxidation, whether by P₄₅₀ enzymes or other oxidative processes. All of these transformations, among other potential transformations, can occur through polymorphically-expressed enzymes, thus exacerbating the interpatient variability for such a compound. Further, it is typical for antipsychotic medicines to produce highly undesirable withdrawal effects upon discontinuation, thus supporting the likelihood that a longer half-life medicine will diminish these problems. The toxicity and pharmacology of the resultant aforementioned metabolite/s are not known with certainty but oxidation of C—H may lead to the formation of reactive metabolites which can be toxic. Limiting the production of such metabolites has the potential to decrease the danger of the administration of such drugs and may even allow increased dosage and concomitant increased efficacy. Various deuteration patterns can be used to a) reduce or eliminate unwanted metabolites, b) increase the half-life of the parent drug, c) decrease the number of doses needed to achieve a desired effect, d) decrease the amount of a dose needed to achieve a desired effect, e) increase the formation of active metabolites, if any are formed, and/or f) decrease the production of deleterious metabolites in specific tissues and/or create a more effective drug and/or a safer drug for polypharmacy, whether the polypharmacy be intentional or not. Therefore, there is a need for improved 5-HT_{2A} and/or 5-HT_{2C} modulators, such as pimavanserine. The deuteration approach has strong potential to slow the metabolism via various oxidative mechanisms.

[0075] In one embodiment, disclosed herein is a compound having structural Formula I:

(I)



or a pharmaceutically acceptable salt, solvate, or prodrug thereof, wherein:

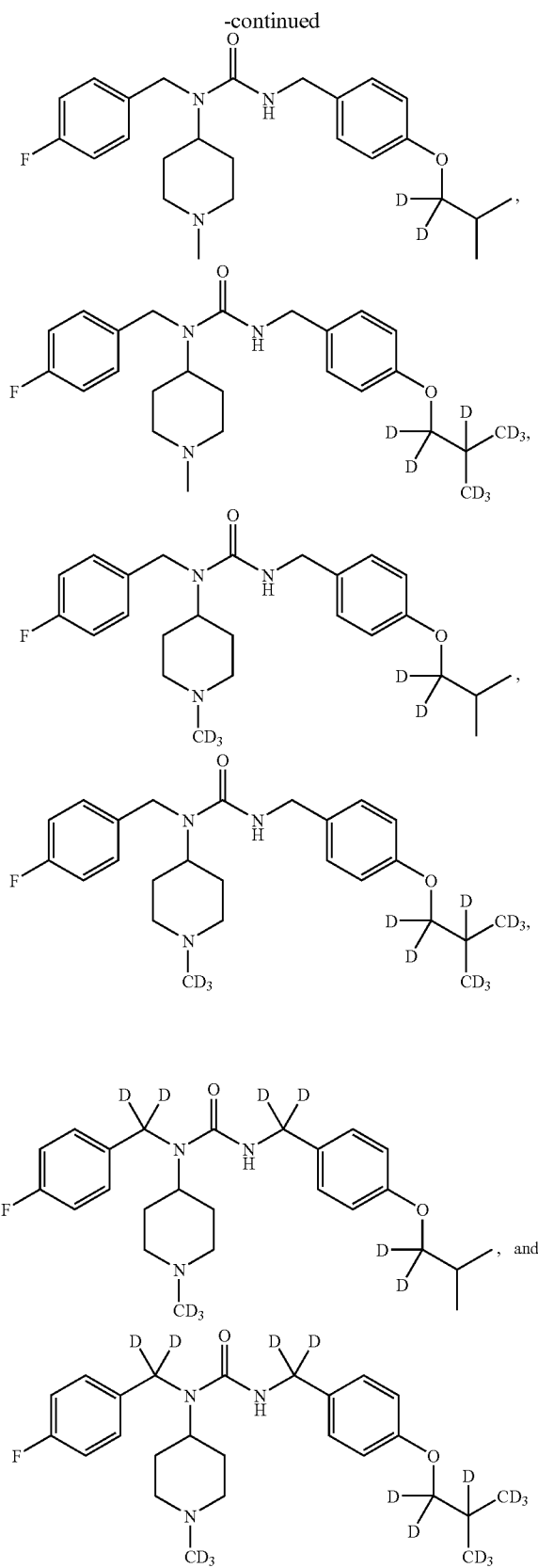
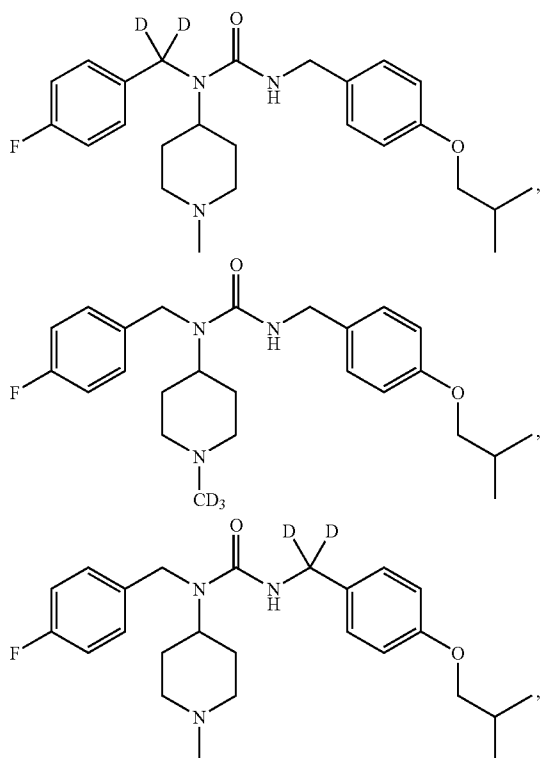
[0076] $R_1, R_2, R_3, R_4, R_5, R_6, R_7, R_8, R_9, R_{10}, R_{11}, R_{12}, R_{13}, R_{14}, R_{15}, R_{16}, R_{17}, R_{18}, R_{19}, R_{20}, R_{21}, R_{22}, R_{23}, R_{24}, R_{25}, R_{26}, R_{27}, R_{28}, R_{29}, R_{30}, R_{31}, R_{32}, R_{33},$ and R_{34} are independently selected from the group consisting of hydrogen and deuterium; and

[0077] at least one of $R_1, R_2, R_3, R_4, R_5, R_6, R_7, R_8, R_9, R_{10}, R_{11}, R_{12}, R_{13}, R_{14}, R_{15}, R_{16}, R_{17}, R_{18}, R_{19}, R_{20}, R_{21}, R_{22}, R_{23}, R_{24}, R_{25}, R_{26}, R_{27}, R_{28}, R_{29}, R_{30}, R_{31}, R_{32}, R_{33},$ and R_{34} is deuterium.

[0078] In another embodiment, at least one of $R_1, R_2, R_3, R_4, R_5, R_6, R_7, R_8, R_9, R_{10}, R_{11}, R_{12}, R_{13}, R_{14}, R_{15}, R_{16}, R_{17}, R_{18}, R_{19}, R_{20}, R_{21}, R_{22}, R_{23}, R_{24}, R_{25}, R_{26}, R_{27}, R_{28}, R_{29}, R_{30}, R_{31}, R_{32}, R_{33},$ and R_{34} independently has deuterium enrichment of no less than about 1%, no less than about 5%, no less than about 10%, no less than about 20%, no less than about 50%, no less than about 70%, no less than about 80%, no less than about 90%, or no less than about 98%.

[0079] In a further embodiment, said compound is substantially a single enantiomer, a mixture of about 90% or more by weight of the (–)-enantiomer and about 10% or less by weight of the (+)-enantiomer, a mixture of about 90% or more by weight of the (+)-enantiomer and about 10% or less by weight of the (–)-enantiomer, substantially an individual diastereomer, or a mixture of about 90% or more by weight of an individual diastereomer and about 10% or less by weight of any other diastereomer.

[0080] In yet another embodiment, the compound as disclosed herein is selected from the group consisting of:



or a pharmaceutically acceptable salt, solvate, or prodrug thereof.

[0081] In another embodiment, at least one of the positions represented as D independently has deuterium enrichment of no less than about 1%, no less than about 5%, no less than about 10%, no less than about 20%, no less than about 50%, no less than about 70%, no less than about 80%, no less than about 90%, or no less than about 98%.

[0082] In certain embodiments, the compound as disclosed herein contains about 60% or more by weight of the (–)-enantiomer of the compound and about 40% or less by weight of (+)-enantiomer of the compound. In certain embodiments, the compound as disclosed herein contains about 70% or more by weight of the (–)-enantiomer of the compound and about 30% or less by weight of (+)-enantiomer of the compound. In certain embodiments, the compound as disclosed herein contains about 80% or more by weight of the (–)-enantiomer of the compound and about 20% or less by weight of (+)-enantiomer of the compound. In certain embodiments, the compound as disclosed herein contains about 90% or more by weight of the (–)-enantiomer of the compound and about 10% or less by weight of the (+)-enantiomer of the compound. In certain embodiments, the compound as disclosed herein contains about 95% or more by weight of the (–)-enantiomer of the compound and about 5% or less by weight of (+)-enantiomer of the compound. In certain embodiments, the compound as disclosed herein contains about 99% or more by weight of the (–)-enantiomer of the compound and about 1% or less by weight of (+)-enantiomer of the compound.

[0083] In certain embodiments, the compound as disclosed herein contains about 60% or more by weight of the (+)-enantiomer of the compound and about 40% or less by weight of (–)-enantiomer of the compound. In certain embodiments, the compound as disclosed herein contains about 70% or more by weight of the (+)-enantiomer of the compound and about 30% or less by weight of (–)-enantiomer of the compound. In certain embodiments, the compound as disclosed herein contains about 80% or more by weight of the (+)-enantiomer of the compound and about 20% or less by weight of (–)-enantiomer of the compound. In certain embodiments, the compound as disclosed herein contains about 90% or more by weight of the (+)-enantiomer of the compound and about 10% or less by weight of the (–)-enantiomer of the compound. In certain embodiments, the compound as disclosed herein contains about 95% or more by weight of the (+)-enantiomer of the compound and about 5% or less by weight of (–)-enantiomer of the compound. In certain embodiments, the compound as disclosed herein contains about 99% or more by weight of the (+)-enantiomer of the compound and about 1% or less by weight of (–)-enantiomer of the compound.

[0084] The deuterated compound as disclosed herein may also contain less prevalent isotopes for other elements, including, but not limited to, ^{13}C or ^{14}C for carbon, ^{33}S , ^{34}S , or ^{36}S for sulfur, ^{15}N for nitrogen, and ^{17}O or ^{18}O for oxygen.

[0085] In certain embodiments, without being bound by any theory, the compound disclosed herein may expose a patient to a maximum of about 0.000005% D_2O or about 0.00001% DHO, assuming that all of the C-D bonds in the compound as disclosed herein are metabolized and released as D_2O or DHO. This quantity is a small fraction of the naturally occurring background levels of D_2O or DHO in circulation. In certain embodiments, the levels of D_2O shown to cause toxicity in animals is much greater than even the maximum limit of exposure because of the deuterium enriched compound as disclosed herein. Thus, in certain embodiments, the deuterium-enriched compound disclosed herein should not cause any additional toxicity because of the use of deuterium.

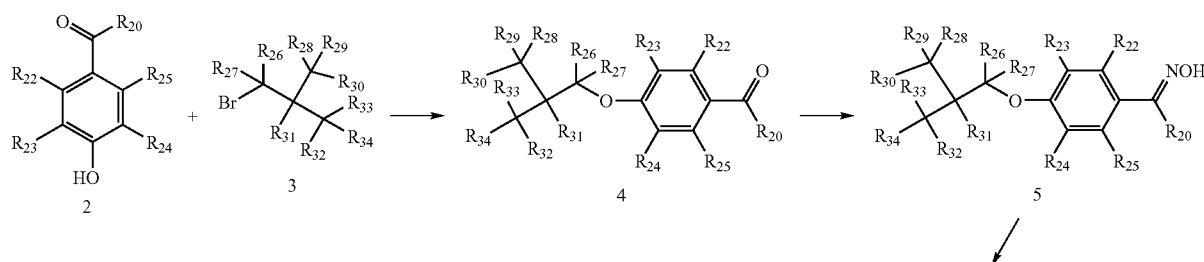
[0086] In one embodiment, the deuterated compounds disclosed herein maintain the beneficial aspects of the corresponding non-isotopically enriched molecules while substantially increasing the maximum tolerated dose, decreasing toxicity, increasing the half-life ($T_{1/2}$), lowering the maximum plasma concentration (C_{max}) of the minimum efficacious dose (MED), lowering the efficacious dose and thus decreasing the non-mechanism-related toxicity, and/or lowering the probability of drug-drug interactions.

[0087] Isotopic hydrogen can be introduced into a compound as disclosed herein by synthetic techniques that employ deuterated reagents, whereby incorporation rates are pre-determined; and/or by exchange techniques, wherein incorporation rates are determined by equilibrium conditions, and may be highly variable depending on the reaction conditions. Synthetic techniques, where tritium or deuterium is directly and specifically inserted by tritiated or deuterated reagents of known isotopic content, may yield high tritium or deuterium abundance, but can be limited by the chemistry required. Exchange techniques, on the other hand, may yield lower tritium or deuterium incorporation, often with the isotope being distributed over many sites on the molecule.

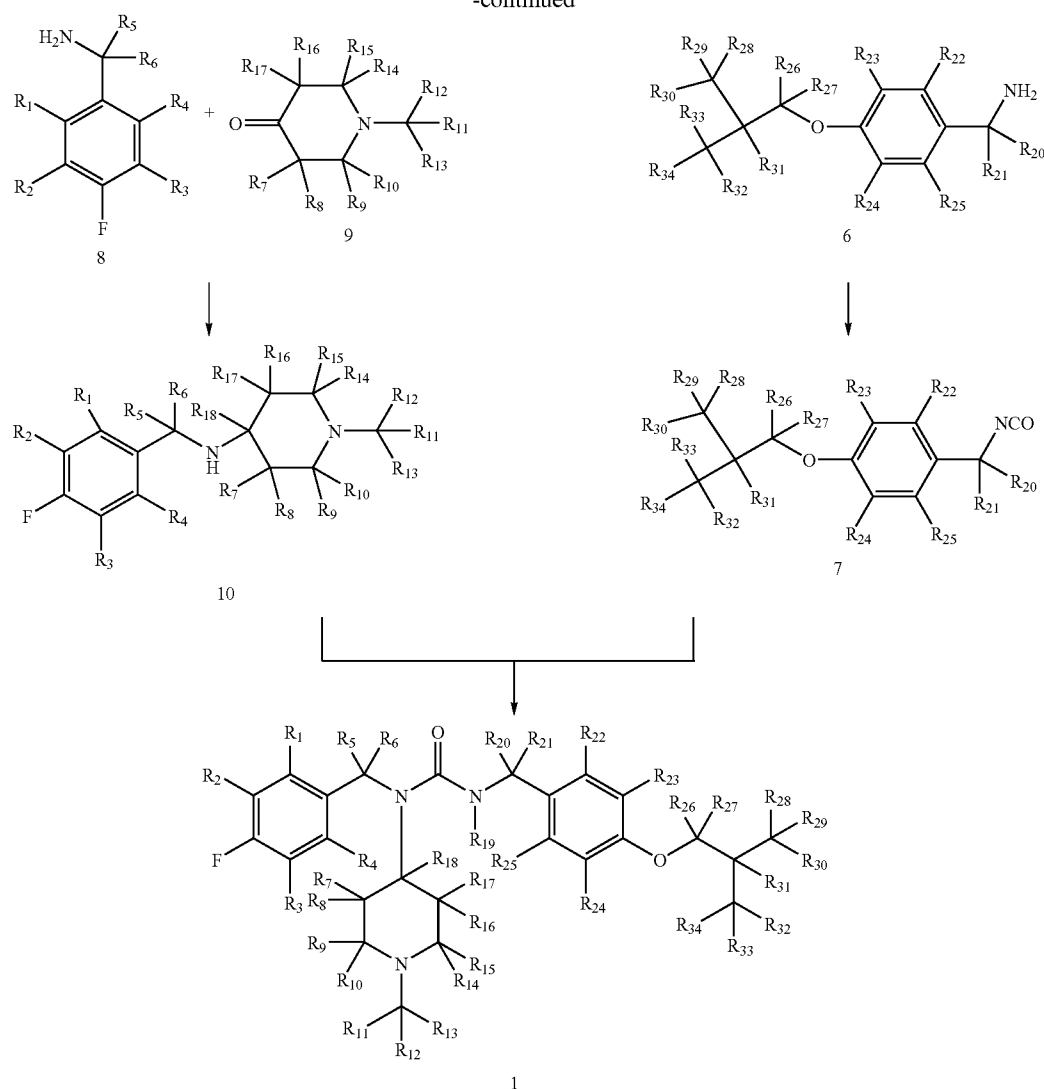
[0088] The compounds as disclosed herein can be prepared by methods known to one of skill in the art and routine modifications thereof, and/or following procedures similar to those described in the Example section herein and routine modifications thereof, and/or procedures found in WO2006/036874, and references cited therein and routine modifications thereof. Compounds as disclosed herein can also be prepared as shown in any of the following schemes and routine modifications thereof.

[0089] For example, certain compounds as disclosed herein can be prepared as shown in Scheme 1.

Scheme 1



-continued



Scheme 1

[0090] 4-Hydroxy-benzaldehyde 2 is treated with isobutylbromide 3 at an elevated temperature to afford aldehyde 4, which is condensed with hydroxylamine to give oxime 5. This oxime 5 is reduced to benzylamine 6 using a reducing reagent, such as catalytic hydrogenation in the presence of 10% palladium on carbon. Compound 6 reacts with phosgene at an elevated temperature to afford isocyanate 7. 4-Fluorobenzylamine 8 is condensed with N-methylpiperidone 9 in the presence of a reducing reagent, such as sodium triacetoxyborohydride, to afford piperidine 10, which couples with isocyanate 7 to produce the compound of Formula 1.

[0091] Deuterium can be incorporated to different positions synthetically, according to the synthetic procedures as shown in Scheme 1, by using appropriate deuterated intermediates. For example, to introduce deuterium at one or more positions selected from R₁, R₂, R₃, R₄, R₅ and R₆, 4-fluorobenzylamine 8 with the corresponding deuterium substitutions can be used. To introduce deuterium at one or more positions selected from R₇, R₈, R₉, R₁₀, R₁₁, R₁₂, R₁₃, R₁₄,

R₁₅, R₁₆ and R₁₇, N-methylpiperidone 9 with the corresponding deuterium substitutions can be used. To introduce deuterium at R₁₈, sodium triacetoxyborodeuteride can be used as a reducing reagent in the reductive amination of compounds 8 and 9. To introduce deuterium at one or more positions selected from R₂₀, R₂₂, R₂₃, R₂₄ and R₂₅, 4-hydroxy-benzaldehyde 2 with the corresponding deuterium substitutions can be used. To introduce deuterium at R₂₁, deuterium gas can be used as a reducing reagent in the catalytic hydrogenation of compound 5. To introduce deuterium at one or more positions selected from R₂₆, R₂₇, R₂₈, R₂₉, R₃₀, R₃₁, R₃₂, R₃₃ and R₃₄, isobutylbromide 3 with the corresponding deuterium substitutions can be used. These deuterated intermediates are either commercially available, or can be prepared by methods known to one of skill in the art, or following procedures similar to those described in the Example section herein and routine modifications thereof.

[0092] Deuterium can also be incorporated to various positions having an exchangeable proton, such as the amide N—H via proton-deuterium equilibrium exchange. To introduce deuterium at R₁₉, this proton may be replaced with deuterium

selectively or non-selectively through a proton-deuterium exchange method known in the art.

[0093] It is to be understood that the compounds disclosed herein may contain one or more chiral centers, chiral axes, and/or chiral planes, as described in "Stereochemistry of Carbon Compounds" Eliel and Wilen, John Wiley & Sons, New York, 1994, pp. 1119-1190. Such chiral centers, chiral axes, and chiral planes may be of either the (R) or (S) configuration, or may be a mixture thereof.

[0094] Another method for characterizing a composition containing a compound having at least one chiral center is by the effect of the composition on a beam of polarized light. When a beam of plane polarized light is passed through a solution of a chiral compound, the plane of polarization of the light that emerges is rotated relative to the original plane. This phenomenon is known as optical activity, and compounds that rotate the plane of polarized light are said to be optically active. One enantiomer of a compound will rotate the beam of polarized light in one direction, and the other enantiomer will rotate the beam of light in the opposite direction. The enantiomer that rotates the polarized light in the clockwise direction is the (+) enantiomer, and the enantiomer that rotates the polarized light in the counterclockwise direction is the (−) enantiomer. Included within the scope of the compositions described herein are compositions containing between 0 and 100% of the (+) and/or (−) enantiomer of compounds disclosed herein.

[0095] Where a compound as disclosed herein contains an alkenyl or alkenylene group, the compound may exist as one or mixture of geometric *cis/trans* (or *Z/E*) isomers. Where structural isomers are interconvertible via a low energy barrier, the compound disclosed herein may exist as a single tautomer or a mixture of tautomers. This can take the form of proton tautomerism in the compound disclosed herein that contains for example, an imino, keto, or oxime group; or so-called valence tautomerism in the compound that contain an aromatic moiety. It follows that a single compound may exhibit more than one type of isomerism.

[0096] The compounds disclosed herein may be enantiomerically pure, such as a single enantiomer or a single diastereomer, or be stereoisomeric mixtures, such as a mixture of enantiomers, a racemic mixture, or a diastereomeric mixture. As such, one of skill in the art will recognize that administration of a compound in its (R) form is equivalent, for compounds that undergo epimerization *in vivo*, to administration of the compound in its (S) form. Conventional techniques for the preparation/isolation of individual enantiomers include chiral synthesis from a suitable optically pure precursor or resolution of the racemate using, for example, chiral chromatography, recrystallization, resolution, diastereomeric salt formation, or derivatization into diastereomeric adducts followed by separation.

[0097] When the compound disclosed herein contains an acidic or basic moiety, it may also be disclosed as a pharmaceutically acceptable salt (See, Berge et al., *J. Pharm. Sci.* 1977, 66, 1-19; and "Handbook of Pharmaceutical Salts, Properties, and Use," Stah and Wermuth, Ed.; Wiley-VCH and VHCA, Zurich, 2002).

[0098] Suitable acids for use in the preparation of pharmaceutically acceptable salts include, but are not limited to, acetic acid, 2,2-dichloroacetic acid, acylated amino acids, adipic acid, alginic acid, ascorbic acid, L-aspartic acid, benzenesulfonic acid, benzoic acid, 4-acetamidobenzoic acid, boric acid, (+)-camphoric acid, camphorsulfonic acid, (+)-(1S)-camphor-10-sulfonic acid, capric acid, caproic acid, caprylic acid, cinnamic acid, citric acid, cyclamic acid, cyclohexanesulfamic acid, dodecylsulfuric acid, ethane-1,2-disul-

fonic acid, ethanesulfonic acid, 2-hydroxy-ethanesulfonic acid, formic acid, fumaric acid, galactaric acid, gentisic acid, glucoheptonic acid, D-gluconic acid, D-glucuronic acid, L-glutamic acid, α -oxo-glutaric acid, glycolic acid, hippuric acid, hydrobromic acid, hydrochloric acid, hydroiodic acid, (+)-L-lactic acid, (\pm)-DL-lactic acid, lactobionic acid, lauric acid, maleic acid, (−)-L-malic acid, malonic acid, (\pm)-DL-mandelic acid, methanesulfonic acid, naphthalene-2-sulfonic acid, naphthalene-1,5-disulfonic acid, 1-hydroxy-2-naphthoic acid, nicotinic acid, nitric acid, oleic acid, orotic acid, oxalic acid, palmitic acid, pamoic acid, perchloric acid, phosphoric acid, L-pyrogutamic acid, saccharic acid, salicylic acid, 4-amino-salicylic acid, sebacic acid, stearic acid, succinic acid, sulfuric acid, tannic acid, (+)-L-tartaric acid, thiocyanic acid, p-toluenesulfonic acid, undecylenic acid, and valeric acid.

[0099] Suitable bases for use in the preparation of pharmaceutically acceptable salts, including, but not limited to, inorganic bases, such as magnesium hydroxide, calcium hydroxide, potassium hydroxide, zinc hydroxide, or sodium hydroxide; and organic bases, such as primary, secondary, tertiary, and quaternary, aliphatic and aromatic amines, including L-arginine, benethamine, benzathine, choline, deanol, diethanolamine, diethylamine, dimethylamine, dipropylamine, diisopropylamine, 2-(diethylamino)-ethanol, ethanolamine, ethylamine, ethylenediamine, isopropylamine, N-methyl-glucamine, hydrabamine, 1H-imidazole, L-lysine, morpholine, 4-(2-hydroxyethyl)-morpholine, methylamine, piperidine, piperazine, propylamine, pyrrolidine, 1-(2-hydroxyethyl)-pyrrolidine, pyridine, quinuclidine, quinoline, isoquinoline, secondary amines, triethanolamine, trimethylamine, triethylamine, N-methyl-D-glucamine, 2-amino-2-(hydroxymethyl)-1,3-propanediol, and tromethamine.

[0100] The compound as disclosed herein may also be designed as a prodrug, which is a functional derivative of the compound as disclosed herein and is readily convertible into the parent compound *in vivo*. Prodrugs are often useful because, in some situations, they may be easier to administer than the parent compound. They may, for instance, be bioavailable by oral administration whereas the parent compound is not. The prodrug may also have enhanced solubility in pharmaceutical compositions over the parent compound. A prodrug may be converted into the parent drug by various mechanisms, including enzymatic processes and metabolic hydrolysis. See Harper, *Progress in Drug Research* 1962, 4, 221-294; Morozowich et al. in "Design of Biopharmaceutical Properties through Prodrugs and Analogs," Roche Ed., APHA Acad. Pharm. Sci. 1977; "Bioreversible Carriers in Drug in Drug Design, Theory and Application," Roche Ed., APHA Acad. Pharm. Sci. 1987; "Design of Prodrugs," Bundgaard, Elsevier, 1985; Wang et al., *Curr. Pharm. Design* 1999, 5, 265-287; Pauletti et al., *Adv. Drug. Delivery Rev.* 1997, 27, 235-256; Mizen et al., *Pharm. Biotech.* 1998, 11, 345-365; Gaignault et al., *Pract. Med. Chem.* 1996, 671-696; Asgharnejad in "Transport Processes in Pharmaceutical Systems," Amidon et al., Ed., Marcel Dekker, 185-218, 2000; Balant et al., *Eur. J. Drug Metab. Pharmacokinet.* 1990, 15, 143-53; Balimane and Sinko, *Adv. Drug Delivery Rev.* 1999, 39, 183-209; Browne, *Clin. Neuropharmacol.* 1997, 20, 1-12; Bundgaard, *Arch. Pharm. Chem.* 1979, 86, 1-39; Bundgaard, *Controlled Drug Delivery* 1987, 17, 179-96; Bundgaard, *Adv. Drug Delivery Rev.* 1992, 8, 1-38; Fleisher et al., *Adv. Drug Delivery Rev.* 1996, 19, 115-130; Fleisher et al., *Methods Enzymol.* 1985, 112, 360-381; Farquhar et al., *J. Pharm. Sci.* 1983, 72, 324-325; Freeman et al., *J. Chem. Soc., Chem. Commun.* 1991, 875-877; Friis and Bundgaard, *Eur. J.*

Pharm. Sci. 1996, 4, 49-59; Gangwar et al., *Des. Biopharm. Prop. Prodrugs Analogs*, 1977, 409-421; Nathwani and Wood, *Drugs* 1993, 45, 866-94; Sinhababu and Thakker, *Adv. Drug Delivery Rev.* 1996, 19, 241-273; Stella et al., *Drugs* 1985, 29, 455-73; Tan et al., *Adv. Drug Delivery Rev.* 1999, 39, 117-151; Taylor, *Adv. Drug Delivery Rev.* 1996, 19, 131-148; Valentino and Borchardt, *Drug Discovery Today* 1997, 2, 148-155; Wiebe and Knaus, *Adv. Drug Delivery Rev.* 1999, 39, 63-80; Waller et al., *Br. J. Clin. Pharmacol.* 1989, 28, 497-507.

Pharmaceutical Composition

[0101] Disclosed herein are pharmaceutical compositions comprising a compound as disclosed herein as an active ingredient, or a pharmaceutically acceptable salt, solvate, or prodrug thereof, in a pharmaceutically acceptable vehicle, carrier, diluent, or excipient, or a mixture thereof, in combination with one or more pharmaceutically acceptable excipients or carriers.

[0102] Disclosed herein are pharmaceutical compositions in modified release dosage forms, which comprise a compound as disclosed herein, or a pharmaceutically acceptable salt, solvate, or prodrug thereof; and one or more release controlling excipients or carriers as described herein. Suitable modified release dosage vehicles include, but are not limited to, hydrophilic or hydrophobic matrix devices, water-soluble separating layer coatings, enteric coatings, osmotic devices, multiparticulate devices, and combinations thereof. The pharmaceutical compositions may also comprise non-release controlling excipients or carriers.

[0103] Further disclosed herein are pharmaceutical compositions in enteric coated dosage forms, which comprise a compound as disclosed herein, or a pharmaceutically acceptable salt, solvate, or prodrug thereof; and one or more release controlling excipients or carriers for use in an enteric coated dosage form. The pharmaceutical compositions may also comprise non-release controlling excipients or carriers.

[0104] Further disclosed herein are pharmaceutical compositions in effervescent dosage forms, which comprise a compound as disclosed herein, or a pharmaceutically acceptable salt, solvate, or prodrug thereof; and one or more release controlling excipients or carriers for use in an effervescent dosage form. The pharmaceutical compositions may also comprise non-release controlling excipients or carriers.

[0105] Additionally disclosed are pharmaceutical compositions in a dosage form that has an instant releasing component and at least one delayed releasing component, and is capable of giving a discontinuous release of the compound in the form of at least two consecutive pulses separated in time from 0.1 up to 24 hours. The pharmaceutical compositions comprise a compound as disclosed herein, or a pharmaceutically acceptable salt, solvate, or prodrug thereof, and one or more release controlling and non-release controlling excipients or carriers, such as those excipients or carriers suitable for a disruptable semi-permeable membrane and as swellable substances.

[0106] Disclosed herein also are pharmaceutical compositions in a dosage form for oral administration to a subject, which comprise a compound as disclosed herein, or a pharmaceutically acceptable salt, solvate, or prodrug thereof, and one or more pharmaceutically acceptable excipients or carriers, enclosed in an intermediate reactive layer comprising a gastric juice-resistant polymeric layered material partially neutralized with alkali and having cation exchange capacity and a gastric juice-resistant outer layer.

[0107] Disclosed herein are pharmaceutical compositions that comprise about 0.1 to about 1000 mg, about 1 to about

500 mg, about 2 to about 100 mg, about 1 mg, about 2 mg, about 3 mg, about 5 mg, about 10 mg, about 20 mg, about 30 mg, about 40 mg, about 50 mg, about 100 mg, about 500 mg of one or more compounds as disclosed herein in the form of enteric-coated granules, as delayed-release capsules for oral administration. The pharmaceutical compositions further comprise cellulose, disodium hydrogen phosphate, hydroxypropyl cellulose, hypromellose, lactose, mannitol, and sodium lauryl sulfate.

[0108] Disclosed herein are pharmaceutical compositions that comprise about 0.1 to about 1000 mg, about 1 to about 500 mg, about 2 to about 100 mg, about 1 mg, about 2 mg, about 3 mg, about 5 mg, about 10 mg, about 20 mg, about 30 mg, about 40 mg, about 50 mg, about 100 mg, about 500 mg of one or more compounds as disclosed herein in the form of enteric-coated pellets, as delayed-release capsules for oral administration. The pharmaceutical compositions further comprise glyceryl monostearate 40-50, hydroxypropyl cellulose, hypromellose, magnesium stearate, methacrylic acid copolymer type C, polysorbate 80, sugar spheres, talc, and triethyl citrate.

[0109] Disclosed herein are pharmaceutical compositions that comprise about 0.1 to about 1000 mg, about 1 to about 500 mg, about 2 to about 100 mg, about 1 mg, about 2 mg, about 3 mg, about 5 mg, about 10 mg, about 20 mg, about 30 mg, about 40 mg, about 50 mg, about 100 mg, about 500 mg of one or more compounds as disclosed herein as enteric-coated delayed-release tablets for oral administration. The pharmaceutical compositions further comprise carnauba wax, crospovidone, diacetylated monoglycerides, ethylcellulose, hydroxypropyl cellulose, hypromellose phthalate, magnesium stearate, mannitol, sodium hydroxide, sodium stearyl fumarate, talc, titanium dioxide, and yellow ferric oxide.

[0110] Disclosed herein are pharmaceutical compositions that comprise about 0.1 to about 1000 mg, about 1 to about 500 mg, about 2 to about 100 mg, about 1 mg, about 2 mg, about 3 mg, about 5 mg, about 10 mg, about 20 mg, about 30 mg, about 40 mg, about 50 mg, about 100 mg, about 500 mg of one or more compounds as disclosed herein as enteric-coated delayed-release tablets for oral administration. The pharmaceutical compositions further comprise calcium stearate, crospovidone, hydroxypropyl methylcellulose, iron oxide, mannitol, methacrylic acid copolymer, polysorbate 80, povidone, propylene glycol, sodium carbonate, sodium lauryl sulfate, titanium dioxide, and triethyl citrate.

[0111] The pharmaceutical compositions disclosed herein may be disclosed in unit-dosage forms or multiple-dosage forms. Unit-dosage forms, as used herein, refer to physically discrete units suitable for administration to human and animal subjects and packaged individually as is known in the art. Each unit-dose contains a predetermined quantity of the active ingredient(s) sufficient to produce the desired therapeutic effect, in association with the required pharmaceutical carriers or excipients. Examples of unit-dosage forms include ampouls, syringes, and individually packaged tablets and capsules. Unit-dosage forms may be administered in fractions or multiples thereof. A multiple-dosage form is a plurality of identical unit-dosage forms packaged in a single container to be administered in segregated unit-dosage form. Examples of multiple-dosage forms include vials, bottles of tablets or capsules, or bottles of pints or gallons.

[0112] The compound as disclosed herein may be administered alone, or in combination with one or more other compounds disclosed herein, one or more other active ingredients. The pharmaceutical compositions that comprise a compound disclosed herein may be formulated in various dosage forms for oral, parenteral, and topical administration. The pharma-

ceutical compositions may also be formulated as a modified release dosage form, including delayed-, extended-, prolonged-, sustained-, pulsatile-, controlled-, accelerated- and fast-, targeted-, programmed-release, and gastric retention dosage forms. These dosage forms can be prepared according to conventional methods and techniques known to those skilled in the art (see, *Remington: The Science and Practice of Pharmacy*, supra; *Modified-Release Drug Deliver Technology*, Rathbone et al., Eds., Drugs and the Pharmaceutical Science, Marcel Dekker, Inc.: New York, N.Y., 2002; Vol. 126).

[0113] The pharmaceutical compositions disclosed herein may be administered at once, or multiple times at intervals of time. It is understood that the precise dosage and duration of treatment may vary with the age, weight, and condition of the patient being treated, and may be determined empirically using known testing protocols or by extrapolation from in vivo or in vitro test or diagnostic data. It is further understood that for any particular individual, specific dosage regimens should be adjusted over time according to the individual need and the professional judgment of the person administering or supervising the administration of the formulations.

[0114] In the case wherein the patient's condition does not improve, upon the doctor's discretion the administration of the compounds may be administered chronically, that is, for an extended period of time, including throughout the duration of the patient's life in order to ameliorate or otherwise control or limit the symptoms of the patient's disease or condition.

[0115] In the case wherein the patient's status does improve, upon the doctor's discretion the administration of the compounds may be given continuously or temporarily suspended for a certain length of time (i.e., a "drug holiday").

[0116] Once improvement of the patient's conditions has occurred, a maintenance dose is administered if necessary. Subsequently, the dosage or the frequency of administration, or both, can be reduced, as a function of the symptoms, to a level at which the improved disease, disorder or condition is retained. Patients can, however, require intermittent treatment on a long-term basis upon any recurrence of symptoms.

A. Oral Administration

[0117] The pharmaceutical compositions disclosed herein may be formulated in solid, semisolid, or liquid dosage forms for oral administration. As used herein, oral administration also include buccal, lingual, and sublingual administration. Suitable oral dosage forms include, but are not limited to, tablets, capsules, pills, troches, lozenges, pastilles, cachets, pellets, medicated chewing gum, granules, bulk powders, effervescent or non-effervescent powders or granules, solutions, emulsions, suspensions, solutions, wafers, sprinkles, elixirs, and syrups. In addition to the active ingredient(s), the pharmaceutical compositions may contain one or more pharmaceutically acceptable carriers or excipients, including, but not limited to, binders, fillers, diluents, disintegrants, wetting agents, lubricants, glidants, coloring agents, dye-migration inhibitors, sweetening agents, and flavoring agents.

[0118] Binders or granulators impart cohesiveness to a tablet to ensure the tablet remaining intact after compression. Suitable binders or granulators include, but are not limited to, starches, such as corn starch, potato starch, and pre-gelatinized starch (e.g., STARCH 1500); gelatin; sugars, such as sucrose, glucose, dextrose, molasses, and lactose; natural and synthetic gums, such as acacia, alginic acid, alginates, extract of Irish moss, Panwar gum, ghatti gum, mucilage of isabgol husks, carboxymethylcellulose, methylcellulose, polyvinylpyrrolidone (PVP), Veegum, larch arabogalactan, powdered tragacanth, and guar gum; celluloses, such as ethyl

cellulose, cellulose acetate, carboxymethyl cellulose calcium, sodium carboxymethyl cellulose, methyl cellulose, hydroxyethylcellulose (HEC), hydroxypropylcellulose (HPC), hydroxypropyl methyl cellulose (HPMC); microcrystalline celluloses, such as AVICEL-PH-101, AVICEL-PH-103, AVICEL RC-581, AVICEL-PH-105 (FMC Corp., Marcus Hook, Pa.); and mixtures thereof. Suitable fillers include, but are not limited to, talc, calcium carbonate, microcrystalline cellulose, powdered cellulose, dextrates, kaolin, mannitol, silicic acid, sorbitol, starch, pre-gelatinized starch, and mixtures thereof. The binder or filler may be present from about 50 to about 99% by weight in the pharmaceutical compositions disclosed herein.

[0119] Suitable diluents include, but are not limited to, dicalcium phosphate, calcium sulfate, lactose, sorbitol, sucrose, inositol, cellulose, kaolin, mannitol, sodium chloride, dry starch, and powdered sugar. Certain diluents, such as mannitol, lactose, sorbitol, sucrose, and inositol, when present in sufficient quantity, can impart properties to some compressed tablets that permit disintegration in the mouth by chewing. Such compressed tablets can be used as chewable tablets.

[0120] Suitable disintegrants include, but are not limited to, agar; bentonite; celluloses, such as methylcellulose and carboxymethylcellulose; wood products; natural sponge; cation-exchange resins; alginic acid; gums, such as guar gum and Veegum HV; citrus pulp; cross-linked celluloses, such as croscarmellose; cross-linked polymers, such as crospovidone; cross-linked starches; calcium carbonate; microcrystalline cellulose, such as sodium starch glycolate; polacrillin potassium; starches, such as corn starch, potato starch, tapioca starch, and pre-gelatinized starch; clays; aligns; and mixtures thereof. The amount of disintegrant in the pharmaceutical compositions disclosed herein varies upon the type of formulation, and is readily discernible to those of ordinary skill in the art. The pharmaceutical compositions disclosed herein may contain from about 0.5 to about 15% or from about 1 to about 5% by weight of a disintegrant.

[0121] Suitable lubricants include, but are not limited to, calcium stearate; magnesium stearate; mineral oil; light mineral oil; glycerin; sorbitol; mannitol; glycols, such as glycerol behenate and polyethylene glycol (PEG); stearic acid; sodium lauryl sulfate; talc; hydrogenated vegetable oil, including peanut oil, cottonseed oil, sunflower oil, sesame oil, olive oil, corn oil, and soybean oil; zinc stearate; ethyl oleate; ethyl laureate; agar; starch; lycopodium; silica or silica gels, such as AEROSIL® 200 (W.R. Grace Co., Baltimore, Md.) and CAB-O-SIL® (Cabot Co. of Boston, Mass.); and mixtures thereof. The pharmaceutical compositions disclosed herein may contain about 0.1 to about 5% by weight of a lubricant.

[0122] Suitable glidants include colloidal silicon dioxide, CAB-O-SIL® (Cabot Co. of Boston, Mass.), and asbestos-free talc. Coloring agents include any of the approved, certified, water soluble FD&C dyes, and water insoluble FD&C dyes suspended on alumina hydrate, and color lakes and mixtures thereof. A color lake is the combination by adsorption of a water-soluble dye to a hydrous oxide of a heavy metal, resulting in an insoluble form of the dye. Flavoring agents include natural flavors extracted from plants, such as fruits, and synthetic blends of compounds which produce a pleasant taste sensation, such as peppermint and methyl salicylate. Sweetening agents include sucrose, lactose, mannitol, syrups, glycerin, and artificial sweeteners, such as saccharin and aspartame. Suitable emulsifying agents include gelatin, acacia, tragacanth, bentonite, and surfactants, such as polyoxyethylene sorbitan monooleate (TWEEN® 20), polyoxy-

ethylene sorbitan monooleate 80 (TWEEN® 80), and triethanolamine oleate. Suspending and dispersing agents include sodium carboxymethylcellulose, pectin, tragacanth, Veegum, acacia, sodium carbomethylcellulose, hydroxypropyl methylcellulose, and polyvinylpyrrolidone. Preservatives include glycerin, methyl and propylparaben, benzoic acid, sodium benzoate and alcohol. Wetting agents include propylene glycol monostearate, sorbitan monooleate, diethylene glycol monolaurate, and polyoxyethylene lauryl ether. Solvents include glycerin, sorbitol, ethyl alcohol, and syrup. Examples of non-aqueous liquids utilized in emulsions include mineral oil and cottonseed oil. Organic acids include citric and tartaric acid. Sources of carbon dioxide include sodium bicarbonate and sodium carbonate.

[0123] It should be understood that many carriers and excipients may serve several functions, even within the same formulation.

[0124] The pharmaceutical compositions disclosed herein may be formulated as compressed tablets, tablet triturates, chewable lozenges, rapidly dissolving tablets, multiple compressed tablets, or enteric-coating tablets, sugar-coated, or film-coated tablets. Enteric-coated tablets are compressed tablets coated with substances that resist the action of stomach acid but dissolve or disintegrate in the intestine, thus protecting the active ingredients from the acidic environment of the stomach. Enteric-coatings include, but are not limited to, fatty acids, fats, phenylsalicylate, waxes, shellac, ammoniated shellac, and cellulose acetate phthalates. Sugar-coated tablets are compressed tablets surrounded by a sugar coating, which may be beneficial in covering up objectionable tastes or odors and in protecting the tablets from oxidation. Film-coated tablets are compressed tablets that are covered with a thin layer or film of a water-soluble material. Film coatings include, but are not limited to, hydroxyethylcellulose, sodium carboxymethylcellulose, polyethylene glycol 4000, and cellulose acetate phthalate. Film coating imparts the same general characteristics as sugar coating. Multiple compressed tablets are compressed tablets made by more than one compression cycle, including layered tablets, and press-coated or dry-coated tablets.

[0125] The tablet dosage forms may be prepared from the active ingredient in powdered, crystalline, or granular forms, alone or in combination with one or more carriers or excipients described herein, including binders, disintegrants, controlled-release polymers, lubricants, diluents, and/or colorants. Flavoring and sweetening agents are especially useful in the formation of chewable tablets and lozenges.

[0126] The pharmaceutical compositions disclosed herein may be formulated as soft or hard capsules, which can be made from gelatin, methylcellulose, starch, or calcium alginate. The hard gelatin capsule, also known as the dry-filled capsule (DFC), consists of two sections, one slipping over the other, thus completely enclosing the active ingredient. The soft elastic capsule (SEC) is a soft, globular shell, such as a gelatin shell, which is plasticized by the addition of glycerin, sorbitol, or a similar polyol. The soft gelatin shells may contain a preservative to prevent the growth of microorganisms. Suitable preservatives are those as described herein, including methyl- and propyl-parabens, and sorbic acid. The liquid, semisolid, and solid dosage forms disclosed herein may be encapsulated in a capsule. Suitable liquid and semisolid dosage forms include solutions and suspensions in propylene carbonate, vegetable oils, or triglycerides. Capsules containing such solutions can be prepared as described in U.S. Pat. Nos. 4,328,245; 4,409,239; and 4,410,545. The capsules may also be coated as known by those of skill in the art in order to modify or sustain dissolution of the active ingredient.

[0127] The pharmaceutical compositions disclosed herein may be formulated in liquid and semisolid dosage forms, including emulsions, solutions, suspensions, elixirs, and syrups. An emulsion is a two-phase system, in which one liquid is dispersed in the form of small globules throughout another liquid, which can be oil-in-water or water-in-oil. Emulsions may include a pharmaceutically acceptable non-aqueous liquids or solvent, emulsifying agent, and preservative. Suspensions may include a pharmaceutically acceptable suspending agent and preservative. Aqueous alcoholic solutions may include a pharmaceutically acceptable acetal, such as a di(lower alkyl) acetal of a lower alkyl aldehyde (the term "lower" means an alkyl having between 1 and 6 carbon atoms), e.g., acetaldehyde diethyl acetal; and a water-miscible solvent having one or more hydroxyl groups, such as propylene glycol and ethanol. Elixirs are clear, sweetened, and hydroalcoholic solutions. Syrups are concentrated aqueous solutions of a sugar, for example, sucrose, and may also contain a preservative. For a liquid dosage form, for example, a solution in a polyethylene glycol may be diluted with a sufficient quantity of a pharmaceutically acceptable liquid carrier, e.g., water, to be measured conveniently for administration.

[0128] Other useful liquid and semisolid dosage forms include, but are not limited to, those containing the active ingredient(s) disclosed herein, and a dialkylated mono- or poly-alkylene glycol, including, 1,2-dimethoxymethane, diglyme, triglyme, tetraglyme, polyethylene glycol-350-dimethyl ether, polyethylene glycol-550-dimethyl ether, polyethylene glycol-750-dimethyl ether, wherein 350, 550, and 750 refer to the approximate average molecular weight of the polyethylene glycol. These formulations may further comprise one or more antioxidants, such as butylated hydroxytoluene (BHT), butylated hydroxyanisole (BHA), propyl gallate, vitamin E, hydroquinone, hydroxycoumarins, ethanolamine, lecithin, cephalin, ascorbic acid, malic acid, sorbitol, phosphoric acid, bisulfite, sodium metabisulfite, thiodipropionic acid and its esters, and dithiocarbamates.

[0129] The pharmaceutical compositions disclosed herein for oral administration may be also formulated in the forms of liposomes, micelles, microspheres, or nanosystems. Micellar dosage forms can be prepared as described in U.S. Pat. No. 6,350,458.

[0130] The pharmaceutical compositions disclosed herein may be formulated as non-effervescent or effervescent, granules and powders, to be reconstituted into a liquid dosage form. Pharmaceutically acceptable carriers and excipients used in the non-effervescent granules or powders may include diluents, sweeteners, and wetting agents. Pharmaceutically acceptable carriers and excipients used in the effervescent granules or powders may include organic acids and a source of carbon dioxide.

[0131] Coloring and flavoring agents can be used in all of the above dosage forms.

[0132] The pharmaceutical compositions disclosed herein may be formulated as immediate or modified release dosage forms, including delayed-, sustained, pulsed-, controlled, targeted-, and programmed-release forms.

[0133] The pharmaceutical compositions disclosed herein may be co-formulated with other active ingredients which do not impair the desired therapeutic action, or with substances that supplement the desired action, such as drotrecogin- α , and hydrocortisone.

B. Parenteral Administration

[0134] The pharmaceutical compositions disclosed herein may be administered parenterally by injection, infusion, or

implantation, for local or systemic administration. Parenteral administration, as used herein, include intravenous, intraarterial, intraperitoneal, intrathecal, intraventricular, intraurethral, intrasternal, intracranial, intramuscular, intrasynovial, and subcutaneous administration.

[0135] The pharmaceutical compositions disclosed herein may be formulated in any dosage forms that are suitable for parenteral administration, including solutions, suspensions, emulsions, micelles, liposomes, microspheres, nanosystems, and solid forms suitable for solutions or suspensions in liquid prior to injection. Such dosage forms can be prepared according to conventional methods known to those skilled in the art of pharmaceutical science (see, *Remington: The Science and Practice of Pharmacy*, supra).

[0136] The pharmaceutical compositions intended for parenteral administration may include one or more pharmaceutically acceptable carriers and excipients, including, but not limited to, aqueous vehicles, water-miscible vehicles, non-aqueous vehicles, antimicrobial agents or preservatives against the growth of microorganisms, stabilizers, solubility enhancers, isotonic agents, buffering agents, antioxidants, local anesthetics, suspending and dispersing agents, wetting or emulsifying agents, complexing agents, sequestering or chelating agents, cryoprotectants, lyoprotectants, thickening agents, pH adjusting agents, and inert gases.

[0137] Suitable aqueous vehicles include, but are not limited to, water, saline, physiological saline or phosphate buffered saline (PBS), sodium chloride injection, Ringers injection, isotonic dextrose injection, sterile water injection, dextrose and lactated Ringers injection. Non-aqueous vehicles include, but are not limited to, fixed oils of vegetable origin, castor oil, corn oil, cottonseed oil, olive oil, peanut oil, peppermint oil, safflower oil, sesame oil, soybean oil, hydrogenated vegetable oils, hydrogenated soybean oil, and medium-chain triglycerides of coconut oil, and palm seed oil. Water-miscible vehicles include, but are not limited to, ethanol, 1,3-butanediol, liquid polyethylene glycol (e.g., polyethylene glycol 300 and polyethylene glycol 400), propylene glycol, glycerin, N-methyl-2-pyrrolidone, dimethylacetamide, and dimethylsulfoxide.

[0138] Suitable antimicrobial agents or preservatives include, but are not limited to, phenols, cresols, mercurials, benzyl alcohol, chlorobutanol, methyl and propyl p-hydroxybenzoates, thimerosal, benzalkonium chloride, benzethonium chloride, methyl- and propyl-parabens, and sorbic acid. Suitable isotonic agents include, but are not limited to, sodium chloride, glycerin, and dextrose. Suitable buffering agents include, but are not limited to, phosphate and citrate. Suitable antioxidants are those as described herein, including bisulfite and sodium metabisulfite. Suitable local anesthetics include, but are not limited to, procaine hydrochloride. Suitable suspending and dispersing agents are those as described herein, including sodium carboxymethylcellulose, hydroxypropyl methylcellulose, and polyvinylpyrrolidone. Suitable emulsifying agents include those described herein, including polyoxyethylene sorbitan monolaurate, polyoxyethylene sorbitan monooleate 80, and triethanolamine oleate. Suitable sequestering or chelating agents include, but are not limited to EDTA. Suitable pH adjusting agents include, but are not limited to, sodium hydroxide, hydrochloric acid, citric acid, and lactic acid. Suitable complexing agents include, but are not limited to, cyclodextrins, including α -cyclodextrin, β -cyclodextrin, hydroxypropyl- β -cyclodextrin, sulfobutylether- β -cyclodextrin, and sulfobutylether 7- β -cyclodextrin (CAPTISOL®, CyDex, Lenexa, Kans.).

[0139] The pharmaceutical compositions disclosed herein may be formulated for single or multiple dosage administra-

tion. The single dosage formulations are packaged in an ampule, a vial, or a syringe. The multiple dosage parenteral formulations must contain an antimicrobial agent at bacteriostatic or fungistatic concentrations. All parenteral formulations must be sterile, as known and practiced in the art.

[0140] In one embodiment, the pharmaceutical compositions are formulated as ready-to-use sterile solutions. In another embodiment, the pharmaceutical compositions are formulated as sterile dry soluble products, including lyophilized powders and hypodermic tablets, to be reconstituted with a vehicle prior to use. In yet another embodiment, the pharmaceutical compositions are formulated as ready-to-use sterile suspensions. In yet another embodiment, the pharmaceutical compositions are formulated as sterile dry insoluble products to be reconstituted with a vehicle prior to use. In still another embodiment, the pharmaceutical compositions are formulated as ready-to-use sterile emulsions.

[0141] The pharmaceutical compositions disclosed herein may be formulated as immediate or modified release dosage forms, including delayed-, sustained, pulsed-, controlled, targeted-, and programmed-release forms.

[0142] The pharmaceutical compositions may be formulated as a suspension, solid, semi-solid, or thixotropic liquid, for administration as an implanted depot. In one embodiment, the pharmaceutical compositions disclosed herein are dispersed in a solid inner matrix, which is surrounded by an outer polymeric membrane that is insoluble in body fluids but allows the active ingredient in the pharmaceutical compositions diffuse through.

[0143] Suitable inner matrixes include polymethylmethacrylate, polybutylmethacrylate, plasticized or unplasticized polyvinylchloride, plasticized nylon, plasticized polyethyleneterephthalate, natural rubber, polyisoprene, polyisobutylene, polybutadiene, polyethylene, ethylene-vinylacetate copolymers, silicone rubbers, polydimethylsiloxanes, silicone carbonate copolymers, hydrophilic polymers, such as hydrogels of esters of acrylic and methacrylic acid, collagen, cross-linked polyvinylalcohol, and cross-linked partially hydrolyzed polyvinyl acetate.

[0144] Suitable outer polymeric membranes include polyethylene, polypropylene, ethylene/propylene copolymers, ethylene/ethyl acrylate copolymers, ethylene/vinylacetate copolymers, silicone rubbers, polydimethyl siloxanes, neoprene rubber, chlorinated polyethylene, polyvinylchloride, vinylchloride copolymers with vinyl acetate, vinylidene chloride, ethylene and propylene, ionomer polyethylene terephthalate, butyl rubber epichlorohydrin rubbers, ethylene/vinyl alcohol copolymer, ethylene/vinyl acetate/vinyl alcohol terpolymer, and ethylene/vinyloxyethanol copolymer.

C. Topical Administration

[0145] The pharmaceutical compositions disclosed herein may be administered topically to the skin, orifices, or mucosa. The topical administration, as used herein, include (intra) dermal, conjunctival, intracorneal, intraocular, ophthalmic, auricular, transdermal, nasal, vaginal, urethral, respiratory, and rectal administration.

[0146] The pharmaceutical compositions disclosed herein may be formulated in any dosage forms that are suitable for topical administration for local or systemic effect, including emulsions, solutions, suspensions, creams, gels, hydrogels, ointments, dusting powders, dressings, elixirs, lotions, suspensions, tinctures, pastes, foams, films, aerosols, irrigations, sprays, suppositories, bandages, dermal patches. The topical formulation of the pharmaceutical compositions disclosed herein may also comprise liposomes, micelles, microspheres, nanosystems, and mixtures thereof.

[0147] Pharmaceutically acceptable carriers and excipients suitable for use in the topical formulations disclosed herein include, but are not limited to, aqueous vehicles, water-miscible vehicles, non-aqueous vehicles, antimicrobial agents or preservatives against the growth of microorganisms, stabilizers, solubility enhancers, isotonic agents, buffering agents, antioxidants, local anesthetics, suspending and dispersing agents, wetting or emulsifying agents, complexing agents, sequestering or chelating agents, penetration enhancers, cryoprotectants, lyoprotectants, thickening agents, and inert gases.

[0148] The pharmaceutical compositions may also be administered topically by electroporation, iontophoresis, phonophoresis, sonophoresis and microneedle or needle-free injection, such as POWDERJECT™ (Chiron Corp., Emeryville, Calif.), and BIOJECT™ (Bioject Medical Technologies Inc., Tualatin, Oreg.).

[0149] The pharmaceutical compositions disclosed herein may be formulated in the forms of ointments, creams, and gels. Suitable ointment vehicles include oleaginous or hydrocarbon vehicles, including such as lard, benzoinated lard, olive oil, cottonseed oil, and other oils, white petrolatum; emulsifiable or absorption vehicles, such as hydrophilic petrolatum, hydroxystearin sulfate, and anhydrous lanolin; water-removable vehicles, such as hydrophilic ointment; water-soluble ointment vehicles, including polyethylene glycols of varying molecular weight; emulsion vehicles, either water-in-oil (W/O) emulsions or oil-in-water (O/W) emulsions, including cetyl alcohol, glyceryl monostearate, lanolin, and stearic acid (see, *Remington: The Science and Practice of Pharmacy*, supra). These vehicles are emollient but generally require addition of antioxidants and preservatives.

[0150] Suitable cream base can be oil-in-water or water-in-oil. Cream vehicles may be water-washable, and contain an oil phase, an emulsifier, and an aqueous phase. The oil phase is also called the "internal" phase, which is generally comprised of petrolatum and a fatty alcohol such as cetyl or stearyl alcohol. The aqueous phase usually, although not necessarily, exceeds the oil phase in volume, and generally contains a humectant. The emulsifier in a cream formulation may be a nonionic, anionic, cationic, or amphoteric surfactant.

[0151] Gels are semisolid, suspension-type systems. Single-phase gels contain organic macromolecules distributed substantially uniformly throughout the liquid carrier. Suitable gelling agents include crosslinked acrylic acid polymers, such as carbomers, carboxypolyalkylenes, Carbopol®; hydrophilic polymers, such as polyethylene oxides, polyoxyethylene-polyoxypropylene copolymers, and polyvinylalcohol; cellulosic polymers, such as hydroxypropyl cellulose, hydroxyethyl cellulose, hydroxypropyl methylcellulose, hydroxypropyl methylcellulose phthalate, and methylcellulose; gums, such as tragacanth and xanthan gum; sodium alginate; and gelatin. In order to prepare a uniform gel, dispersing agents such as alcohol or glycerin can be added, or the gelling agent can be dispersed by trituration, mechanical mixing, and/or stirring.

[0152] The pharmaceutical compositions disclosed herein may be administered rectally, urethrally, vaginally, or perivaginally in the forms of suppositories, pessaries, bougies, poultices or cataplasm, pastes, powders, dressings, creams, plasters, contraceptives, ointments, solutions, emulsions, suspensions, tampons, gels, foams, sprays, or enemas. These dosage forms can be manufactured using conventional processes as described in *Remington: The Science and Practice of Pharmacy*, supra.

[0153] Rectal, urethral, and vaginal suppositories are solid bodies for insertion into body orifices, which are solid at

ordinary temperatures but melt or soften at body temperature to release the active ingredient(s) inside the orifices. Pharmaceutically acceptable carriers utilized in rectal and vaginal suppositories include bases or vehicles, such as stiffening agents, which produce a melting point in the proximity of body temperature, when formulated with the pharmaceutical compositions disclosed herein; and antioxidants as described herein, including bisulfite and sodium metabisulfite. Suitable vehicles include, but are not limited to, cocoa butter (theobroma oil), glycerin-gelatin, carbowax (polyoxyethylene glycol), spermaceti, paraffin, white and yellow wax, and appropriate mixtures of mono-, di- and triglycerides of fatty acids, hydrogels, such as polyvinyl alcohol, hydroxyethyl methacrylate, polyacrylic acid; glycerinated gelatin. Combinations of the various vehicles may be used. Rectal and vaginal suppositories may be prepared by the compressed method or molding. The typical weight of a rectal and vaginal suppository is about 2 to about 3 g.

[0154] The pharmaceutical compositions disclosed herein may be administered ophthalmically in the forms of solutions, suspensions, ointments, emulsions, gel-forming solutions, powders for solutions, gels, ocular inserts, and implants.

[0155] The pharmaceutical compositions disclosed herein may be administered intranasally or by inhalation to the respiratory tract. The pharmaceutical compositions may be formulated in the form of an aerosol or solution for delivery using a pressurized container, pump, spray, atomizer, such as an atomizer using electrohydrodynamics to produce a fine mist, or nebulizer, alone or in combination with a suitable propellant, such as 1,1,1,2-tetrafluoroethane or 1,1,1,2,3,3,3-heptafluoropropane. The pharmaceutical compositions may also be formulated as a dry powder for insufflation, alone or in combination with an inert carrier such as lactose or phospholipids; and nasal drops. For intranasal use, the powder may comprise a bioadhesive agent, including chitosan or cyclodextrin.

[0156] Solutions or suspensions for use in a pressurized container, pump, spray, atomizer, or nebulizer may be formulated to contain ethanol, aqueous ethanol, or a suitable alternative agent for dispersing, solubilizing, or extending release of the active ingredient disclosed herein, a propellant as solvent; and/or an surfactant, such as sorbitan trioleate, oleic acid, or an oligolactic acid.

[0157] The pharmaceutical compositions disclosed herein may be micronized to a size suitable for delivery by inhalation, such as about 50 micrometers or less, or about 10 micrometers or less. Particles of such sizes may be prepared using a comminuting method known to those skilled in the art, such as spiral jet milling, fluid bed jet milling, supercritical fluid processing to form nanoparticles, high pressure homogenization, or spray drying.

[0158] Capsules, blisters and cartridges for use in an inhaler or insufflator may be formulated to contain a powder mix of the pharmaceutical compositions disclosed herein; a suitable powder base, such as lactose or starch; and a performance modifier, such as l-leucine, mannitol, or magnesium stearate. The lactose may be anhydrous or in the form of the monohydrate. Other suitable excipients or carriers include dextran, glucose, maltose, sorbitol, xylitol, fructose, sucrose, and trehalose. The pharmaceutical compositions disclosed herein for inhaled/intranasal administration may further comprise a suitable flavor, such as menthol and levomenthol, or sweeteners, such as saccharin or saccharin sodium.

[0159] The pharmaceutical compositions disclosed herein for topical administration may be formulated to be immediate

release or modified release, including delayed-, sustained-, pulsed-, controlled-, targeted, and programmed release.

D. Modified Release

[0160] The pharmaceutical compositions disclosed herein may be formulated as a modified release dosage form. As used herein, the term "modified release" refers to a dosage form in which the rate or place of release of the active ingredient(s) is different from that of an immediate dosage form when administered by the same route. Modified release dosage forms include delayed-, extended-, prolonged-, sustained-, pulsatile-, controlled-, accelerated- and fast-, targeted-, programmed-release, and gastric retention dosage forms. The pharmaceutical compositions in modified release dosage forms can be prepared using a variety of modified release devices and methods known to those skilled in the art, including, but not limited to, matrix controlled release devices, osmotic controlled release devices, multiparticulate controlled release devices, ion-exchange resins, enteric coatings, multilayered coatings, microspheres, liposomes, and combinations thereof. The release rate of the active ingredient(s) can also be modified by varying the particle sizes and polymorphism of the active ingredient(s).

[0161] Examples of modified release include, but are not limited to, those described in U.S. Pat. Nos. 3,845,770; 3,916,899; 3,536,809; 3,598,123; 4,008,719; 5,674,533; 5,059,595; 5,591,767; 5,120,548; 5,073,543; 5,639,476; 5,354,556; 5,639,480; 5,733,566; 5,739,108; 5,891,474; 5,922,356; 5,972,891; 5,980,945; 5,993,855; 6,045,830; 6,087,324; 6,113,943; 6,197,350; 6,248,363; 6,264,970; 6,267,981; 6,376,461; 6,419,961; 6,589,548; 6,613,358; and 6,699,500.

1. Matrix Controlled Release Devices

[0162] The pharmaceutical compositions disclosed herein in a modified release dosage form may be fabricated using a matrix controlled release device known to those skilled in the art (see, Takada et al in "Encyclopedia of Controlled Drug Delivery," Vol. 2, Mathiowitz ed., Wiley, 1999).

[0163] In one embodiment, the pharmaceutical compositions disclosed herein in a modified release dosage form is formulated using an erodible matrix device, which is water-swallowable, erodible, or soluble polymers, including synthetic polymers, and naturally occurring polymers and derivatives, such as polysaccharides and proteins.

[0164] Materials useful in forming an erodible matrix include, but are not limited to, chitin, chitosan, dextran, and pullulan; gum agar, gum arabic, gum karaya, locust bean gum, gum tragacanth, carrageenans, gum ghatti, guar gum, xanthan gum, and scleroglucan; starches, such as dextrin and maltodextrin; hydrophilic colloids, such as pectin; phosphatides, such as lecithin; alginates; propylene glycol alginate; gelatin; collagen; and cellulose, such as ethyl cellulose (EC), methylcellulose (MEC), carboxymethyl cellulose (CMC), CMEC, hydroxyethyl cellulose (HEC), hydroxypropyl cellulose (HPC), cellulose acetate (CA), cellulose propionate (CP), cellulose butyrate (CB), cellulose acetate butyrate (CAB), CAP, CAT, hydroxypropyl methyl cellulose (HPMC), HPMCP, HPMCAS, hydroxypropyl methyl cellulose acetate trimellitate (HPMCAT), and ethylhydroxy ethyl-cellulose (EHEC); polyvinyl pyrrolidone; polyvinyl alcohol; polyvinyl acetate; glycerol fatty acid esters; polyacrylamide; polyacrylic acid; copolymers of ethacrylic acid or methacrylic acid (EUDRAGIT®, Rohm America, Inc., Piscataway, N.J.); poly(2-hydroxyethyl-methacrylate); polylactides; copolymers of L-glutamic acid and ethyl-L-glutamate; degradable lactic acid-glycolic acid copolymers; poly-D-(-)-

3-hydroxybutyric acid; and other acrylic acid derivatives, such as homopolymers and copolymers of butylmethacrylate, methylmethacrylate, ethylmethacrylate, ethylacrylate, (2-dimethylaminoethyl)methacrylate, and (trimethylaminoethyl)methacrylate chloride.

[0165] In further embodiments, the pharmaceutical compositions are formulated with a non-erodible matrix device. The active ingredient(s) is dissolved or dispersed in an inert matrix and is released primarily by diffusion through the inert matrix once administered. Materials suitable for use as a non-erodible matrix device included, but are not limited to, insoluble plastics, such as polyethylene, polypropylene, polyisoprene, polyisobutylene, polybutadiene, polymethylmethacrylate, polybutylmethacrylate, chlorinated polyethylene, polyvinylchloride, methyl acrylate-methyl methacrylate copolymers, ethylene-vinylacetate copolymers, ethylene/propylene copolymers, ethylene/ethyl acrylate copolymers, vinylchloride copolymers with vinyl acetate, vinylidene chloride, ethylene and propylene, ionomer polyethylene terephthalate, butyl rubber epichlorohydrin rubbers, ethylene/vinyl alcohol copolymer, ethylene/vinyl acetate/vinyl alcohol terpolymer, and ethylene/vinyloxyethanol copolymer, polyvinyl chloride, plasticized nylon, plasticized polyethylene-terephthalate, natural rubber, silicone rubbers, polydimethylsiloxanes, silicone carbonate copolymers; hydrophilic polymers, such as ethyl cellulose, cellulose acetate, crospovidone, and cross-linked partially hydrolyzed polyvinyl acetate; and fatty compounds, such as carnauba wax, microcrystalline wax, and triglycerides.

[0166] In a matrix controlled release system, the desired release kinetics can be controlled, for example, via the polymer type employed, the polymer viscosity, the particle sizes of the polymer and/or the active ingredient(s), the ratio of the active ingredient(s) versus the polymer, and other excipients or carriers in the compositions.

[0167] The pharmaceutical compositions disclosed herein in a modified release dosage form may be prepared by methods known to those skilled in the art, including direct compression, dry or wet granulation followed by compression, melt-granulation followed by compression.

2. Osmotic Controlled Release Devices

[0168] The pharmaceutical compositions disclosed herein in a modified release dosage form may be fabricated using an osmotic controlled release device, including one-chamber system, two-chamber system, asymmetric membrane technology (AMT), and extruding core system (ECS). In general, such devices have at least two components: (a) the core which contains the active ingredient(s) and (b) a semipermeable membrane with at least one delivery port, which encapsulates the core. The semipermeable membrane controls the influx of water to the core from an aqueous environment of use so as to cause drug release by extrusion through the delivery port(s).

[0169] In addition to the active ingredient(s), the core of the osmotic device optionally includes an osmotic agent, which creates a driving force for transport of water from the environment of use into the core of the device. One class of osmotic agents water-swallowable hydrophilic polymers, which are also referred to as "osmopolymers" and "hydrogels," including, but not limited to, hydrophilic vinyl and acrylic polymers, polysaccharides such as calcium alginate, polyethylene oxide (PEO), polyethylene glycol (PEG), polypropylene glycol (PPG), poly(2-hydroxyethyl methacrylate), poly(acrylic acid), poly(methacrylic acid), polyvinylpyrrolidone (PVP), crosslinked PVP, polyvinyl alcohol (PVA), PVA/PVP copolymers, PVA/PVP copolymers with hydrophobic monomers such as methyl methacrylate and vinyl acetate, hydro-

philic polyurethanes containing large PEO blocks, sodium croscarmellose, carrageenan, hydroxyethyl cellulose (HEC), hydroxypropyl cellulose (HPC), hydroxypropyl methyl cellulose (HPMC), carboxymethyl cellulose (CMC) and carboxyethyl cellulose (CEC), sodium alginate, polycarbophil, gelatin, xanthan gum, and sodium starch glycolate.

[0170] The other class of osmotic agents are osmogens, which are capable of imbibing water to affect an osmotic pressure gradient across the barrier of the surrounding coating. Suitable osmogens include, but are not limited to, inorganic salts, such as magnesium sulfate, magnesium chloride, calcium chloride, sodium chloride, lithium chloride, potassium sulfate, potassium phosphates, sodium carbonate, sodium sulfite, lithium sulfate, potassium chloride, and sodium sulfate; sugars, such as dextrose, fructose, glucose, inositol, lactose, maltose, mannitol, raffinose, sorbitol, sucrose, trehalose, and xylitol; organic acids, such as ascorbic acid, benzoic acid, fumaric acid, citric acid, maleic acid, sebacic acid, sorbic acid, adipic acid, edetic acid, glutamic acid, p-toluenesulfonic acid, succinic acid, and tartaric acid; urea; and mixtures thereof.

[0171] Osmotic agents of different dissolution rates may be employed to influence how rapidly the active ingredient(s) is initially delivered from the dosage form. For example, amorphous sugars, such as Mannogeme EZ (SPI Pharma, Lewes, Del.) can be used to provide faster delivery during the first couple of hours to promptly produce the desired therapeutic effect, and gradually and continually release of the remaining amount to maintain the desired level of therapeutic or prophylactic effect over an extended period of time. In this case, the active ingredient(s) is released at such a rate to replace the amount of the active ingredient metabolized and excreted.

[0172] The core may also include a wide variety of other excipients and carriers as described herein to enhance the performance of the dosage form or to promote stability or processing.

[0173] Materials useful in forming the semipermeable membrane include various grades of acrylics, vinyls, ethers, polyamides, polyesters, and cellulosic derivatives that are water-permeable and water-insoluble at physiologically relevant pHs, or are susceptible to being rendered water-insoluble by chemical alteration, such as crosslinking. Examples of suitable polymers useful in forming the coating, include plasticized, unplasticized, and reinforced cellulose acetate (CA), cellulose diacetate, cellulose triacetate, CA propionate, cellulose nitrate, cellulose acetate butyrate (CAB), CA ethyl carbamate, CAP, CA methyl carbamate, CA succinate, cellulose acetate trimellitate (CAT), CA dimethylaminoacetate, CA ethyl carbonate, CA chloroacetate, CA ethyl oxalate, CA methyl sulfonate, CA butyl sulfonate, CA p-toluene sulfonate, agar acetate, amylose triacetate, beta glucan acetate, beta glucan triacetate, acetaldehyde dimethyl acetate, triacetate of locust bean gum, hydroxylated ethylene-vinylacetate, EC, PEG, PPG, PEG/PPG copolymers, PVP, HEC, HPC, CMC, CMEC, HPMC, HPMCP, HPMCAS, HPMCAT, poly(acrylic) acids and esters and poly(methacrylic) acids and esters and copolymers thereof, starch, dextran, dextrin, chitosan, collagen, gelatin, polyalkenes, polyethers, polysulfones, polyethersulfones, polystyrenes, polyvinyl halides, polyvinyl esters and ethers, natural waxes, and synthetic waxes.

[0174] Semipermeable membrane may also be a hydrophobic microporous membrane, wherein the pores are substantially filled with a gas and are not wetted by the aqueous medium but are permeable to water vapor, as disclosed in U.S. Pat. No. 5,798,119. Such hydrophobic but water-vapor permeable membrane are typically composed of hydrophobic

polymers such as polyalkenes, polyethylene, polypropylene, polytetrafluoroethylene, polyacrylic acid derivatives, polyethers, polysulfones, polyethersulfones, polystyrenes, polyvinyl halides, polyvinylidene fluoride, polyvinyl esters and ethers, natural waxes, and synthetic waxes.

[0175] The delivery port(s) on the semipermeable membrane may be formed post-coating by mechanical or laser drilling. Delivery port(s) may also be formed in situ by erosion of a plug of water-soluble material or by rupture of a thinner portion of the membrane over an indentation in the core. In addition, delivery ports may be formed during coating process, as in the case of asymmetric membrane coatings of the type disclosed in U.S. Pat. Nos. 5,612,059 and 5,698,220.

[0176] The total amount of the active ingredient(s) released and the release rate can substantially be modulated via the thickness and porosity of the semipermeable membrane, the composition of the core, and the number, size, and position of the delivery ports.

[0177] The pharmaceutical compositions in an osmotic controlled-release dosage form may further comprise additional conventional excipients or carriers as described herein to promote performance or processing of the formulation.

[0178] The osmotic controlled-release dosage forms can be prepared according to conventional methods and techniques known to those skilled in the art (see, *Remington: The Science and Practice of Pharmacy*, supra; Santus and Baker, *J. Controlled Release* 1995, 35, 1-21; Verma et al., *Drug Development and Industrial Pharmacy* 2000, 26, 695-708; Verma et al., *J. Controlled Release* 2002, 79, 7-27).

[0179] In certain embodiments, the pharmaceutical compositions disclosed herein are formulated as AMT controlled-release dosage form, which comprises an asymmetric osmotic membrane that coats a core comprising the active ingredient(s) and other pharmaceutically acceptable excipients or carriers. See, U.S. Pat. No. 5,612,059 and WO 2002/17918. The AMT controlled-release dosage forms can be prepared according to conventional methods and techniques known to those skilled in the art, including direct compression, dry granulation, wet granulation, and a dip-coating method.

[0180] In certain embodiments, the pharmaceutical compositions disclosed herein are formulated as ESC controlled-release dosage form, which comprises an osmotic membrane that coats a core comprising the active ingredient(s), a hydroxyethyl cellulose, and other pharmaceutically acceptable excipients or carriers.

3. Multiparticulate Controlled Release Devices

[0181] The pharmaceutical compositions disclosed herein in a modified release dosage form may be fabricated a multiparticulate controlled release device, which comprises a multiplicity of particles, granules, or pellets, ranging from about 10 μ m to about 3 mm, about 50 μ m to about 2.5 mm, or from about 100 μ m to about 1 mm in diameter. Such multiparticulates may be made by the processes known to those skilled in the art, including wet- and dry-granulation, extrusion/spheronization, roller-compaction, melt-congealing, and by spray-coating seed cores. See, for example, *Multiparticulate Oral Drug Delivery*; Marcel Dekker: 1994; and *Pharmaceutical Pelletization Technology*; Marcel Dekker: 1989.

[0182] Other excipients or carriers as described herein may be blended with the pharmaceutical compositions to aid in processing and forming the multiparticulates. The resulting particles may themselves constitute the multiparticulate device or may be coated by various film-forming materials,

such as enteric polymers, water-swellaable, and water-soluble polymers. The multiparticulates can be further processed as a capsule or a tablet.

4. Targeted Delivery

[0183] The pharmaceutical compositions disclosed herein may also be formulated to be targeted to a particular tissue, receptor, or other area of the body of the subject to be treated, including liposome-, resealed erythrocyte-, and antibody-based delivery systems. Examples include, but are not limited to, U.S. Pat. Nos. 6,316,652; 6,274,552; 6,271,359; 6,253,872; 6,139,865; 6,131,570; 6,120,751; 6,071,495; 6,060,082; 6,048,736; 6,039,975; 6,004,534; 5,985,307; 5,972,366; 5,900,252; 5,840,674; 5,759,542; and 5,709,874.

Methods of Use

[0184] Disclosed are methods for treating, preventing, or ameliorating one or more symptoms of a 5-HT receptor-mediated disorder, comprising administering to a subject having or being suspected to have such a disorder, a therapeutically effective amount of a compound as disclosed herein; or a pharmaceutically acceptable salt, solvate, or prodrug thereof.

[0185] 5-HT receptor-mediated disorders include, but are not limited to, psychosis, schizophrenia, schizoaffective disorders, psychotic depression, affective disorders, dementia, anxiety, sleep disorders, appetite disorders, bipolar disorders, restless leg syndrome, social anxiety disorders, dysthymia, psychosis secondary to hypertension, migraine, vasospasm, ischemia, motor tics, tremor, psychomotor slowing, bradykinesia, neuropathic pain, Parkinson's disease, Huntington's disease, Alzheimer's disease, spinocerebellar atrophy, Tourette's Syndrome, Friedrich's Ataxia, Machado-Joseph's disease, Lewy Body dementia, dystonia, progressive supranuclear palsy, frontotemporal dementia, dyskinesia, dystonia, myoclonus, tremor associated with dopamine modulation therapy, thrombotic conditions associated with myocardial infarction, thrombotic or ischemic stroke, idiopathic and thrombotic thrombocytopenic purpura, peripheral vascular disease, and Raynaud's disease, and any disorder which can lessened, alleviated, or benefited by modulating 5-HT receptors.

[0186] Furthermore, disclosed herein are methods of modulating the activity of 5-HT receptors, comprising contacting the receptors with at least one compound as disclosed herein, or a pharmaceutically acceptable salt, solvate, or prodrug thereof. In one embodiment, the 5-HT receptor(s) are expressed by a cell.

[0187] Disclosed herein are methods for treating a subject, including a human, having or suspected of having a 5-HT receptor-mediated disorder, or for preventing such a disorder in a subject prone to the disease; comprising administering to the subject a therapeutically effective amount of a compound as disclosed herein, or a pharmaceutically acceptable salt, solvate, or prodrug thereof; so as to affect decreased inter-individual variation in plasma levels of the compound or a metabolite thereof, during the treatment of the disorder as compared to the corresponding non-isotopically enriched compound.

[0188] In certain embodiments, the inter-individual variation in plasma levels of the compounds as disclosed herein, or metabolites thereof, is decreased by greater than about 5%, greater than about 10%, greater than about 20%, greater than about 30%, greater than about 40%, or by greater than about 50% as compared to the corresponding non-isotopically enriched compound.

[0189] Disclosed herein are methods for treating a subject, including a human, having or suspected of having a 5-HT receptor-mediated disorder, or for preventing such a disorder in a subject prone to the disorder; comprising administering to the subject a therapeutically effective amount of a compound as disclosed herein, or a pharmaceutically acceptable salt, solvate, or prodrug thereof; so as to affect increased average plasma levels of the compound or decreased average plasma levels of at least one metabolite of the compound per dosage unit as compared to the corresponding non-isotopically enriched compound.

[0190] In certain embodiments, the average plasma levels of the compound as disclosed herein are increased by greater than about 5%, greater than about 10%, greater than about 20%, greater than about 30%, greater than about 40%, or greater than about 50% as compared to the corresponding non-isotopically enriched compounds.

[0191] In certain embodiments, the average plasma levels of a metabolite of the compound as disclosed herein are decreased by greater than about 5%, greater than about 10%, greater than about 20%, greater than about 30%, greater than about 40%, or greater than about 50% as compared to the corresponding non-isotopically enriched compounds.

[0192] Plasma levels of the compound as disclosed herein, or metabolites thereof, are measured using the methods described by Li et al. (*Rapid Communications in Mass Spectrometry* 2005, 19, 1943-1950).

[0193] Disclosed herein are methods for treating a subject, including a human, having or suspected of having a 5-HT receptor-mediated disorder, or for preventing such a disorder in a subject prone to the disorder; comprising administering to the subject a therapeutically effective amount of a compound as disclosed herein, or a pharmaceutically acceptable salt, solvate, or prodrug thereof; so as to affect a decreased inhibition of, and/or metabolism by at least one cytochrome P₄₅₀ or monoamine oxidase isoform in the subject during the treatment of the disorder as compared to the corresponding non-isotopically enriched compound.

[0194] Examples of cytochrome P₄₅₀ isoforms in a mammalian subject include, but are not limited to, CYP1A1, CYP1A2, CYP1B1, CYP2A6, CYP2A13, CYP2B6, CYP2C8, CYP2C9, CYP2C18, CYP2C19, CYP2D6, CYP2E1, CYP2G1, CYP2J2, CYP2R1, CYP2S1, CYP3A4, CYP3A5, CYP3A5P1, CYP3A5P2, CYP3A7, CYP4A11, CYP4B1, CYP4F2, CYP4F3, CYP4F8, CYP4F11, CYP4F12, CYP4X1, CYP4Z1, CYP5A1, CYP7A1, CYP7B1, CYP8A1, CYP8B1, CYP11A1, CYP11B1, CYP11B2, CYP17, CYP19, CYP21, CYP24, CYP26A1, CYP26B1, CYP27A1, CYP27B1, CYP39, CYP46, and CYP51.

[0195] Examples of monoamine oxidase isoforms in a mammalian subject include, but are not limited to, MAO_A, and MAO_B.

[0196] In certain embodiments, the decrease in inhibition of the cytochrome P₄₅₀ or monoamine oxidase isoform by a compound as disclosed herein is greater than about 5%, greater than about 10%, greater than about 20%, greater than about 30%, greater than about 40%, or greater than about 50% as compared to the corresponding non-isotopically enriched compounds.

[0197] The inhibition of the cytochrome P₄₅₀ isoform is measured by the method of Ko et al. (*British Journal of Clinical Pharmacology*, 2000, 49, 343-351). The inhibition of the MAO_A isoform is measured by the method of Weyler et al. (*J. Biol. Chem.* 1985, 260, 13199-13207). The inhibition of the MAO_B isoform is measured by the method of Uebelhack et al. (*Pharmacopsychiatry*, 1998, 31, 187-192).

[0198] Disclosed herein are methods for treating a subject, including a human, having or suspected of having a 5-HT receptor-mediated disorder, or for preventing such a disorder in a subject prone to the disorder, or a pharmaceutically acceptable salt, solvate, or prodrug thereof, so as to affect a decreased metabolism via at least one polymorphically-expressed cytochrome P₄₅₀ isoform in the subject during the treatment of the disorder as compared to the corresponding non-isotopically enriched compound.

[0199] Examples of polymorphically-expressed cytochrome P₄₅₀ isoforms in a mammalian subject include, but are not limited to, CYP2C8, CYP2C9, CYP2C19, and CYP2D6.

[0200] In certain embodiments, the decrease in metabolism of the compound as disclosed herein by at least one polymorphically-expressed cytochrome P₄₅₀ isoforms cytochrome P₄₅₀ isoform is greater than about 5%, greater than about 10%, greater than about 20%, greater than about 30%, greater than about 40%, or greater than about 50% as compared to the corresponding non-isotopically enriched compound.

[0201] The metabolic activities of the cytochrome P₄₅₀ isoforms are measured by the method described in Example 6. The metabolic activities of the monoamine oxidase isoforms are measured by the methods described in Examples 7 and 8.

[0202] Disclosed herein are methods for treating a subject, including a human, having or suspected of having a 5-HT receptor-mediated disorder, or for preventing such a disorder in a subject prone to the disorder; comprising administering to the subject a therapeutically effective amount of a compound as disclosed herein, or a pharmaceutically acceptable salt, solvate, or prodrug thereof; so as to affect at least one statistically-significantly improved disorder-control and/or disorder-eradication endpoint, as compared to the corresponding non-isotopically enriched compound.

[0203] Examples of improved disorder-control and/or disorder-eradication endpoints include, but are not limited to, statistically-significant improvement in neuroprotection during an ischemic event, psychosis indices, reduction in psychotherapy side-effects including, but not limited to, akathisia, dysphoria, dystonia, Parkinsonism, seizure, tardive dyskinesia, and/or pain indices, and/or diminution of toxicity including but not limited to, hepatotoxicity or other toxicity, or a decrease in aberrant liver enzyme levels as measured by standard laboratory protocols, as compared to the corresponding non-isotopically enriched compound when given under the same dosing protocol including the same number of doses per day and the same quantity of drug per dose.

[0204] Disclosed herein are methods for treating a subject, including a human, having or suspected of having a 5-HT receptor-mediated disorder, or for preventing such a disorder in a subject prone to the disorder; comprising administering to the subject a therapeutically effective amount of a compound as disclosed herein, or a pharmaceutically acceptable salt, solvate, or prodrug thereof; so as to affect an improved clinical effect as compared to the corresponding non-isotopically enriched compound. Examples of improved clinical effects include, but are not limited to, statistically-significant improvement of pain indices, perfusion of ischemic tissues with oxygen, prevention of ischemia, entheogenic effects sufficient to facilitate psychotherapy, cataleptic effects sufficient to enable medical treatment of a non-compliant trauma victim, neuroprotection during an ischemic event, and/or diminution of hepatotoxicity, as compared to the corresponding non-isotopically enriched compound.

[0205] Disclosed herein are methods for treating a subject, including a human, having or suspected of having a 5-HT receptor-mediated disorder, or for preventing such a disorder in a subject prone to the disorder; comprising administering

to the subject a therapeutically effective amount of a compound as disclosed herein or a pharmaceutically acceptable salt, solvate, or prodrug thereof; so as to affect prevention of recurrence, or delay of decline or appearance, of abnormal alimentary or hepatic parameters as the primary clinical benefit, as compared to the corresponding non-isotopically enriched compound.

[0206] Disclosed herein are methods for treating a subject, including a human, having or suspected of having a 5-HT receptor-mediated disorder, or for preventing such a disorder in a subject prone to the disorder; comprising administering to the subject a therapeutically effective amount of a compound as disclosed herein, or a pharmaceutically acceptable salt, solvate, or prodrug thereof; so as to allow the treatment of said 5-HT receptor-mediated disorder while reducing or eliminating deleterious changes in any diagnostic hepatobiliary function endpoints as compared to the corresponding non-isotopically enriched compound.

[0207] Examples of diagnostic hepatobiliary function endpoints include, but are not limited to, alanine aminotransferase ("ALT"), serum glutamic-pyruvic transaminase ("SGPT"), aspartate aminotransferase ("AST" or "SGOT"), ALT/AST ratios, serum aldolase, alkaline phosphatase ("ALP"), ammonia levels, bilirubin, gamma-glutamyl transpeptidase ("GGT," "γ-GTP," or "GGT"), leucine aminopeptidase ("LAP"), liver biopsy, liver ultrasonography, liver nuclear scan, 5'-nucleotidase, and blood protein. Hepatobiliary endpoints are compared to the stated normal levels as given in "Diagnostic and Laboratory Test Reference", 4th edition, Mosby, 1999. These assays are run by accredited laboratories according to standard protocol.

[0208] Depending on the disorder to be treated and the subject's condition, the compound as disclosed herein disclosed herein may be administered by oral, parenteral (e.g., intramuscular, intraperitoneal, intravenous, ICV, intracisternal injection or infusion, subcutaneous injection, or implant), inhalation, nasal, vaginal, rectal, sublingual, or topical (e.g., transdermal or local) routes of administration, and may be formulated, alone or together, in suitable dosage unit with pharmaceutically acceptable carriers, adjuvants and vehicles appropriate for each route of administration.

[0209] The dose may be in the form of one, two, three, four, five, six, or more sub-doses that are administered at appropriate intervals per day. The dose or sub-doses can be administered in the form of dosage units containing from about 0.1 to about 1000 milligram, from about 0.1 to about 500 milligrams, or from 0.5 about to about 100 milligram active ingredient(s) per dosage unit, and if the condition of the patient requires, the dose can, by way of alternative, be administered as a continuous infusion.

[0210] In certain embodiments, an appropriate dosage level is about 0.01 to about 100 mg per kg patient body weight per day (mg/kg per day), about 0.01 to about 50 mg/kg per day, about 0.01 to about 25 mg/kg per day, or about 0.05 to about 10 mg/kg per day, which may be administered in single or multiple doses. A suitable dosage level may be about 0.01 to about 100 mg/kg per day, about 0.05 to about 50 mg/kg per day, or about 0.1 to about 10 mg/kg per day. Within this range the dosage may be about 0.01 to about 0.1, about 0.1 to about 1.0, about 1.0 to about 10, or about 10 to about 50 mg/kg per day.

Combination Therapy

[0211] The compounds disclosed herein may also be combined or used in combination with other agents useful in the treatment, prevention, or amelioration of one or more symptoms of a 5-HT receptor-mediated disorder. Or, by way of

example only, the therapeutic effectiveness of one of the compounds described herein may be enhanced by administration of an adjuvant (i.e., by itself the adjuvant may only have minimal therapeutic benefit, but in combination with another therapeutic agent, the overall therapeutic benefit to the patient is enhanced).

[0212] Such other agents, adjuvants, or drugs, may be administered, by a route and in an amount commonly used therefor, simultaneously or sequentially with a compound as disclosed herein. When a compound as disclosed herein is used contemporaneously with one or more other drugs, a pharmaceutical composition containing such other drugs in addition to the compound disclosed herein may be utilized, but is not required. Accordingly, the pharmaceutical compositions disclosed herein include those that also contain one or more other active ingredients or therapeutic agents, in addition to the compound disclosed herein.

[0213] In certain embodiments, the compounds disclosed herein can be combined with one or more antipsychotics known in the art, including, but not limited to, chlorpromazine, fluphenazine, perphenazine, prochlorperazine, thioridazine, trifluoperazine, haloperidol, haloperidol decanoate, droperidol, pimozide, amisulpride, aripiprazole, bifeprunox, clozapine, melperone, norclozapine, olanzapine, risperidone, paliperidone, quetiapine, symbyax, tetrabenazine, and ziprazidone.

[0214] In certain embodiments, the compounds disclosed herein can be combined with one or more a NMDA-receptor modulators known in the art, including, but not limited to, ketamine, phencyclidine, amantadine, ibogaine, memantine, nitrous oxide, and dextromethorphan.

[0215] In certain embodiments, the compounds disclosed herein can be combined with one or more 5-HT modulators known in the art, including, but not limited to, agomelatine, alpha-methyl-5-HT, DOI, cyproheptadine, ketanserin, lysergic acid diethylamide, mesulergine, mirtazapine, nefazodone, pizotifen, and trazodone.

[0216] The compounds disclosed herein can also be administered in combination with other classes of compounds, including, but not limited to, endothelin converting enzyme (ECE) inhibitors, such as phosphoramidon; thromboxane receptor antagonists, such as ifetroban; potassium channel openers; thrombin inhibitors, such as hirudin; growth factor inhibitors, such as modulators of PDGF activity; platelet activating factor (PAF) antagonists; anti-platelet agents, such as GPIIb/IIIa blockers (e.g., abcdimab, eptifibatide, and tirofiban), P2Y₁(AC) antagonists (e.g., clopidogrel, ticlopidine and CS-747), and aspirin; anticoagulants, such as warfarin; low molecular weight heparins, such as enoxaparin; Factor VIIa Inhibitors and Factor Xa Inhibitors; renin inhibitors; neutral endopeptidase (NEP) inhibitors; vasopeptidase inhibitors (dual NEP-ACE inhibitors), such as omapatrilat and gemopatrilat; HMG CoA reductase inhibitors, such as pravastatin, lovastatin, atorvastatin, simvastatin, NK-104 (a.k.a. itavastatin, nisvastatin, or nisbastatin), and ZD-4522 (also known as rosuvastatin, or atavastatin or visastatin); squalene synthetase inhibitors; fibrates; bile acid sequestrants, such as questran; niacin; anti-atherosclerotic agents, such as ACAT inhibitors; MTP Inhibitors; calcium channel blockers, such as amlodipine besylate; potassium channel activators; alpha-adrenergic agents; beta-adrenergic agents, such as carvedilol and metoprolol; antiarrhythmic agents; diuretics, such as chlorothiazide, hydrochlorothiazide, flumethiazide, hydroflumethiazide, bendroflumethiazide, methylchlorothiazide, trichloromethiazide, polythiazide, benzothiazide, ethacrynic acid, tricrynafene, chlorthalidone, furosenilide, musolimine, bumetanide, triamterene,

amiloride, and spironolactone; thrombolytic agents, such as tissue plasminogen activator (tPA), recombinant tPA, streptokinase, urokinase, prourokinase, and anisoylated plasminogen streptokinase activator complex (APSAC); anti-diabetic agents, such as biguanides (e.g. metformin), glucosidase inhibitors (e.g., acarbose), insulins, meglitinides (e.g., repaglinide), sulfonylureas (e.g., glimepiride, glyburide, and glipizide), thiozolidinediones (e.g. troglitazone, rosiglitazone and pioglitazone), and PPAR-gamma agonists; mineralocorticoid receptor antagonists, such as spironolactone and eplerenone; growth hormone secretagogues; aP2 inhibitors; phosphodiesterase inhibitors, such as PDE III inhibitors (e.g., cilostazol) and PDE V inhibitors (e.g., sildenafil, tadalafil, vardenafil); protein tyrosine kinase inhibitors; antiinflammatories; antiproliferatives, such as methotrexate, FK506 (tacrolimus, Prograf), mycophenolate mofetil; chemotherapeutic agents; immunosuppressants; anticancer agents and cytotoxic agents (e.g., alkylating agents, such as nitrogen mustards, alkyl sulfonates, nitrosoureas, ethylenimines, and triazines); antimetabolites, such as folate antagonists, purine analogues, and pyridine analogues; antibiotics, such as anthracyclines, bleomycins, mitomycin, dactinomycin, and plicamycin; enzymes, such as L-asparaginase; farnesyl-protein transferase inhibitors; hormonal agents, such as glucocorticoids (e.g., cortisone), estrogens/antiestrogens, androgens/antiandrogens, progestins, and luteinizing hormone-releasing hormone antagonists, and octreotide acetate; microtubule-disruptor agents, such as ecteinascidins; microtubule-stabilizing agents, such as paclitaxel, docetaxel, and epothilones A-F; plant-derived products, such as vinca alkaloids, epipodophyllotoxins, and taxanes; and topoisomerase inhibitors; prenyl-protein transferase inhibitors; and cyclosporins; steroids, such as prednisone and dexamethasone; cytotoxic drugs, such as azathioprine and cyclophosphamide; TNF-alpha inhibitors, such as tenidap; anti-TNF antibodies or soluble TNF receptor, such as etanercept, rapamycin, and leflunimide; and cyclooxygenase-2 (COX-2) inhibitors, such as celecoxib and rofecoxib; and miscellaneous agents such as, hydroxyurea, procarbazine, mitotane, hexamethylmelamine, gold compounds, platinum coordination complexes, such as cisplatin, satraplatin, and carboplatin.

Kits/Articles of Manufacture

[0217] For use in the therapeutic applications described herein, kits and articles of manufacture are also described herein. Such kits can comprise a carrier, package, or container that is compartmentalized to receive one or more containers such as vials, tubes, and the like, each of the container(s) comprising one of the separate elements to be used in a method described herein. Suitable containers include, for example, bottles, vials, syringes, and test tubes. The containers can be formed from a variety of materials such as glass or plastic.

[0218] For example, the container(s) can comprise one or more compounds described herein, optionally in a composition or in combination with another agent as disclosed herein. The container(s) optionally have a sterile access port (for example the container can be an intravenous solution bag or a vial having a stopper pierceable by a hypodermic injection needle). Such kits optionally comprise a compound with an identifying description or label or instructions relating to its use in the methods described herein.

[0219] A kit will typically comprise one or more additional containers, each with one or more of various materials (such as reagents, optionally in concentrated form, and/or devices) desirable from a commercial and user standpoint for use of a

compound described herein. Non-limiting examples of such materials include, but are not limited to, buffers, diluents, filters, needles, syringes; carrier, package, container, vial and/or tube labels listing contents and/or instructions for use, and package inserts with instructions for use. A set of instructions will also typically be included.

[0220] A label can be on or associated with the container. A label can be on a container when letters, numbers or other characters forming the label are attached, molded or etched into the container itself, a label can be associated with a container when it is present within a receptacle or carrier that also holds the container, e.g., as a package insert. A label can be used to indicate that the contents are to be used for a specific therapeutic application. The label can also indicate directions for use of the contents, such as in the methods described herein. These other therapeutic agents may be used, for example, in the amounts indicated in the Physicians' Desk Reference (PDR) or as otherwise determined by one of ordinary skill in the art.

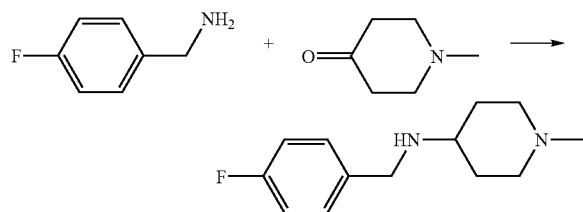
[0221] The invention is further illustrated by the following examples:

EXAMPLE 1

1-(4-Fluorobenzyl)-3-(4-isobutoxybenzyl)-1-(1-methylpiperidin-4-yl)urea hemi-tartrate

Step 1

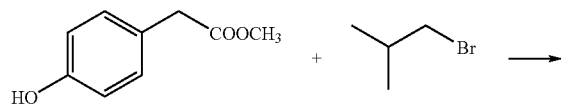
[0222]



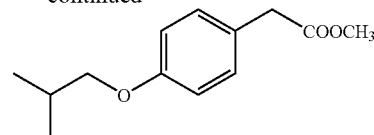
[0223] (4-Fluoro-benzyl)-(1-methyl-piperidin-4-yl)-amine: To a solution of 4-fluorobenzylamine (3.67 g, 29.3 mmol) and N-methyl-piperidine-4-one (3.48 g, 30.7 mmol) in methanol (30 mL) was added triacetoxyborohydride (6.5 g, 30.6 mmol) within 30 minutes at 0°C . The reaction mixture was stirred at ambient temperature for another 2 hours. After consumption of the amine monitored by thin layer chromatography (DCM/MeOH, 9/1, v/v), 30 mL of 10% sodium hydroxide solution was added. The reaction mixture was concentrated in vacuo and the residue was subjected to standard extractive work up. Removal of the solvent afforded the title compound as an oil (6 g, 92%). ^1H NMR (300 MHz, CDCl_3) δ 7.75 (m, 2H), 7.10 (m, 2H), 5.88 (br. s, 1H), 3.96 (m, 1H), 2.81 (m, 2H), 2.29 (s, 3H), 2.10-2.18 (m, 4H), 1.54 (m, 2H); LC-MS, m/z =223, (M+H).

Step 2

[0224]



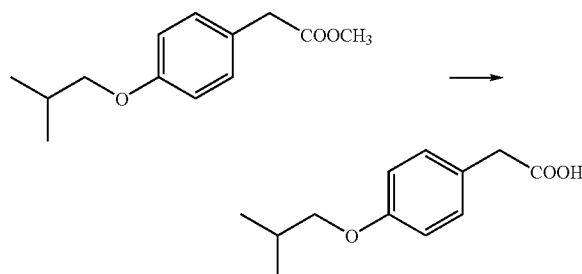
-continued



[0225] Methyl 2-(4-isobutoxyphenyl)acetate: A mixture of methyl 2-(4-hydroxyphenyl)acetate (7.3 g, 44.3 mmol) and potassium carbonate (15.5 g, 11.2 mmol) in N,N-dimethylformamide (100 mL) was stirred for 1 hour at ambient temperature followed by the addition of 1-bromo-2-methylpropane (9.6 mL, 88.5 mmol). The reaction mixture was heated at 80°C . and vigorously stirred for 3 days. The reaction mixture was cooled to ambient temperature, filtered and concentrated in vacuo. The residue was subjected to standard extractive work up. Removal of the solvent afforded the title compound (10.2 g, quantitative yield, R_f =0.3, petroleum ether/ethyl acetate=20/1) which was used in next step without further purification. GC-MS, m/z =222, (M+).

Step 3

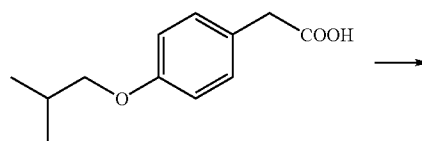
[0226]



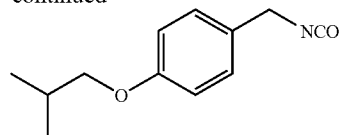
[0227] 2-(4-Isobutoxyphenyl)acetic acid: The crude methyl 2-(4-isobutoxyphenyl)acetate (9.33 g) was dissolved in methanol (50 mL) and water (50 mL) and potassium hydroxide (5 g, 89 mmol) was added subsequently. The reaction mixture was stirred at ambient temperature for 16 hours. The solvent was removed and the residue was subjected to standard extractive work up. Removal of the solvent afforded the crude product which was recrystallized from hexane to afford the title compound (7.81 g, 92% yield of two steps). ^1H NMR (300 MHz, CDCl_3) δ 7.18 (d, J =8.4 Hz, 2H), 6.86 (d, J =8.4 Hz, 2H), 3.70 (d, J =6.3 Hz, 2H), 3.59 (s, 2H), 2.07 (m, 1H), 1.03 (d, J =6.6 Hz, 6H); LC-MS, m/z =209.4 (M+H); HPLC, 97.6%, (214 nm).

Step 4

[0228]

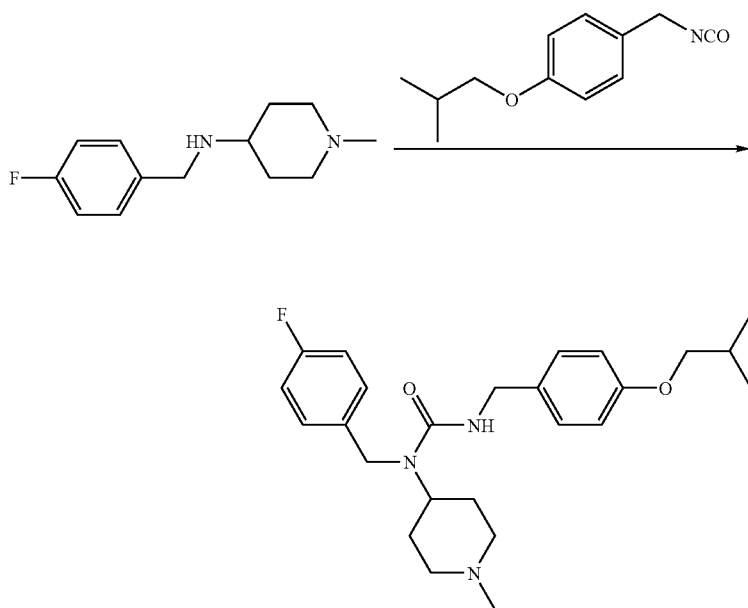


-continued



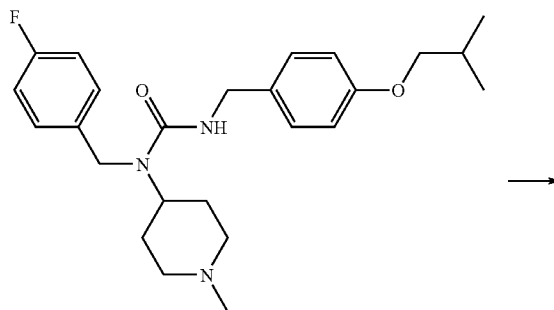
[0229] 1-Isobutoxy-4-(isocyanatomethyl)benzene: To a solution of 2-(4-Isobutoxyphenyl)acetic acid (1 g, 4.8 mmol) in anhydrous tetrahydrofuran (3 mL) was added N,N,N',N'-tetramethylnaphthalene-1,8-diamine (1.03 g, 4.8 mmol) at ambient temperature under nitrogen atmosphere. After stirring for 25 minutes, diphenylphosphoryl azide (1.32 g, 4.8 mmol) was added dropwise and then the mixture was heated to reflux for 6 hours. The reaction mixture was cooled to ambient temperature and then stored at -20°C . for 20 hours to precipitate out ammonium phosphonate salt. A mixture of ether and ethyl acetate (v/v=1/1, 5 mL) was added to the cold reaction mixture. The precipitate formed was filtered off and the cake was washed with ether/ethyl acetate (1/1, v/v, 4 mL). The filtrate was concentrated in vacuo to dryness to afford the title compound (800 mg, 94% yield) which was used directly in next step without further purification.

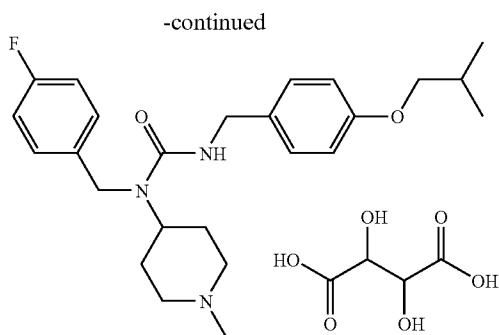
Step 5

[0230]

[0231] 1-(4-Fluorobenzyl)-3-(4-isobutoxybenzyl)-1-(1-methylpiperidin-4-yl)urea: To a solution of N-(4-fluorobenzyl)-1-methylpiperidin-4-amine (793 mg, 3.74 mmol) in anhydrous tetrahydrofuran (12 mL) was added 1-isobutoxy-4-(isocyanatomethyl)benzene (800 mg, 4.49 mmol) at ambient temperature. The reaction mixture was stirred at ambient temperature for 16 hours. The reaction mixture was concentrated and purified by flash column chromatography on silica gel (ethyl acetate) to afford the title compound (1.15 g, 60.4% yield). ^1H NMR (300 MHz, CDCl_3) δ 7.17 (m, 2H), 7.01 (m, 4H), 6.76 (d, $J=8.7$ Hz, 2H), 4.44 (m, 1H), 4.42 (m, 1H), 4.36 (s, 2H), 4.26 (d, $J=5.1$ Hz, 2H), 3.66 (d, $J=6.3$ Hz, 2H), 2.86 (m, 2H), 2.25 (s, 3H), 2.04 (m, 3H), 1.64 (m, 4H), 0.99 (d, $J=6.6$ Hz, 6H); LC-MS, $m/z=428$ (M+H), 450.4 (M+Na), 855.6 (2M+H).

Step 6

[0232]



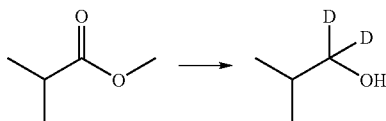
[0233] 1-(4-Fluorobenzyl)-3-(4-isobutoxybenzyl)-1-(1-methylpiperidin-4-yl)urea hemi-tartrate: To a solution of 1-(4-fluorobenzyl)-3-(4-isobutoxybenzyl)-1-(1-methylpiperidin-4-yl)urea (600 mg, 1.4 mmol) in isopropyl acetate (8 mL) was added a solution of L-tartaric acid in water-tetrahydrofuran (0.2 mL/2 mL) at ambient temperature. The suspension was stirred for 2 days at ambient temperature. The tartrate salt was filtered, washed with isopropyl acetate and dried at 40° C. to afford the title compound (356 mg, 44%). ¹H NMR (300 MHz, DMSO-d₆) δ 7.26 (m, 2H), 7.17 (m, 4H), 6.92 (m, 1H), 6.86 (d, J=8.1 Hz, 2H), 4.43 (s, 2H), 4.20 (d, J=5.4 Hz, 2H), 3.99 (br. s, 2H), 3.72 (d, J=6.6 Hz, 2H), 2.92 (br. s, 2H), 2.03 (s, 3H), 1.99 (m, 2H), 1.67 (m, 1H), 1.53 (m, 4H), 0.99 (d, J=6.6 Hz, 6H); LC-MS, m/z=428.3 (M+H).

EXAMPLE 2

d₂-1-(4-Fluorobenzyl)-3-(4-isobutoxybenzyl)-1-(1-methylpiperidin-4-yl)urea hemi-tartrate

Step 1

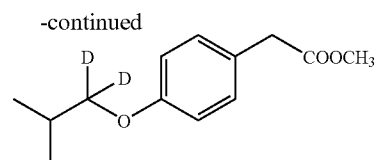
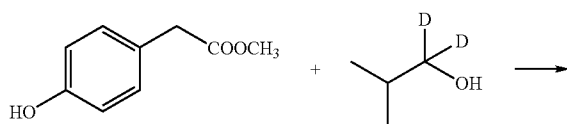
[0234]



[0235] d₂-2-methylpropan-1-ol: To a suspension of lithium aluminum deuteride (1.9 g, 45 mmol) anhydrous ether (15 mL) was added dropwise methyl isobutyrate (3.06 g, 30 mmol) at 0° C. The reaction mixture was stirred at 0° C. for 16 hours. The reaction mixture was filtered and the solid was further washed with ether (30 mL). The filtrate was dried over anhydrous sodium sulfate, filtered and concentrated in vacuo to afford a clear oil (526 mg, 23% yield) which was used directly in next step without further purification.

Step 2

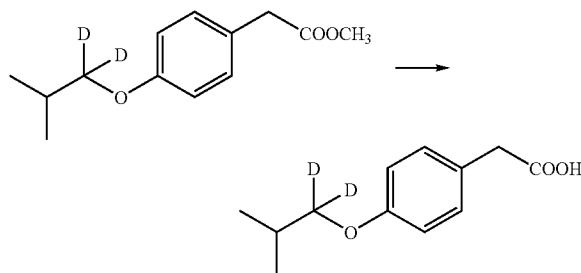
[0236]



[0237] d₂-Methyl 2-(4-isobutoxyphenyl)acetate: To a mixture of d₂-2-methylpropan-1-ol (1.53 g, 20 mmol) and diisopropyl azodicarboxylate (4.4 mL, 22 mmol) in tetrahydrofuran (10 mL) was added dropwise to a solution of triphenylphosphine (5.77 g, 22 mmol) and 2-(4-hydroxyphenyl)acetate (3.32 g, 20 mmol) in tetrahydrofuran (10 mL) at 0° C. The reaction mixture was stirred at room temperature for 16 hours. The reaction mixture was quenched with aqueous sodium bicarbonate and subjected to standard extractive work up. The solvent was removed and the residue was purified by flash column chromatography on silica gel (ether/ethyl acetate=1:20) to afford the title compound (1.89 g, 42% yield). ¹H NMR (300 MHz, CDCl₃) δ 7.18 (d, J=8.7 Hz, 2H), 6.85 (d, J=8.7 Hz, 2H), 3.68 (s, 3H), 3.56 (s, 2H), 2.06 (m, 1H), 0.99 (d, J=6.6 Hz, 6H); LC-MS, m/z=225.1 (M+H).

Step 3

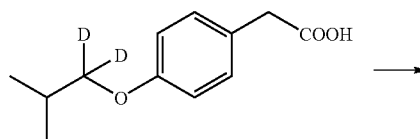
[0238]



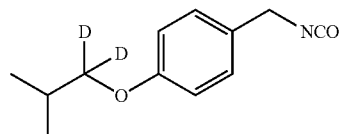
[0239] d₂-2-(4-Isobutoxyphenyl)acetic acid: A mixture of d₂-methyl 2-(4-isobutoxyphenyl)acetate (240 mg, 1.06 mmol), potassium carbonate (147 mg, 106 mmol) and water (2 mL) in methanol (2 mL) was heated to 70° C. in a sealed tube. The reaction mixture was stirred at the temperature for 16 hours. After cooling to ambient temperature, the reaction mixture was diluted with water (5 mL) and acidified with 1M HCl solution. The precipitate formed was collected by filtration and air-dried to yield the product as a white solid (190 mg, 85%). ¹H NMR (300 MHz, DMSO-d₆) δ 7.14 (d, J=8.7 Hz, 2H), 6.84 (d, J=8.4 Hz, 2H), 3.46 (s, 2H), 1.97 (m, 1H), 0.95 (d, J=6.6 Hz, 6H); LC-MS, m/z=209.2 (M-H).

Step 4

[0240]

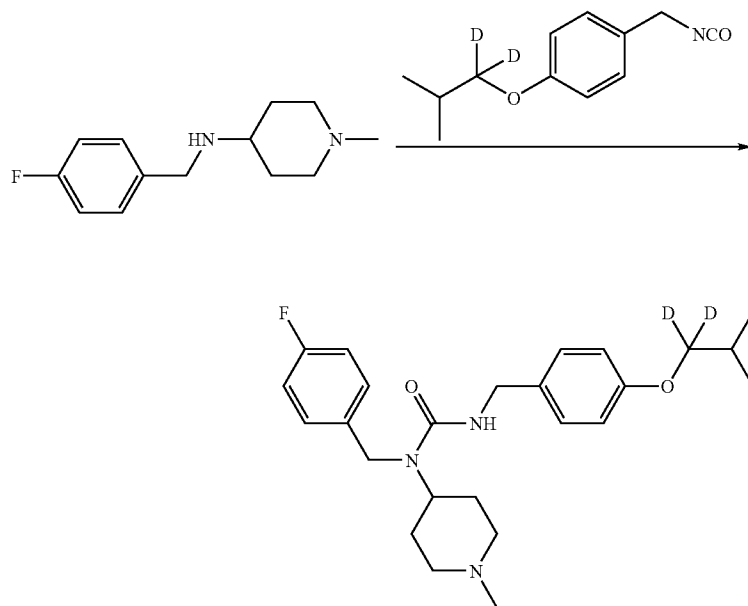


-continued



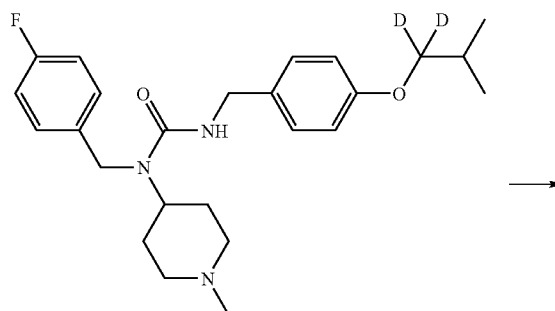
[0241] d_2 -1-Isobutoxy-4-(isocyanatomethyl)benzene: To a solution of d_2 -2-(4-isobutoxyphenyl)acetic acid (400 mg, 1.9 mmol) in anhydrous tetrahydrofuran (3 mL) was added N,N,N',N'-tetramethylnaphthalene-1,8-diamine (407 mg, 1.9 mmol) at ambient temperature under nitrogen atmosphere. After stirring at ambient temperature for 25 minutes, diphenylphosphoryl azide (523 mg, 1.9 mmol) was added dropwise and then the reaction mixture was heated to reflux for 6 hours. After cooling to ambient temperature, the reaction mixture was stored at -20°C . for 20 hours, and diluted with ether-ethyl acetate (1:1, 5 mL), filtered and concentrated in vacuo give the title compound which was used directly in next step without further purification.

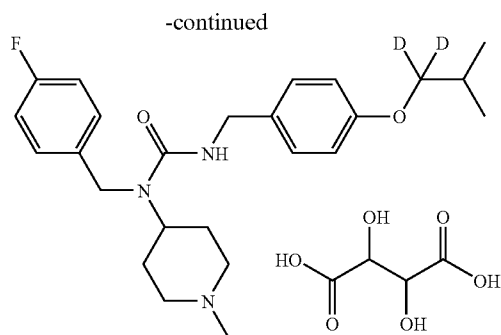
Step 5

[0242]

[0243] d_2 -1-(4-Fluorobenzyl)-3-(4-isobutoxybenzyl)-1-(1-methylpiperidin-4-yl)urea: To a solution of N-(4-fluorobenzyl)-1-methylpiperidin-4-amine (421 mg, 1.9 mmol) in anhydrous tetrahydrofuran (4 mL) was added d_2 -1-isobutoxy-4-(isocyanatomethyl)benzene (342 mg, 1.9 mmol) at ambient temperature and stirred for 16 hours. The reaction mixture was concentrated in vacuo and the residue was purified by flash column chromatography on silica gel (ethyl acetate) to give the title compound (200 mg, 25% yield). ^1H NMR (300 MHz, $\text{DMSO}-d_6$) δ 7.23 (m, 2H), 7.12 (m, 4H), 6.80 (d, $J=8.4$ Hz, 2H), 4.39 (s, 2H), 4.16 (s, 2H), 4.01 (m, 1H), 3.98 (s, 1H), 2.96 (m, 2H), 2.29 (s, 3H), 2.28 (m, 2H), 1.95 (m, 1H), 1.62 (m, 2H), 1.49 (m, 2H), 0.94 (d, $J=6.6$ Hz, 6H); LC-MS, $m/z=430.1$ ($M+H$).

Step 6

[0244]



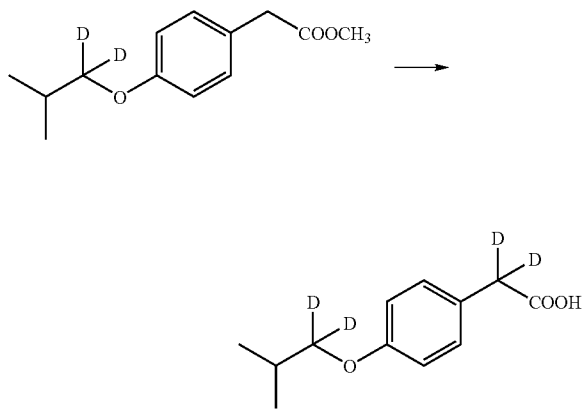
[0245] d_2 -1-(4-Fluorobenzyl)-3-(4-isobutoxybenzyl)-1-(1-methylpiperidin-4-yl)urea hemi-tartrate: To a solution of d_2 -1-(4-fluorobenzyl)-3-(4-isobutoxybenzyl)-1-(1-methylpiperidin-4-yl)urea (187 mg, 0.43 mmol) in isopropyl acetate (1.8 mL) was added a solution of L-tartaric acid in water-tetrahydrofuran (0.04 mL/0.4 mL) at room temperature. The suspension was stirred for 2 days at ambient temperature. The tartrate salt was filtered, washed with cold isopropyl acetate (5 mL) and dried at 40° C. to afford the title compound (140 mg, 63%). ^1H NMR (300 MHz, DMSO- d_6) δ 7.24 (m, 2H), 7.13 (m, 4H), 6.89 (m, 1H), 6.83 (m, 2H), 4.40 (s, 2H), 4.17 (d, $J=5.7$ Hz, 2H), 4.03 (br. s, 2H), 2.90 (m, 2H), 2.20 (s, 3H), 1.99 (m, 2H), 1.95 (m, 1H), 1.60 (m, 2H), 1.49 (m, 2H), 0.95 (d, $J=6.6$ Hz, 6H); ESI-MS 430.1 (M+H) $^+$.

EXAMPLE 3

d_9 -1-(4-Fluorobenzyl)-3-(4-isobutoxybenzyl)-1-(1-methylpiperidin-4-yl)urea hemi-tartrate

Step 1

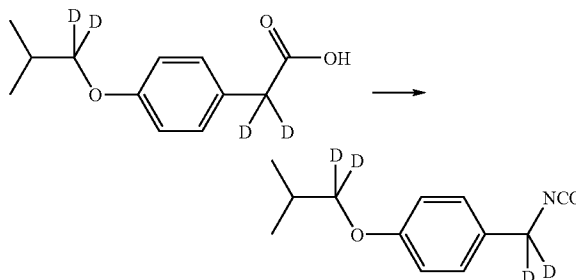
[0246]



[0247] d_4 -2-(4-Isobutoxyphenyl)acetic acid: This procedure was carried out as described in Example 2, Step 3, by replacing methanol with d_4 -methanol. Yield: 450 mg, 60%. ^1H NMR (300 MHz, CD_3OD) δ 7.24 (d, $J=7.8$ Hz, 2H), 6.85 (d, $J=7.8$ Hz, 2H), 2.03 (m, 1H), 103 (d, $J=6.9$ Hz, 6H); LC-MS, $m/z=211.2$ (M-H).

Step 2

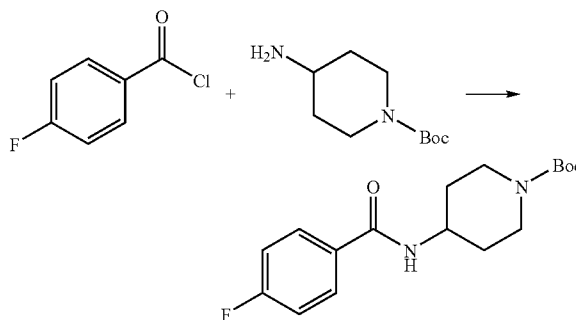
[0248]



[0249] d_4 -1-Isobutoxy-4-isocyanatomethyl-benzene: This procedure was carried out as described in Example 2, Step 4, by replacing d_2 -2-(4-isobutoxyphenyl)acetic acid with d_4 -2-(4-isobutoxyphenyl)acetic acid. Yield: 582 mg. Used directly in next step without further purification.

Step 3

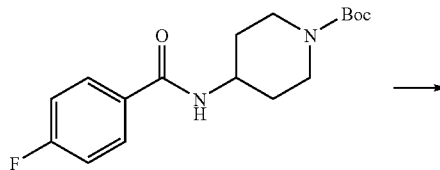
[0250]



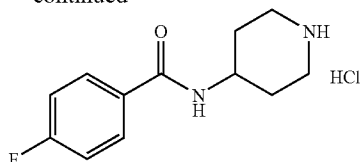
[0251] 1-N-tert-Butoxycarbonyl-4-(4-fluorobenzamido)piperidine: To a solution of 1-N-tert-butoxycarbonyl-4-aminopiperidine (430 mg, 2.4 mmol) in dichloromethane (30 mL) was added 4-fluorobenzyl chloride (0.26 mL) at 0° C. The reaction mixture was stirred at ambient temperature for 1 hour and subjected to standard extractive work up. The solvent was removed and the residue was purified by flash column chromatography on silica gel (petroleum ether-ethyl acetate 3:1) to give the title compound as a white solid (670 mg, 97% yield). ^1H NMR (300 MHz, CDCl_3) δ 7.77 (m, 2H), 7.14 (t, 2H), 5.90 (d, $J=7.2$ Hz, 1H), 4.10 (m, 3H), 2.91 (m, 2H), 2.03 (m, 2H), 1.39 (s, 9H), 1.35 (m, 2H); ESI-MS $m/z=323.3$ (M+H).

Step 4

[0252]

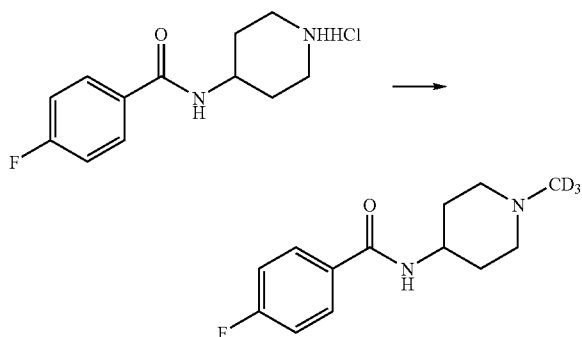


-continued



[0253] 4-fluoro-N-(piperidin-4-yl)benzamide hydrochloride salt: 1-N-tert-butoxycarbonyl-4-(4-fluorobenzamido)piperidine (570 mg, 1.77 mmol) was added a 2N solution of hydrochloric acid in ethyl acetate (40 mL) at 0° C. The reaction mixture was stirred for 2 hours at 0° C. The volatiles were removed in vacuo to give the title compound as a white solid (540 mg, quantitative yield) which was used directly in next step without further purification. ESI-MS m/z =223.1 (M+H)⁺.

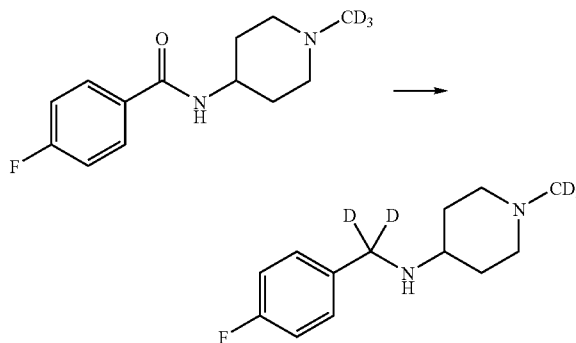
Step 5

[0254]

[0255] d₃-4-Fluoro-N-(1-methyl-piperidin-4-yl)-benzamide: Triethylamine (393 mg, 3.88 mmol) was added to a solution of 4-fluoro-N-piperidin-4-yl-benzamide hydrochloride salt (1 g, 3.88 mmol) in d₄-methanol (15 mL). The resulting mixture was stirred at ambient temperature for 15 minutes, d₂-formic acid (373 mg, 7.76 mmol) and 20% aqueous d₂-formaldehyde (3.04 mL, 7.76 mmol) were added sequentially to the reaction mixture. The reaction was heated

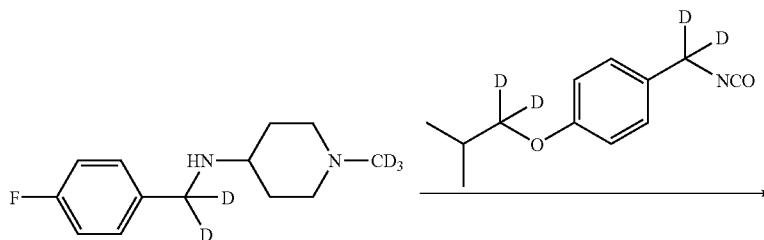
to reflux for 16 hours, cooled to ambient temperature, and subjected to standard extractive work up. The solvent was removed to give the title compound (714 mg, yield 77%). ¹H NMR (300 MHz, CDCl₃) δ 1.52-1.63 (m, 2H), 2.02-2.19 (m, 4H), 2.74 (d, J=11.1 Hz, 2H), 3.97 (s, 1H), 5.93 (s, 1H), 7.10 (t, J=8.1 Hz, 2H), 7.76 (t, J=6.9 Hz, 2H); ESI-MS 240.1 (M+H)⁺.

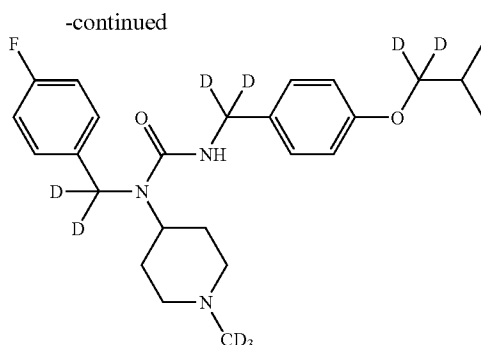
Step 6

[0256]

[0257] d₅-[1-(4-Fluoro-phenyl)-1-methyl-ethyl]-(1-methyl-piperidin-4-yl)-amine: To a solution of lithium aluminum deuteride (440 mg, 10.5 mmol) in anhydrous 1,4-dioxane (40 mL) was added dropwise a solution of d₃-4-fluoro-N-(1-methyl-piperidin-4-yl)-benzamide (714 mg, 2.99 mmol) in anhydrous 1,4-dioxane (60 mL) under nitrogen atmosphere. The resulting mixture was heated to reflux for 2.5 hours, cooled to ambient temperature, quenched with cold 50% aqueous sodium hydroxide (20 mL), filtered and subjected to standard extractive work up. The solvent was removed to give the title compound (588 mg, yield 86.7%). ¹H NMR (300 MHz, CDCl₃) δ 1.43-1.50 (m, 2H), 1.88-2.01 (m, 4H), 2.48 (d, J=3.6 Hz, 1H), 2.82 (d, J=6.9 Hz, 2H), 6.85 (t, J=8.1 Hz, 2H), 7.29 (d, J=6.6 Hz, 2H); ESI-MS 228.2 (MH)⁺.

Step 7

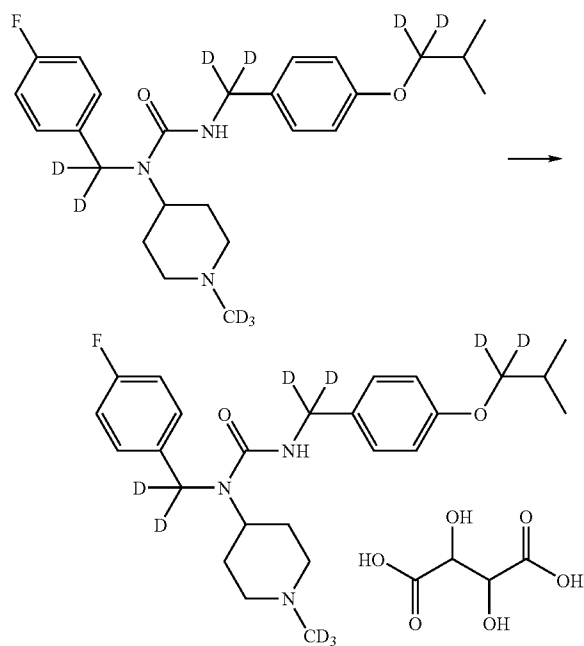
[0258]



[0259] d_9 -3-(4-Fluorophenyl)-N-(4-isobutoxybenzyl)-2-(1-methylpiperidin-4-yl)-propionamide: This procedure was carried out as described in Example 2, Step 5, by replacing d_2 -2-(4-isobutoxyphenyl)acetic acid with d_4 -2-(4-isobutoxyphenyl)acetic acid, and by replacing [1-(4-fluorophenyl)-1-methyl-ethyl]-(1-methylpiperidin-4-yl)-amine with d_5 -[1-(4-fluorophenyl)-1-methyl-ethyl]-(1-methylpiperidin-4-yl)-amine. Yield: 302 mg, 34%. ^1H NMR (300 MHz, CDCl_3) δ 1.01 (d, $J=6.6$ Hz, 6H), 1.63-1.74 (m, 4H), 2.00-2.17 (m, 3H), 2.91 (d, $J=11.1$ Hz, 2H), 6.75 (d, $J=6.3$ Hz, 2H), 6.93-7.02 (m, 4H), 7.15-7.22 (m, 2H); ESI-MS 437 (MH) $^+$.

Step 8

[0260]



[0261] d_9 -1-(4-Fluorobenzyl)-3-(4-isobutoxybenzyl)-1-(1-methylpiperidin-4-yl)urea hemi-tartrate: This procedure was carried out as described in Example 2, Step 5, by replacing 3-(4-fluorophenyl)-N-(4-isobutoxybenzyl)-2-(1-methylpiperidin-4-yl)-propionamide with d_9 -3-(4-fluorophenyl)-N-(4-isobutoxybenzyl)-2-(1-methylpiperidin-4-yl)-propionamide. Yield: 150 mg, 50%. ^1H NMR (300 MHz,

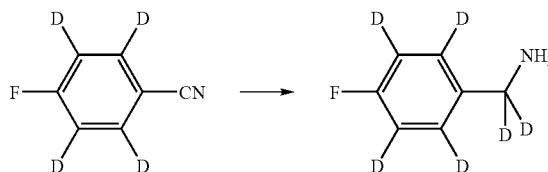
DMSO) δ 0.96 (d, $J=6.6$ Hz, 6H), 1.55 (m, 4H), 1.97 (m, 1H), 2.21 (m, 2H), 2.91 (m, 3H), 3.96 (s, 2H), 6.82-6.89 (m, 3H), 7.09-7.15 (m, 4H), 7.22-7.28 (m, 2H); ESI-MS 437.3 (MH) $^+$.

EXAMPLE 4

[0262] d_{33} -1-(4-Fluoro-benzyl)-3-(4-isobutoxy-benzyl)-1-(1-methyl-piperidin-4-yl)-urea hemi-tartrate

Step 1

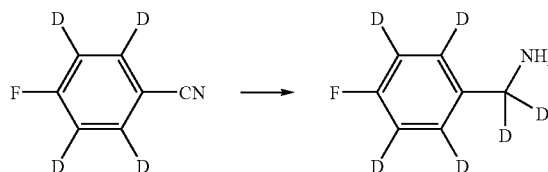
[0263]



[0264] d_6 -4-Fluoro-benzylamine: The procedure is carried out using the methods described by Takamizawa et al., *Synlett* 2001, 10, 1623-1625. In a 50 mL thick-wall glass autoclave are placed 4-fluorobenzonitrile (10.0 mmol), 60 wt % Ni/SiO₂ or 65 wt % Ni/(SiO₂—Al₂O₃) (0.5 mmol), and 2.0M ammonia in methanol (10 mL) as a solvent. The autoclave is pressurized with deuterium gas (10 atm) and the reaction mixture is stirred at 120° C. for 6 hours to yield the desired product d_6 -4-fluoro-benzylamine.

Step 2

[0265]

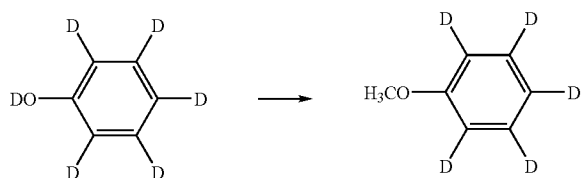


[0266] d_6 -4-Fluoro-benzylamine: 4-Fluorobenzonitrile is reduced on an H-CubeTM continuous-flow hydrogenation reactor (Thales Nanotechnology, Budapest, Hungary) equipped with a Raney Ni catalyst cartridge and D₂O (eluent:

2.0M ammonia in methanol, flow rate: 1 mL/min, temperature: 80° C., pressure: 80 bar) to yield the desired product d₆-4-fluoro-benzylamine.

Step 3

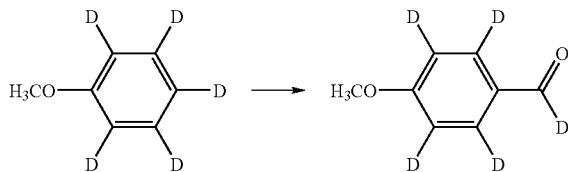
[0267]



[0268] d₅-Anisole: The procedure is carried out using the methods described by Kendall *Journal of Labelled Compounds & Radiopharmaceuticals* 2000, 43(9), 917-924. A solution of d₆-phenol (0.1 mol) in tetrahydrofuran (30 mL) is added dropwise at 0° C. to a suspension of NaH (4.7 g of 60 wt % dispersion in mineral oil, prewashed with hexane) in tetrahydrofuran (20 mL). The resulting yellow solution is stirred for 10 minutes, and iodomethane (0.32 mol) is added rapidly. The reaction is warmed to ambient temperature and further heated at reflux for 19 hours, cooled, diluted with water (200 mL) and extracted with pentane. The organic layer is dried over sodium sulfate, filtered and the solvent is distilled off at atmospheric pressure. The crude residue is distilled to give the desired product d₅-anisole (153-155° C., 760 Torr).

Step 4

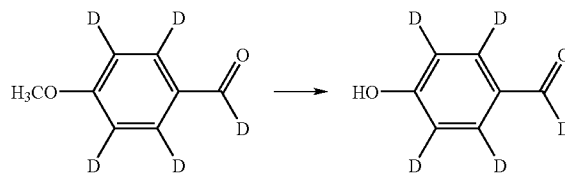
[0269]



[0270] d₅-4-Methoxy-benzaldehyde: The procedure is carried out using the methods described by Kendall *Journal of Labelled Compounds & Radiopharmaceuticals* 2000, 43(9), 917-924. To a stirred solution of d₁-N,N-formamide (81 mmol) and d₅-anisole (54 mmol) at 0° C. is added diphosphoryl chloride (81 mmol) dropwise over 10 minutes. The reaction is heated at 105° C. for 24 hours, cooled, poured onto ice (100 g) and the pH is adjusted to about 10 with 2N NaOH (240 mL) at 0° C. The mixture is extracted with methylene chloride, and the organic layer is dried over magnesium sulfate, filtered and concentrated to give a crude residue that is purified by Kugelrohr distillation (60-100° C., 0.3 Torr) to afford a d₅-methoxy-benzaldehyde as a mixture of ortho and para regioisomers.

Step 5

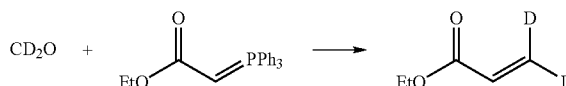
[0271]



[0272] d₅-4-Hydroxy-benzaldehyde: The procedure is carried out using the methods described by Kendall *Journal of Labelled Compounds & Radiopharmaceuticals* 2000, 43(9), 917-924. The mixture from Example 4, step 4 (5 g, 35.6 mmol) is taken up in methylene chloride (320 mL) and treated with boron triiodide (36.8 mmol) for 2 minutes. Water (40 mL) is added, the supernatant liquid is decanted and the remaining solid is dissolved in ether (200 mL). The ether solution is washed with the original aqueous layer and the aqueous layer is extracted further with ether. The combined organic layers are concentrated, and the residue is taken up in ether and washed with 5% aqueous Na₂S₂O₃, dried over magnesium sulfate and concentrated. The crude residue is purified by column chromatography (hexane-ethyl acetate). The fractions corresponding to the para isomer are combined, concentrated and the residue is recrystallized from hexane-ethyl acetate to give the desired product, d₅-4-hydroxy-benzaldehyde.

Step 6

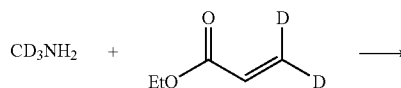
[0273]



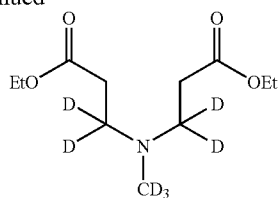
[0274] d₂-Ethyl Acrylate: The procedure is carried out using the methods described by Anderson et al., *Biochemistry* 1996, 35, 3335-3340. A mixture of anhydrous dimethylsulfoxide (60 mL) and NaH (2.32 g of 60% oil dispersion, 58 mmol) is stirred under nitrogen at 65° C. until a clear solution resulted. To this solution is added portionwise over 1 hour, with stirring at room temperature, 24 g (58 mmol) of ethoxycarbonylmethyltriphenylphosphonium bromide to generate the Wittig reagent. Solid paraformaldehyde-d₂ (2 g, 63 mmol) is cracked in a separate flask at 200° C., and the resulting vapors are condensed in the reaction flask, maintained at 90° C., that contains the above Wittig reagent. The reaction mixture is stirred and maintained at 90° C. for 2 hr and then stirred overnight at room temperature. The product, d₂-ethyl acrylate, is obtained by vacuum distillation (50 torr) with the receiver cooled to -78° C.

Step 7

[0275]

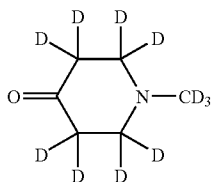
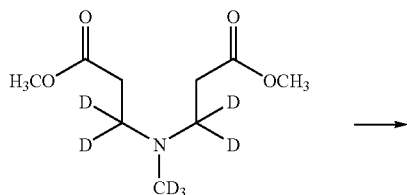


-continued



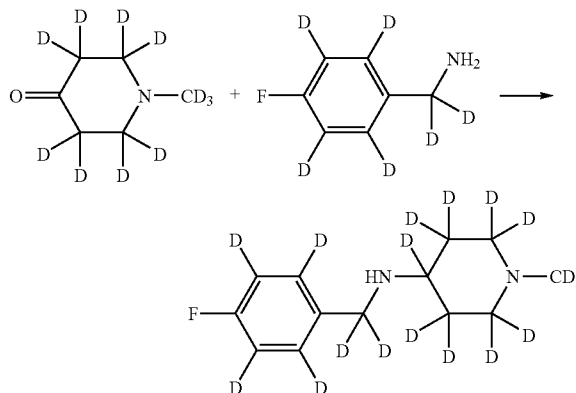
[0276] d_7 -3-[(2-Ethoxycarbonyl-ethyl)-methyl-amino]-propionic acid ethyl ester: The procedure is carried out using the methods described by Kuttab et al., *Chem. Res. Toxicol.* 1994, 7, 740-744. A mixture of d_2 -ethylacrylate (923 mmol) and d_3 -methyl amine in absolute ethanol is stirred at ambient temperature for 5 days. The volatiles are removed under vacuum to afford the desired product, d_7 -3-[(2-ethoxycarbonyl-ethyl)-methyl-amino]-propionic acid ethyl ester. d_3 -Ethyl acrylate is commercially available from Cambridge Isotopes Laboratories, Inc. and can be substituted for d_2 -ethylacrylate.

Step 8

[0277]

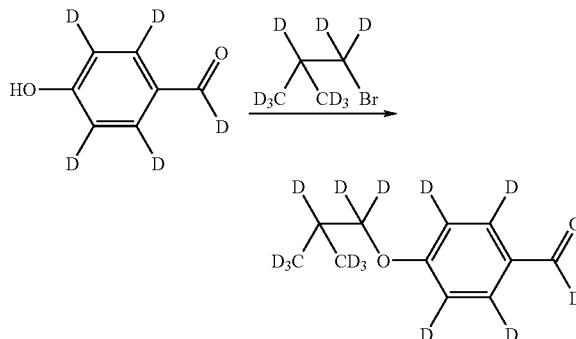
[0278] d_{11} -1-Methyl-piperidin-4-one: The procedure is carried out using the methods described by Kuttab et al., *Chem. Res. Toxicol.* 1994, 7, 740-744. A solution of d_7 -3-[(2-ethoxycarbonyl-ethyl)-methyl-amino]-propionic acid ethyl ester (18 mmol) in anhydrous tetrahydrofuran (60 mL) is added dropwise to a suspension of NaH (27 mmol) in tetrahydrofuran. Absolute ethanol is added and the resulting mixture is heated to reflux for 36 hours. Aqueous acetic acid (50% solution) is added to adjust the pH to 7, and the reaction is extracted with ethyl acetate, dried over sodium sulfate and the solvent is removed. The crude residue is taken up in 37% DCl in D_2O (60 mL) and heated to reflux until 1H NMR indicates full incorporation of deuterium at carbons alpha to the carbonyl, as described in Mabic et al., *Journal of Labelled Compounds & Radiopharmaceuticals*, 1997, 39(5), 409-423.

Step 9

[0279]

[0280] d_{18} -(4-Fluoro-benzyl)-(1-methyl-piperidin-4-yl)-amine: The procedure is carried out using the methods described in WO2006/036874. Triacetoxyborohydride (6.5 g) is added over 1.5 hours to a solution of d_{11} -1-methyl-piperidin-4-one (3.48 g) and d_5 -4-fluorobenzylamine (3.67 g) in methanol (30 mL), maintaining the temperature under 27° C. The reaction mixture is stirred at 22° C. until the residual d_5 -4-fluorobenzylamine <5%. A solution of 30% sodium hydroxide (12 mL) in water (14 mL) is added maintaining the temperature under 20° C. Volatiles are removed under vacuum and the residue is extracted with ethyl acetate, dried over sodium sulfate and the solvent is removed. The crude residue is distilled under reduced pressure (15 Torr) to give the desired product, d_{18} -(4-fluoro-benzyl)-(1-methyl-piperidin-4-yl)-amine.

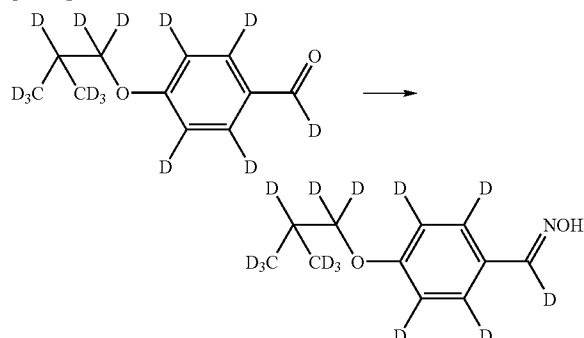
Step 10

[0281]

[0282] d_{14} -4-Isobutoxy-benzaldehyde: The procedure is carried out using the methods described in WO2006/036874. d_5 -4-Hydroxybenzaldehyde (4.2 g) and ethanol (20 mL) are added to a solution of d_9 -isobutyl bromide (9.6 g) in ethanol (15 mL). Potassium carbonate (13.6 g) is added and the suspension is heated to reflux (74-78° C.) until the residual d_5 -4-hydroxybenzaldehyde <10%. The suspension is cooled to 20° C. and used in the next step.

Step 11

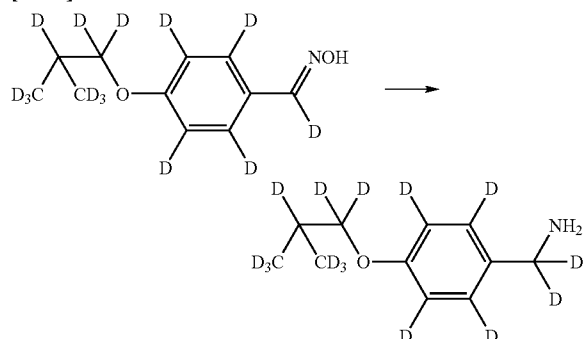
[0283]



[0284] d_{14} -4-Isobutoxy-benzaldehyde oxime: The procedure is carried out using the methods described in WO2006/036874. Hydroxylamine (50% in water, 8.7 g) is added to the suspension from Example 4, step 10 (19 g) and ethanol (54 mL). The suspension is heated to reflux for 3 hr. The suspension is cooled, filtered and the solid is washed with ethanol. The solution is concentrated to yield the desired product d_{14} -4-isobutoxy-benzaldehyde oxime.

Step 12

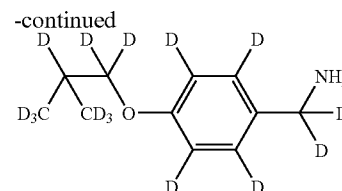
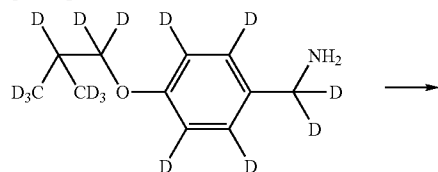
[0285]



[0286] d_{15} -4-Isobutoxy-benzylamine: The procedure is carried out using the methods described in WO2006/036874. d_{14} -4-Isobutoxy-benzaldehyde oxime (16.8 g) is dissolved in ethanol (123 mL). Acetic acid (8.2 g) and palladium on charcoal 5% wet (1.1 g) are added. The vessel is charged with deuterium gas (22 psi) and the reaction is stirred at ambient temperature until completion. The catalyst is filtered and the solvent is removed under reduced pressure. The residue is taken up in dichloromethane and washed with aqueous sodium hydroxide. The organic layer is dried over sodium sulfate and the solvent is removed to yield d_{15} -4-isobutoxy-benzylamine.

Step 13

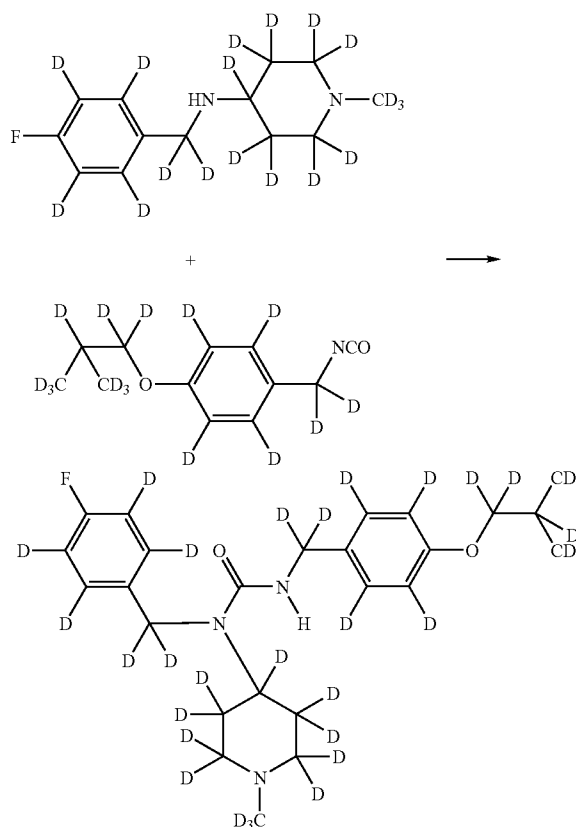
[0287]



[0288] d_{15} -1-Isobutoxy-4-isocyanatomethyl-benzene: The procedure is carried out using the methods described in WO2006/036874. A solution of d_{15} -4-Isobutoxybenzylamine (8.6 g) and triethylamine (6.8 g) in tetrahydrofuran (107 mL) is added to a solution of phosgene (5.0 g) in tetrahydrofuran (88 mL) at -3°C . The mixture is stirred for 45 minutes at 20°C . and then for 90 min at reflux. The solvent is reduced and the suspension is filtered and washed with tetrahydrofuran (30 mL). The filtrate is used directly in the next step.

Step 14

[0289]

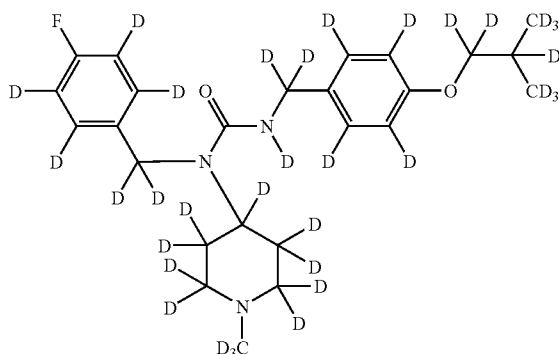


[0290] d_{33} -1-(4-Fluoro-benzyl)-3-(4-isobutoxy-benzyl)-1-(1-methyl-piperidin-4-yl)urea: The procedure is carried out using the methods described in WO2006/036874. The product from Example 4, step 13 is added in 1 hour to a solution of d_{18} -(4-fluoro-benzyl)-(1-methyl-piperidin-4-yl)-amine (7.89 kg) in tetrahydrofuran (132 mL) at 17°C . and the mixture is stirred for 15 hours. The reaction is concentrated, charcoal

(Norit SX1-G) is added and the mixture is stirred for 15 minutes and filtered. The solvent is removed under reduced pressure to yield the desired product d_{33} -1-(4-fluoro-benzyl)-3-(4-isobutoxy-benzyl)-1-(1-methyl-piperidin-4-yl)-urea.

Step 15

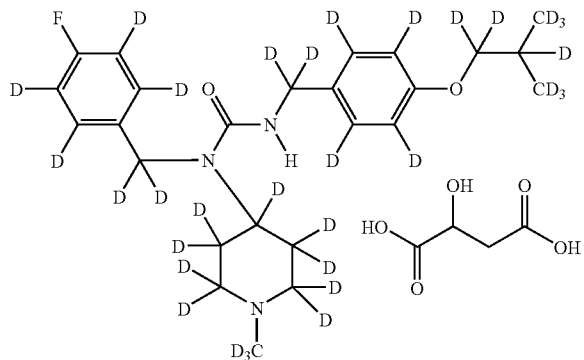
[0291]



[0292] d_{34} -1-(4-Fluoro-benzyl)-3-(4-isobutoxy-benzyl)-1-(1-methyl-piperidin-4-yl)-urea: The procedure is carried out as in Hopfgartner et al., *J. Mass. Spectrom.* 1996, 31, 69-76. d_{33} -1-(4-Fluoro-benzyl)-3-(4-isobutoxy-benzyl)-1-(1-methyl-piperidin-4-yl)-urea is taken up in a 1:1 mixture of D_2O and dioxane and kept at ambient temperature and monitored by 1H -NMR for the disappearance of the exchangeable sulfonamide and hydroxyl protons.

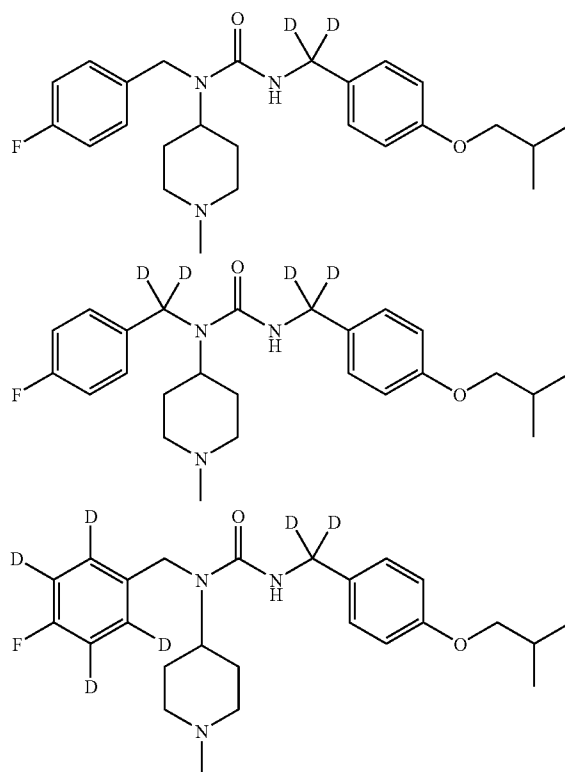
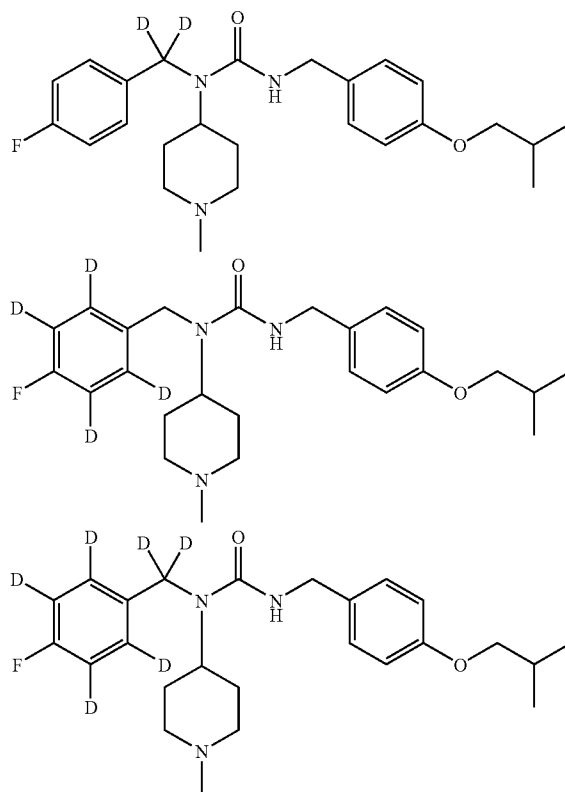
Step 16

[0293]

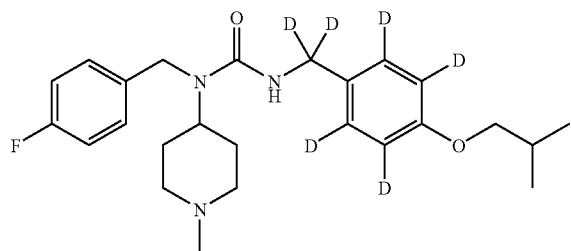
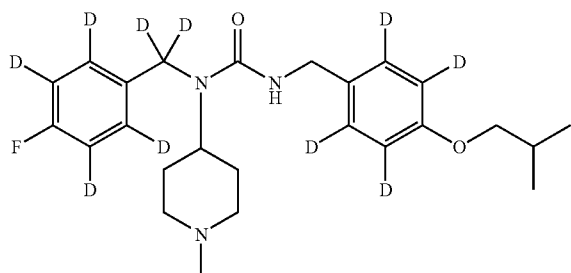
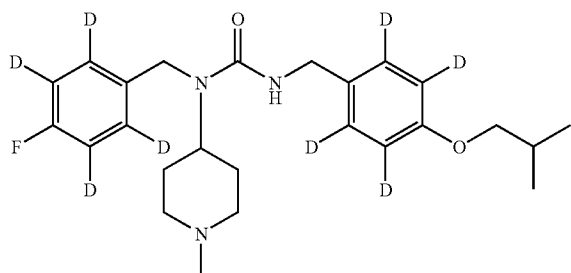
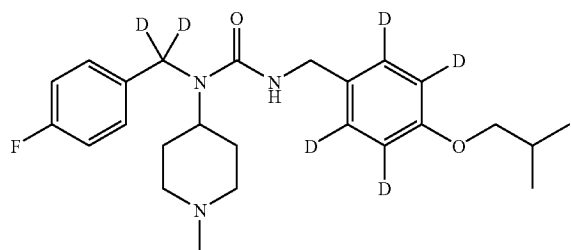
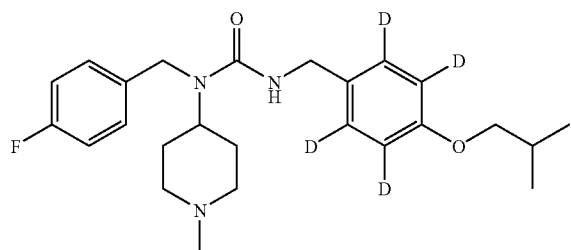
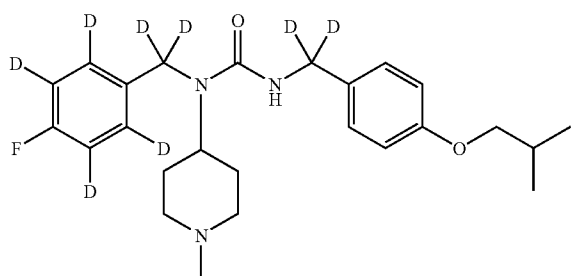


[0294] d_{33} -1-(4-Fluoro-benzyl)-3-(4-isobutoxy-benzyl)-1-(1-methyl-piperidin-4-yl)-urea hemi-tartrate: The procedure is carried out using the methods described in WO2006/036874. A solution of tartaric acid in water-tetrahydrofuran is added to a solution of d_{33} -1-(4-fluorobenzyl)-3-(4-isobutoxybenzyl)-1-(1-methyl-piperidin-4-yl)-urea in isopropyl acetate at 23° C. and the suspension is stirred for 2.5 days at 22° C. The tartrate salt is filtered, washed with isopropyl acetate and dried at about 40° C. to yield the title product.

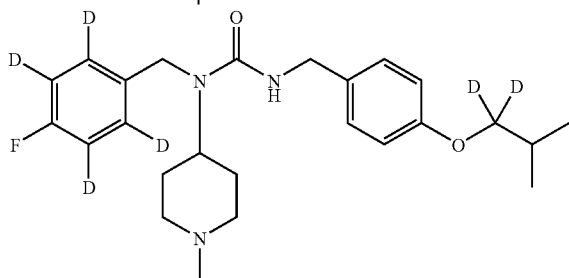
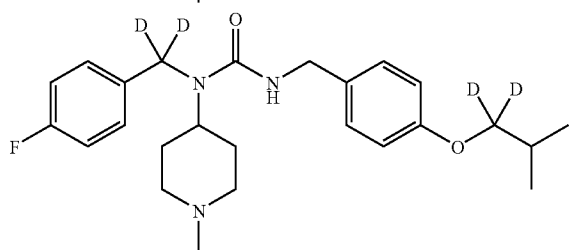
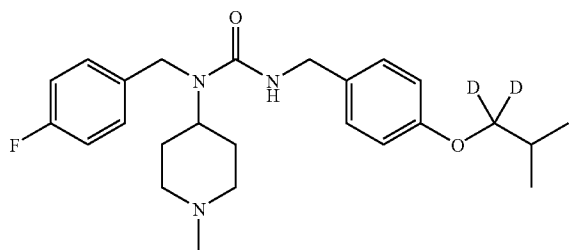
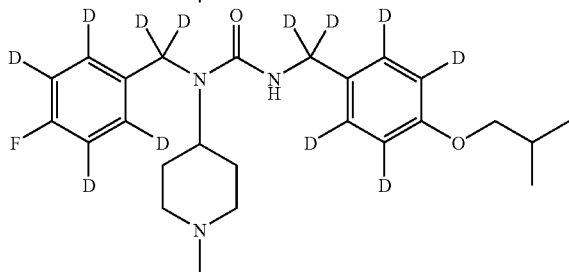
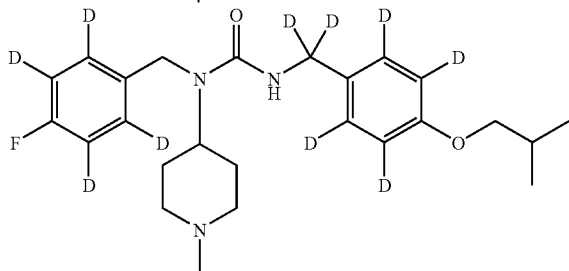
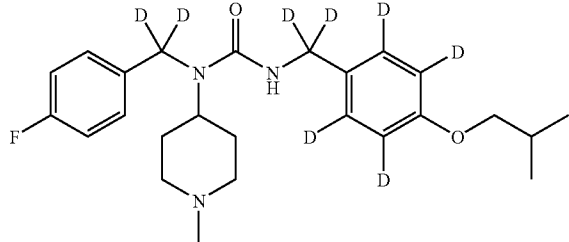
[0295] The following compounds can generally be made using the methods described above. It is expected that these compounds when made will have activity similar to those that have been made in the examples above.



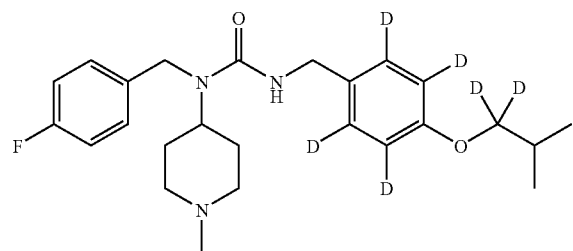
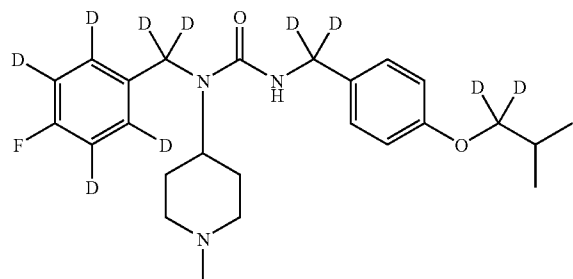
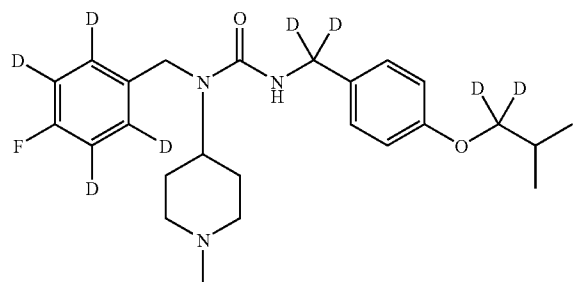
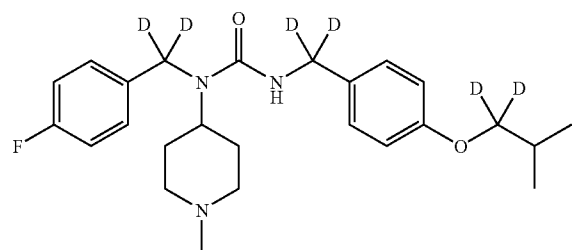
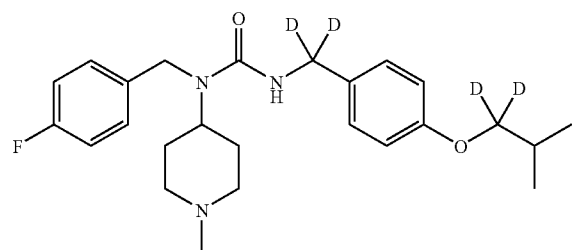
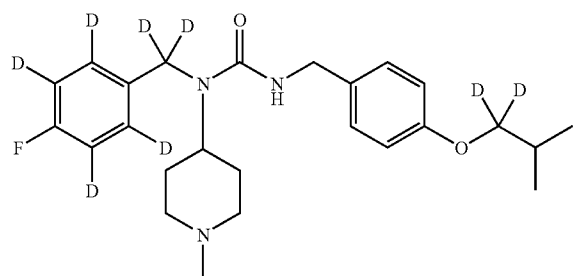
-continued



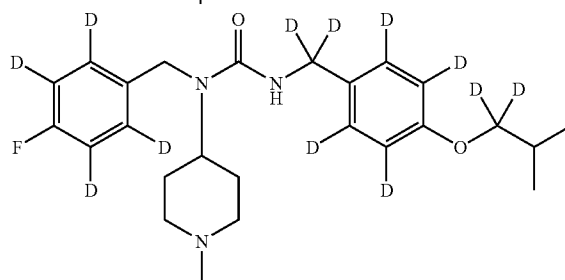
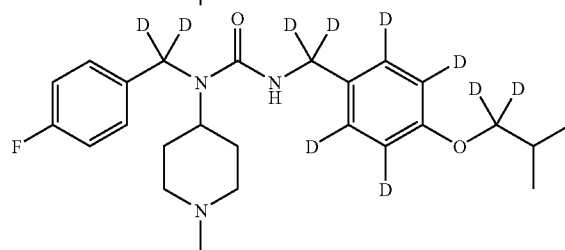
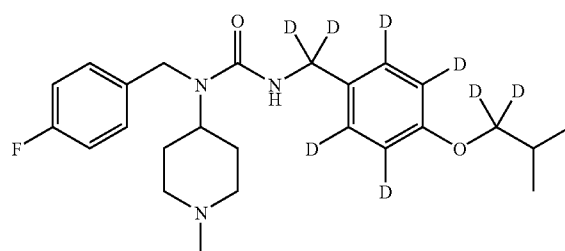
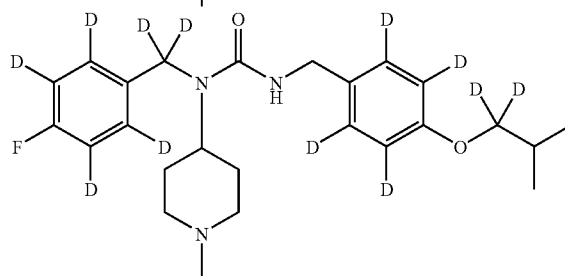
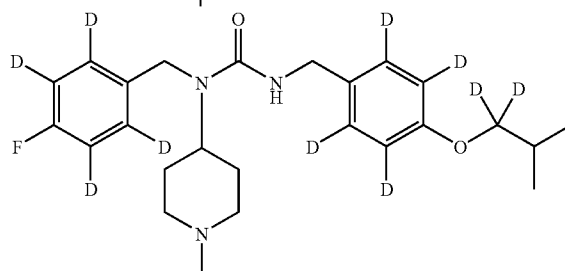
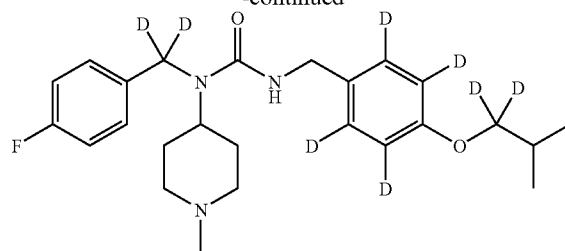
-continued



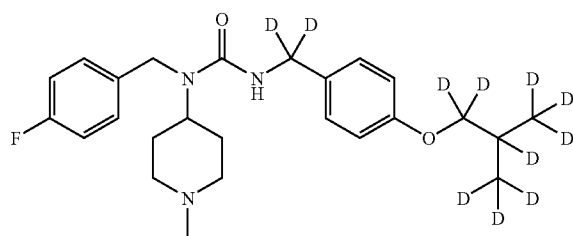
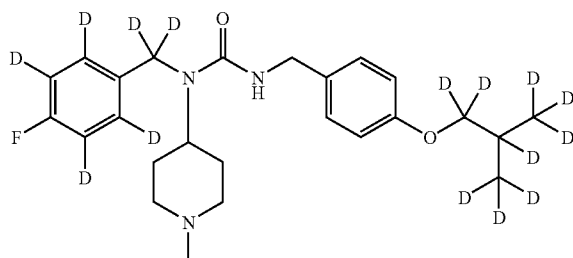
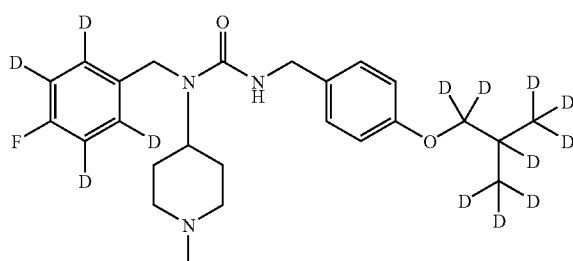
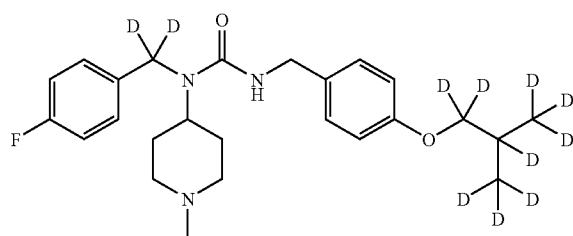
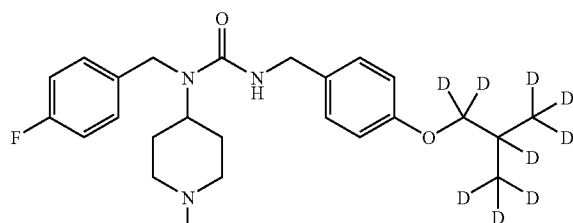
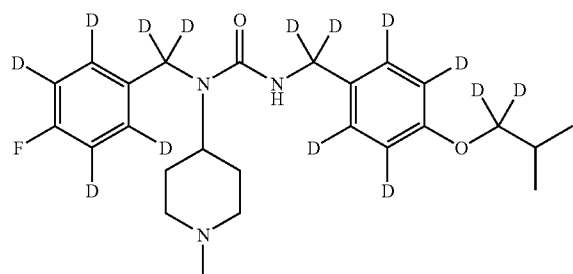
-continued



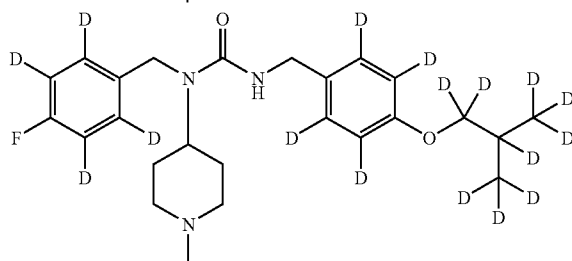
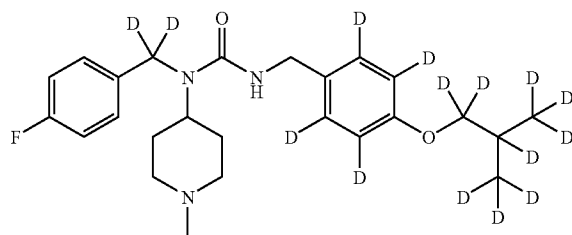
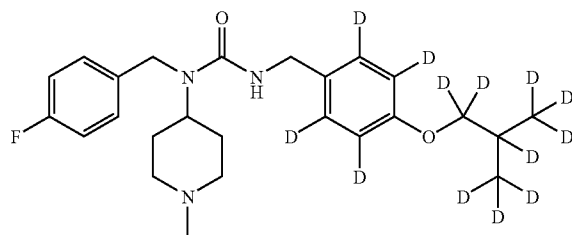
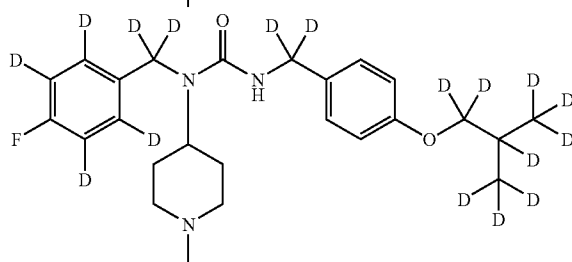
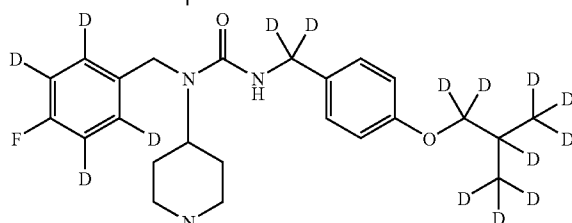
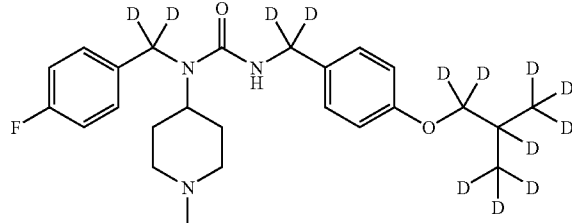
-continued



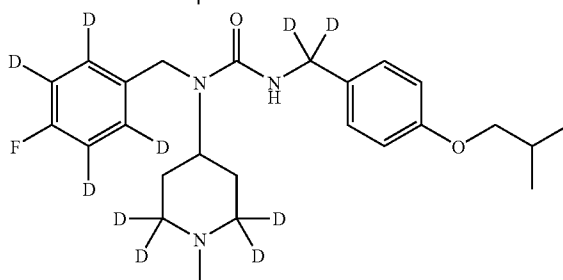
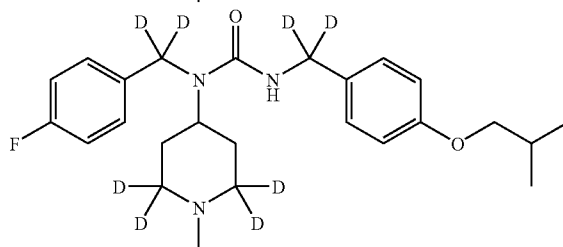
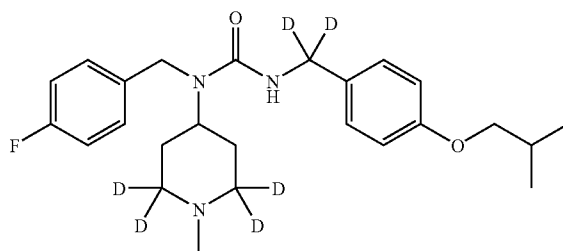
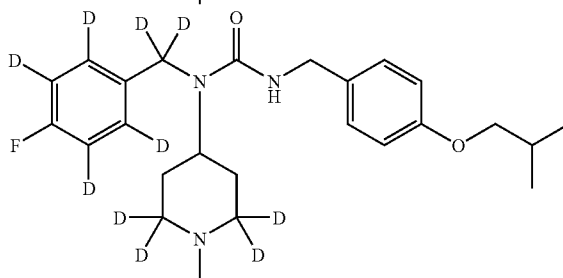
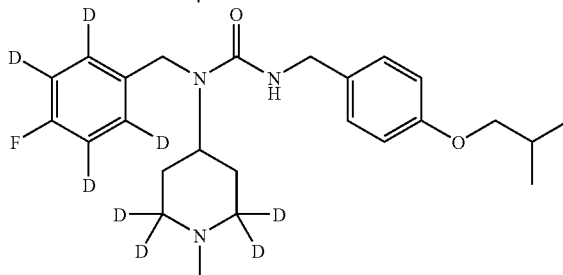
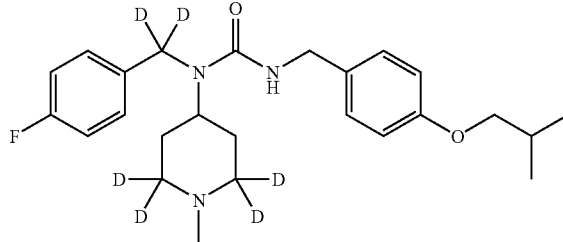
-continued



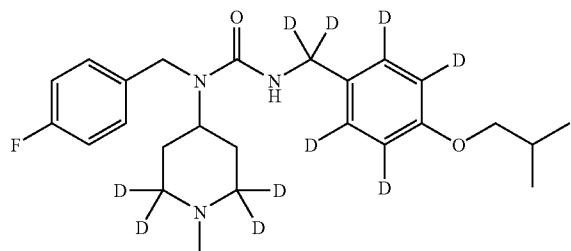
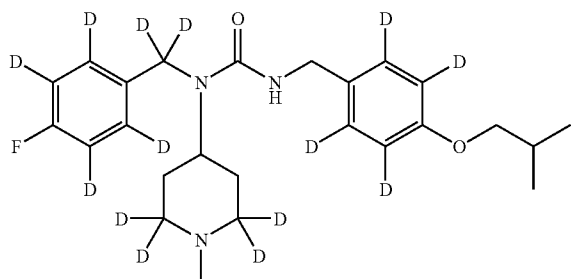
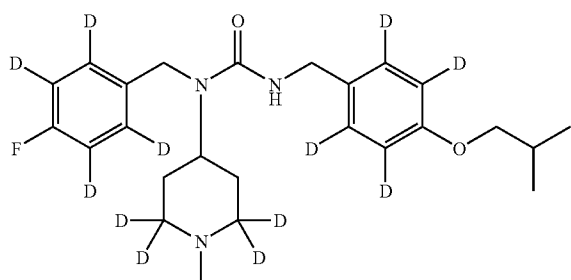
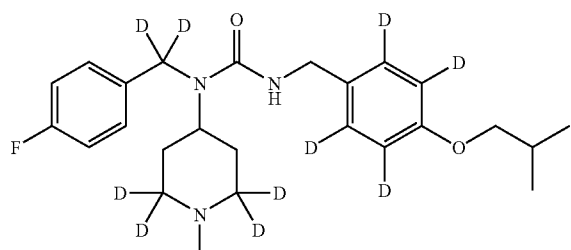
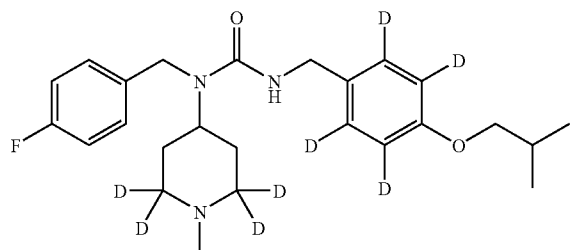
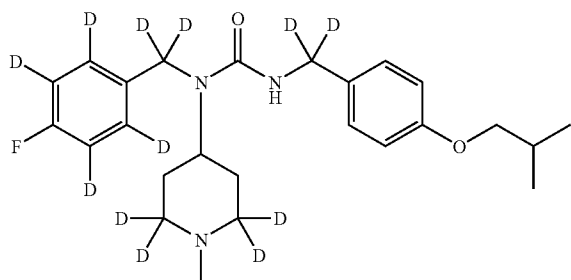
-continued



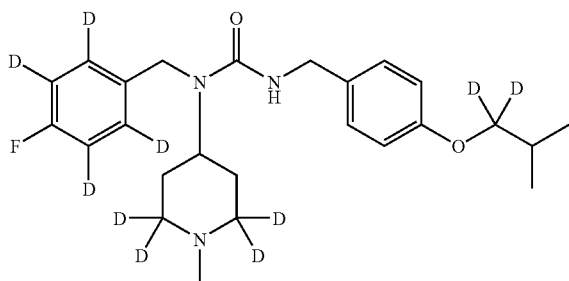
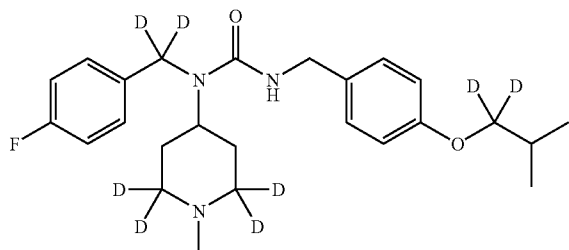
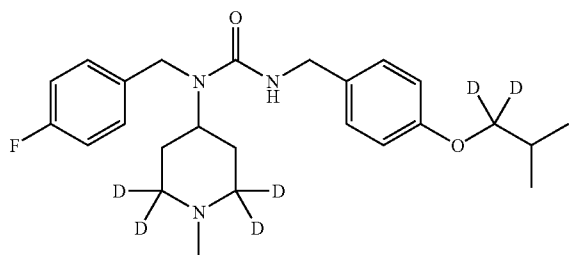
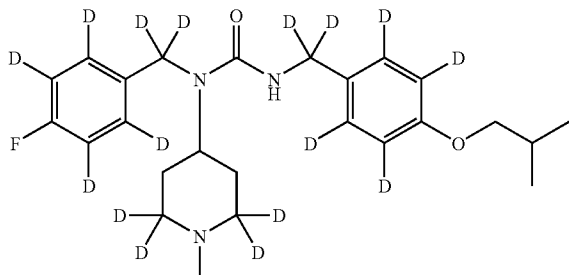
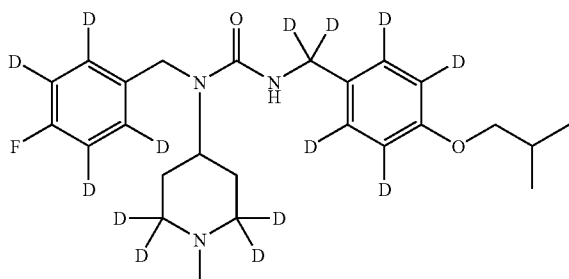
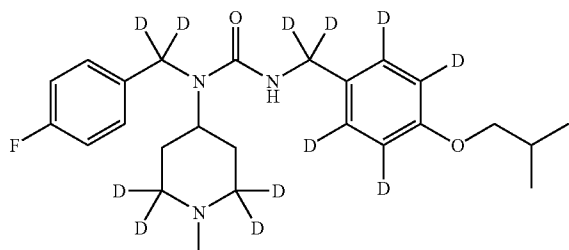
-continued



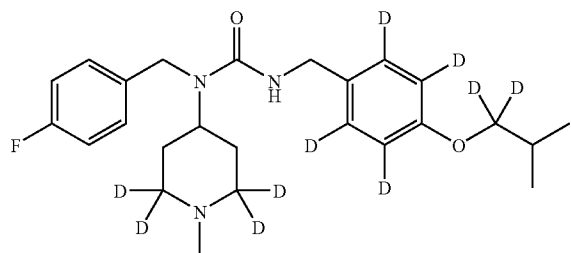
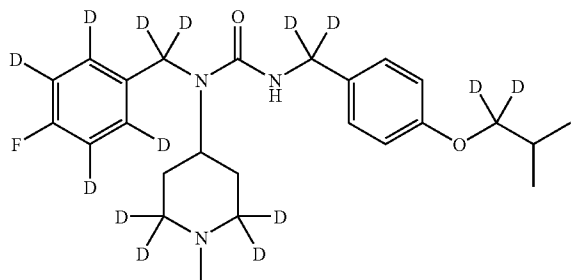
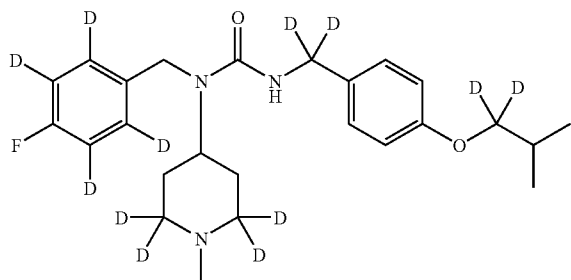
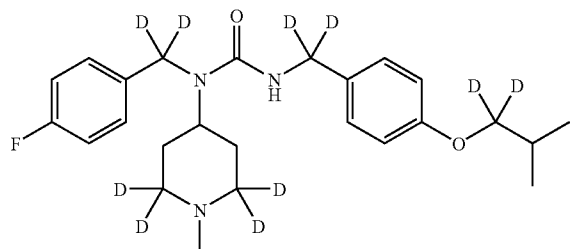
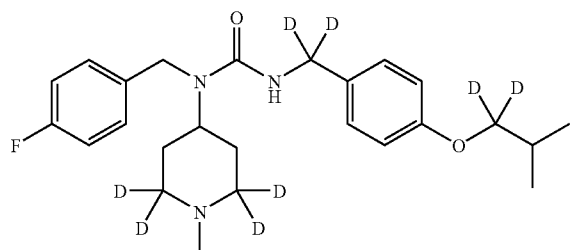
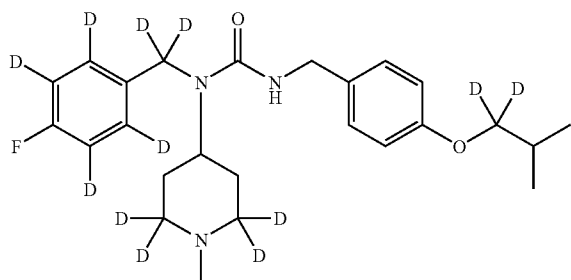
-continued



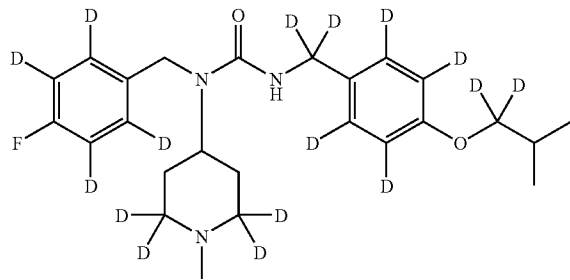
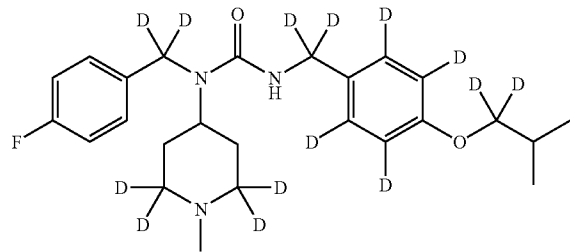
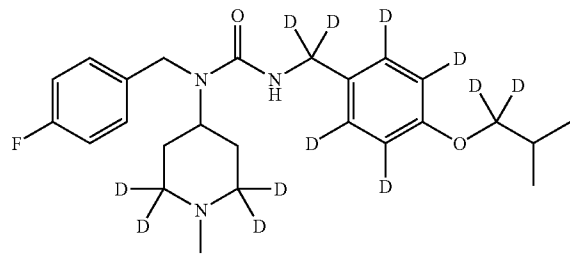
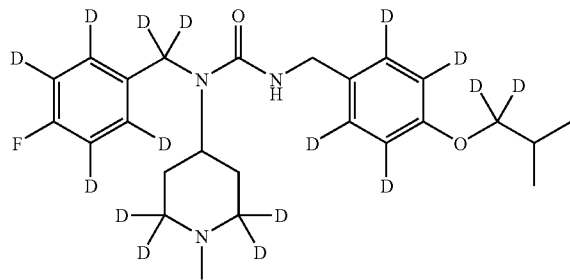
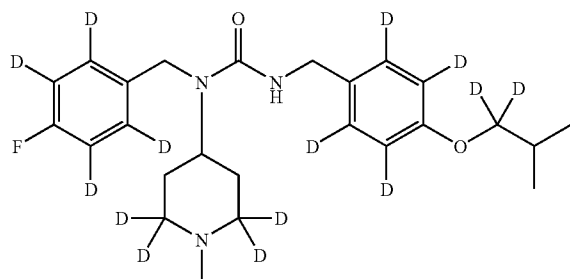
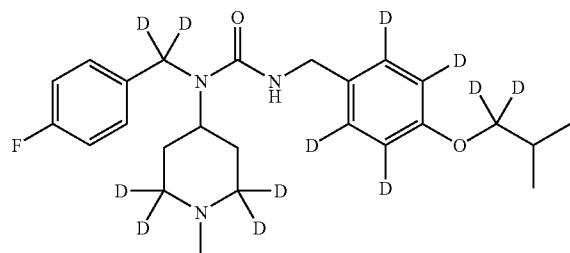
-continued



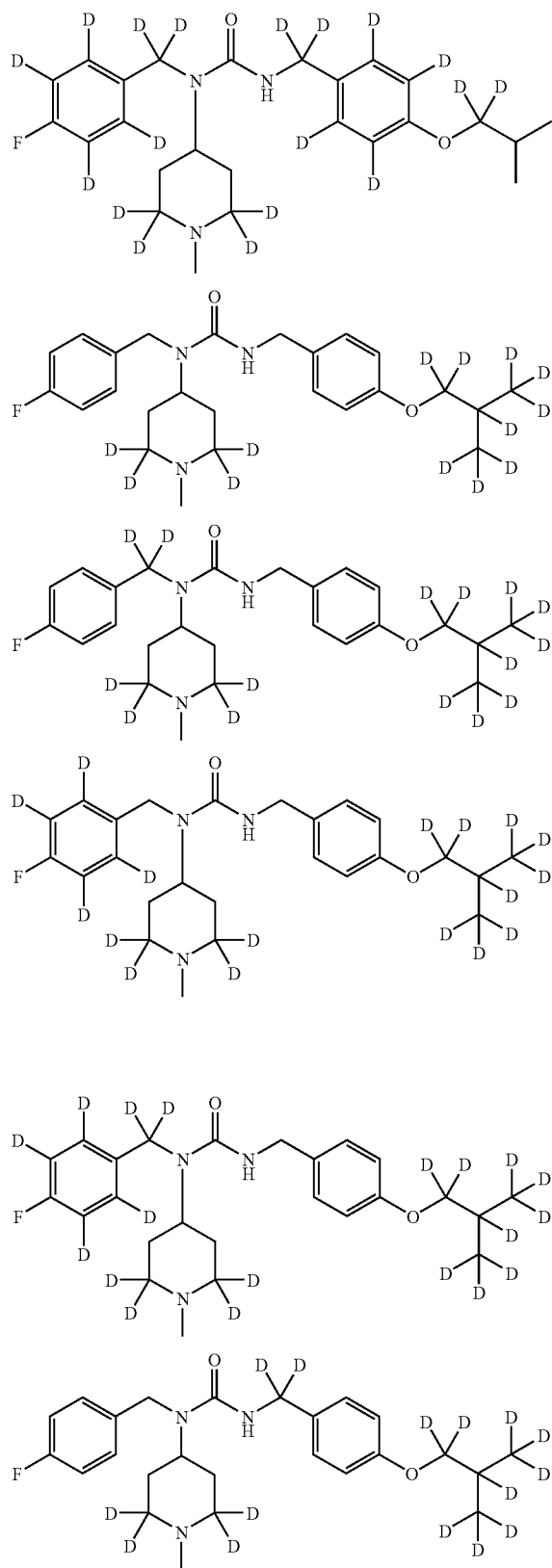
-continued



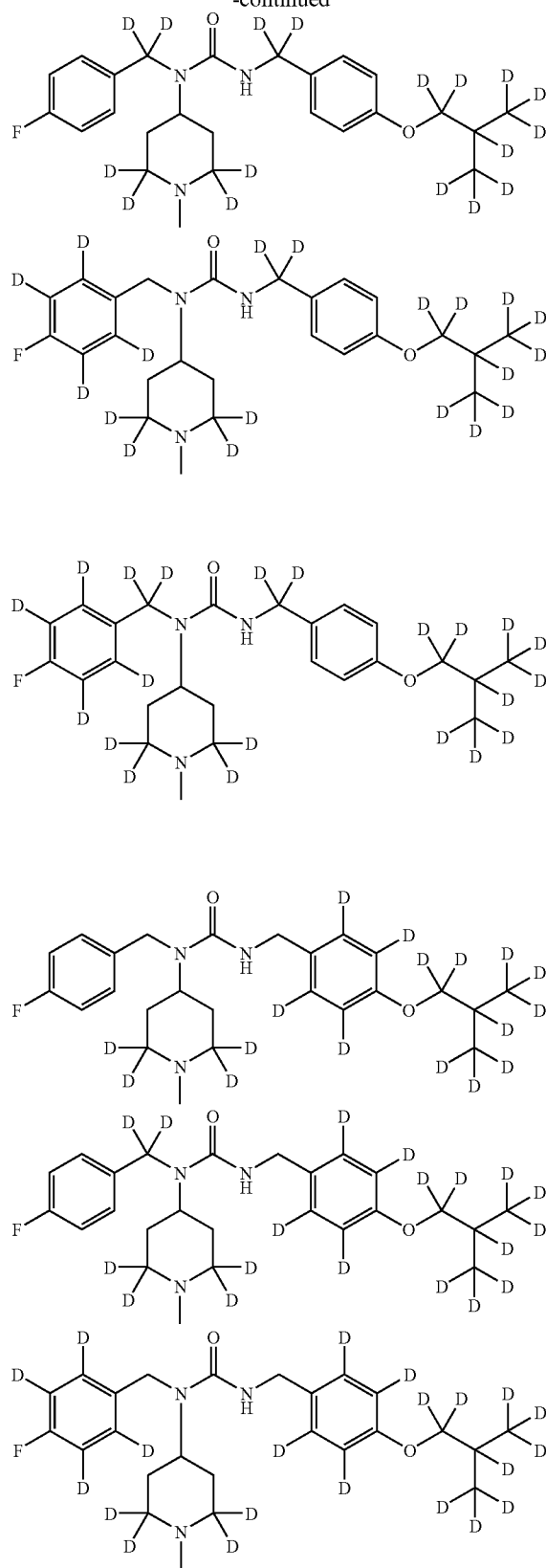
-continued



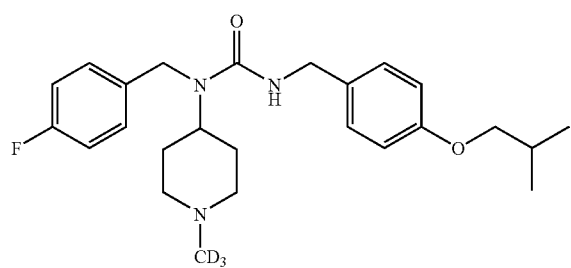
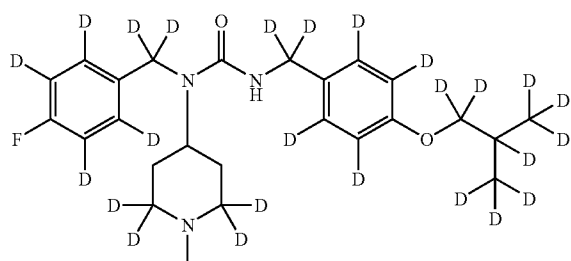
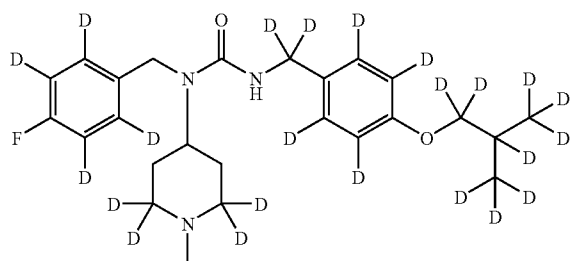
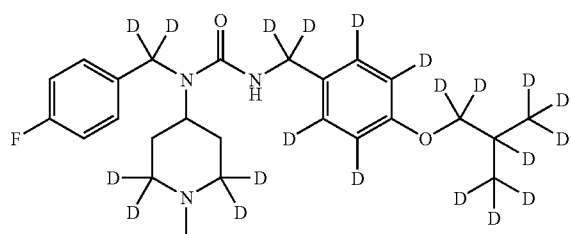
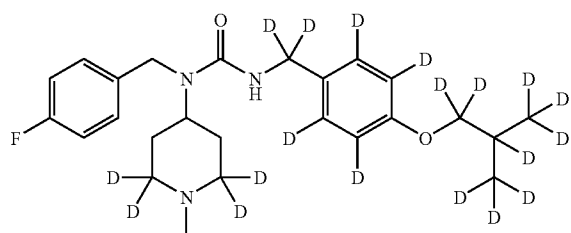
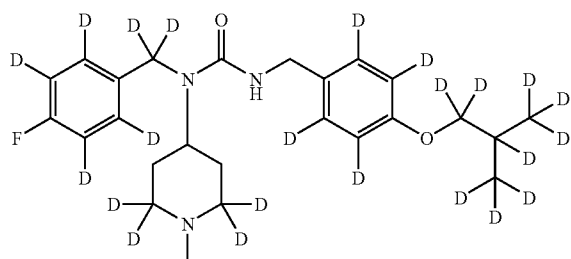
-continued



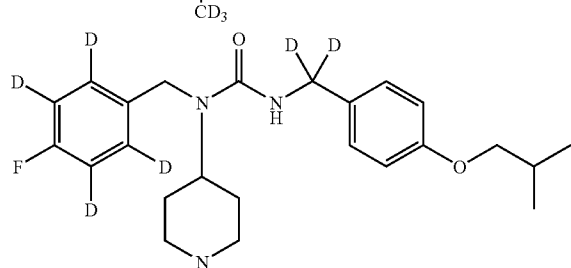
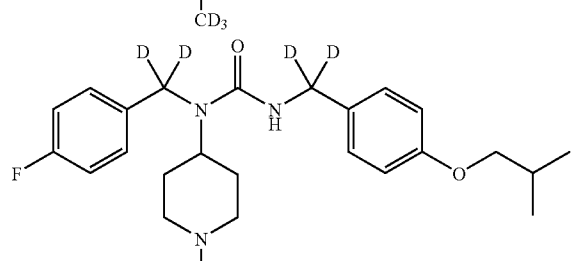
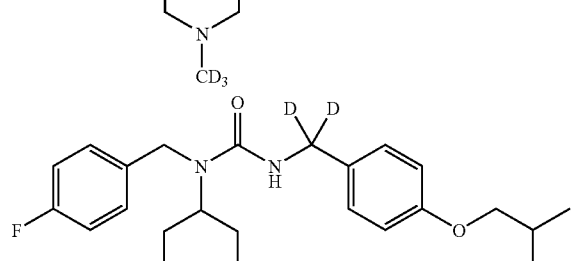
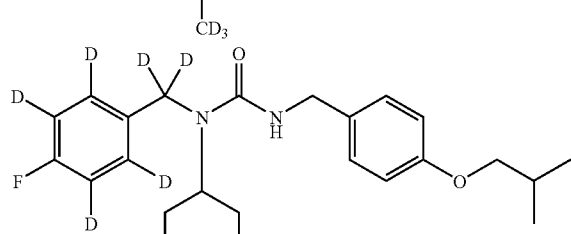
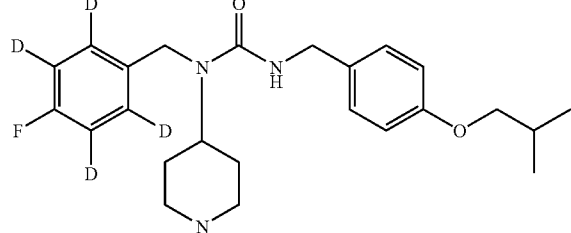
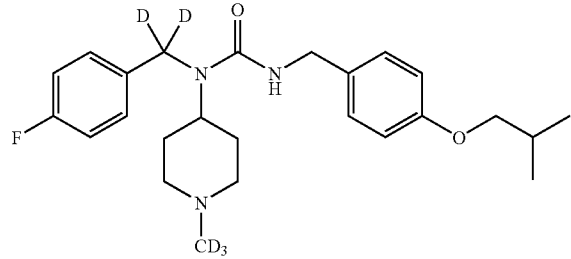
-continued

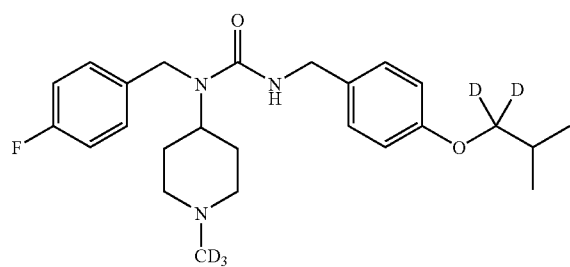
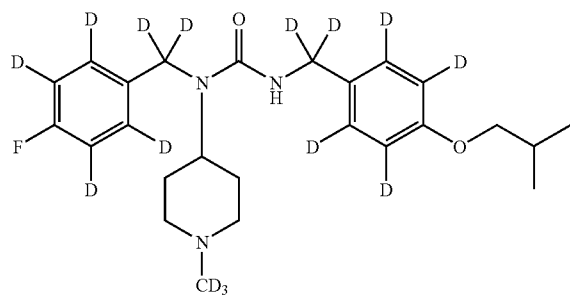
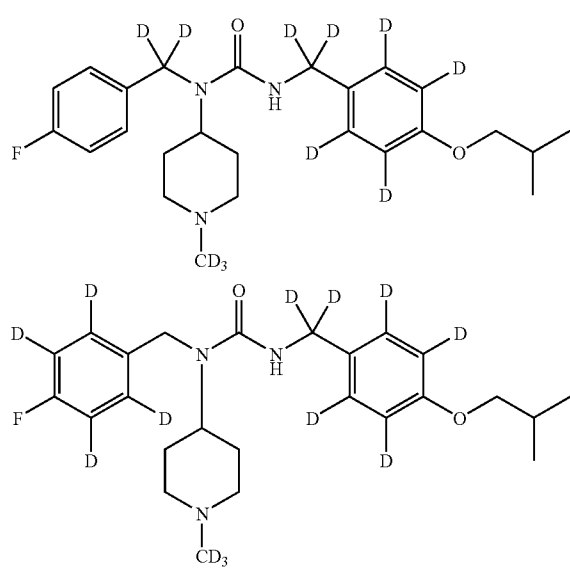
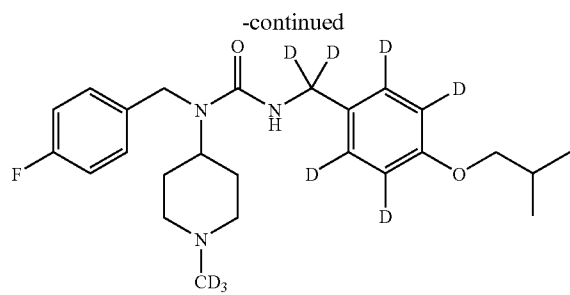
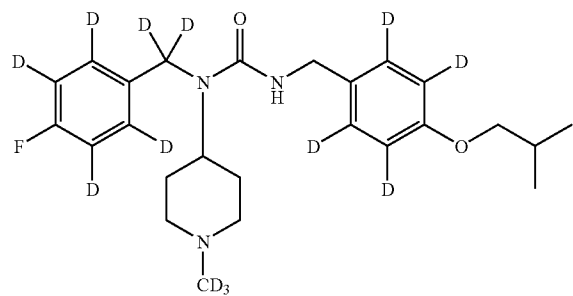
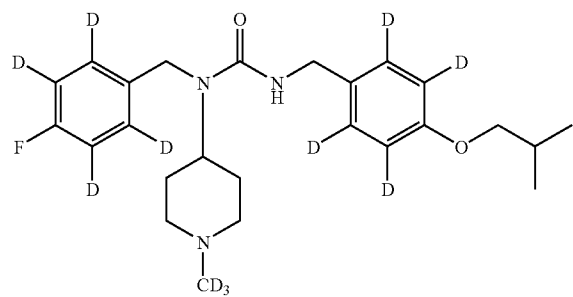
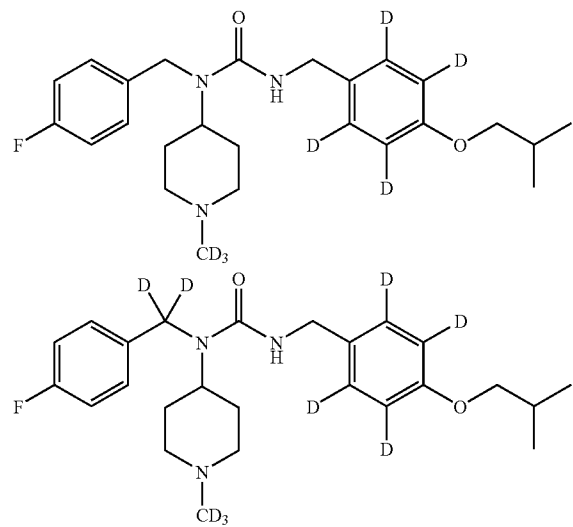
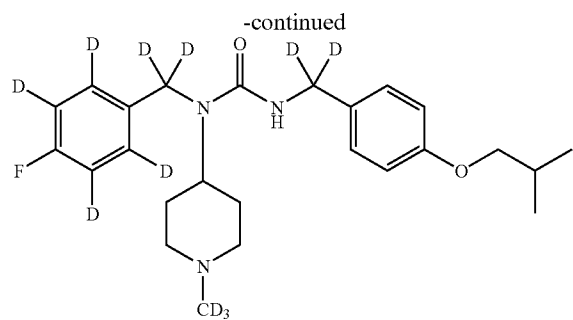


-continued

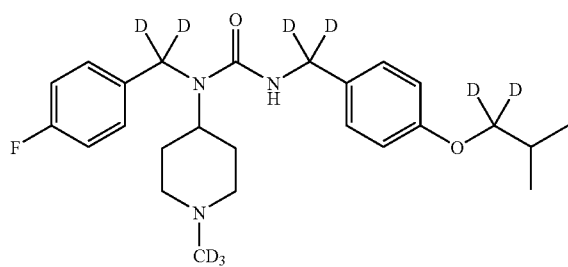
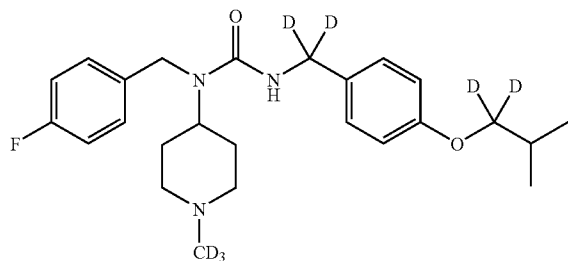
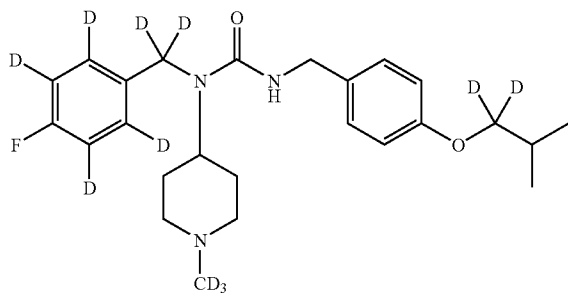
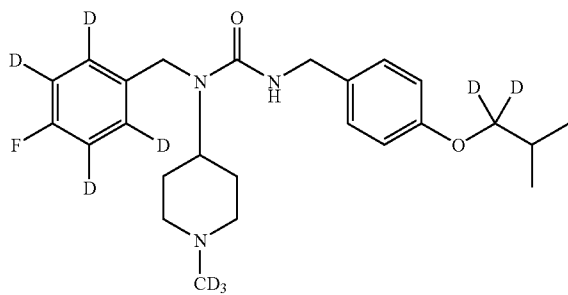
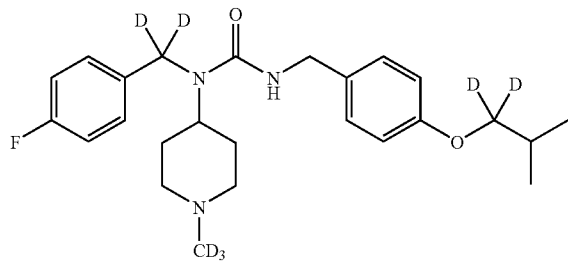


-continued

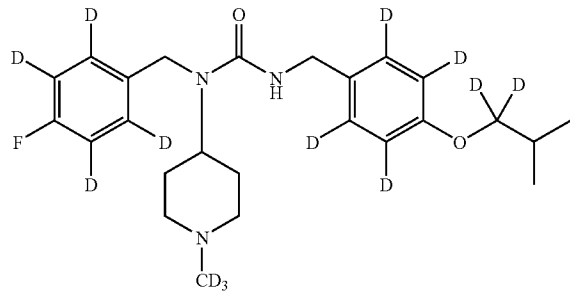
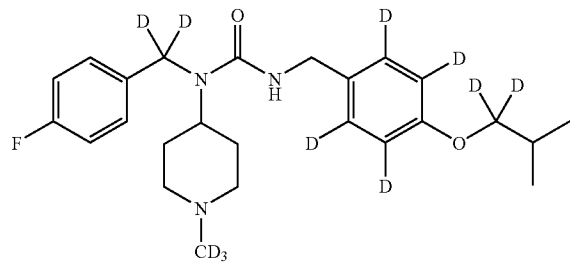
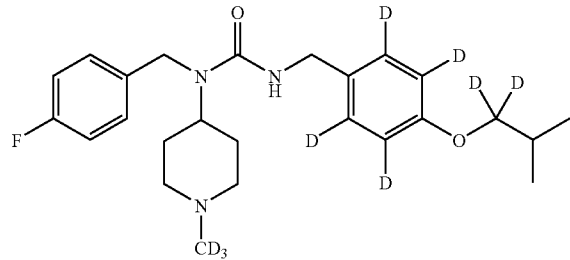
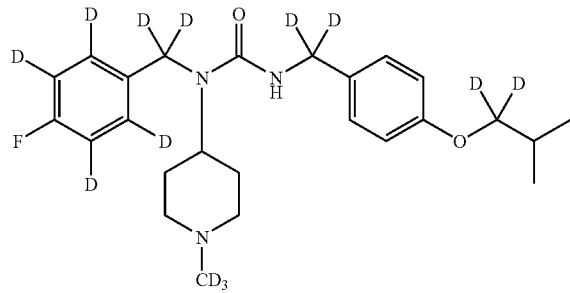
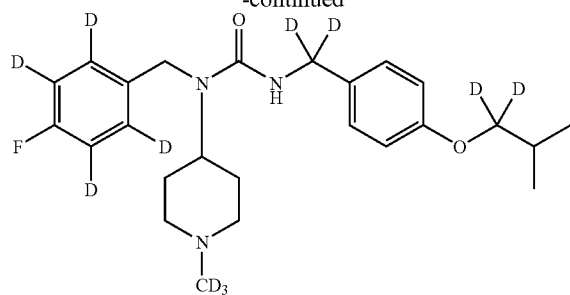


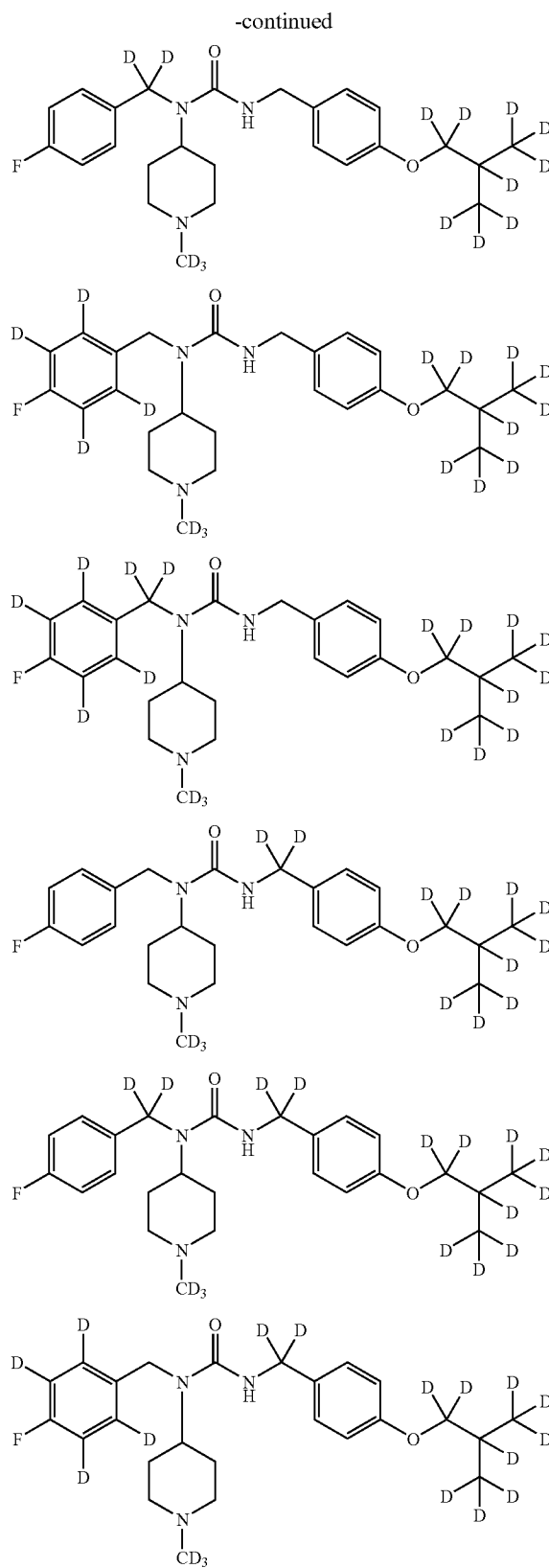
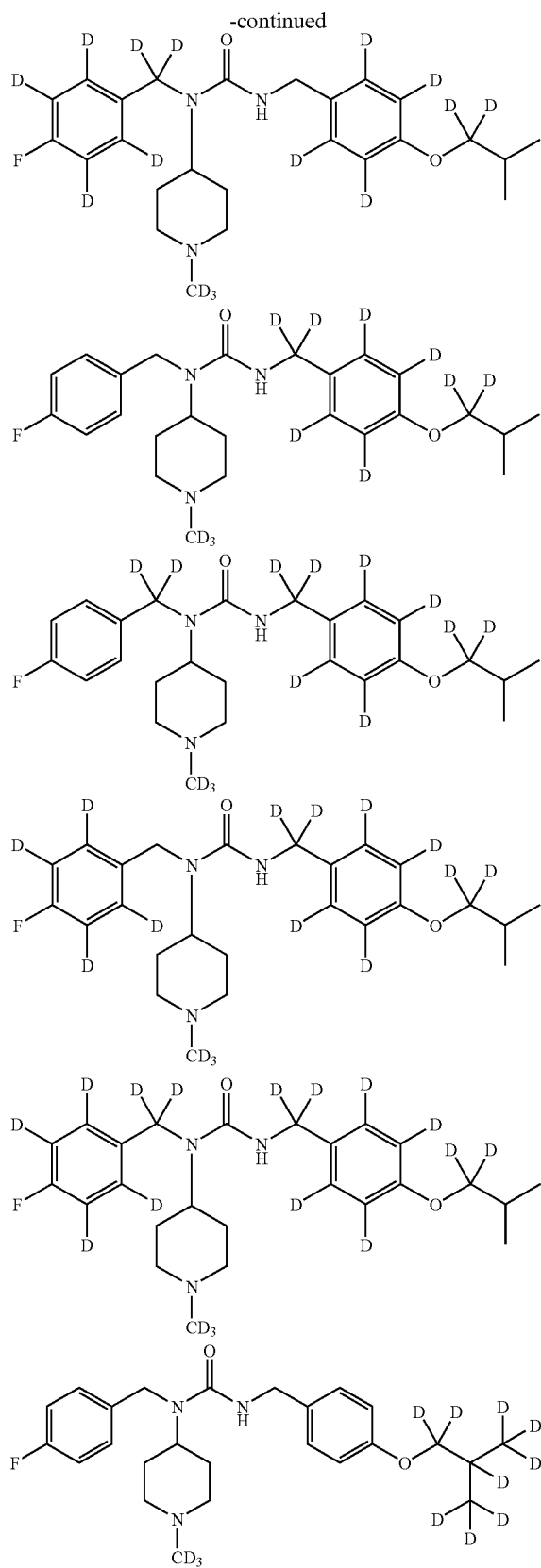


-continued

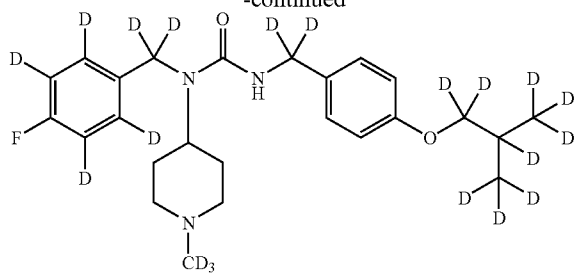


-continued

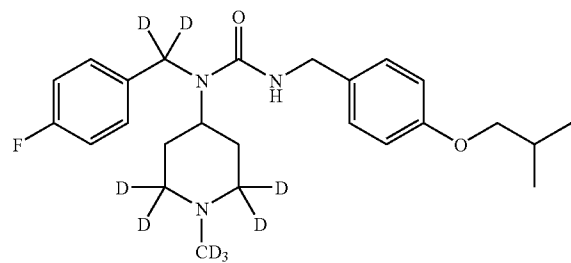
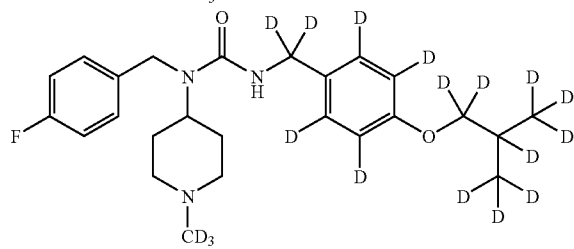
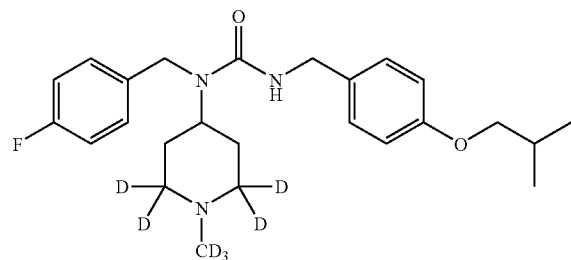
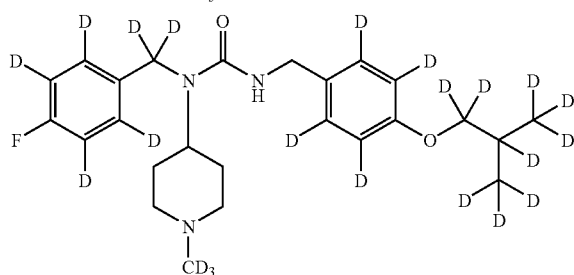
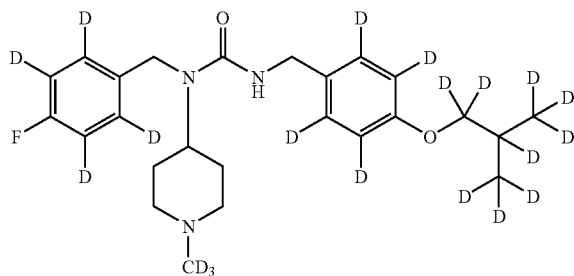
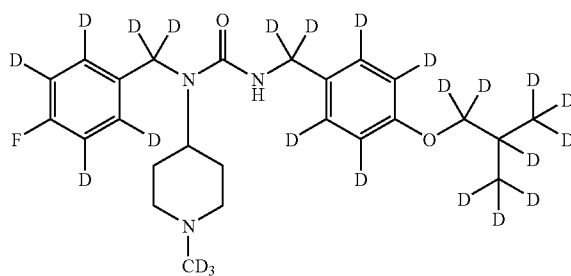
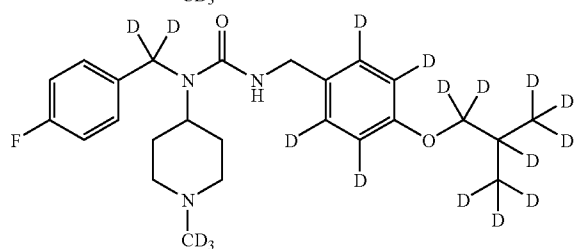
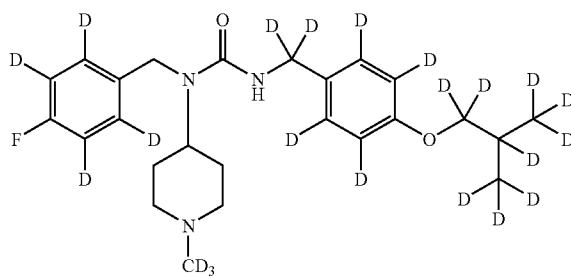
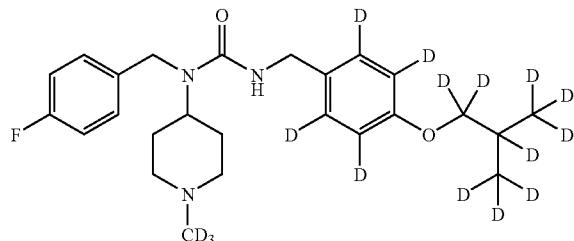
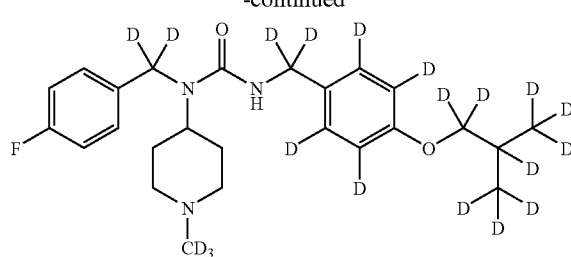


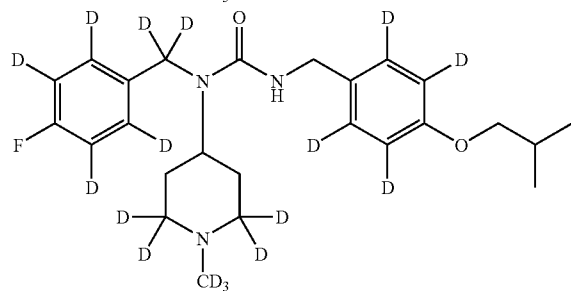
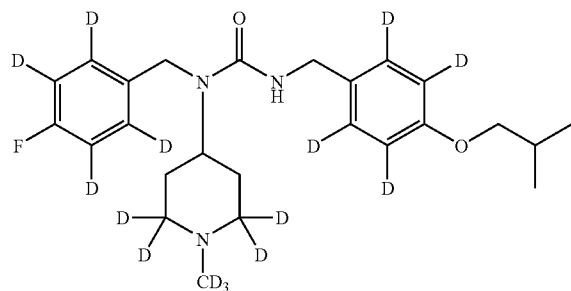
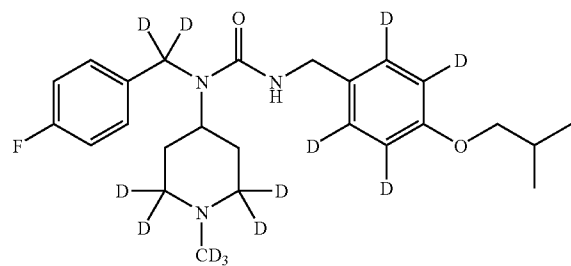
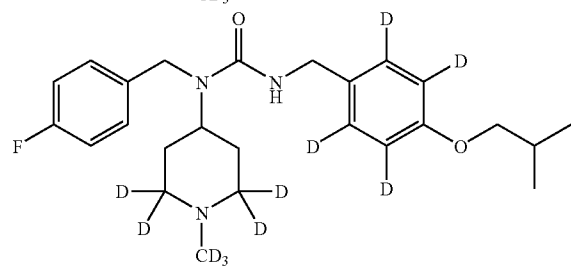
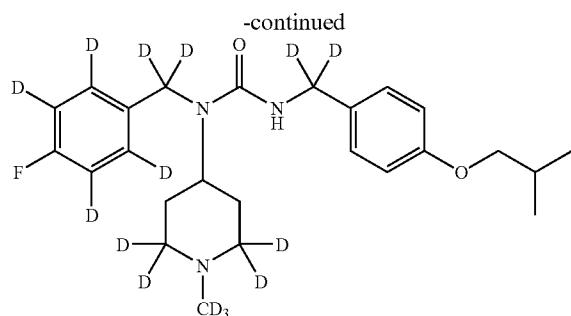
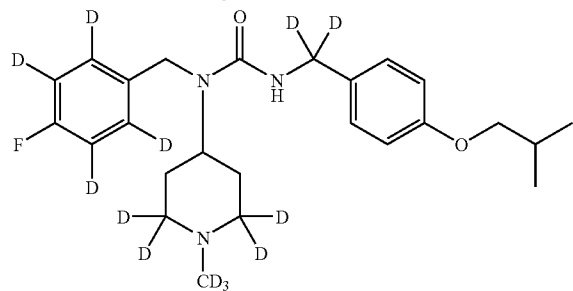
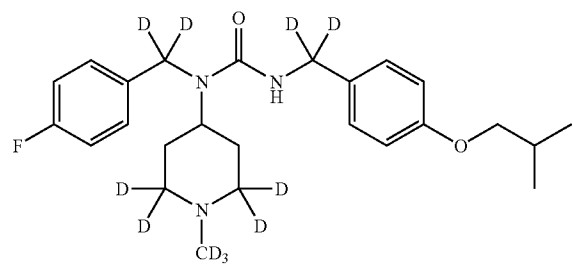
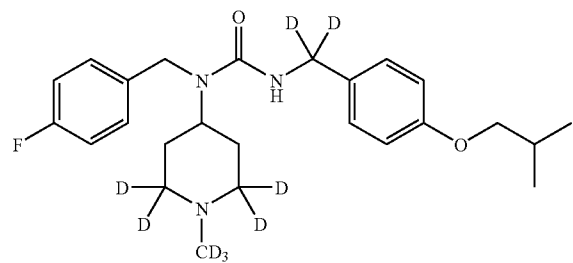
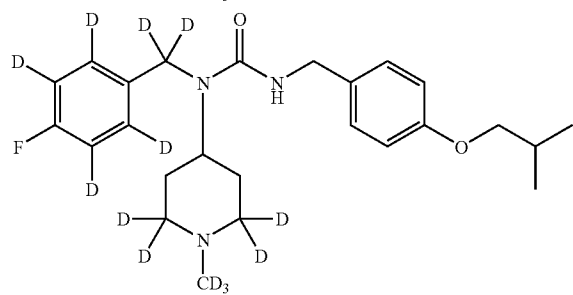
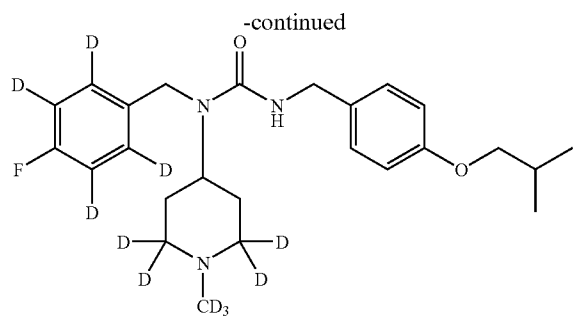


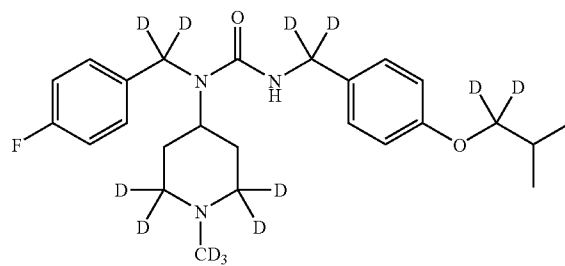
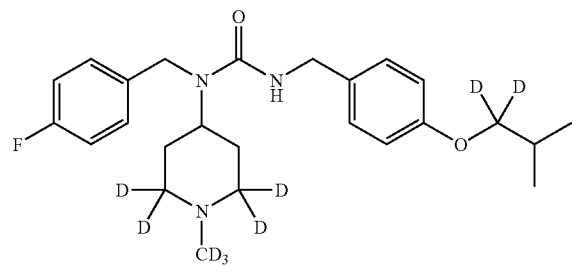
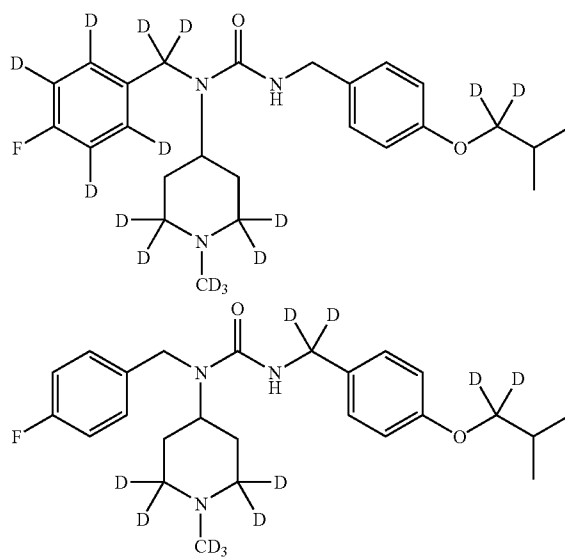
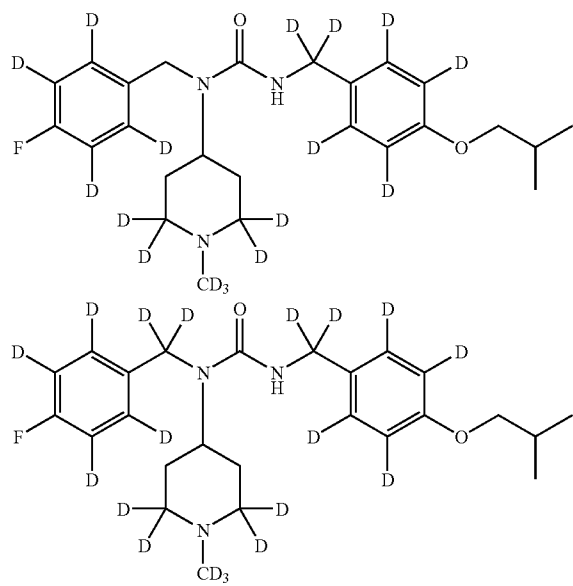
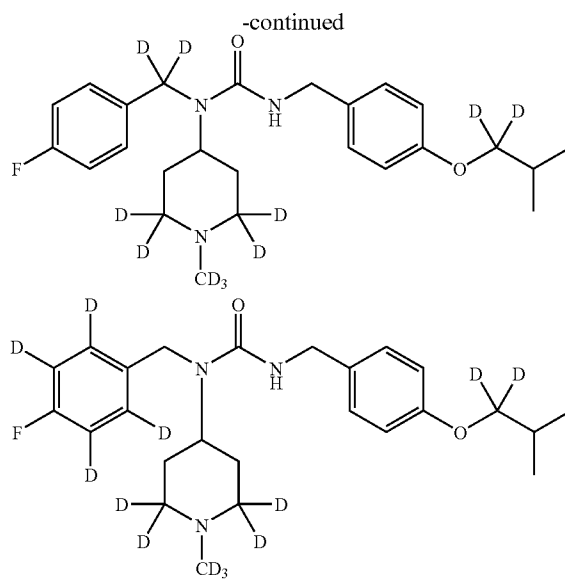
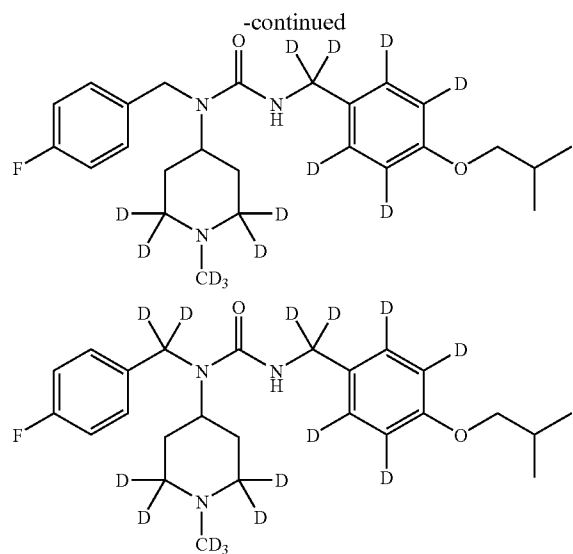
-continued

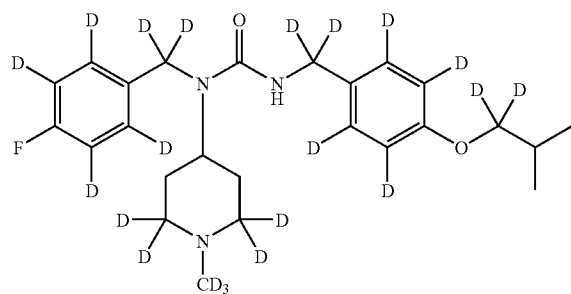
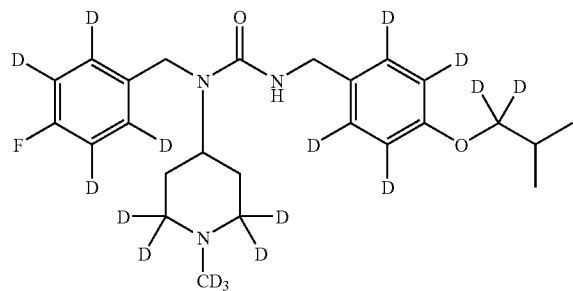
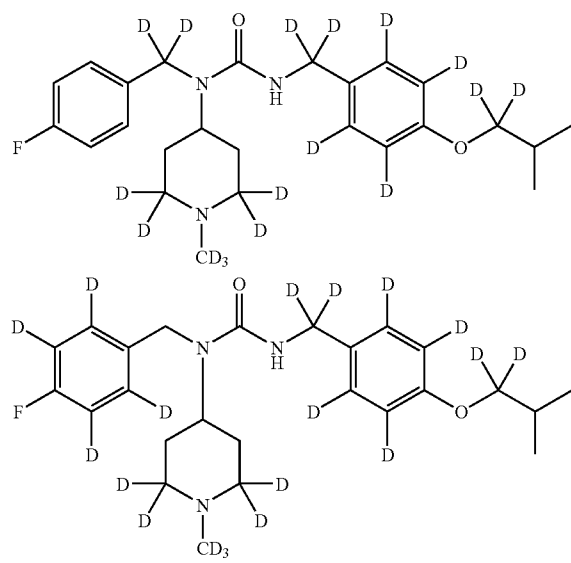
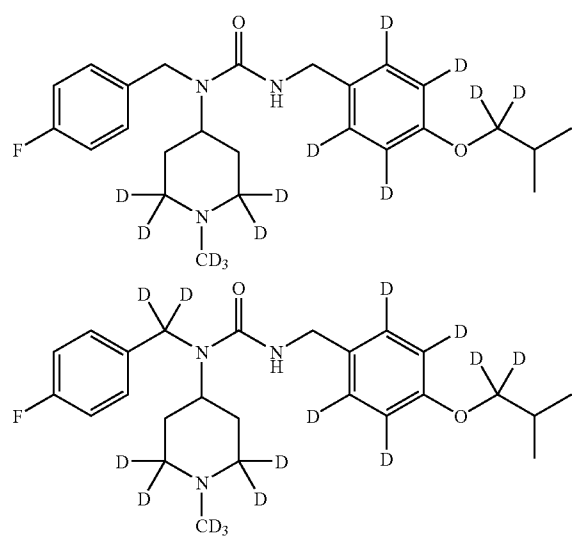
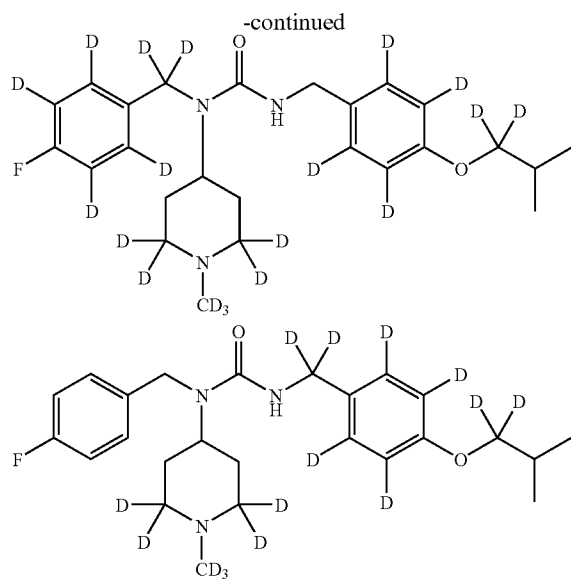
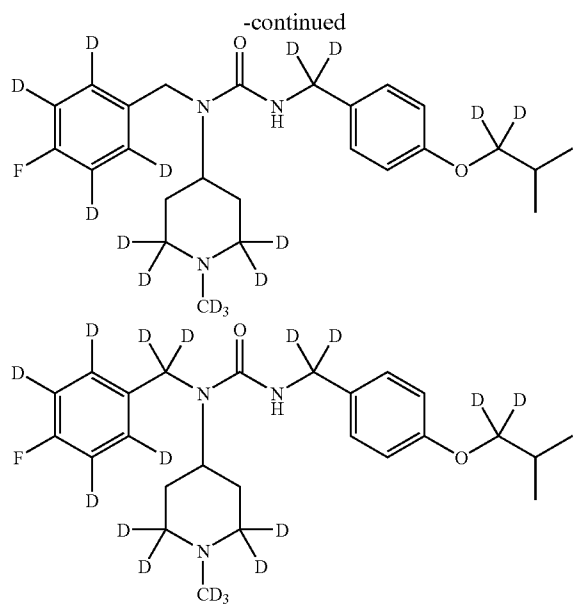


-continued

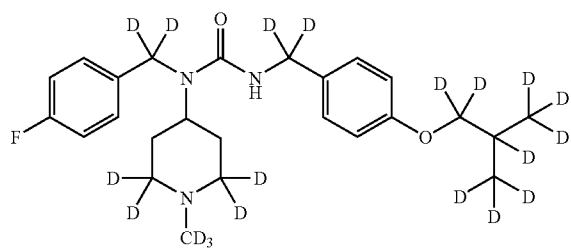
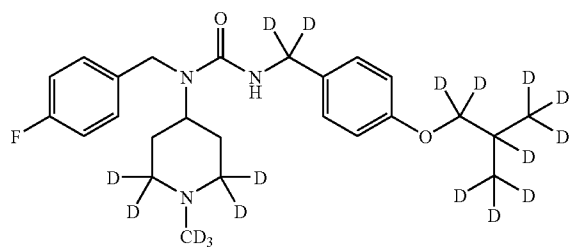
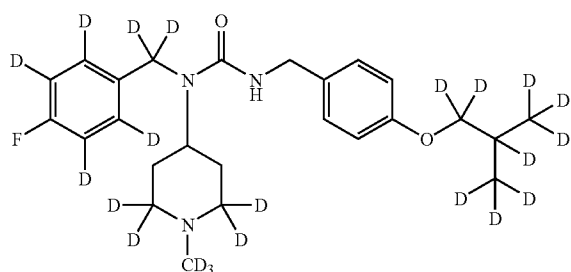
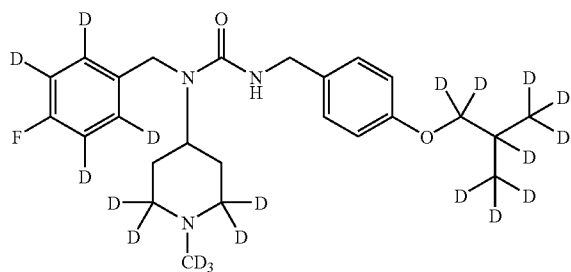
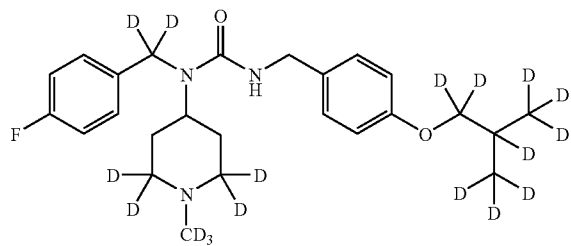
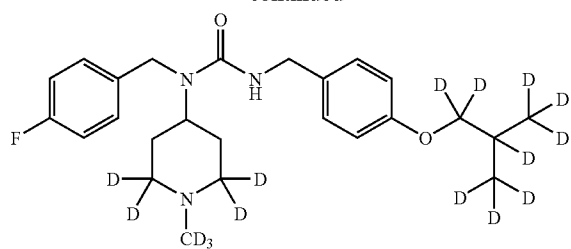




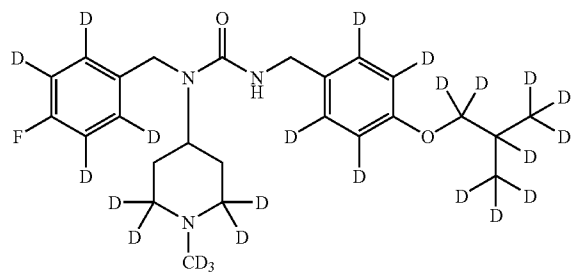
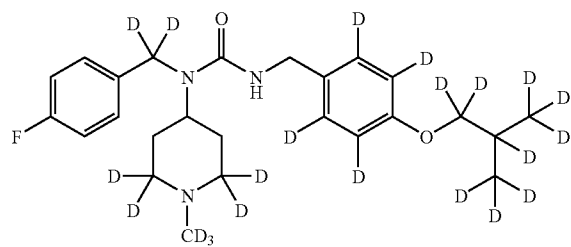
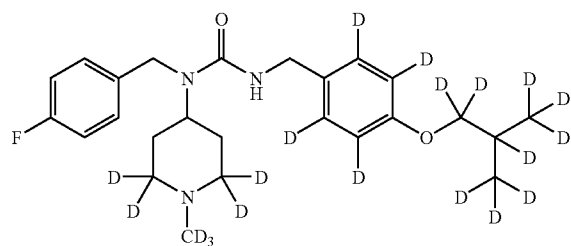
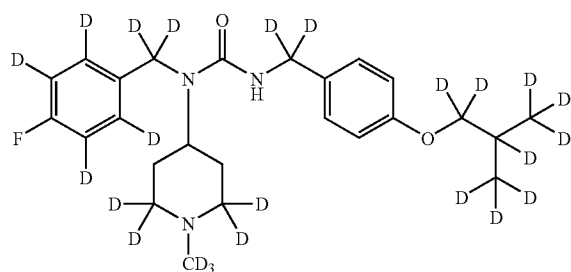
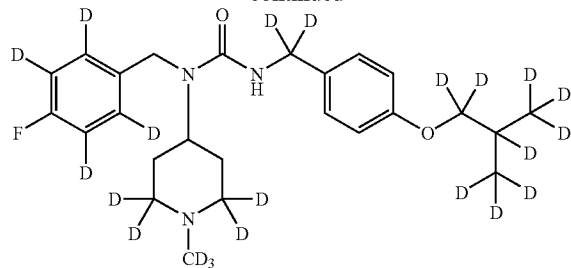


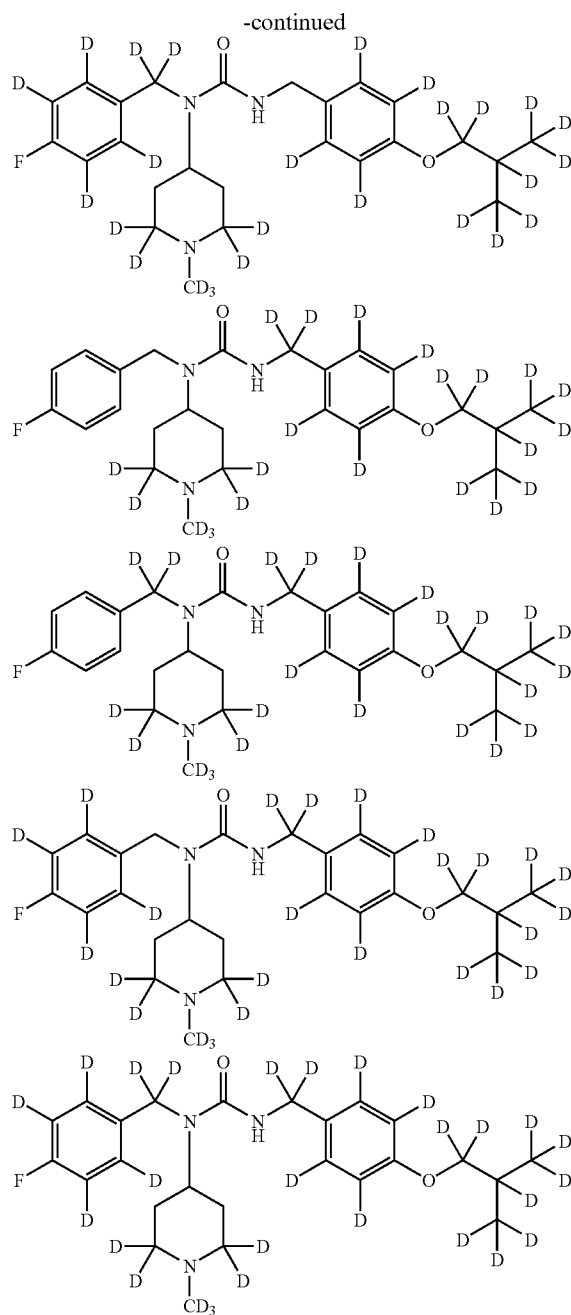


-continued



-continued





[0296] Changes in the metabolic properties of the compounds of Examples 2-4 and their analogs as compared to its non-isotopically enriched analogs can be shown using the following assays. Other compounds listed above, which have not yet been made and/or tested, are predicted to have changed metabolic properties as shown by one or more of these assays as well.

EXAMPLE 5

In vitro Liver Microsomal Stability Assay

[0297] Liver microsomal stability assays are conducted at 1 mg per mL liver microsome protein with an NADPH-gener-

ating system in 2% NaHCO₃ (2.2 mM NADPH, 25.6 mM glucose 6-phosphate, 6 units per mL glucose 6-phosphate dehydrogenase and 3.3 mM MgCl₂). Test compounds are prepared as solutions in 20% acetonitrile-water and added to the assay mixture (final assay concentration 5 microgram per mL) and incubated at 37° C. Final concentration of acetonitrile in the assay should be <1%. Aliquots (50 µL) are taken out at times 0, 15, 30, 45, and 60 min, and diluted with ice cold acetonitrile (200 µL) to stop the reactions. Samples are centrifuged at 12,000 RPM for 10 min to precipitate proteins. Supernatants are transferred to microcentrifuge tubes and stored for LC/MS/MS analysis of the degradation half-life of the test compounds. It has thus been found that certain compounds as disclosed herein that have been tested in this assay showed an increase of 10% or more in the degradation half-life, as compared to the non-isotopically enriched drug. For example, the degradation half-life of the compound of Example 3 was increased by 17%, as compared to non-isotopically enriched Pimavanserin.

EXAMPLE 6

In vitro Metabolism Using Human Cytochrome P₄₅₀ Enzymes

[0298] The cytochrome P₄₅₀ enzymes are expressed from the corresponding human cDNA using a baculovirus expression system (BD Biosciences, San Jose, Calif.). A 0.25 milliliter reaction mixture containing 0.8 milligrams per milliliter protein, 1.3 millimolar NADP⁺, 3.3 millimolar glucose-6-phosphate, 0.4 U/mL glucose-6-phosphate dehydrogenase, 3.3 millimolar magnesium chloride and 0.2 millimolar of a compound of Formula I, the corresponding non-isotopically enriched compound or standard or control in 100 millimolar potassium phosphate (pH 7.4) is incubated at 37° C. for 20 min. After incubation, the reaction is stopped by the addition of an appropriate solvent (e.g., acetonitrile, 20% trichloroacetic acid, 94% acetonitrile/6% glacial acetic acid, 70% perchloric acid, 94% acetonitrile/6% glacial acetic acid) and centrifuged (10,000 g) for 3 min. The supernatant is analyzed by HPLC/MS/MS.

Cytochrome P ₄₅₀	Standard
CYP1A2	Phenacetin
CYP2A6	Coumarin
CYP2B6	[¹³ C]-(S)-mephenytoin
CYP2C8	Paclitaxel
CYP2C9	Diclofenac
CYP2C19	[¹³ C]-(S)-mephenytoin
CYP2D6	(+/-)-Bufuralol
CYP2E1	Chlorzoxazone
CYP3A4	Testosterone
CYP4A	[¹³ C]-Lauric acid

EXAMPLE 7

Monoamine Oxidase A Inhibition and Oxidative Turnover

[0299] The procedure is carried out using the methods described by Weyler, *Journal of Biological Chemistry* 1985, 260, 13199-13207. Monoamine oxidase A activity is measured spectrophotometrically by monitoring the increase in absorbance at 314 nm on oxidation of kynuramine with formation of 4-hydroxyquinoline. The measurements are carried out, at 30° C., in 50 mM NaP, buffer, pH 7.2, containing 0.2%

Triton X-100 (monoamine oxidase assay buffer), plus 1 mM kynuramine, and the desired amount of enzyme in 1 mL total volume.

EXAMPLE 8

Monoamine Oxidase B Inhibition and Oxidative Turnover

[0300] The procedure is carried out using the methods described by Uebelhack, *Pharmacopsychiatry* 1998, 31, 187-192.

EXAMPLE 9

5-HT_{2A} and 5-HT_{2C} Receptor Modulation

[0301] The procedure is carried out using the methods described by Vanover et al., *The Journal of Pharmacology and Experimental Therapeutics* 2006, 317(2), 910-918.

EXAMPLE 10

DOI-Induced Head Twitch Model

[0302] The procedure is carried out using the methods described by Vanover et al., *The Journal of Pharmacology and Experimental Therapeutics* 2006, 317(2), 910-918.

EXAMPLE 11

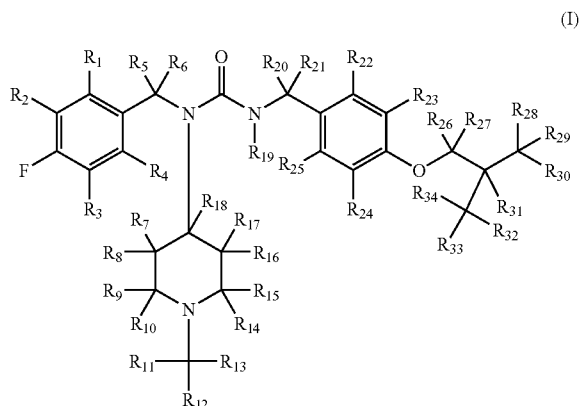
Haloperidol-Potential Model

[0303] The procedure is carried out using the methods described by Li et al., *Psychopharmacology* 2005, 183, 144-153.

[0304] The examples set forth above are disclosed to give a complete disclosure and description of how to make and use the claimed embodiments, and are not intended to limit the scope of what the inventors regard as what is disclosed herein. Modifications that are obvious are intended to be within the scope of the following claims. All publications, patents, and patent applications cited in this specification are incorporated herein by reference as if each such publication, patent or patent application were specifically and individually indicated to be incorporated herein by reference.

What is claimed is:

1. A compound having structural Formula I:



or a pharmaceutically acceptable salt, solvate, or prodrug thereof; wherein:

R₁, R₂, R₃, R₄, R₅, R₆, R₇, R₈, R₉, R₁₀, R₁₁, R₁₂, R₁₃, R₁₄, R₁₅, R₁₆, R₁₇, R₁₈, R₁₉, R₂₀, R₂₁, R₂₂, R₂₃, R₂₄, R₂₅, R₂₆, R₂₇, R₂₈, R₂₉, R₃₀, R₃₁, R₃₂, R₃₃, and R₃₄ are independently selected from the group consisting of hydrogen and deuterium; and

at least one of R₁, R₂, R₃, R₄, R₅, R₆, R₇, R₈, R₉, R₁₀, R₁₁, R₁₂, R₁₃, R₁₄, R₁₅, R₁₆, R₁₇, R₁₈, R₁₉, R₂₀, R₂₁, R₂₂, R₂₃, R₂₄, R₂₅, R₂₆, R₂₇, R₂₈, R₂₉, R₃₀, R₃₁, R₃₂, R₃₃, and R₃₄ is deuterium.

2. The compound as recited in claim 1, wherein said compound is substantially a single enantiomer, a mixture of about 90% or more by weight of the (–)-enantiomer and about 10% or less by weight of the (+)-enantiomer, a mixture of about 90% or more by weight of the (+)-enantiomer and about 10% or less by weight of the (–)-enantiomer, substantially an individual diastereomer, or a mixture of about 90% or more by weight of an individual diastereomer and about 10% or less by weight of any other diastereomer.

3. The compound as recited in claim 1, wherein at least one of R₁, R₂, R₃, R₄, R₅, R₆, R₇, R₈, R₉, R₁₀, R₁₁, R₁₂, R₁₃, R₁₄, R₁₅, R₁₆, R₁₇, R₁₈, R₁₉, R₂₀, R₂₁, R₂₂, R₂₃, R₂₄, R₂₅, R₂₆, R₂₇, R₂₈, R₂₉, R₃₀, R₃₁, R₃₂, R₃₃, and R₃₄ independently has deuterium enrichment of no less than about 98%.

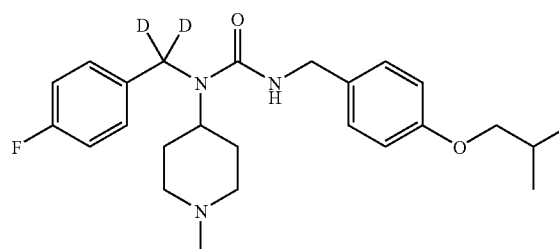
4. The compound as recited in claim 1, wherein at least one of R₁, R₂, R₃, R₄, R₅, R₆, R₇, R₈, R₉, R₁₀, R₁₁, R₁₂, R₁₃, R₁₄, R₁₅, R₁₆, R₁₇, R₁₈, R₁₉, R₂₀, R₂₁, R₂₂, R₂₃, R₂₄, R₂₅, R₂₆, R₂₇, R₂₈, R₂₉, R₃₀, R₃₁, R₃₂, R₃₃, and R₃₄ independently has deuterium enrichment of no less than about 90%.

5. The compound as recited in claim 1, wherein at least one of R₁, R₂, R₃, R₄, R₅, R₆, R₇, R₈, R₉, R₁₀, R₁₁, R₁₂, R₁₃, R₁₄, R₁₅, R₁₆, R₁₇, R₁₈, R₁₉, R₂₀, R₂₁, R₂₂, R₂₃, R₂₄, R₂₅, R₂₆, R₂₇, R₂₈, R₂₉, R₃₀, R₃₁, R₃₂, R₃₃, and R₃₄ independently has deuterium enrichment of no less than about 50%.

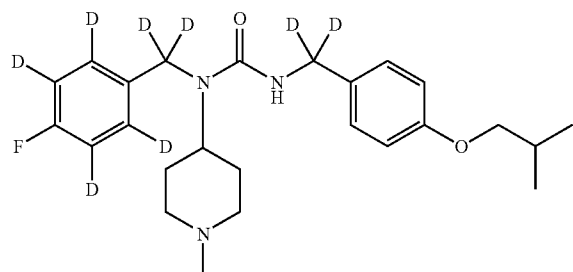
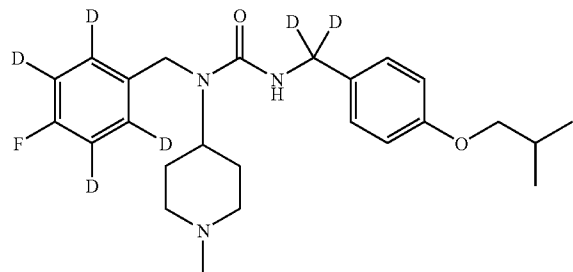
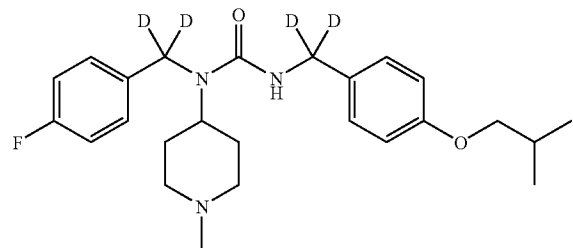
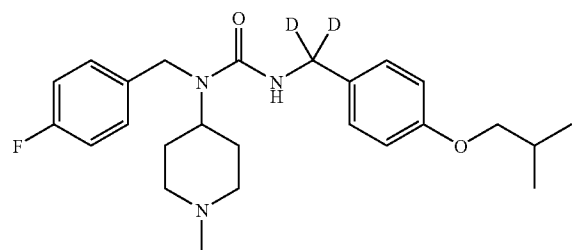
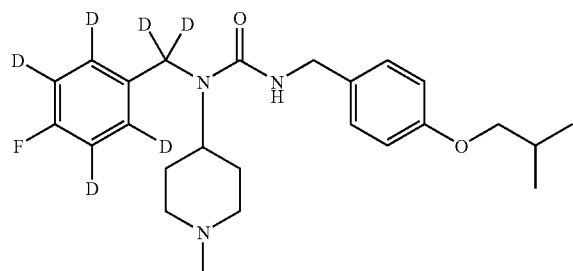
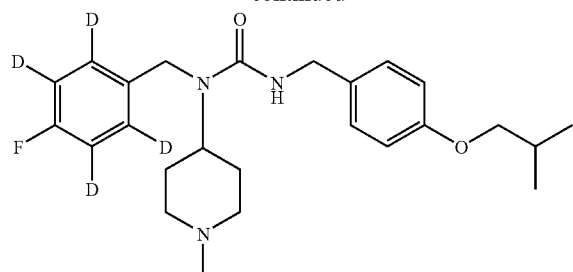
6. The compound as recited in claim 1, wherein at least one of R₁, R₂, R₃, R₄, R₅, R₆, R₇, R₈, R₉, R₁₀, R₁₁, R₁₂, R₁₃, R₁₄, R₁₅, R₁₆, R₁₇, R₁₈, R₁₉, R₂₀, R₂₁, R₂₂, R₂₃, R₂₄, R₂₅, R₂₆, R₂₇, R₂₈, R₂₉, R₃₀, R₃₁, R₃₂, R₃₃, and R₃₄ independently has deuterium enrichment of no less than about 10%.

7. The compound as recited in claim 1, wherein at least one of R₁, R₂, R₃, R₄, R₅, R₆, R₇, R₈, R₉, R₁₀, R₁₁, R₁₂, R₁₃, R₁₄, R₁₅, R₁₆, R₁₇, R₁₈, R₁₉, R₂₀, R₂₁, R₂₂, R₂₃, R₂₄, R₂₅, R₂₆, R₂₇, R₂₈, R₂₉, R₃₀, R₃₁, R₃₂, R₃₃, and R₃₄ independently has deuterium enrichment of no less than about 1%.

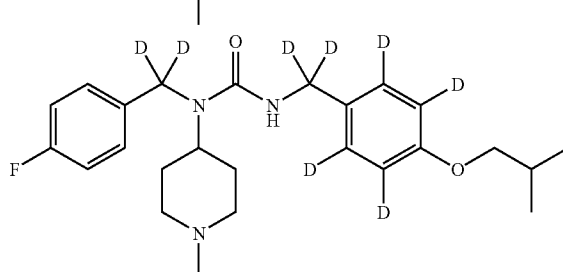
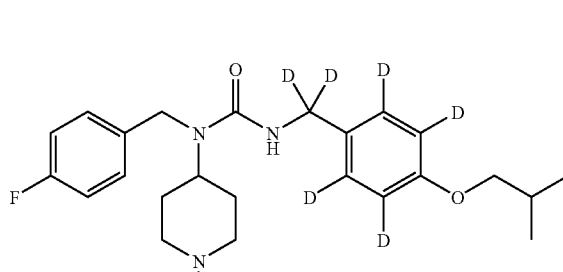
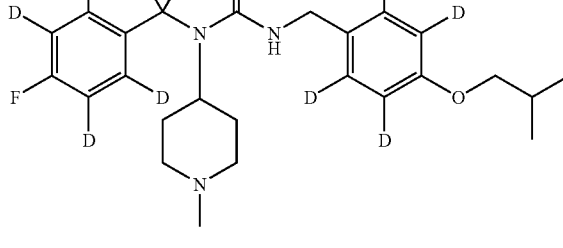
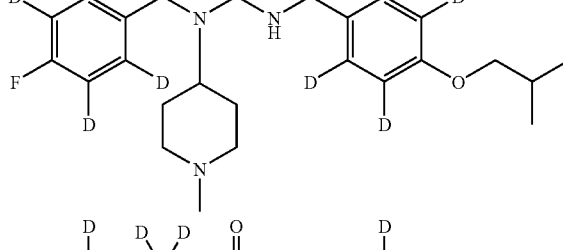
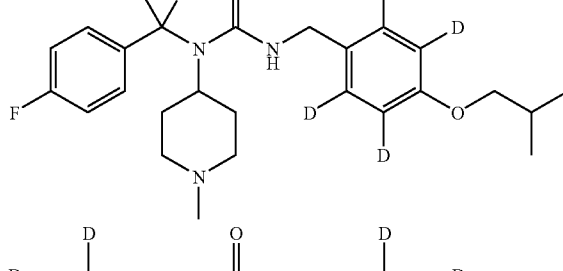
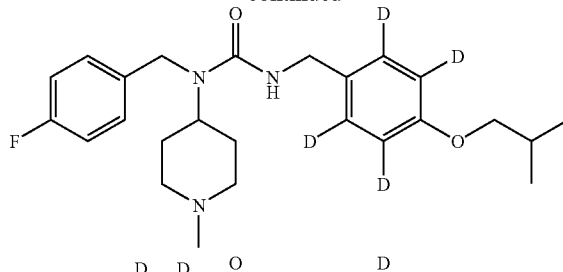
8. The compound as recited in claim 1, wherein the compound is selected from the group consisting of:



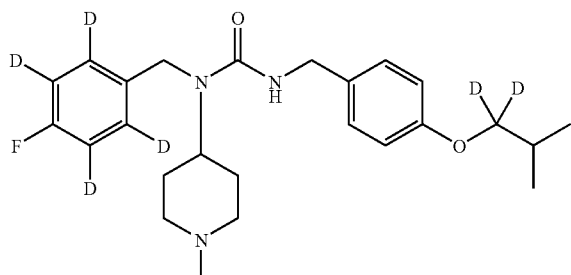
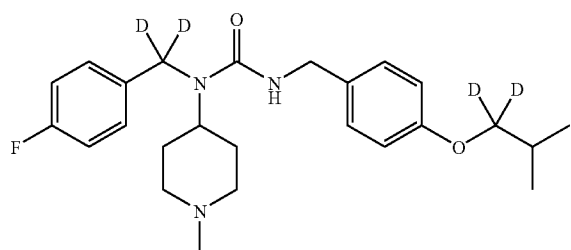
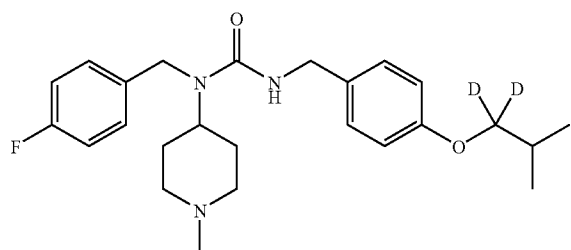
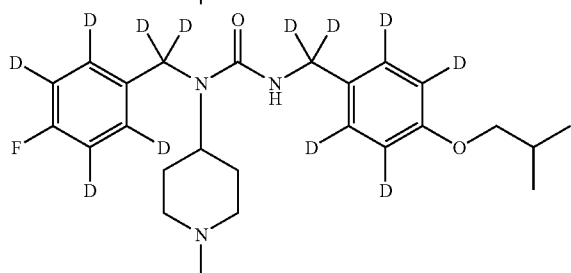
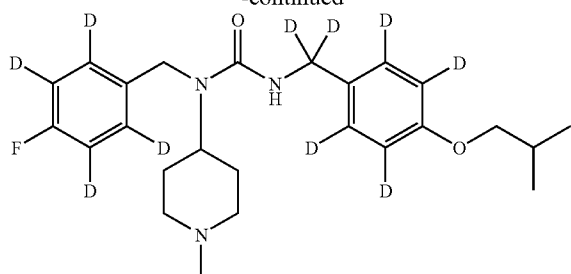
-continued



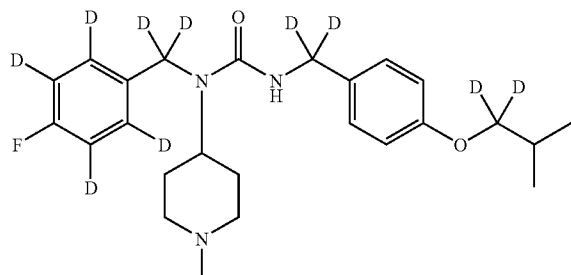
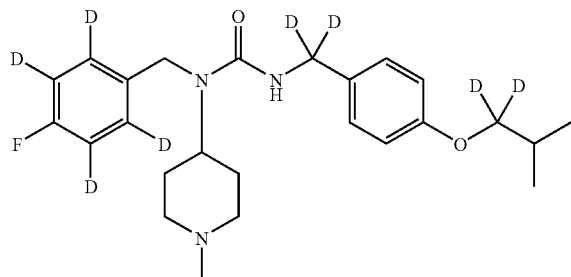
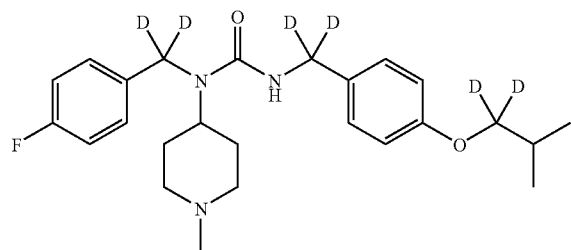
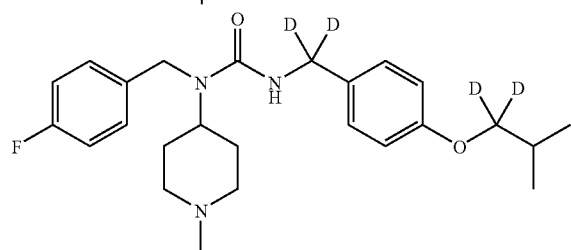
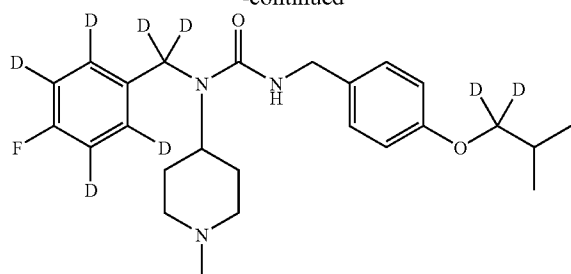
-continued



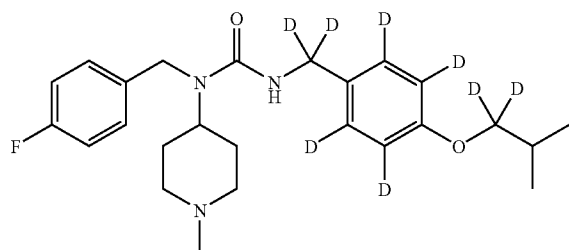
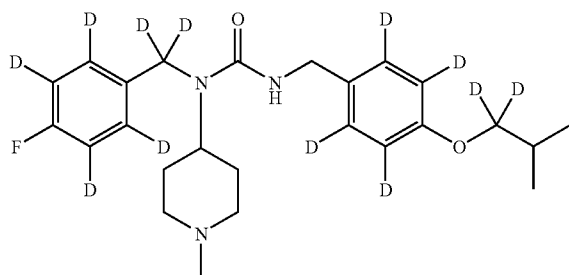
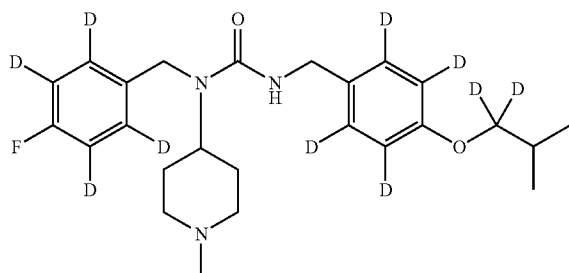
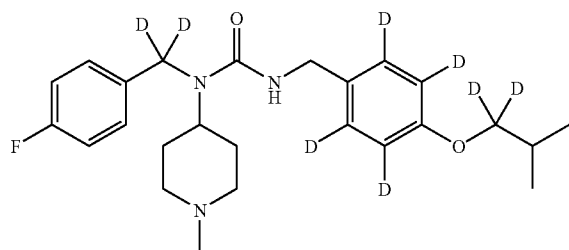
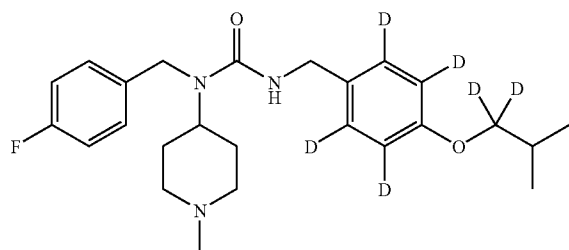
-continued



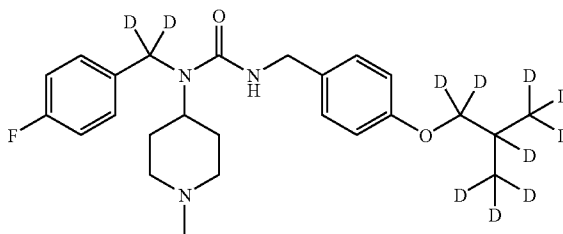
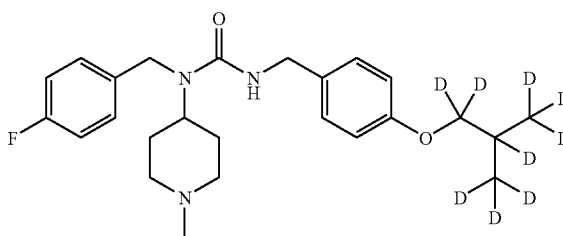
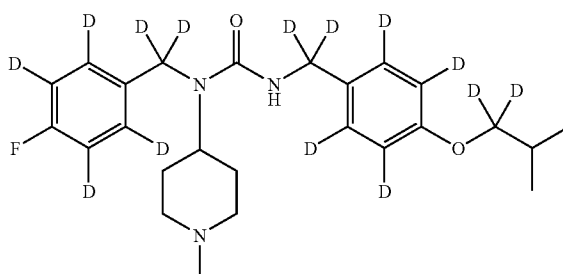
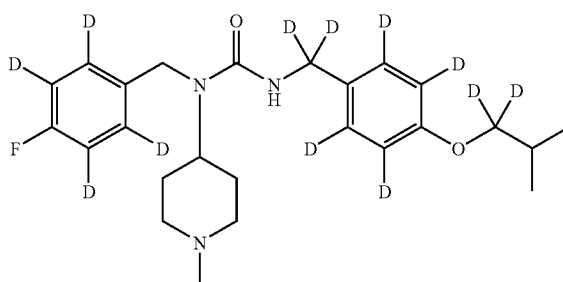
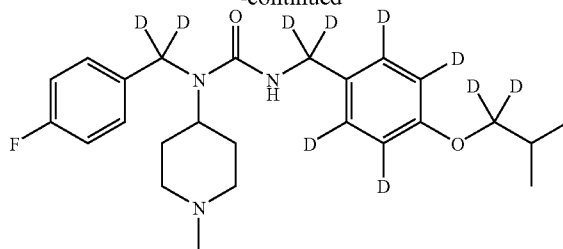
-continued

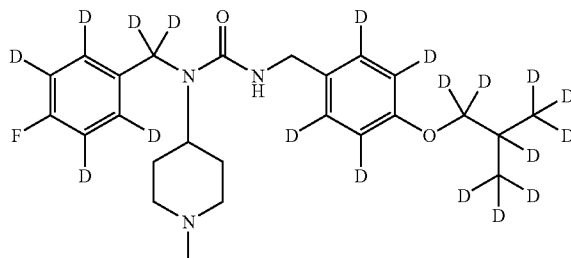
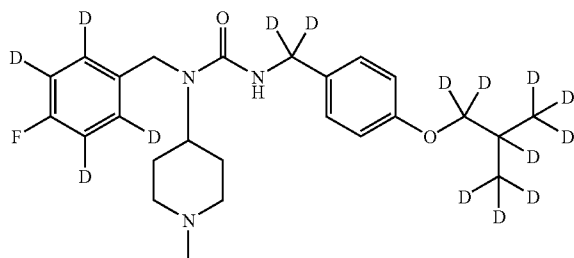
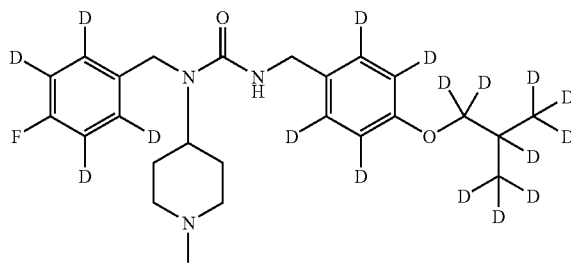
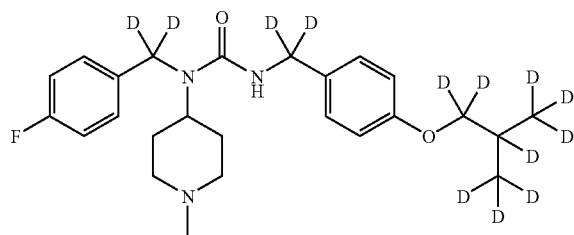
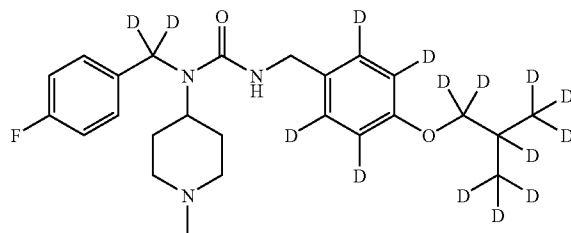
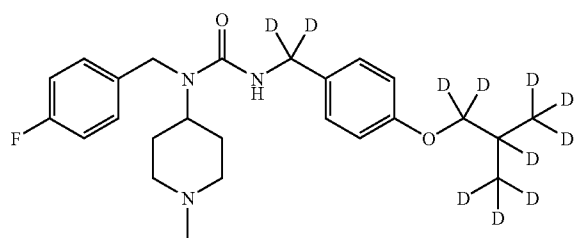
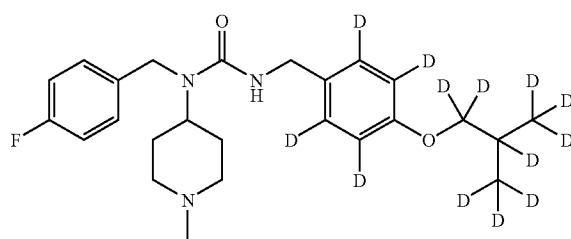
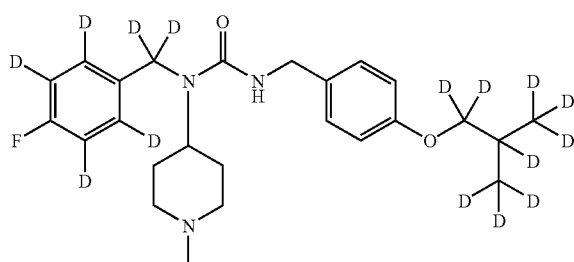
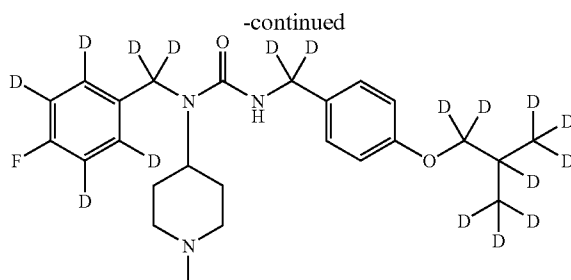
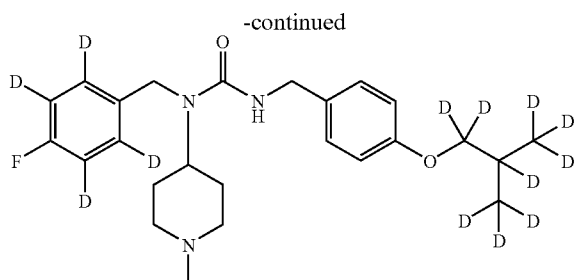


-continued

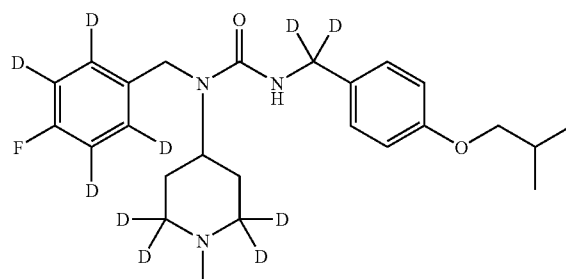
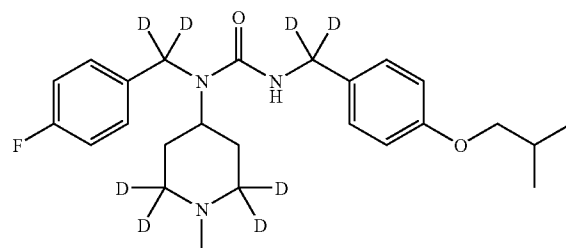
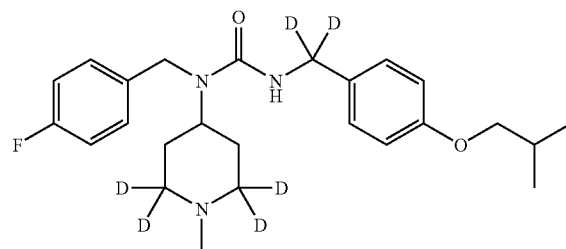
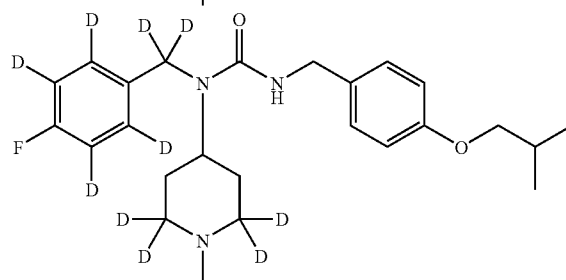
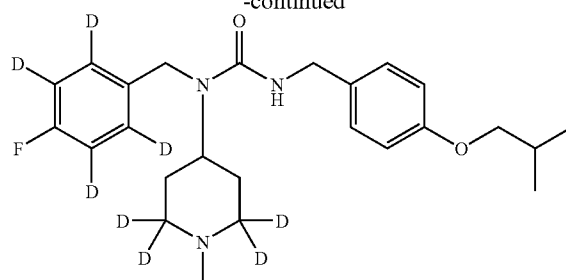


-continued

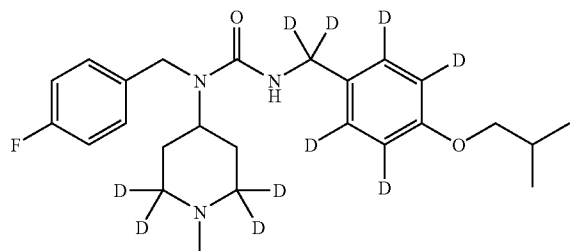
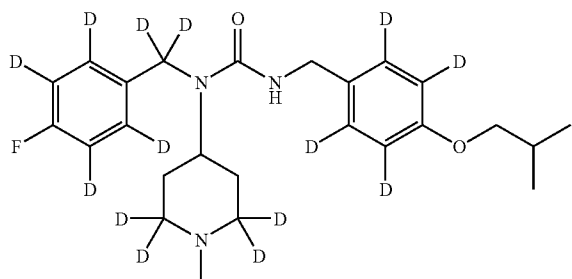
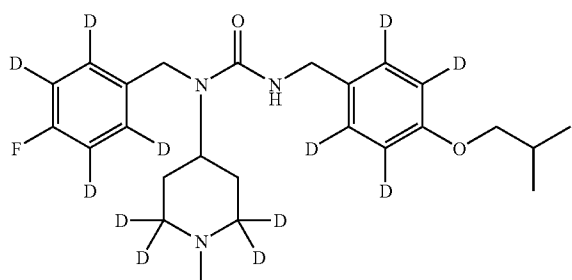
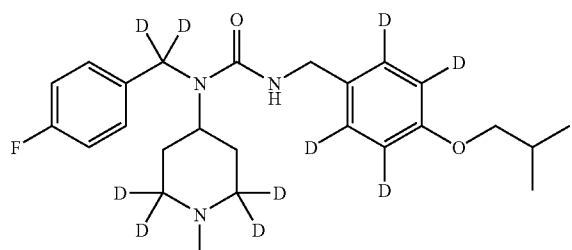
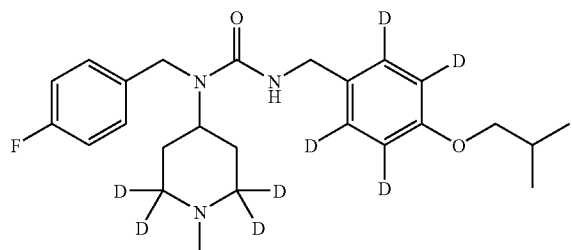
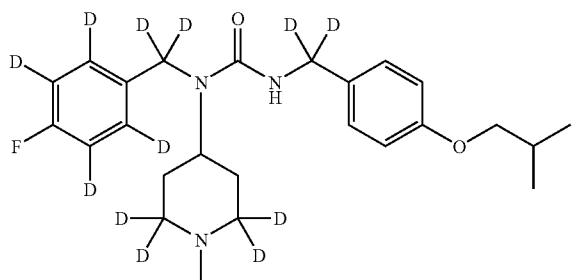




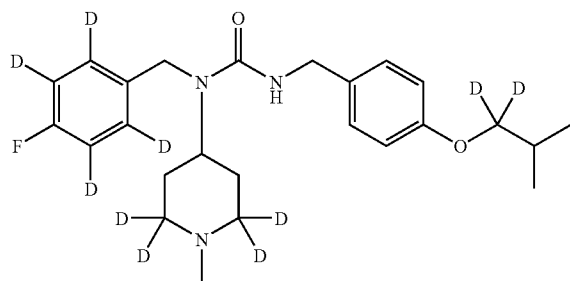
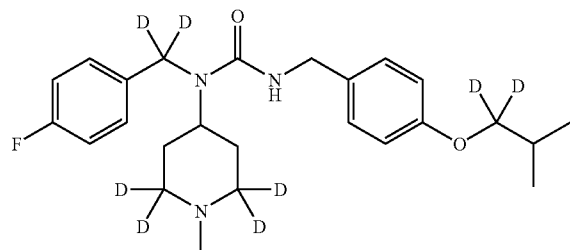
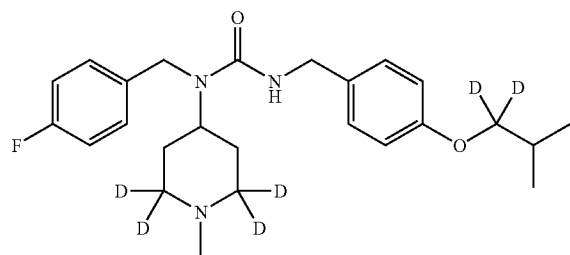
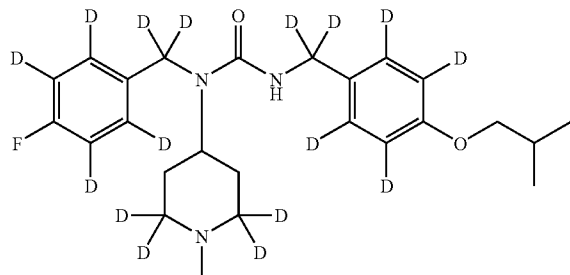
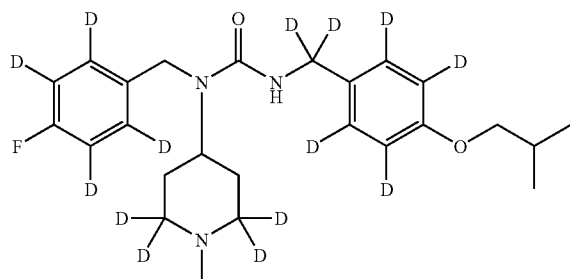
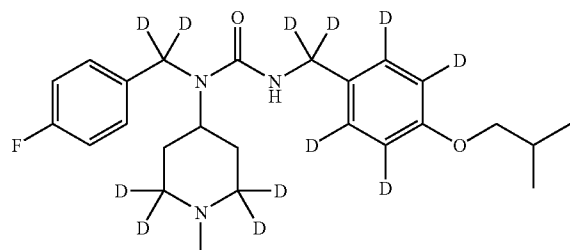
-continued



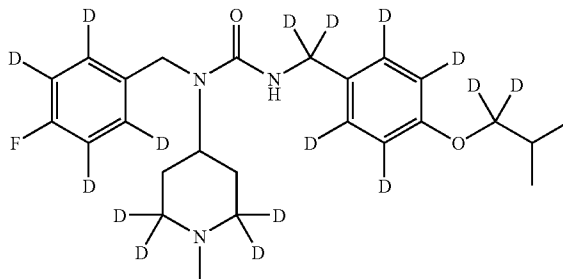
-continued



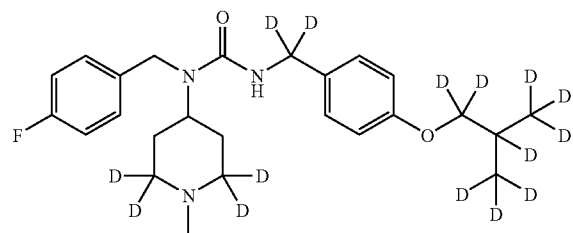
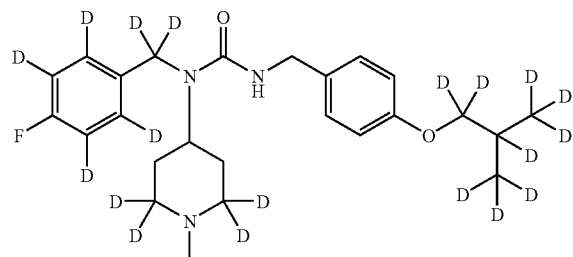
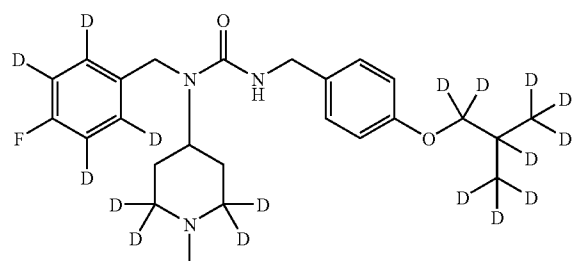
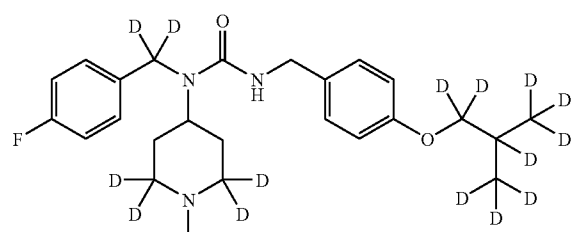
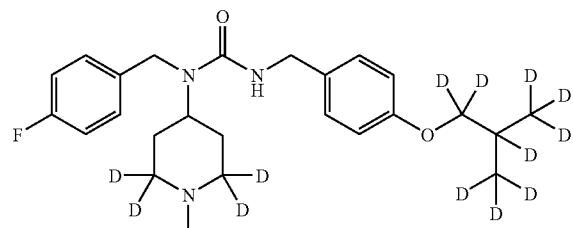
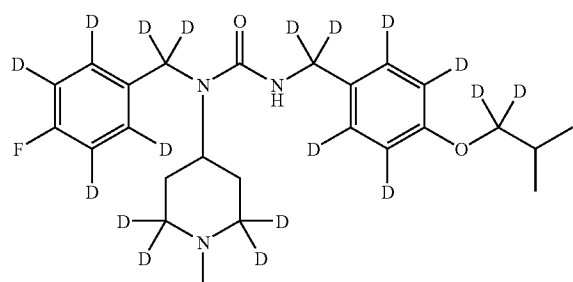
-continued



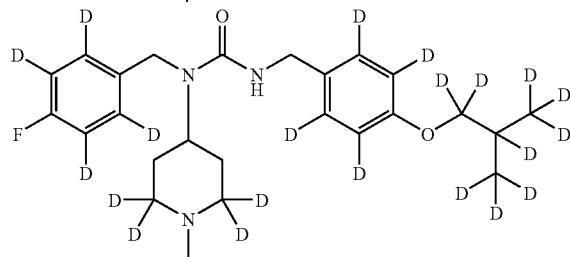
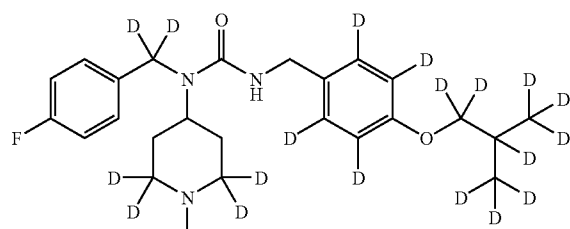
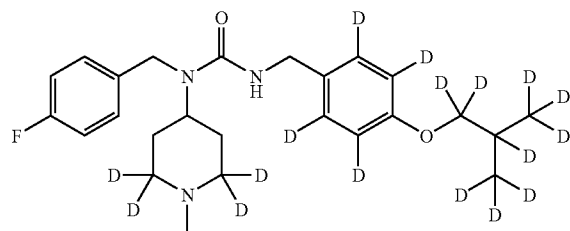
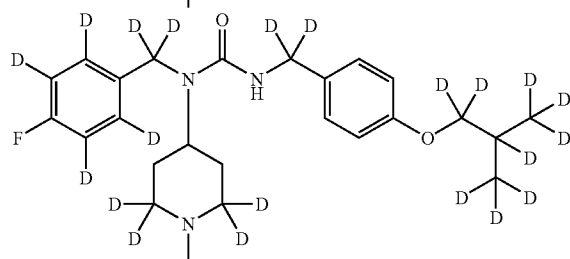
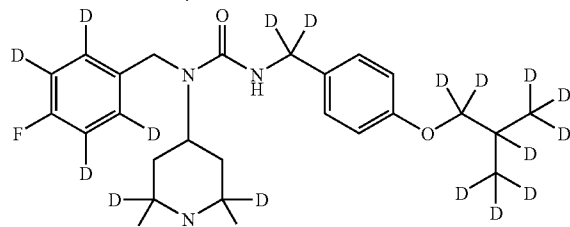
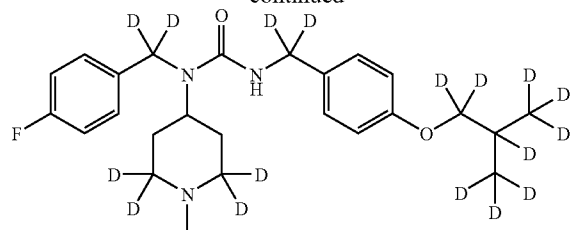
-continued



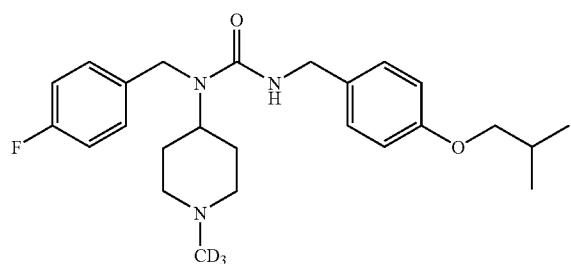
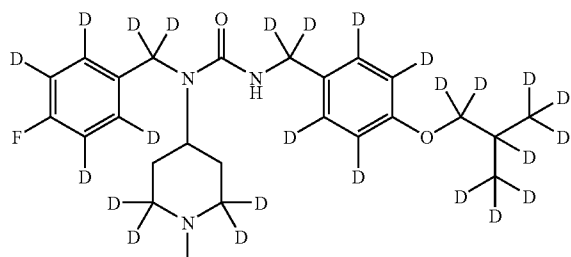
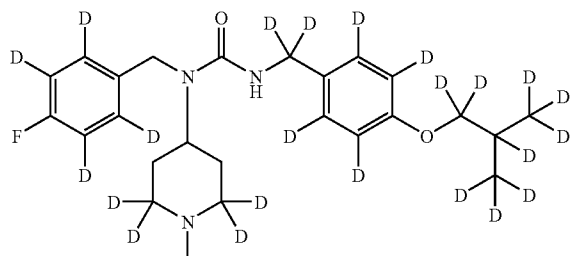
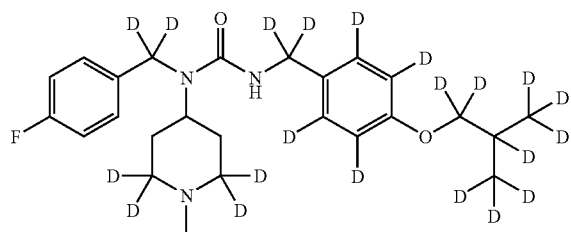
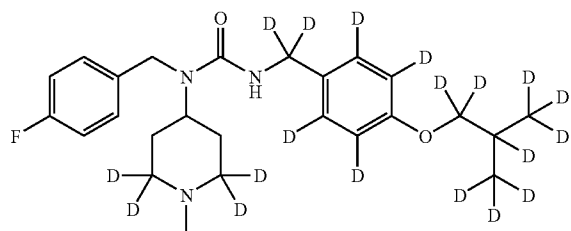
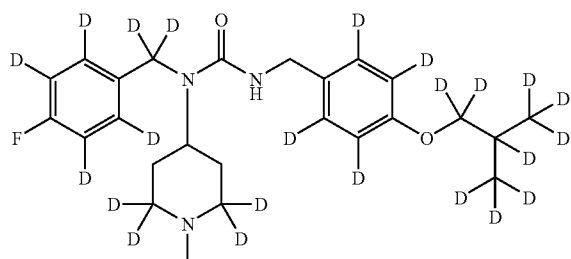
-continued



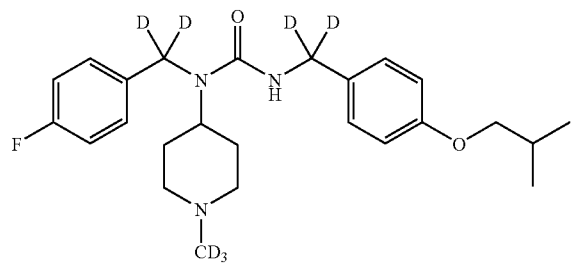
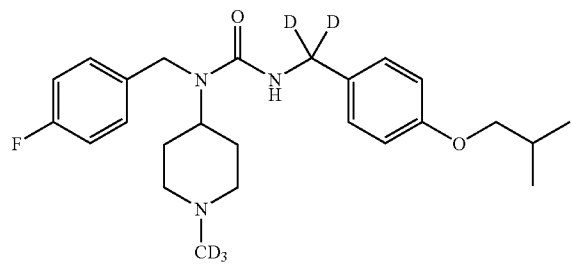
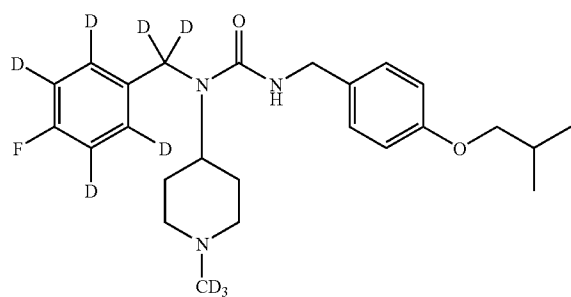
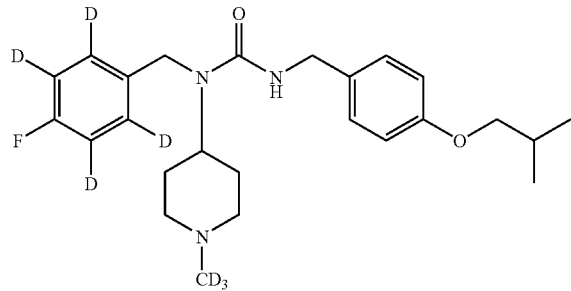
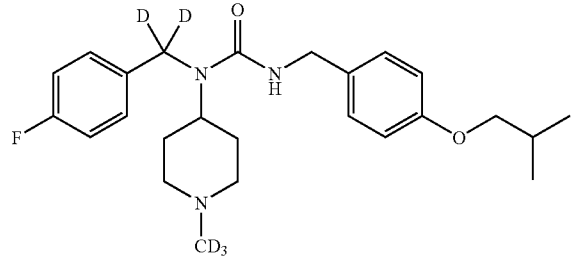
-continued



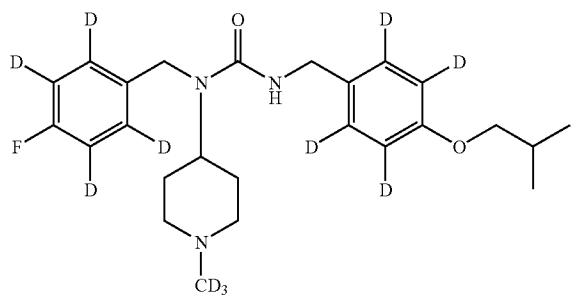
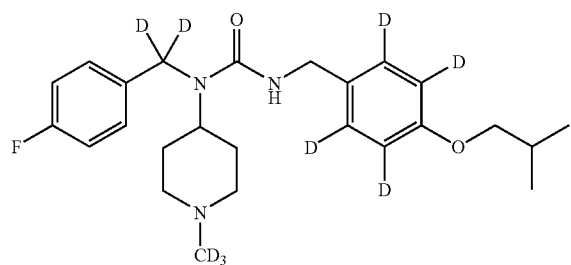
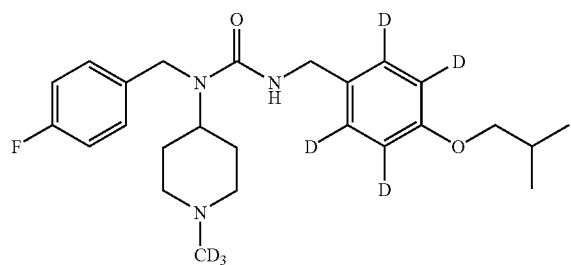
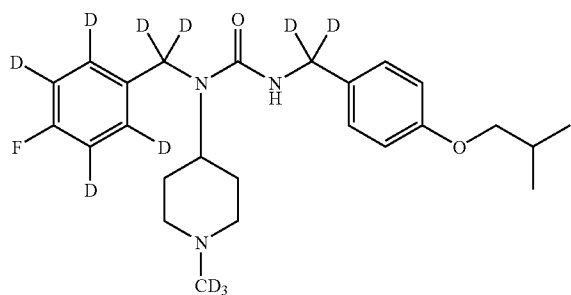
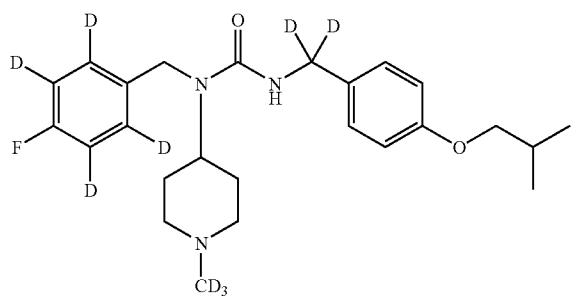
-continued



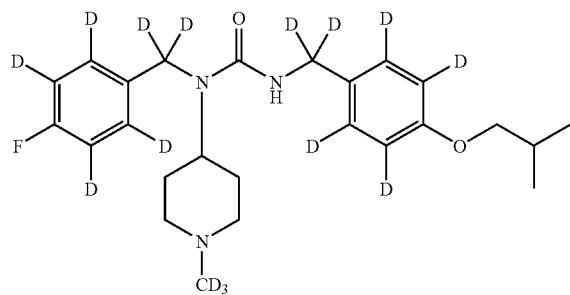
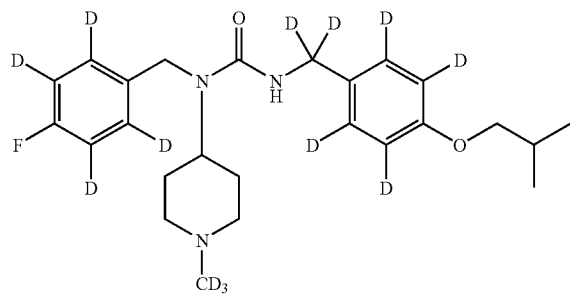
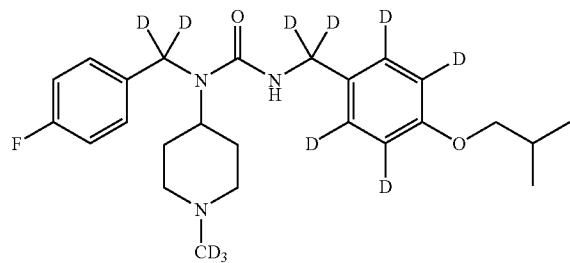
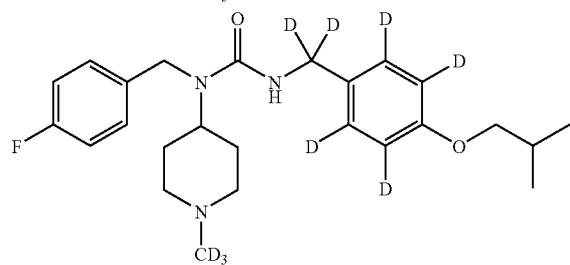
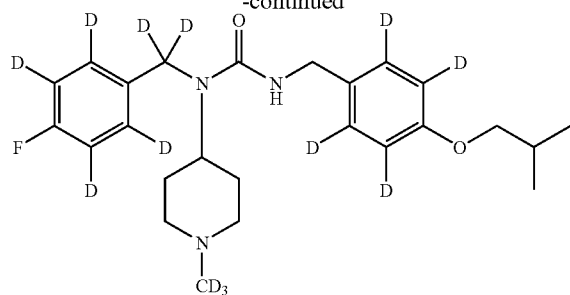
-continued

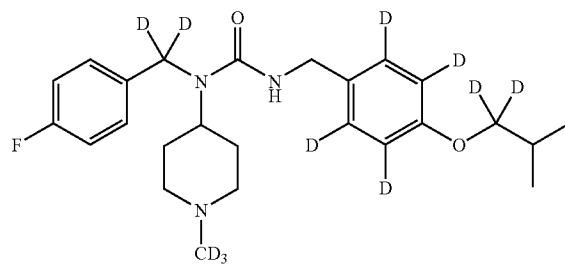
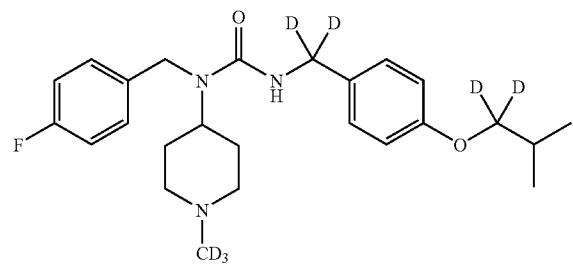
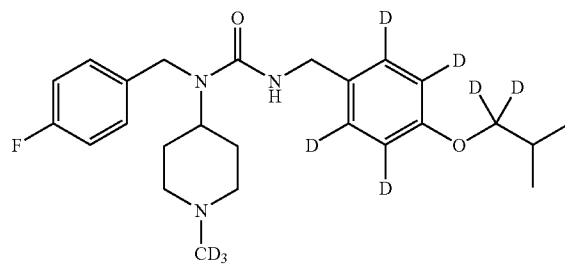
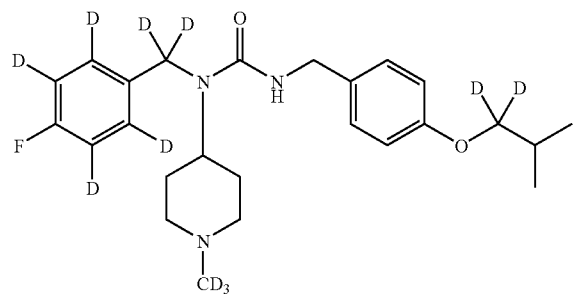
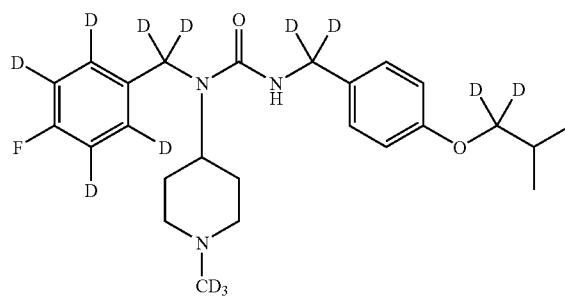
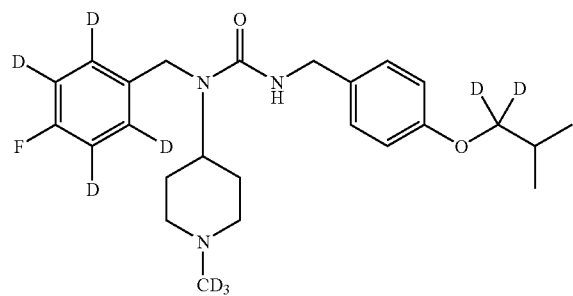
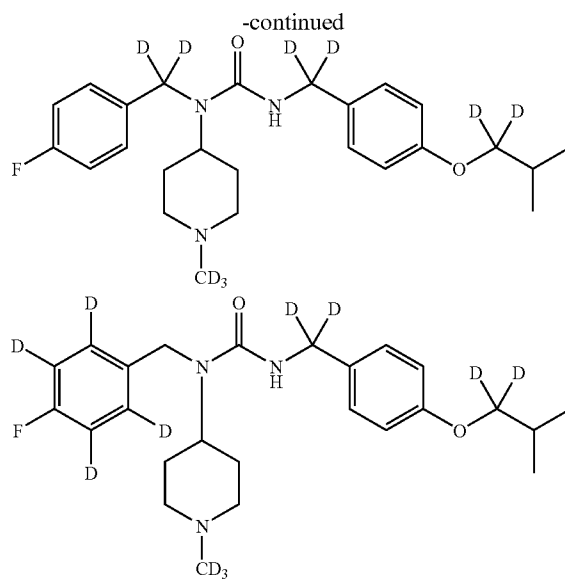
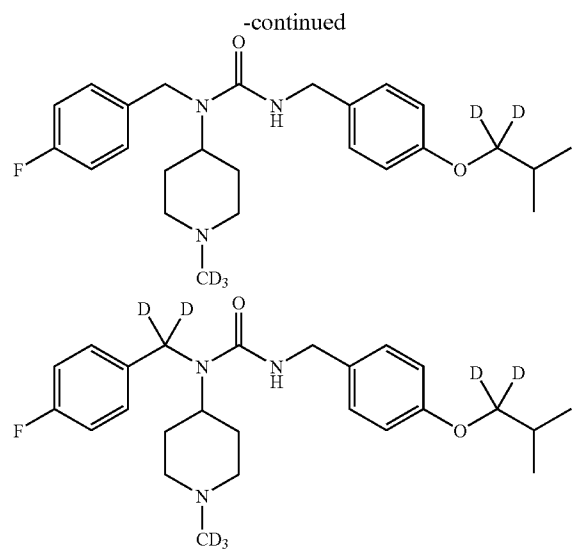


-continued

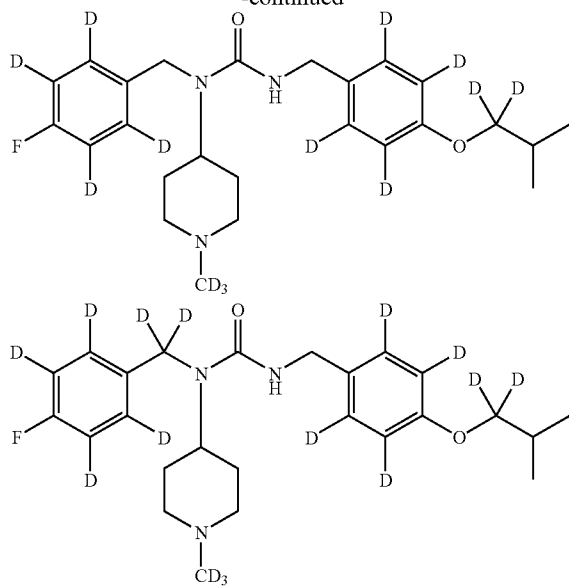


-continued

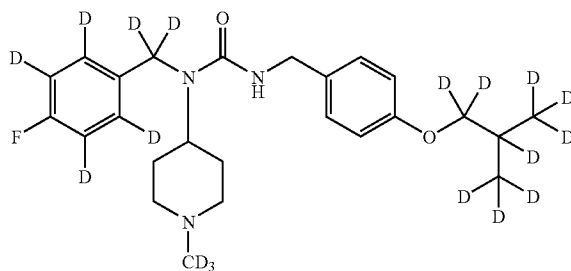
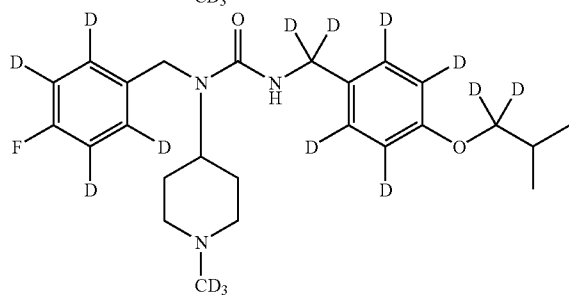
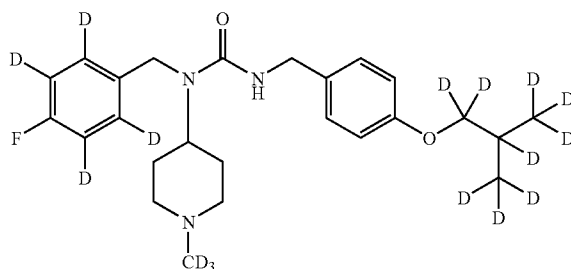
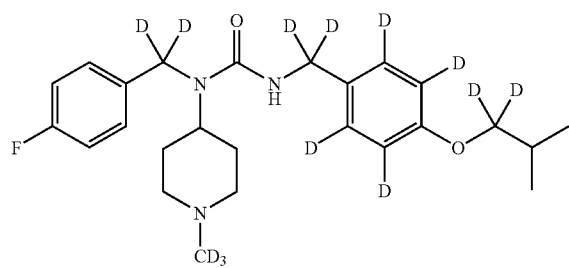
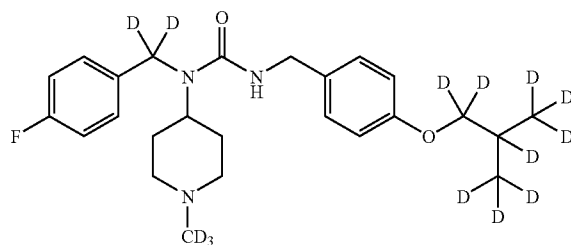
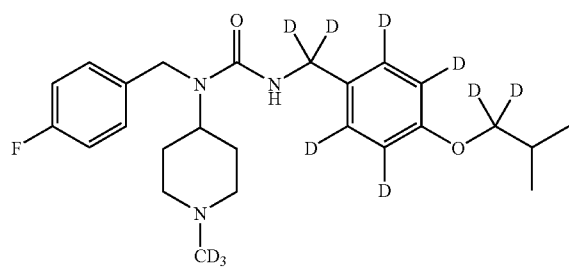
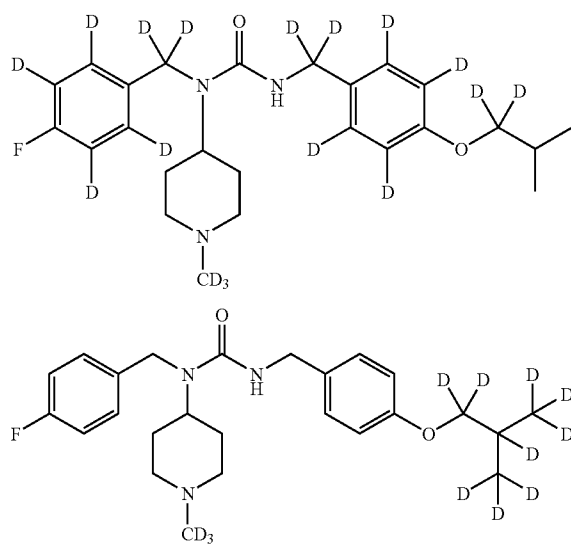




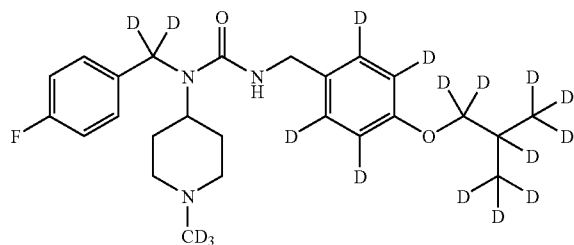
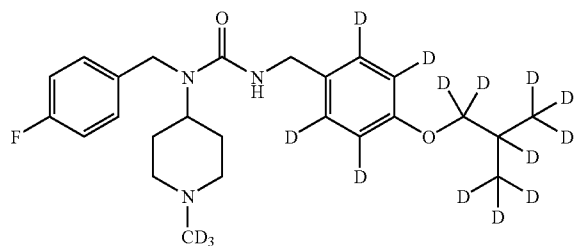
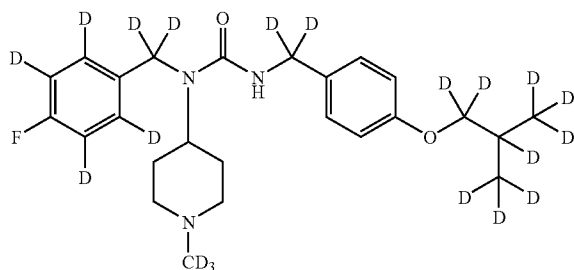
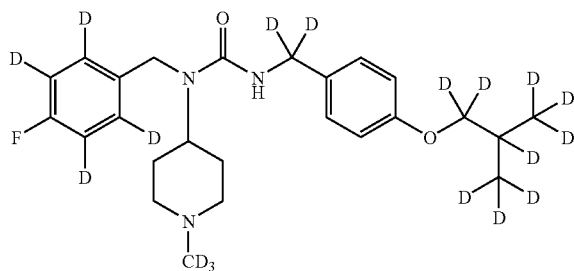
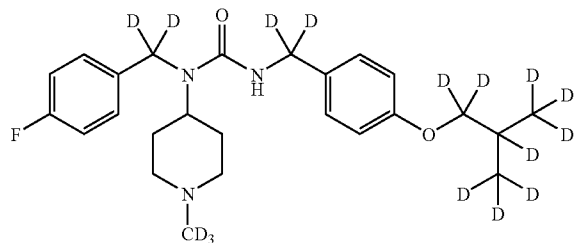
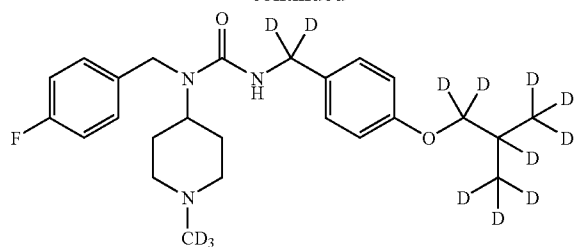
-continued



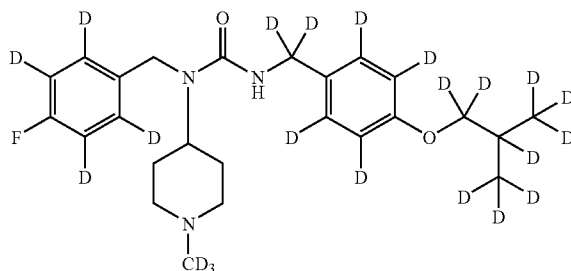
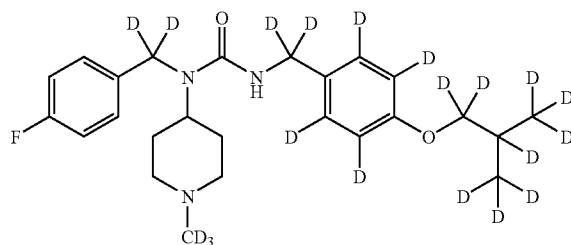
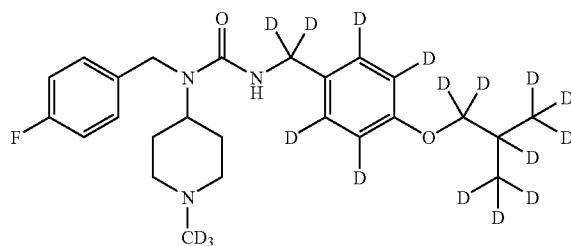
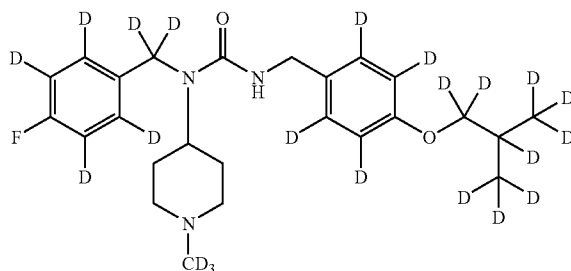
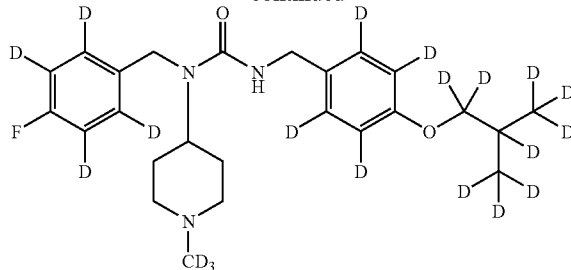
-continued



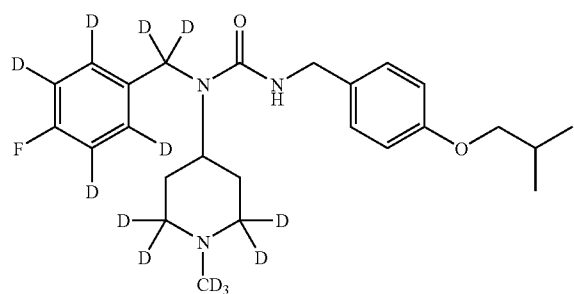
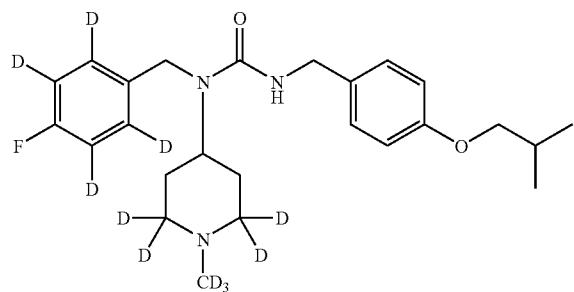
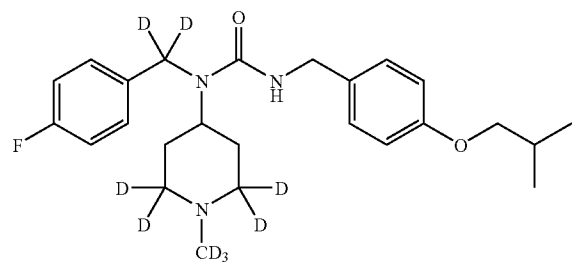
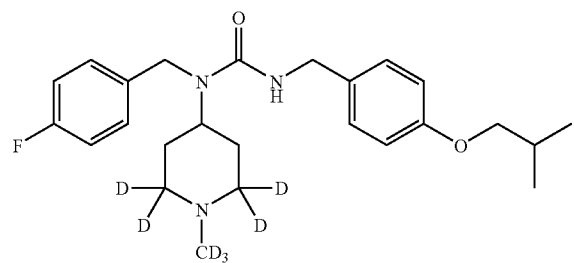
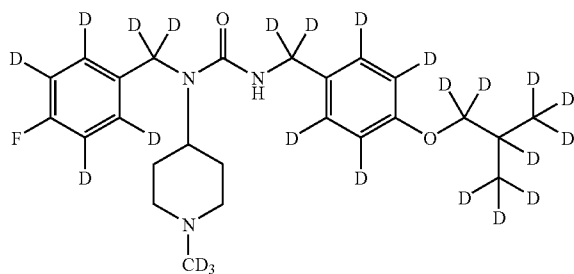
-continued



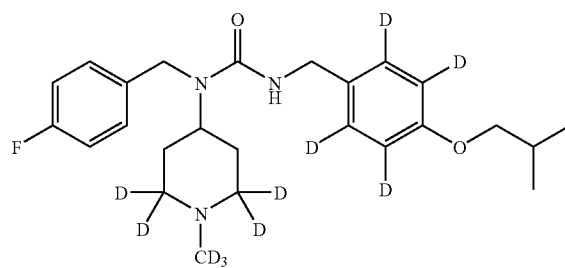
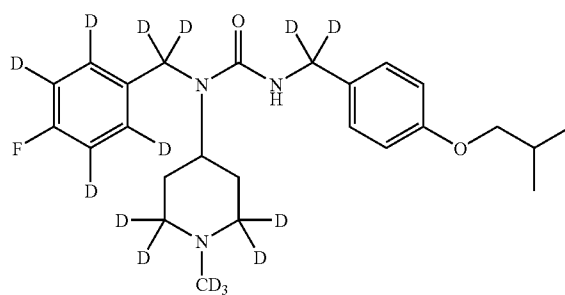
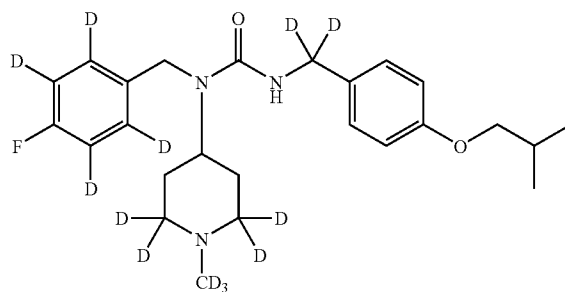
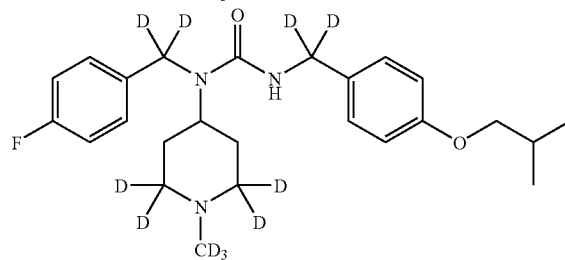
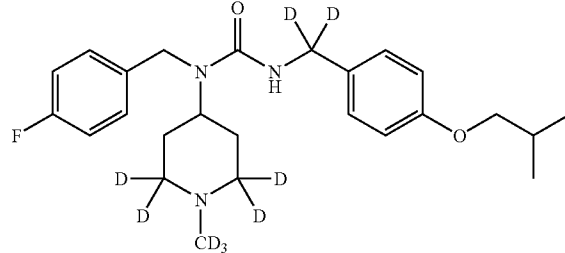
-continued



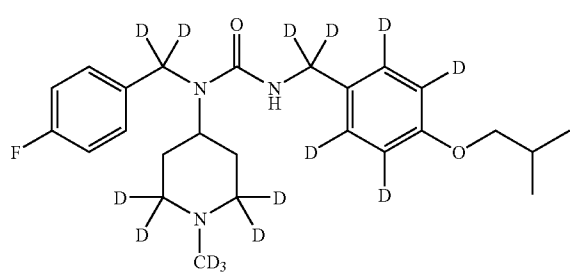
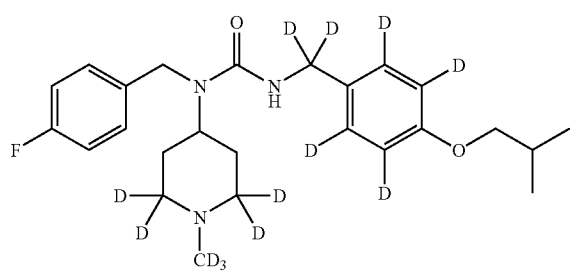
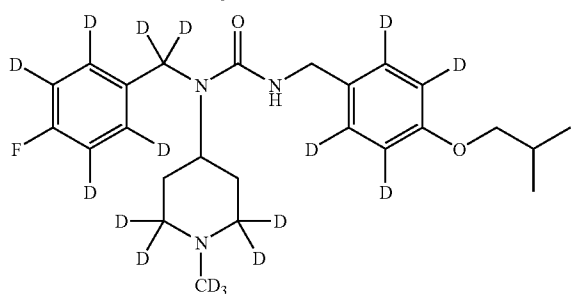
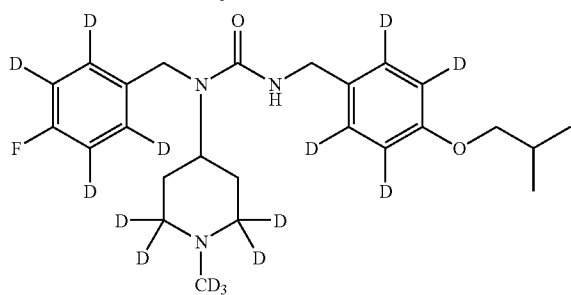
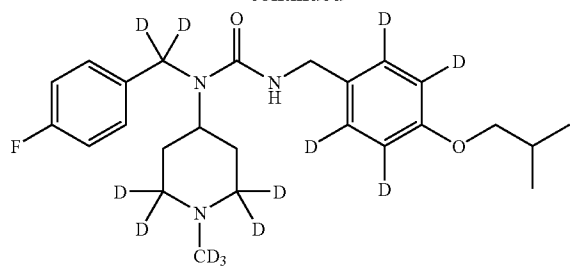
-continued



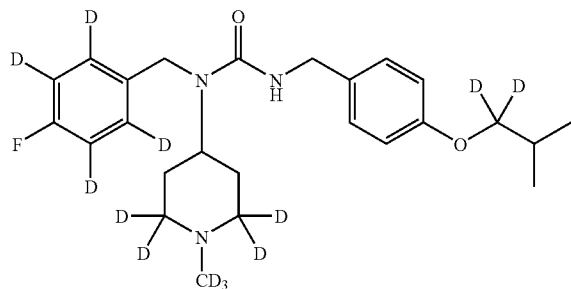
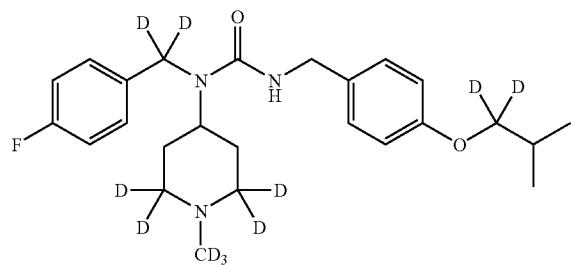
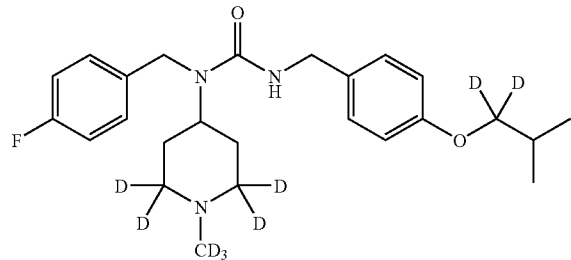
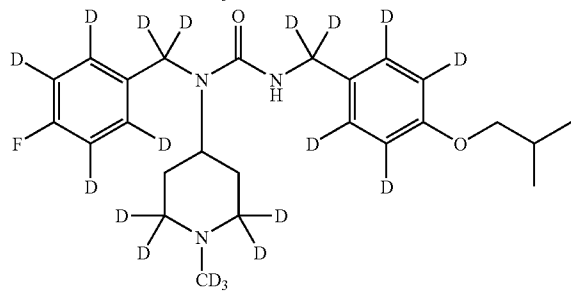
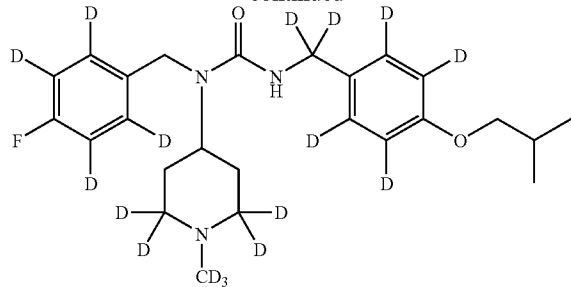
-continued



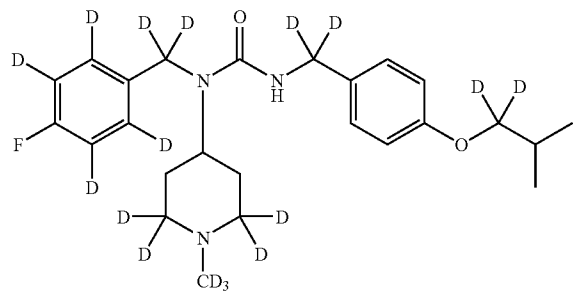
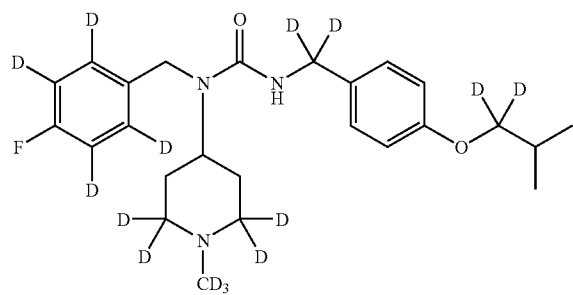
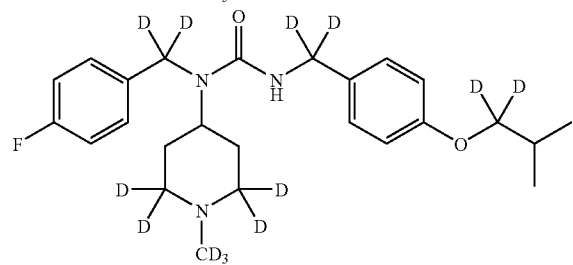
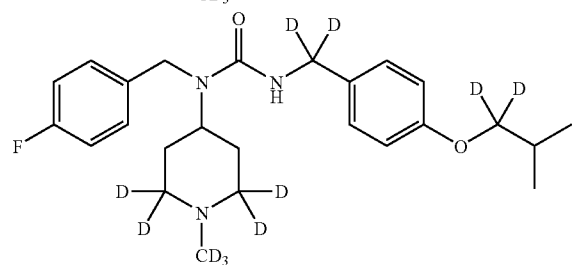
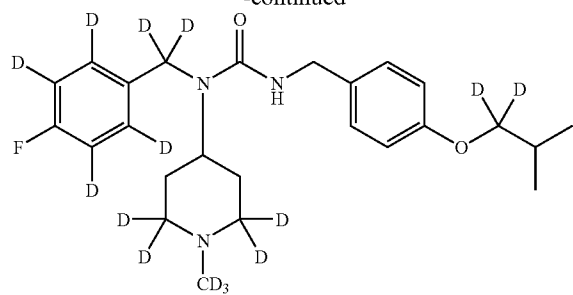
-continued



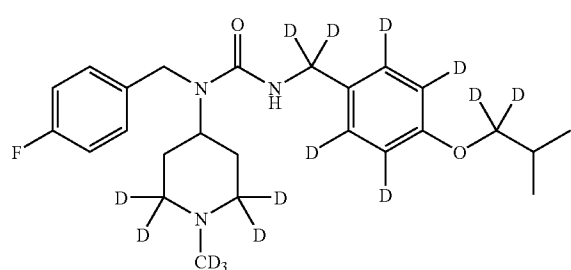
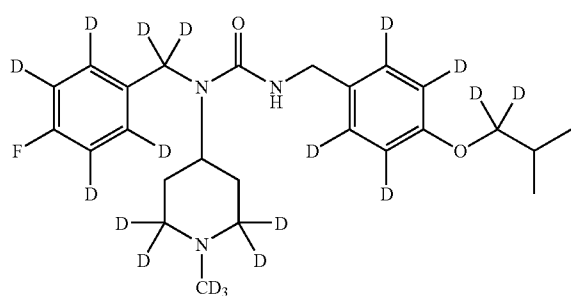
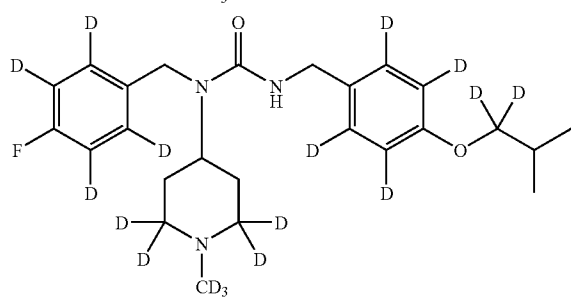
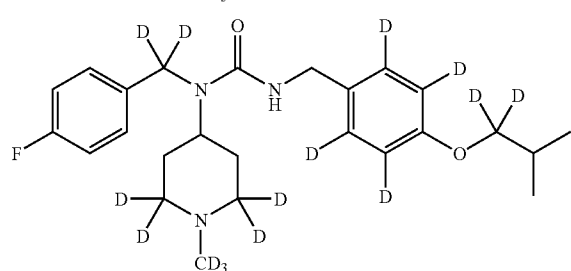
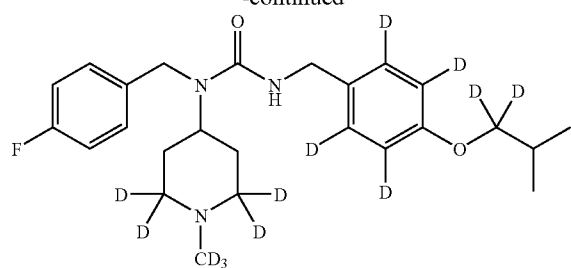
-continued

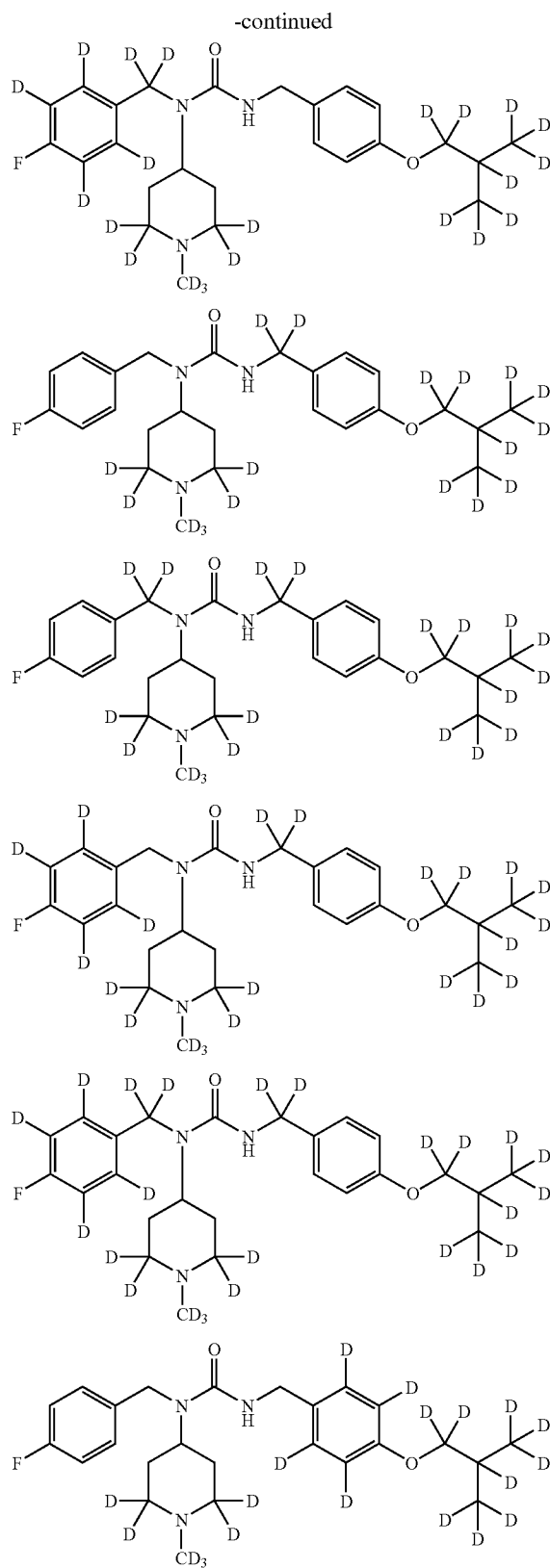
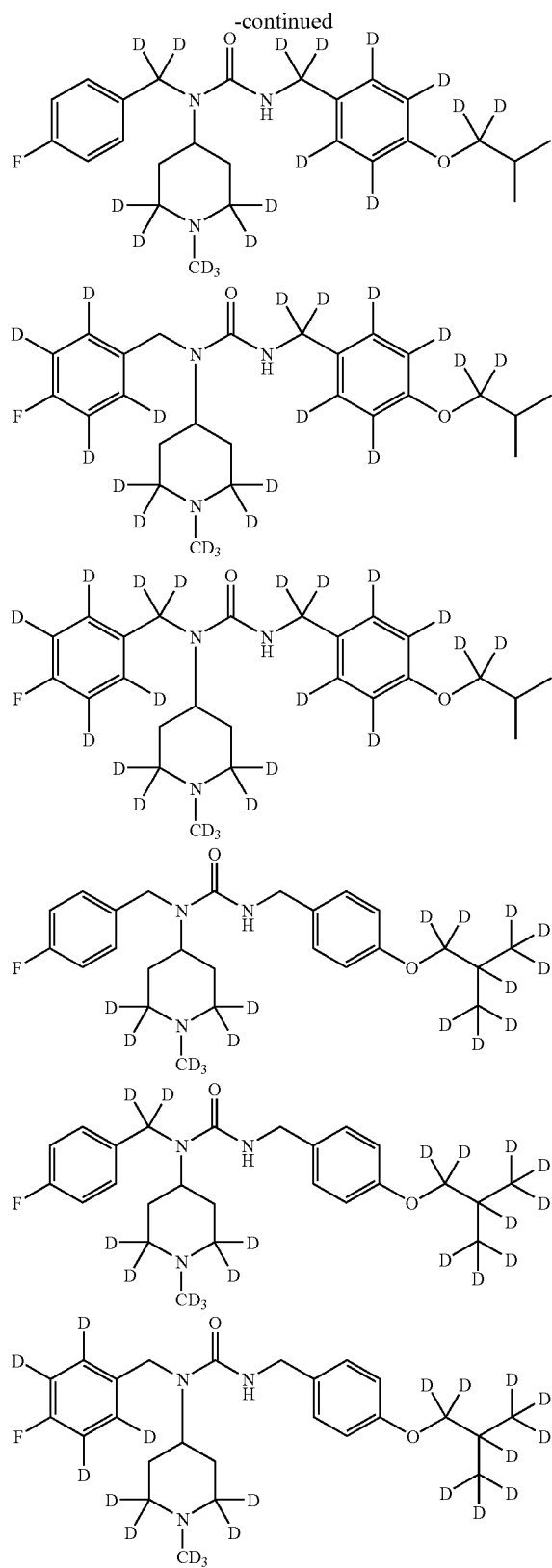


-continued

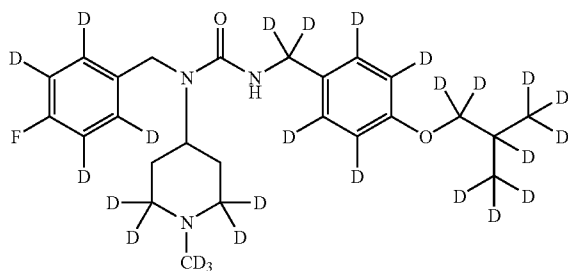
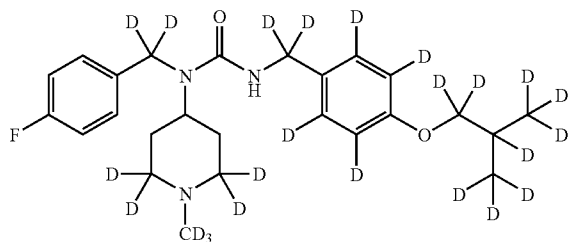
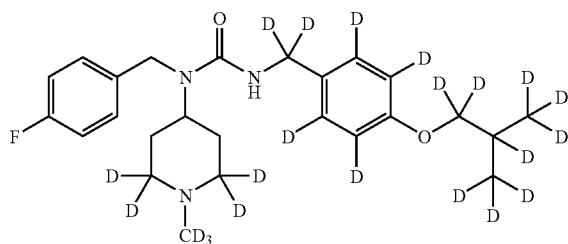
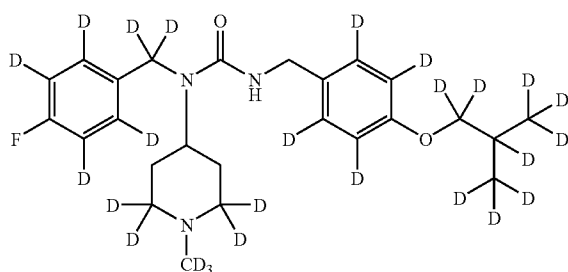
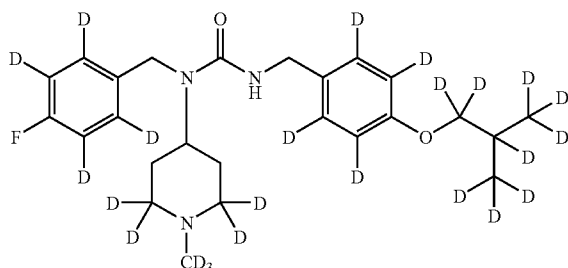
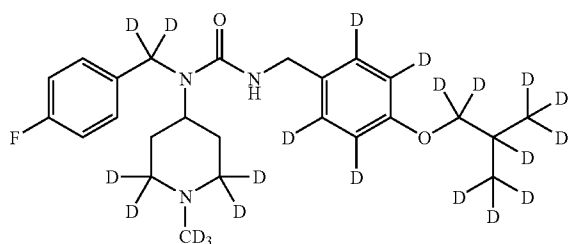


-continued

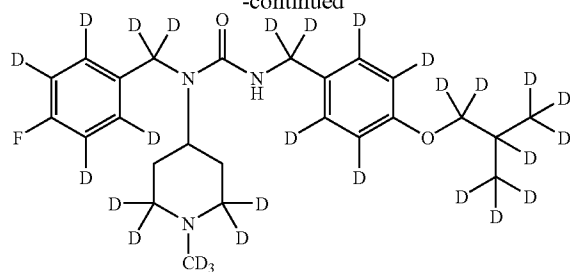




-continued

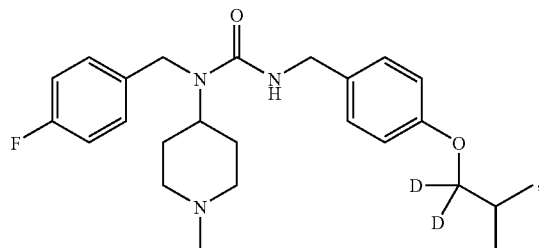
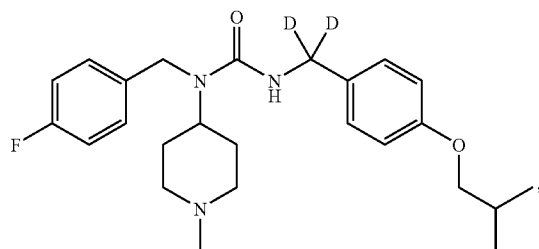
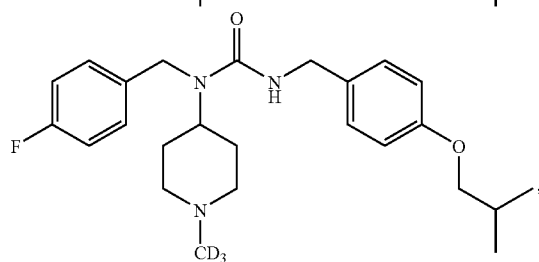
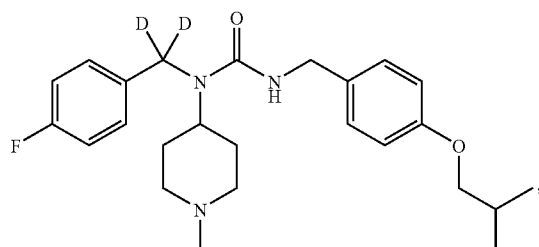


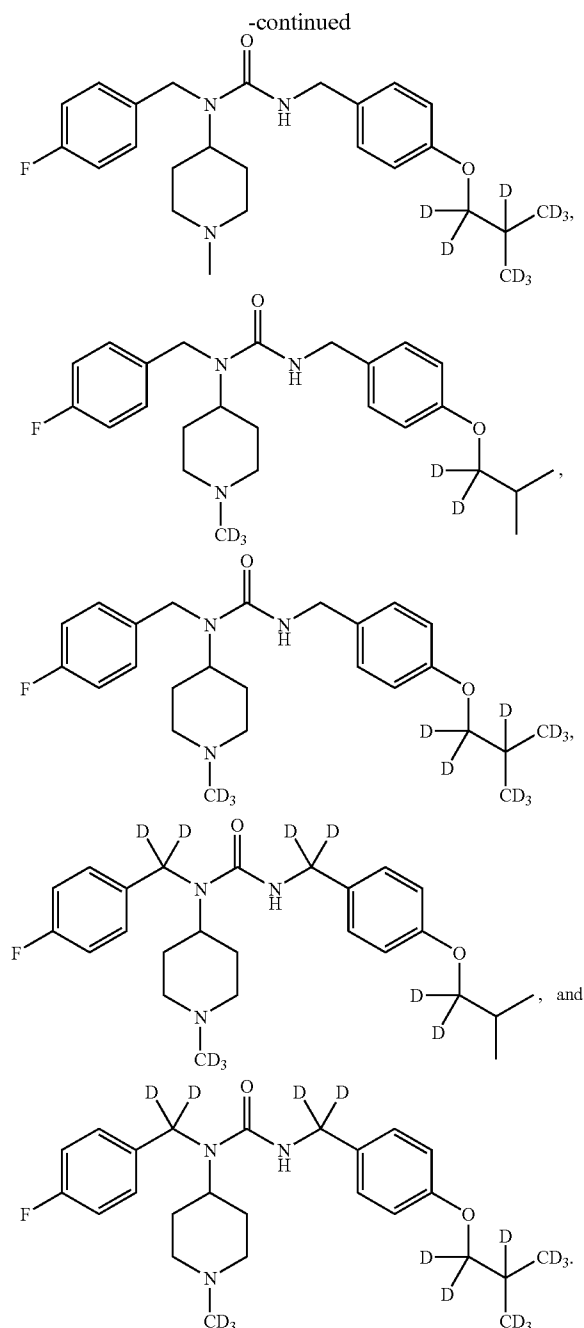
-continued



or a pharmaceutically acceptable salt, solvate, or prodrug thereof.

9. The compound as recited in claim 1, wherein the compound is selected from the group consisting of:





or a pharmaceutically acceptable salt, solvate, or prodrug thereof.

10. The compound as recited in claim 9, wherein said compound is substantially a single enantiomer, a mixture of about 90% or more by weight of the (–)-enantiomer and about 10% or less by weight of the (+)-enantiomer, a mixture of about 90% or more by weight of the (+)-enantiomer and about 10% or less by weight of the (–)-enantiomer, substantially an individual diastereomer, or a mixture of about 90% or more by weight of an individual diastereomer and about 10% or less by weight of any other diastereomer.

11. The compound as recited in claim 9, wherein each of said positions represented as D have deuterium enrichment of at least 98%.

12. The compound as recited in claim 9, wherein each of said positions represented as D have deuterium enrichment of at least 90%.

13. The compound as recited in claim 9, wherein each of said positions represented as D have deuterium enrichment of at least 50%.

14. The compound as recited in claim 9, wherein each of said positions represented as D have deuterium enrichment of at least 10%.

15. The compound as recited in claim 9, wherein each of said positions represented as D have deuterium enrichment of at least 1%.

16. A pharmaceutical composition comprising the compound as recited in claim 1 and one or more pharmaceutically acceptable carriers.

17. The pharmaceutical composition as recited in claim 16, further comprising another therapeutic agent.

18. The pharmaceutical composition as recited in claim 16, wherein the therapeutic agent is selected from the group consisting of antipsychotic medications, NMDA-receptor modulator, 5-HT receptor modulators, endothelin converting enzyme (ECE) inhibitors, thromboxane enzyme antagonists, potassium channel openers, thrombin inhibitors, growth factor inhibitors, platelet activating factor (PAF) antagonists, anti-platelet agents, Factor VIIa Inhibitors, Factor Xa Inhibitors, renin inhibitors, neutral endopeptidase (NEP) inhibitors, vasopepsidase inhibitors, HMG CoA reductase inhibitors, squalene synthetase inhibitors, fibrates, bile acid sequestrants, anti-atherosclerotic agents, MTP Inhibitors, calcium channel blockers, potassium channel activators, alpha-PDE5 agents, beta-PDE5 agents, antiarrhythmic agents, diuretics, anti-diabetic agents, PPAR-gamma agonists, mineralocorticoid enzyme antagonists, α_2 inhibitors, protein tyrosine kinase inhibitors, antiinflammatories, antiproliferatives, chemotherapeutic agents, immunosuppressants, anticancer agents, cytotoxic agents, antimetabolites, farnesyl-protein transferase inhibitors, hormonal agents, microtubule-disruptor agents, microtubule-stabilizing agents, topoisomerase inhibitors, prenyl-protein transferase inhibitors, cyclosporins, TNF-alpha inhibitors, cyclooxygenase-2 (COX-2) inhibitors, gold compounds, and platinum coordination complexes.

19. The pharmaceutical composition as recited in claim 18, wherein the therapeutic agent is an antipsychotic medication.

20. The pharmaceutical composition as recited in claim 19, wherein the antipsychotic medication is selected from the group consisting of chlorpromazine, fluphenazine, perphenazine, prochlorperazine, thioridazine, trifluoperazine, haloperidol, haloperidol decanoate, droperidol, pimozide, amisulpride, aripiprazole, bifeprunox, clozapine, melperone, norclozapine, olanzapine, risperidone, paliperidone, quetiapine, symbyax, tetrabenazine, and ziprazidone.

21. The pharmaceutical composition as recited in claim 18, wherein the therapeutic agent is a NMDA-receptor modulator.

22. The pharmaceutical composition as recited in claim 21, wherein the NMDA-receptor modulator is selected from the group consisting of ketamine, phencyclidine, amantadine, ibogaine, memantine, nitrous oxide, and dextromethorphan.

23. The pharmaceutical composition as recited in claim 18, wherein the therapeutic agent is a 5-HT receptor modulator.

24. The pharmaceutical composition as recited in claim 23, wherein the 5-HT receptor modulator is selected from the group consisting of agomelatine, alpha-methyl-5-HT, DOI, cyproheptadine, ketanserin, lysergic acid diethylamide, mesulergine, mirtazapine, nefazodone, pizotifen, and trazodone.

25. A method for the treatment, prevention, or amelioration of one or more symptoms of a 5-HT receptor mediated disorder, comprising administering a therapeutically effective amount of a compound as recited in claim 1.

26. The method as recited in claim 25, wherein the 5-HT receptor mediated disorder is selected from the group consisting of psychosis, schizophrenia, schizoaffective disorders, psychotic depression, affective disorders, dementia, anxiety, sleep disorders, appetite disorders, bipolar disorders, restless leg syndrome, social anxiety disorders, dysthymia, psychosis secondary to hypertension, migraine, vasospasm, ischemia, motor tics, tremor, psychomotor slowing, bradykinesia, neuropathic pain, Parkinson's disease, Huntington's disease, Alzheimer's disease, spinocerebellar atrophy, Tourette's Syndrome, Friedrich's Ataxia, Machado-Joseph's disease, Lewy Body dementia, dystonia, progressive supranuclear palsy, frontotemporal dementia, dyskinesia, dystonia, myoclonus, tremor associated with dopamine modulation therapy, thrombotic conditions associated with myocardial infarction, thrombotic or ischemic stroke, idiopathic and thrombotic thrombocytopenic purpura, peripheral vascular disease, and Raynaud's disease.

27. The method as recited in claim 25, wherein said compound has at least one of the following properties:

- a) decreased inter-individual variation in plasma levels of said compound or a metabolite thereof as compared to the non-isotopically enriched compound;
- b) increased average plasma levels of said compound per dosage unit thereof as compared to the non-isotopically enriched compound;
- c) decreased average plasma levels of at least one metabolite of said compound per dosage unit thereof as compared to the non-isotopically enriched compound;
- d) increased average plasma levels of at least one metabolite of said compound per dosage unit thereof as compared to the non-isotopically enriched compound; and
- e) an improved clinical effect during the treatment in said subject per dosage unit thereof as compared to the non-isotopically enriched compound.

28. The method as recited in claim 25, wherein said compound has at least two of the following properties:

- a) decreased inter-individual variation in plasma levels of said compound or a metabolite thereof as compared to the non-isotopically enriched compound;
- b) increased average plasma levels of said compound per dosage unit thereof as compared to the non-isotopically enriched compound;

c) decreased average plasma levels of at least one metabolite of said compound per dosage unit thereof as compared to the non-isotopically enriched compound;

d) increased average plasma levels of at least one metabolite of said compound per dosage unit thereof as compared to the non-isotopically enriched compound; and

e) an improved clinical effect during the treatment in said subject per dosage unit thereof as compared to the non-isotopically enriched compound.

29. The method as recited in claim 25, wherein the method affects a decreased metabolism of the compound per dosage unit thereof by at least one polymorphically-expressed cytochrome P450 isoform in the subject, as compared to the corresponding non-isotopically enriched compound.

30. The method as recited in claim 29, wherein the cytochrome P₄₅₀ isoform is selected from the group consisting of CYP2C8, CYP2C9, CYP2C19, and CYP2D6.

31. The method as recited in claim 25, wherein said compound is characterized by decreased inhibition of at least one cytochrome P₄₅₀ or monoamine oxidase isoform in said subject per dosage unit thereof as compared to the non-isotopically enriched compound.

32. The method as recited in claim 31, wherein said cytochrome P₄₅₀ or monoamine oxidase isoform is selected from the group consisting of CYP1A1, CYP1A2, CYP2B1, CYP2A6, CYP2A13, CYP2B6, CYP2C8, CYP2C9, CYP2C18, CYP2C19, CYP2D6, CYP2E1, CYP2G1, CYP2J2, CYP2R1, CYP2S1, CYP3A4, CYP3A5, CYP3A5P1, CYP3A5P2, CYP3A7, CYP4A11, CYP4B1, CYP4F2, CYP4F3, CYP4F8, CYP4F11, CYP4F12, CYP4X1, CYP4Z1, CYP5A1, CYP7A1, CYP7B1, CYP8A1, CYP8B1, CYP11A1, CYP11B1, CYP11B2, CYP17, CYP19, CYP21, CYP24, CYP26A1, CYP26B1, CYP27A1, CYP27B1, CYP39, CYP46, CYP51, MAO_A, and MAO_B.

33. The method as recited in claim 25, wherein the method affects the treatment of the disease while reducing or eliminating a deleterious change in a diagnostic hepatobiliary function endpoint, as compared to the corresponding non-isotopically enriched compound.

34. The method as recited in claim 33, wherein the diagnostic hepatobiliary function endpoint is selected from the group consisting of alanine aminotransferase ("ALT"), serum glutamic-pyruvic transaminase ("SGPT"), aspartate aminotransferase ("AST," "SGOT"), ALT/AST ratios, serum aldolase, alkaline phosphatase ("ALP"), ammonia levels, bilirubin, gamma-glutamyl transpeptidase ("GGTP," "γ-GTP," "GGT"), leucine aminopeptidase ("LAP"), liver biopsy, liver ultrasonography, liver nuclear scan, 5'-nucleotidase, and blood protein.

* * * * *