US006421669B1

(12) **United States Patent**
Gilmour et al.

(10) **Patent No.: US 6,421,669 B1**
(45) **Date of Patent: *Jul. 16, 2002**

(54) **METHOD AND APPARATUS FOR CONSTRUCTING AND MAINTAINING A USER KNOWLEDGE PROFILE**

(75) Inventors: **David L. Gilmour**, Los Altos Hills; **Eric Wang**, Milpitas, both of CA (US)

(73) Assignee: **Tacit Knowledge Systems, Inc.**, Palo Alto, CA (US)

(*) Notice: Subject to any disclaimer, the term of this patent is extended or adjusted under 35 U.S.C. 154(b) by 0 days.

This patent is subject to a terminal disclaimer.

(21) Appl. No.: **09/614,943**

(22) Filed: **Jul. 12, 2000**

Related U.S. Application Data

(63) Continuation-in-part of application No. 09/157,092, filed on Sep. 18, 1998, now Pat. No. 6,115,709.

(51) **Int. Cl.**[7] **G06F 17/30**

(52) **U.S. Cl.** **707/9**; 707/5; 705/7; 705/37

(58) **Field of Search** 705/7–10, 35–38, 705/14, 26; 707/1–6, 9, 10; 709/217–219; 713/200–202

(56) **References Cited**

U.S. PATENT DOCUMENTS

4,914,586	A	4/1990	Swinwhart et al.	364/200
4,970,681	A	11/1990	Bennett	364/900
5,051,891	A	9/1991	MacPhail	364/200
5,247,575	A	9/1993	Sprague et al.	380/9
5,247,661	A	9/1993	Haber et al.	395/600

(List continued on next page.)

FOREIGN PATENT DOCUMENTS

WO WO 97/02537 1/1997

OTHER PUBLICATIONS

"Applying Evolutionary Algorithms to the Problem of Information Filtering", Tjoa et al., Proceedings of the 8th International Workshop on Database and Expert System, Sep. 1–2, 1997, pp. 450–458.

Ogata, H. et al., "Distributed PeCo–Mediator: Finding Partners via Personal Connections", Systems, Man and Cybernetics, 1996., IEEE International Conference, Oct. 14–17, 1996, pp. 802–807, vol. 1, Faculty of Engieering, Tokushima University, Japan.

Welcome to enonymous.com, Web page, "Be Privacy Aware . . . Be enonymous", http://www.enonymous.com/default.asp.

Enonymous Web Page, "Why be enonymous?", http://www.enonymous.com/whybeenon.asp.

(List continued on next page.)

Primary Examiner—Hosain T. Alam
(74) *Attorney, Agent, or Firm*—Blakely, Sokoloff, Taylor & Zafman LLP

(57) **ABSTRACT**

A method of constructing an entity profile, having private and public portions with different access restrictions, commences with the assignment of a confidence level to content within an electronic document. The electronic document may be associated with the first entity (e.g., may have been authored by or addressed to the first entity). The content may furthermore potentially be descriptive of the first entity. If the confidence level assigned to the content is less than a predetermined threshold, the content is automatically rejected for inclusion within the entity profile. On the other hand, if the confidence level assigned to the content exceeds the predetermined threshold, the content is included within the private portion of the entity profile. Thereafter, the content is automatically presented to the first entity for authorization, by the first entity, for inclusion of the content within the public portion of the profile. The public portion of the entity profile may be freely accessible by other entities, whereas the private portion may have access restrictions.

62 Claims, 32 Drawing Sheets

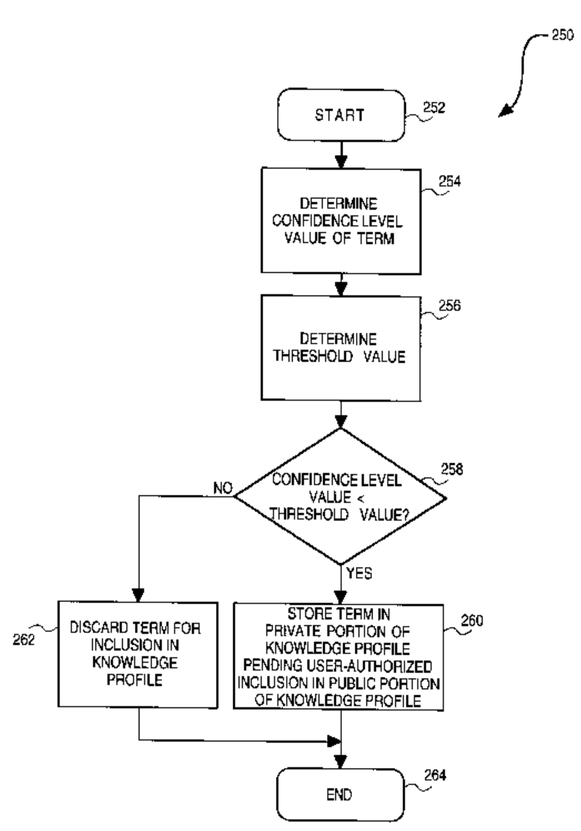

U.S. PATENT DOCUMENTS

5,251,131	A	10/1993	Masand et al.	364/419.08
5,251,159	A	10/1993	Rowson	364/578
5,276,869	A	1/1994	Forrest et al.	395/600
5,297,057	A	3/1994	Kramer et al.	364/512
5,331,579	A	7/1994	Maguire, Jr. et al.	364/578
5,333,237	A	7/1994	Stefanopoulos et al.	395/12
5,428,740	A	6/1995	Wood et al.	395/161
5,438,526	A	8/1995	Itoh et al.	364/578
5,473,732	A	12/1995	Chang	395/77
5,481,741	A	1/1996	McKaskle et al.	395/800
5,488,725	A	1/1996	Turtle et al.	395/600
5,493,729	A	2/1996	Nigawara et al.	395/61
5,513,126	A	4/1996	Harkins et al.	364/514 A
5,530,852	A	6/1996	Meske, Jr. et al.	395/600
5,541,836	A	7/1996	Church et al.	364/419.07
5,544,067	A	8/1996	Rostoket et al.	364/489
5,555,426	A	9/1996	Johnson et al.	395/200.15
5,586,218	A	12/1996	Allen	395/10
5,608,900	A	3/1997	Dockter et al.	395/613
5,628,011	A	5/1997	Ahamed et al.	395/610
5,659,731	A	8/1997	Gustafson	395/604
5,659,732	A	8/1997	Kirsch	395/605
5,692,107	A	11/1997	Simoudis et al.	395/50
5,696,965	A	12/1997	Dedrick	
5,704,017	A	12/1997	Heckerman et al.	395/61
5,717,914	A	2/1998	Husick et al.	395/605
5,717,923	A	2/1998	Dedrick	395/613
5,720,001	A	2/1998	Nguyen	395/10
5,724,567	A	3/1998	Rose et al.	395/602
5,727,129	A	3/1998	Barrett et al.	395/12
5,754,938	A	5/1998	Herz et al.	455/4.2
5,778,364	A	7/1998	Nelson	707/6
5,794,210	A	8/1998	Goldhaber et al.	705/14
5,802,518	A	9/1998	Karaev et al.	707/9
5,812,434	A	9/1998	Nagase et al.	364/578
5,835,087	A	11/1998	Herz et al.	345/327
5,855,008	A	12/1998	Goldhaber et al.	705/14
5,867,799	A	2/1999	Lang et al.	707/1
5,892,909	A	4/1999	Grasso et al.	395/200.31
5,907,677	A	5/1999	Glenn et al.	
5,913,212	A	6/1999	Sutcliffe et al.	707/6
5,931,907	A	8/1999	Davies et al.	709/218
5,950,200	A	9/1999	Sudai et al.	707/9
5,974,412	A	10/1999	Hazlehurst et al.	707/3
5,995,597	A	11/1999	Woltz et al.	379/93.24
5,999,932	A	12/1999	Paul	707/10
5,999,975	A	12/1999	Kittaka et al.	709/224
6,006,200	A	12/1999	Boies et al.	705/26
6,006,221	A	12/1999	Liddy et al.	707/5
6,014,644	A	1/2000	Erickson	705/37
6,021,439	A	2/2000	Turek et al.	709/224
6,026,374	A	2/2000	Chess	705/26
6,038,560	A	3/2000	Wical	707/5
6,044,376	A	3/2000	Kutzman, II	
6,052,122	A	4/2000	Sutcliffe et al.	345/331
6,052,709	A	4/2000	Paul	709/202
6,052,714	A	4/2000	Miike et al.	709/217
6,064,980	A	5/2000	Jacobi et al.	
6,112,186	A *	8/2000	Bergh et al.	705/10
6,115,709	A	9/2000	Gilmour et al.	
6,151,600	A	11/2000	Dedrick	
6,175,831	B1	1/2001	Weinreich et al.	
6,298,348	B1	10/2001	Eldering	

OTHER PUBLICATIONS

Enonymous Web Page, What is enonymous advisor?, http://www.enonymous.com/whatisit.asp.

Enonymous Web Page, "How enonymous advisor beta works . . . ", http://www.enonymous.com/howitworks.asp.

Enonymous Web Page, "The enonymous zone . . . ", http://www.enonymous.com/zone.asp.

Enonymous Web Page, "the enonymous profile . . . ", http//www.enonymous.com/profile.asp.

Enonymous Web Page, "Frequently Asked Questions", http://www.enonymous.com/faq.asp.

"Yenta: A Multi–Agent, Referral–Based Matchmaking System", Leonard N. Foner, *The First International Conference on Autonomous Agents* (*Agents '97*), Marina del Rey, CA, 1997.

"A Multi–Agent Referral System for Matchmaking", Leonard N. Foner, *The First International Conference on the Practical Applications of Intelligent Agents and Multi–Agent Technology,* London UK, Apr. 1006.

"Clustering and Information Sharing in an Ecology of Cooperating Agents", Leonard N. Foner, *AAAI Workshop on Information Gathering in Distributed, Heterogenous Environments '95,* Palo Alto, CA 1995.

"Somewhat–by–topic linearization of Yenta", Leonard Foner, last modified Feb. 11, 1997, http://www.media.mit-.edu/people/foner/Yenta/linearization–by–topic.html.

"Political Artifacts and Personal Privacy: The Yenta Multi–Agent Distributed Matchmaking System", Leonard Newton Foner, Apr. 30, 1999, © Massachusetts Institute of Technology, 1999.

"Taking the byte out of cookies: privacy, consent, and the Web" Daniel Lin, and Michael C. Loui pp. . 39–51 –Proceeding of the ethics and social impact component on Shaping policy on the information age May 10–12, 1998.

"A Security Policy Model for Clinical Information Systems"—Anderson, R. J– Security and Privacy, 1996, Proceeding IEEE Symposium, May 6–8, 1996 pp. 30–43.

"Verity introduces new Profiler Kit and enhanced developer's Kit" IAC Newsletter Collection—M2 Presswire—8/98.

Integrators' choice awards; Brambert, Dave; Biangi, Susan—Network VAR V5.n10 p. 28 Oct. 1997.

"IS Puts Notes to the Test", *Datamation,* Mark Schlack vol. 37, No. 15, pp. 24–26, Aug. 1, 1991.

"MAIL–MAN": A Knowledge–Based Mail Assistant for Managers, *Journal of Organizational Computing,* L.F. Motiwalla and J.F. Nunamaker, Jr., vol. 2, No. 2, pp. 131–154, 1992 (abstract only).

"Topic Real–Time", HP–UX Documentation Disc 50726–10186 (from Software Patent Institute Database of Software Technologies), Feb. 1, 1995.

"askSam for Windows Getting Started Guide", (from Software Patent Institute Database of Software Technologies), first section, May 30, 1995.

"EZ Reader: Embedded AI for Automatic Electronic Mail Interpretation and Routing", *Proceedings of the Thirteenth National Conference on Artificial Intelligence and the Eight Innovative Applications of Artificial Intelligence Conference,* A. Rice, J. Hsu, A. Angotti and R. Piccolo, vol. 2, pp. 1507–1517, Aug. 4–8, 1996 (INSPEC Abstract).

"Information Management for Knowledge Amplification in Virtual Enterprises", J. Numata et al., *IEMC Proceedings,* pp. 281–285, Aug. 18–20, 1996 (INSEC Abstract).

DATA SOURCES, pp. K–213, 214, 217, 224, 229 and 230, 1st Edition 1998.

http://www.email–software.com/pages 00108.htm, review of "Emailrobot for Exchange/SMTP".

http://www.email–software.com/pages 00033.htm, review of "Signup V2.0".

"Knowledge Management: Fuel for Innovation", Bob Evans, CPM net Information Week On Line, Oct. 20, 1997.
"Knowing What We Know", Justin Hibbard, CPM net Information Week On Line, Oct. 20, 1997.
"Knowledge Management Evaluation Scenario", Jeff Angus with Jeetu Patel and Joe Fenner, CPM net Information Week On Line, Mar. 16, 1998.
"Knowledge Management Takes Industry's Center Stage", Elliot Maise, CMP net Computer Reseller News, Feb. 2, 1998, Issue 774.
"Knowledge Management: Great Concept . . . But What Is It?", Jeff Angus, Jeetu Patel and Jennifer Harty, CMP net, Information Week On Line, Mar. 16, 1998.
"Knowledge Management's Net Gain", Kevin Jones, ZD net, Inter@active Week, Feb. 24, 1998.
"Open Sesame Site Just Works", Bill Burke, Business Today.com, http://www.opensesame.com, Today's Column, Jan. 22, 1998.
"New eCommerce and Entertainment Web Site Demonstrates Leading Edge Personalization and Privacy Features" (press release), http://www.opensesame.com, Jan. 20, 1998.
"Neutral Agent Enables Personalized Surfing", R. Colin Johnson, CMP net TechWeb, http://www.techweb.com, Feb. 4, 1998.
"Open Sesame and Verity Open Doors to Personalized Software", KMWorld.com, http://www.kmworld.com, Feb. 6, 1998.
"Life Span vs Life Spam", George Gilder, Forbes ASAP, http://www.forbes.com/asap, Apr. 6, 1998.
"Learn Sesame gets more personal", Jim Rapoza, PC Week Online, http://www.zdnet.com/pcweek/reviews, Mar. 18, 1998.
Natrificial Software Technologies Unveils Internet Brain Publishing: (press release), Natrifical Software Technologies, http://www.natrificial.com, Jun. 9, 1998.
"Natrifical Software Technologies Introduces The Brain", (press release), Natrifical Software Technologies, http://www.natrifical.com, Jan. 26, 1998.
"The Brain: Much More The Way You Think", Scot Finnie, CMP Net Windows Magazine, http://windowsmagazine.com, May 1, 1998.
"Your Brain on Windows", Leslie Ayers, ZD Net Products, http://www.zdnet.com/products, Apr. 1998.
"What's New", Natrifical Software Technololgies, http://www.natrifical.com, 1998.
"Natrifical Software Technologies", Natrifical Software Technologies, http://www.natrifical.com.
"Always Thinking Ahead", Natrifical Software Technologies, http://www.natrifical.com.
"Digitize Your Mind", Natrifical Software Technologies, http://www.natrifical.com.
"It's Your Thought That Counts", Natrifical Software Technologies, http://www.natrifical.com.
"Knowledge is Power", Natrifical Software Technologies, http://www.natrifical.com.
"The Web at the Speed of Thought", Natrifical Software Technologies, http://www.natrifical.com.
"Free Your Mind", Natrifical Software Technologies, http://www.natrifical.com.
"The Brain Press Reviews", Natrifical Software Technologies, http://www.natrifical.com.
"Abuzz's Mission", Abuzz, http:/www.abuzz.com.
"Beehive", Abuzz, http://www.abuzz.com.
"Beehive", Abuzz, http://www.abuzz.com/home/benefits.htm.
"Beehive: Beta Program", Abuzz, http://www.abuzz.com/home/demos.htm.
"Beehive: White Papers", Abuzz, http://www.abuzz.com/home/white_papers.htm.
Open Sesame, http://www.opensesame.com.
Open Sesame: The Company, http://www.opensesame.com/company.html.
Open Sesame, Published Papers, http://www.opensesame.com/co_02.html.
Open Sesame: Agent Sourcebook, http://www.opensesame.com/co_03.html.
Open Sesame: Products; Learn Sesame, http://www.opensesame.com/products.html.
Open Sesame: Products; Why Personalize?, http://www.opensesame.com/prod_01.html.
Open Sesame: Products; Benefits, http://www.opensesame.com/prod_02.html.
Open Sesame: Products; Competitive Summary, http://www.opensesame.com/prod_03.html.
Open Sesame: Products; Product Datasheet, http://opensesame.com/prod_04.html.
Open Sesame: Products/Demos, http://www.opensesame.com/prod_05.html.
e–Genie by Open Sesame: Your Entertainment Genie!, http://egenie.opensesame.com/.
Open Sesame: Products; eGenie Live!, http://opensesame.com/prod_06.html.
Open Sesame: Commitment to Privacy, http://www.opensesame.com/privacy.html.
Open Sesame: Press, http://opensesame.com/press.cfm.
Open Sesame: Press; Reviews, http://opensesame.com/pr_02.html.
Autonomy Knowledge Management Products, http://www.agentware.com.
Autonomy Latest News, Autonomy Home Page, http://www.agentware.com.
Autonomy Knowledge Server Data Sheet, http://agentware/com.
Autonomy Knowledge Update Data Sheet, http://www.agentware.com.
The Technology Behind Autonomy Agentware, Autonomy Technology Page, http://www.agentware.com.
Autonomy Agentware Technology White Paper, http://www.agentware.com.
"Autonomy Launches New Knowledge Management Products to Help Companies Leverage Employee Expertise, Late–Breaking News and Existing Information Archives", Autonomy Press Release, Feb. 17, 1998, http://www.agentware.com.
"Autonomy Ships Agentware Products for Knowledge Management", Autonomy Press Release, Apr. 14, 1998, http://www.agentware.com.
"A Short Introduction to NPtool", Atro Voutilainen, A Short Introduction to Nptool, http://www.lingsoft.fi/doc/nptool.intro/.
Nptool Intro: Overview, http://www.lingsoft.fi/doc/nptool/intro/overview.html.
Nptool Intro: Use of a Noun Phrase Parser, http://www.lingoft.fi/doc/nptool/intro/uses.html.
Nptool Intro: Previous Work, http://lingsoft/fi/doc/nptool/intro/previous.html.

Nptool Intro: Nptool in Outline, http://www.lingsoft/fi/doc/nptool/intro/outline.html.
Nptool Intro: Syntactic Description, http://www.lingoft.fi/doc/nptool/intro/syntax.html.
Nptool Intro: Performance, http://lingsoft/fi/doc/nptool/intro/performance.html.
Nptool Intrto: Conclusion and Acknowledgements, http://www.lingsoft.fi/doc/nptool/intro/conclusion.html.
Orbital Technologies: Our Focus, http://www.orbital–tech.com/.
Orbital Technologies: Orbital Products, http://www.orbital–tech.com/products.html.
Orbital Technologies: Organik KnowledgeWare, http://www.orbital–tech.com/organikkw.html.
Orbital Technologies: About Orbital Technologies, http://www.orbital–tech.com/about.htm.
Orbital Technologies,: Organik Personal Server, http://www.oribtal–tech.com/organikps.html.
Orbital Technologies: Corporate Fact sheet, Jan. 1998, http://www.orbital–tech.com.
Orbital Technologies: Orbital Organik White Paper, Jul. 1997, http://www.orbital–tech.com/.

* cited by examiner

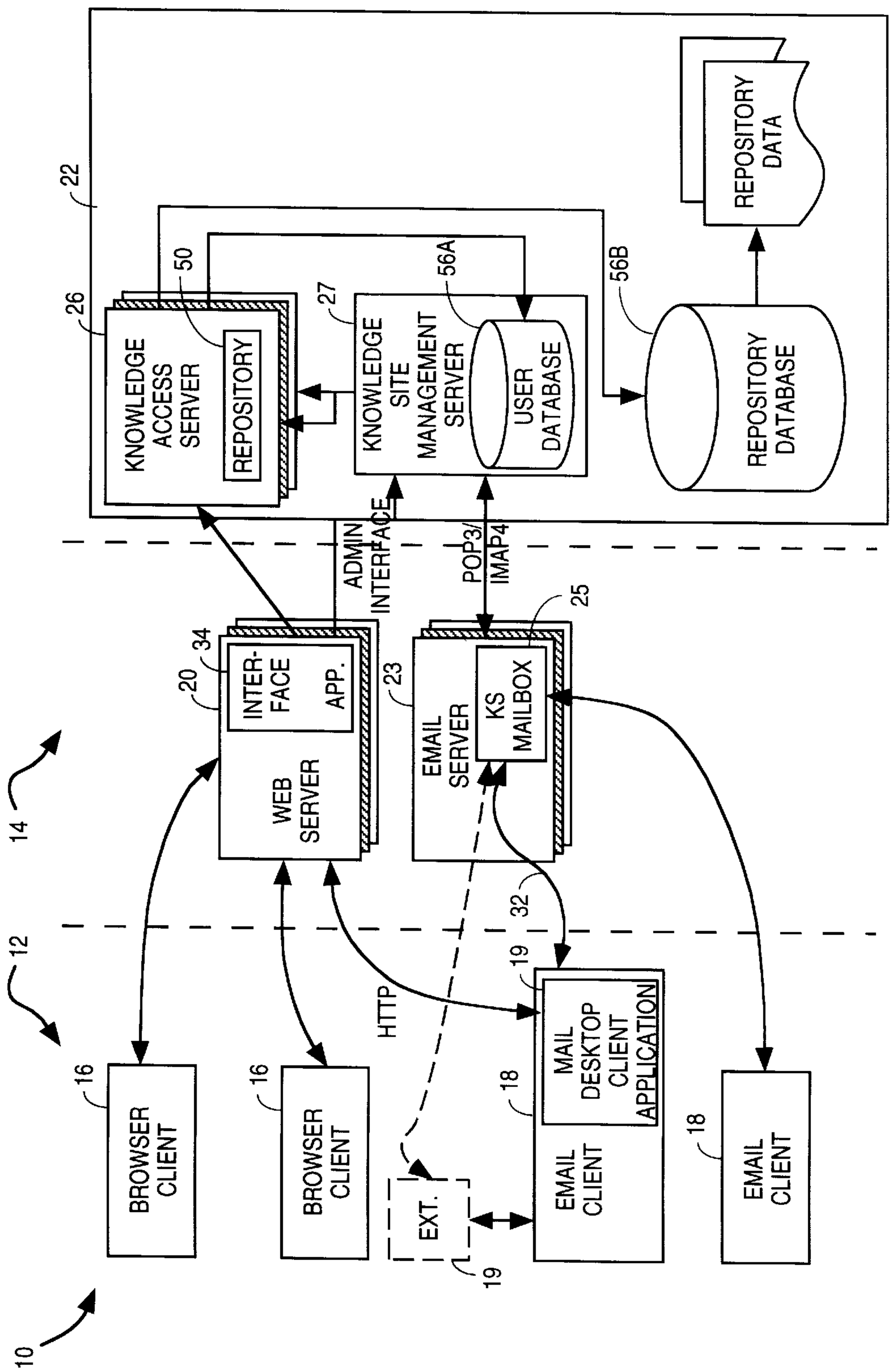
10
12
14
16
BROWSER CLIENT
16
BROWSER CLIENT
EXT.
19
18
EMAIL CLIENT
MAIL DESKTOP CLIENT APPLICATION
19
18
EMAIL CLIENT
HTTP
32
WEB SERVER
INTER-FACE APP.
34
20
EMAIL SERVER
KS MAILBOX
23
25
ADMIN INTERFACE
POP3/ IMAP4
KNOWLEDGE ACCESS SERVER
REPOSITORY
26
50
KNOWLEDGE SITE MANAGEMENT SERVER
USER DATABASE
27
56A
REPOSITORY DATABASE
56B
REPOSITORY DATA
22

FIG. 1

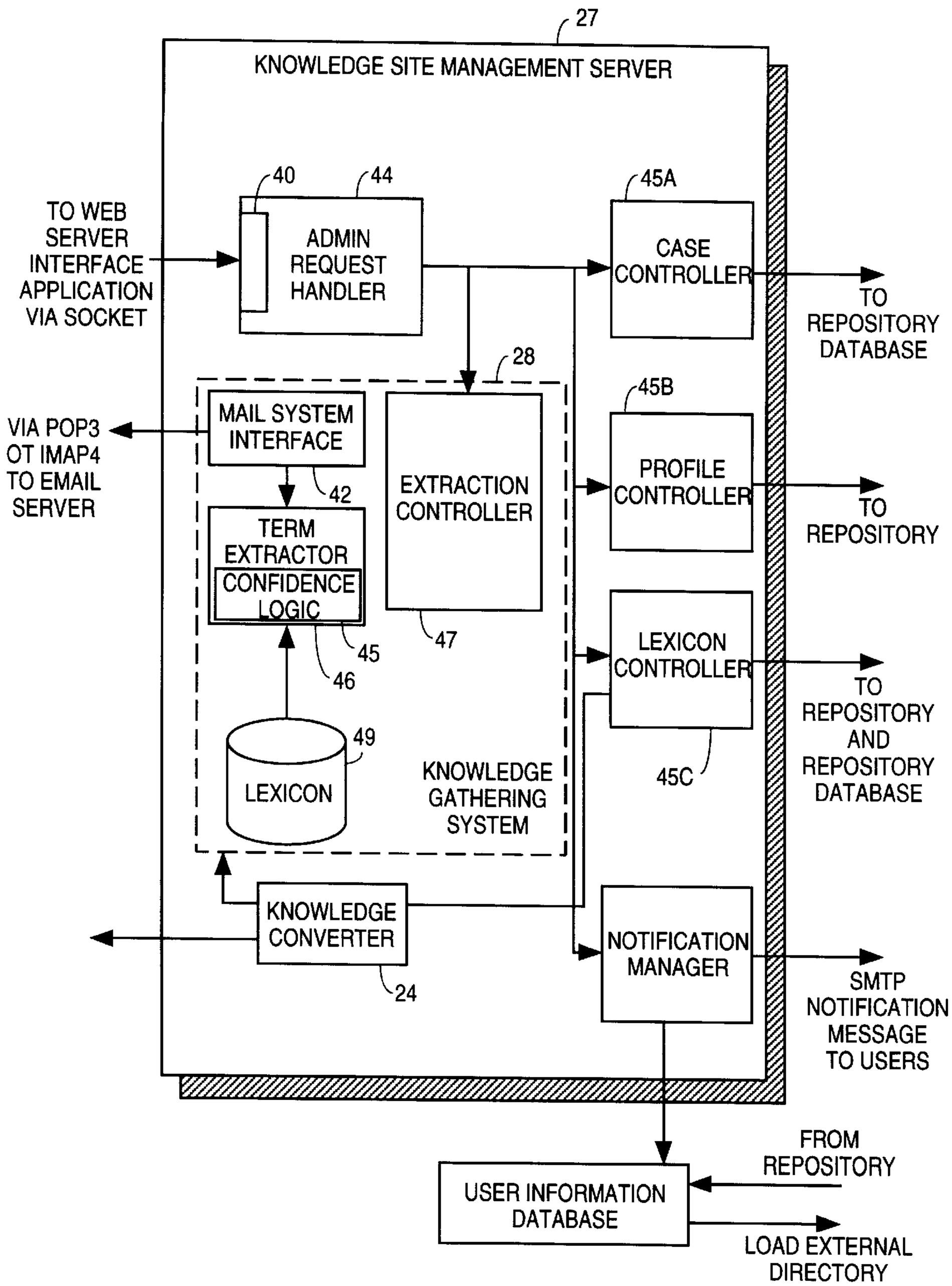
27
KNOWLEDGE SITE MANAGEMENT SERVER
40
44
TO WEB SERVER INTERFACE APPLICATION VIA SOCKET
ADMIN REQUEST HANDLER
45A
CASE CONTROLLER
TO REPOSITORY DATABASE
28
45B
VIA POP3 OT IMAP4 TO EMAIL SERVER
MAIL SYSTEM INTERFACE
42
EXTRACTION CONTROLLER
PROFILE CONTROLLER
TO REPOSITORY
TERM EXTRACTOR
CONFIDENCE LOGIC
45
46
47
LEXICON CONTROLLER
TO REPOSITORY AND REPOSITORY DATABASE
49
LEXICON
KNOWLEDGE GATHERING SYSTEM
45C
KNOWLEDGE CONVERTER
24
NOTIFICATION MANAGER
SMTP NOTIFICATION MESSAGE TO USERS
FROM REPOSITORY
USER INFORMATION DATABASE
LOAD EXTERNAL DIRECTORY

FIG. 2

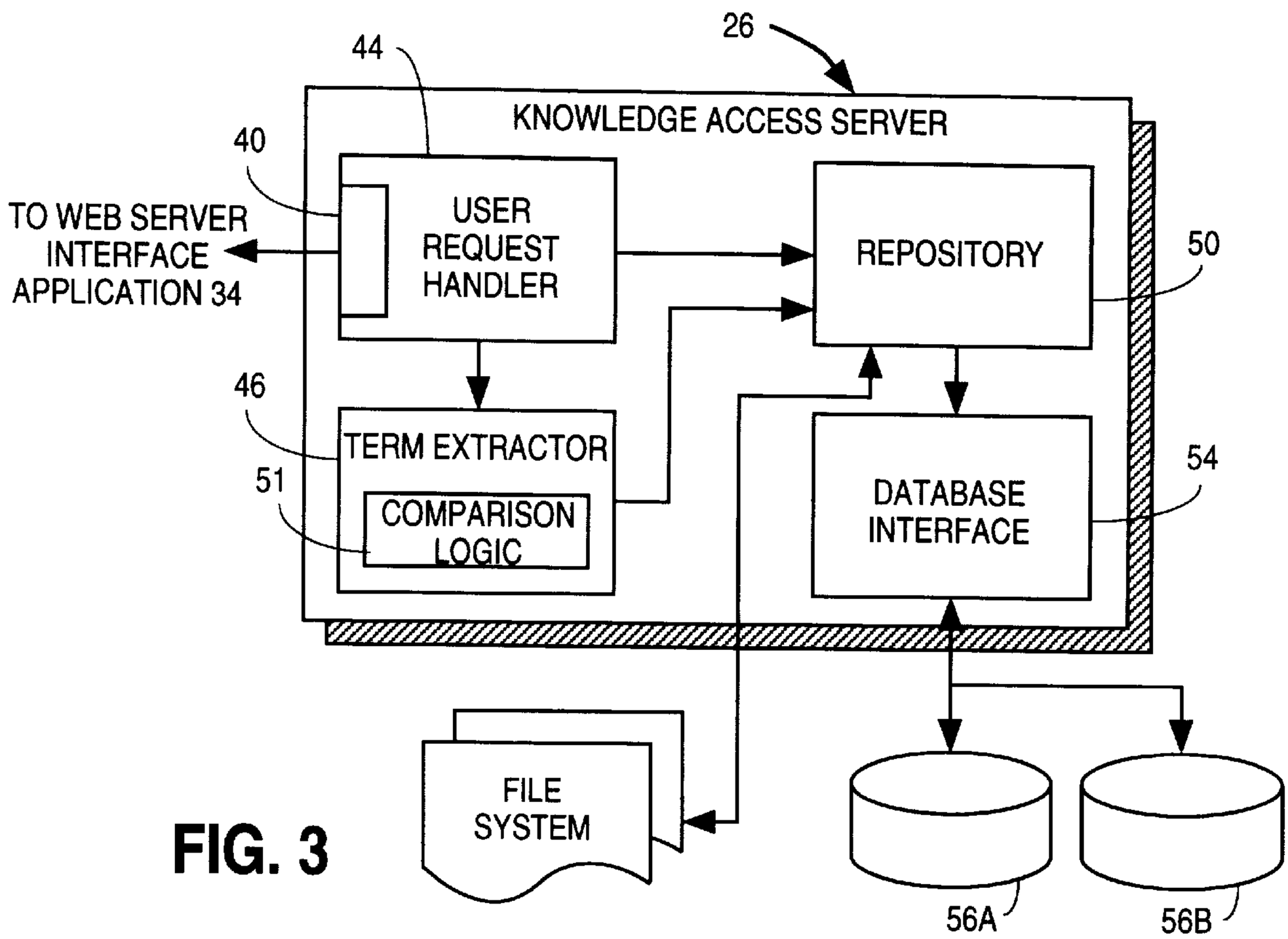
26
44
KNOWLEDGE ACCESS SERVER
40
TO WEB SERVER INTERFACE APPLICATION 34
USER REQUEST HANDLER
REPOSITORY
50
46
TERM EXTRACTOR
51
COMPARISON LOGIC
DATABASE INTERFACE
54
FILE SYSTEM
56A
56B

FIG. 3

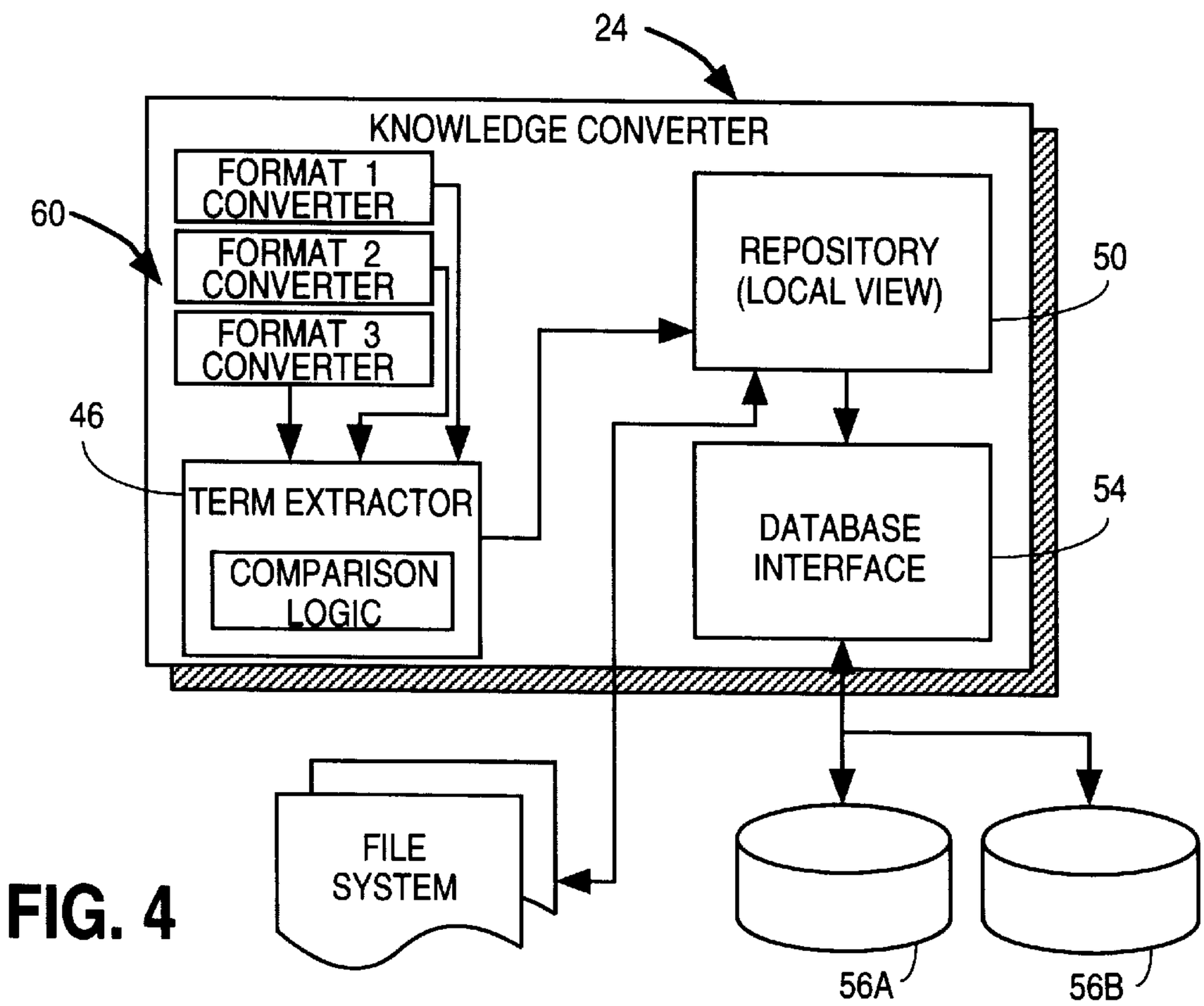
24
KNOWLEDGE CONVERTER
60
FORMAT 1 CONVERTER
FORMAT 2 CONVERTER
FORMAT 3 CONVERTER
REPOSITORY (LOCAL VIEW)
50
46
TERM EXTRACTOR
COMPARISON LOGIC
DATABASE INTERFACE
54
FILE SYSTEM
56A
56B

FIG. 4

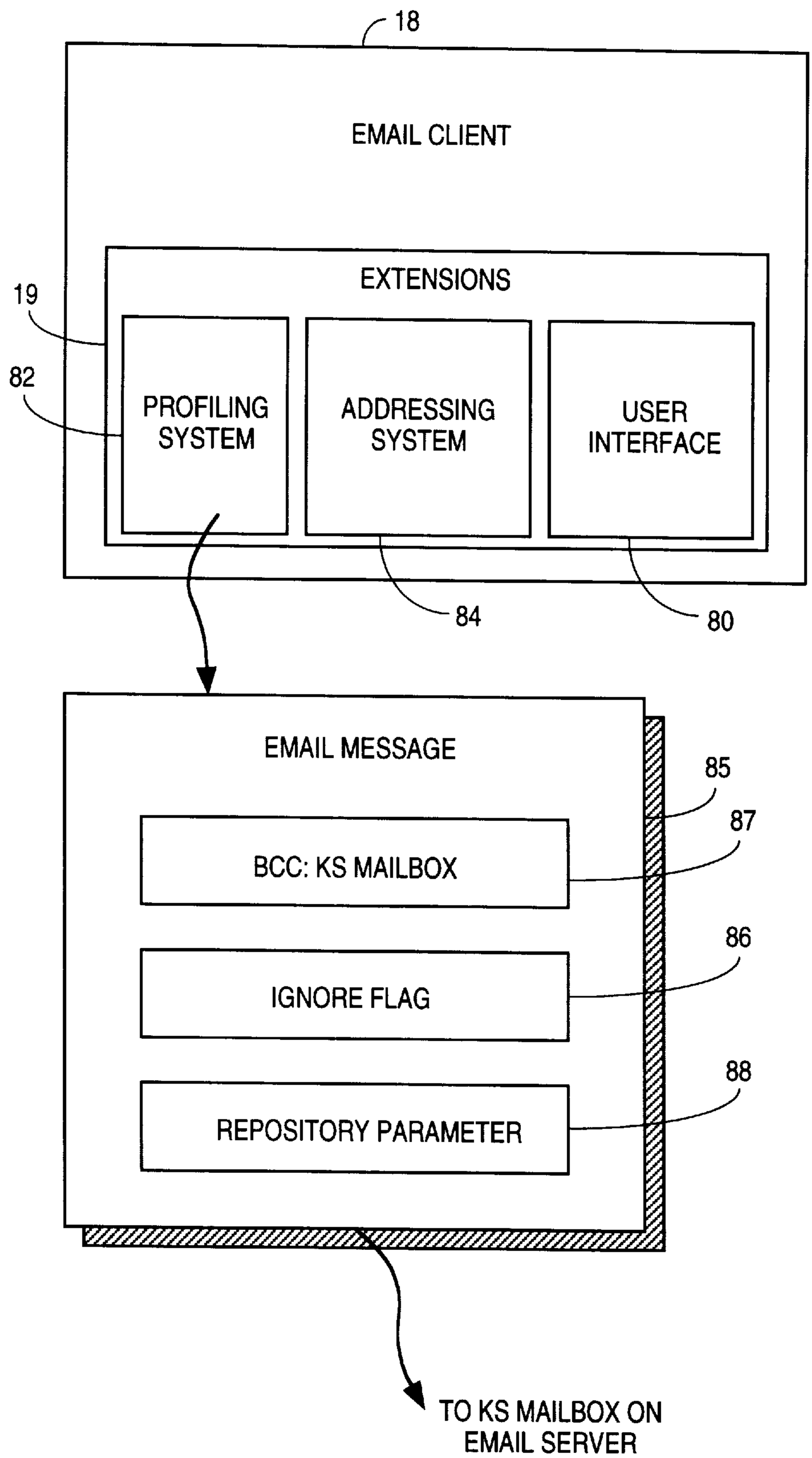
18
EMAIL CLIENT
EXTENSIONS
19
82
PROFILING SYSTEM
ADDRESSING SYSTEM
USER INTERFACE
84
80
EMAIL MESSAGE
85
87
BCC: KS MAILBOX
86
IGNORE FLAG
88
REPOSITORY PARAMETER
TO KS MAILBOX ON EMAIL SERVER

FIG. 5

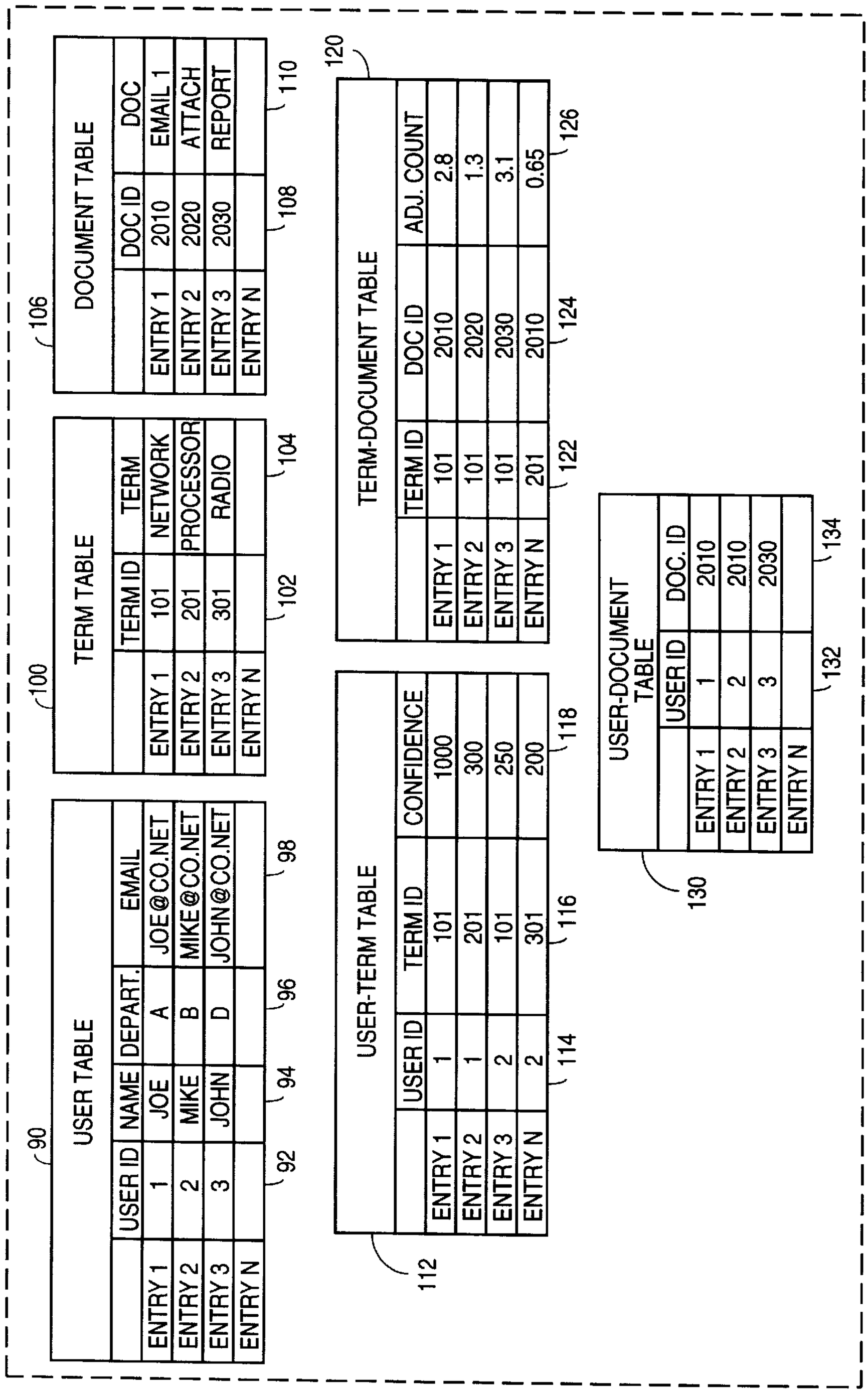
USER TABLE
90
USER ID
NAME
DEPART.
EMAIL
ENTRY 1
1
JOE
A
JOE@CO.NET
ENTRY 2
2
MIKE
B
MIKE@CO.NET
ENTRY 3
3
JOHN
D
JOHN@CO.NET
ENTRY N
92
94
96
98
TERM TABLE
100
TERM ID
TERM
ENTRY 1
101
NETWORK
ENTRY 2
201
PROCESSOR
ENTRY 3
301
RADIO
ENTRY N
102
104
DOCUMENT TABLE
106
DOC ID
DOC
ENTRY 1
2010
EMAIL 1
ENTRY 2
2020
ATTACH
ENTRY 3
2030
REPORT
ENTRY N
108
110
USER-TERM TABLE
112
USER ID
TERM ID
CONFIDENCE
ENTRY 1
1
101
1000
ENTRY 2
1
201
300
ENTRY 3
2
101
250
ENTRY N
2
301
200
114
116
118
TERM-DOCUMENT TABLE
120
TERM ID
DOC ID
ADJ. COUNT
ENTRY 1
101
2010
2.8
ENTRY 2
101
2020
1.3
ENTRY 3
101
2030
3.1
ENTRY N
201
2010
0.65
122
124
126
USER-DOCUMENT TABLE
130
USER ID
DOC. ID
ENTRY 1
1
2010
ENTRY 2
2
2010
ENTRY 3
3
2030
ENTRY N
132
134

FIG. 6

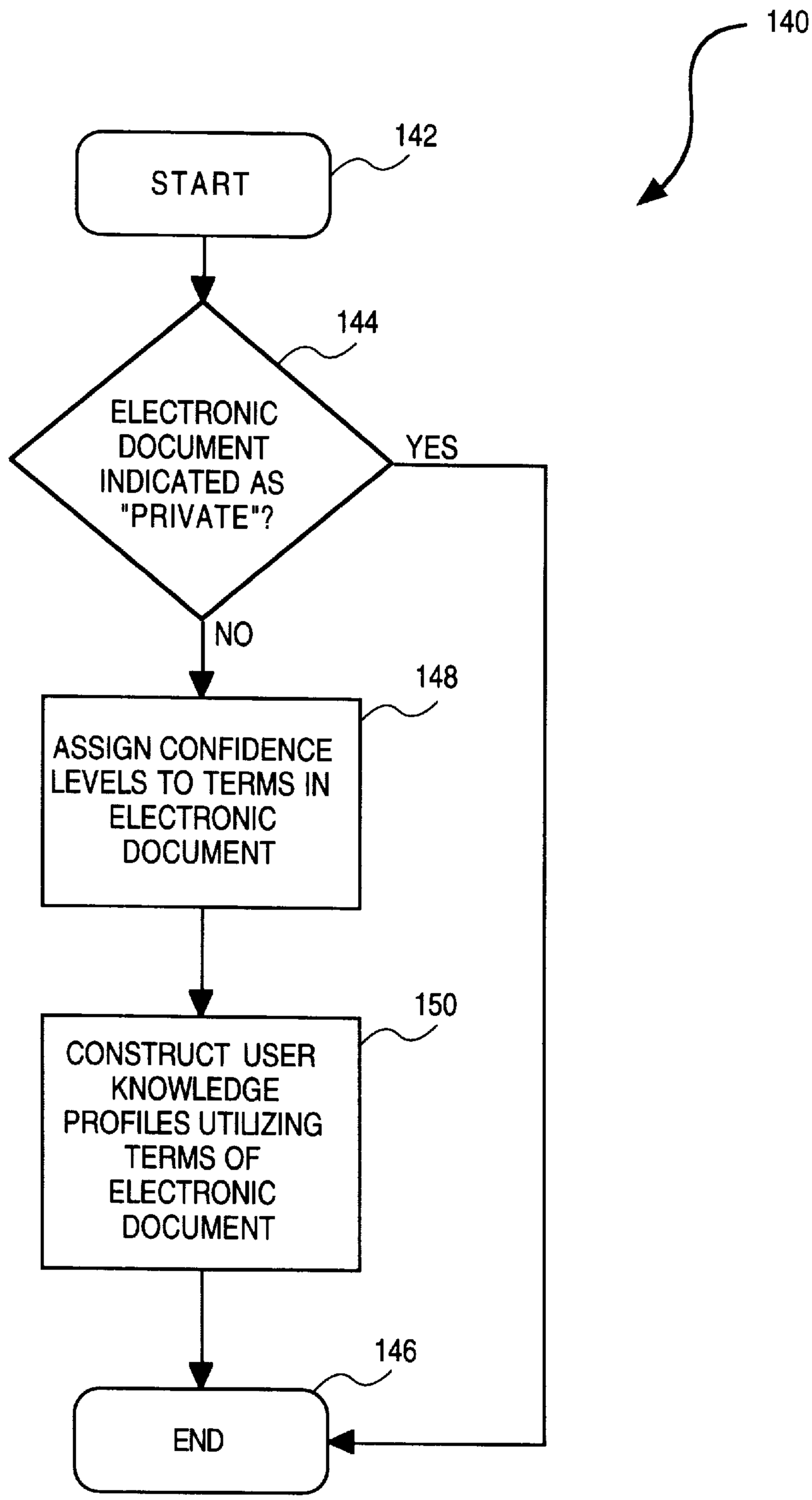
140
START
142
ELECTRONIC DOCUMENT INDICATED AS "PRIVATE"?
144
YES
NO
ASSIGN CONFIDENCE LEVELS TO TERMS IN ELECTRONIC DOCUMENT
148
CONSTRUCT USER KNOWLEDGE PROFILES UTILIZING TERMS OF ELECTRONIC DOCUMENT
150
END
146

FIG. 7

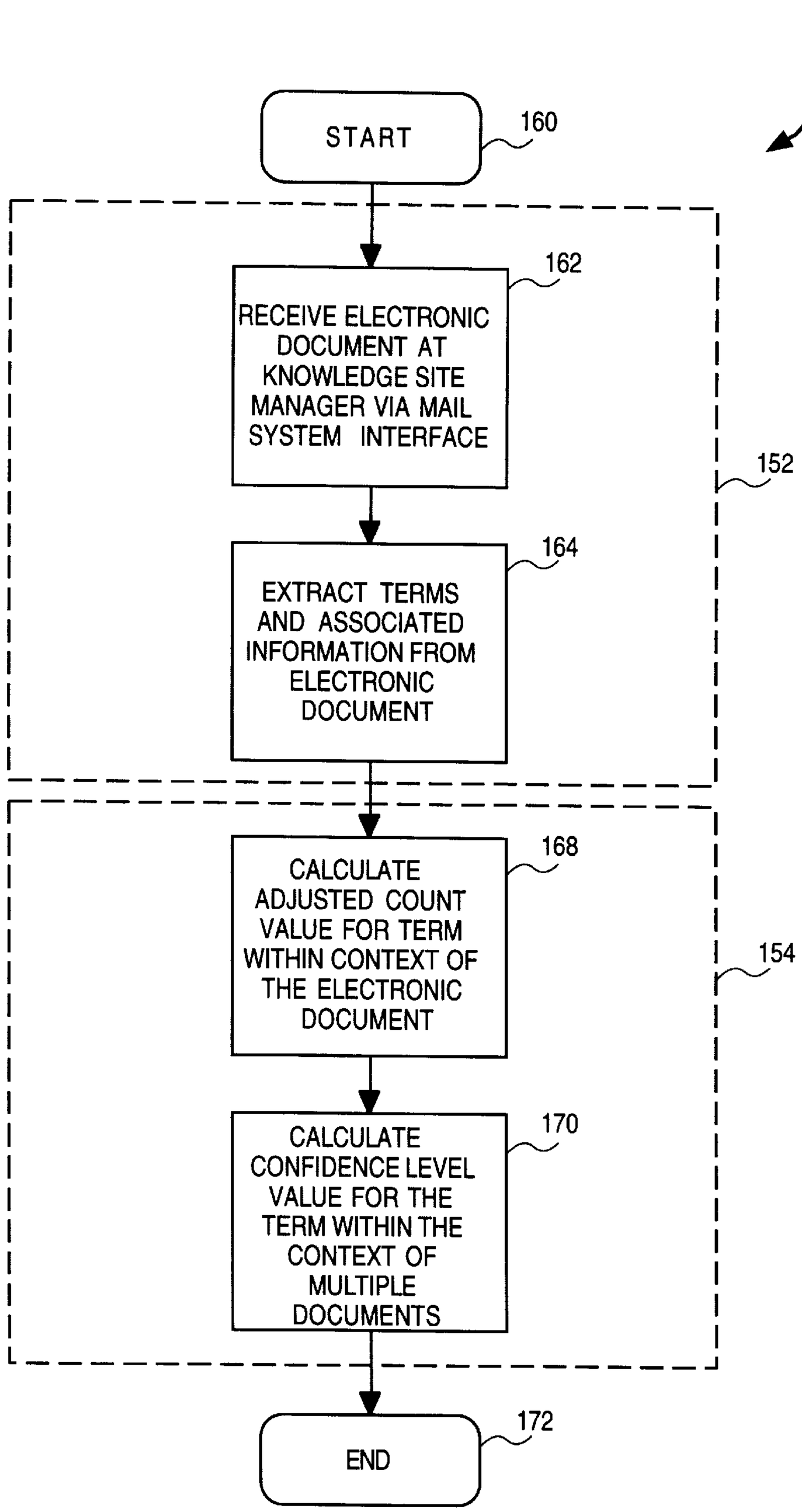
148
START
160
RECEIVE ELECTRONIC DOCUMENT AT KNOWLEDGE SITE MANAGER VIA MAIL SYSTEM INTERFACE
162
152
EXTRACT TERMS AND ASSOCIATED INFORMATION FROM ELECTRONIC DOCUMENT
164
CALCULATE ADJUSTED COUNT VALUE FOR TERM WITHIN CONTEXT OF THE ELECTRONIC DOCUMENT
168
154
CALCULATE CONFIDENCE LEVEL VALUE FOR THE TERM WITHIN THE CONTEXT OF MULTIPLE DOCUMENTS
170
END
172

FIG. 8

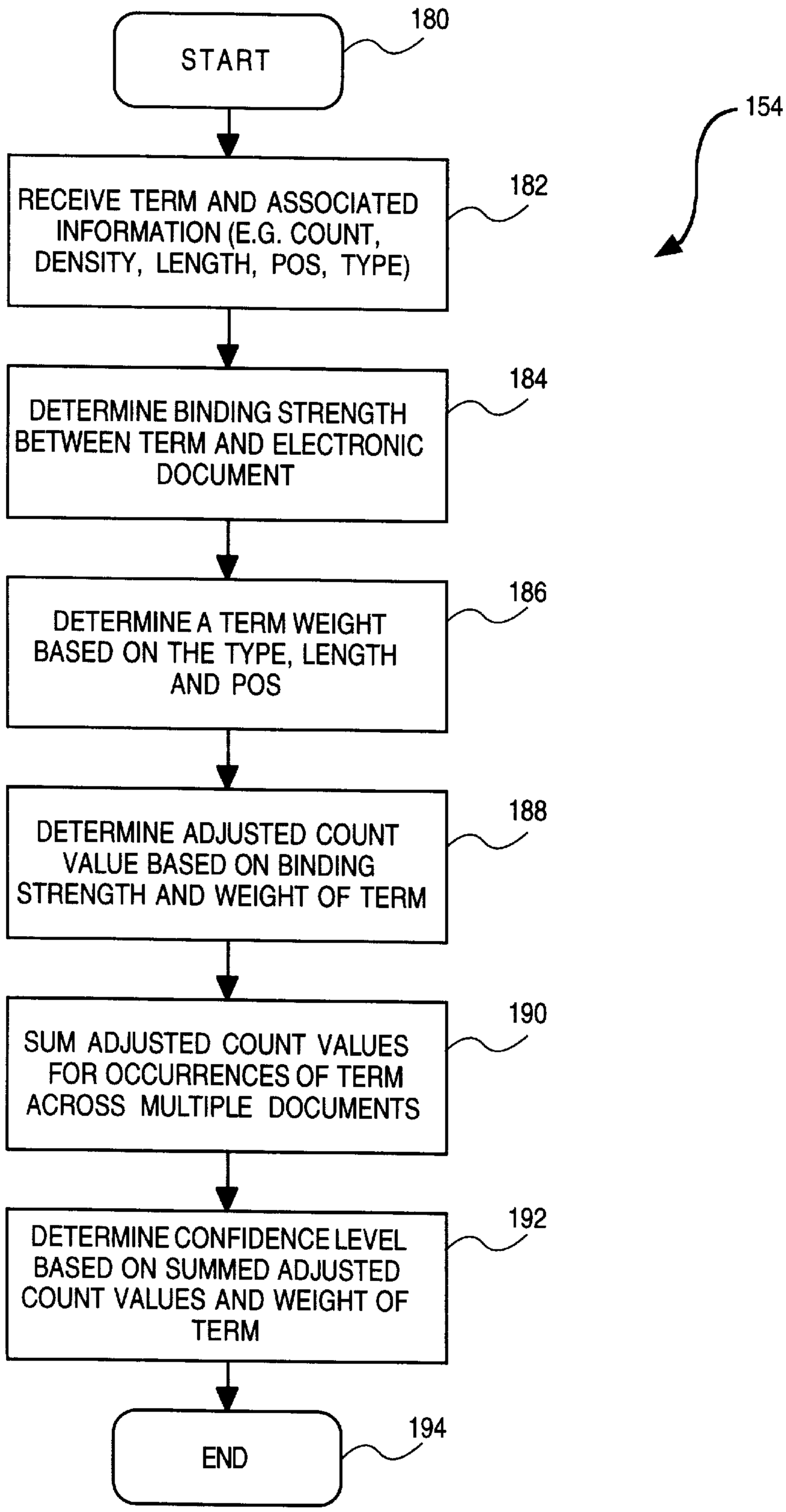
START
180
154
RECEIVE TERM AND ASSOCIATED INFORMATION (E.G. COUNT, DENSITY, LENGTH, POS, TYPE)
182
DETERMINE BINDING STRENGTH BETWEEN TERM AND ELECTRONIC DOCUMENT
184
DETERMINE A TERM WEIGHT BASED ON THE TYPE, LENGTH AND POS
186
DETERMINE ADJUSTED COUNT VALUE BASED ON BINDING STRENGTH AND WEIGHT OF TERM
188
SUM ADJUSTED COUNT VALUES FOR OCCURRENCES OF TERM ACROSS MULTIPLE DOCUMENTS
190
DETERMINE CONFIDENCE LEVEL BASED ON SUMMED ADJUSTED COUNT VALUES AND WEIGHT OF TERM
192
END
194

FIG. 9A

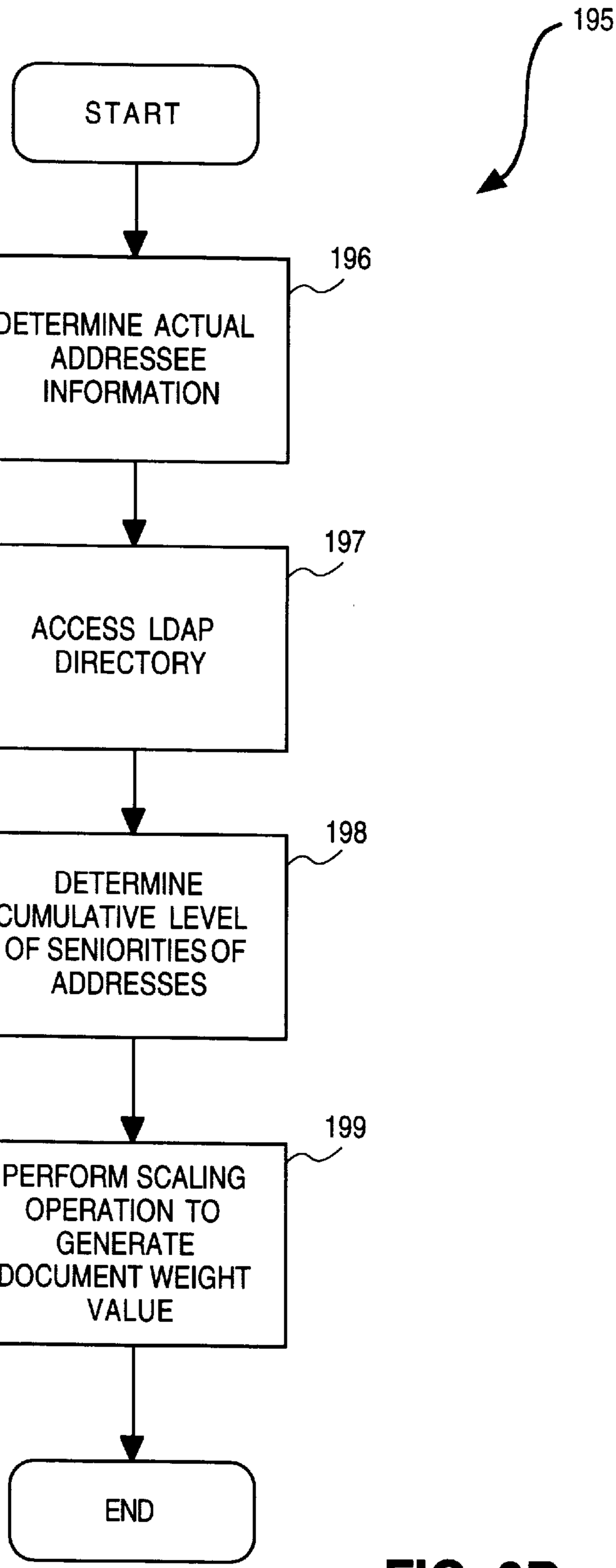
195
START
196
DETERMINE ACTUAL ADDRESSEE INFORMATION
197
ACCESS LDAP DIRECTORY
198
DETERMINE CUMULATIVE LEVEL OF SENIORITIES OF ADDRESSES
199
PERFORM SCALING OPERATION TO GENERATE DOCUMENT WEIGHT VALUE
END

FIG. 9B

FIG. 10

200

TERM-DOCUMENT BINDING TABLE

CLASS	NO. OF OCCURENCES	DENSITY
A	X	4.00%
B	X	2.00%
C	X	1.00%
D	X	0.5%
E	3	X
F	1	X

206 202 204

FIG. 11

210

WEIGHT TABLE

WEIGHT	TYPE	LENGTH	POS	OTHER
10	P	1	A	
30	L	1	V	
150	P	2	NN	
300	L	2	N	
400	L	3	N	
450	U	7	X	

212 214 216 218

220

	A	B	C	D	E	F
10	0	0	0	0	0	0
30	0	0	0	0	0	0
100	0.4	0.3	0.2	0.1	0.05	0
150	0.8	0.7	0.6	0.5	0.4	0.1
300	1.5	1.4	1.3	1	0.5	0.1
320	1.6	1.5	1.4	1.1	0.6	0.1
400	1.9	1.8	1.5	1.2	0.7	0.1
450	2	1.9	1.6	1.3	1	0.1

FIG. 12

230

	0.063	0.125	>>>>>	32	64	128
10	0.1	0.2	>>>>>	55	100	200
30	0.3	0.6	>>>>>	180	350	600
100	1.6	2.8	>>>>>	600	1000	2100
150	2.5	5	>>>>>	1100	2000	5000
300	6.5	11	>>>>>	2700	6000	15000
320	7.1	11.5	>>>>>	2900	7000	16000
400	8	15	>>>>>	3500	8000	20000
450	9	18	>>>>>	4200	9000	24000

FIG. 13

240

	0.063	0.125	>>>>>>		32	64	128
10	0	0	>>>>>>		50	100	200
30	0	0	>>>>>>		150	350	600
100	0	0	>>>>>>		600	1000	1000
150	0	0	>>>>>>		1000	1000	1000
300	0	0	>>>>>>		1000	1000	1000
320	0	0	>>>>>>		1000	1000	1000
400	0	25	>>>>>>		1000	1000	1000
450	0	25	>>>>>>		1000	1000	1000

FIG. 14

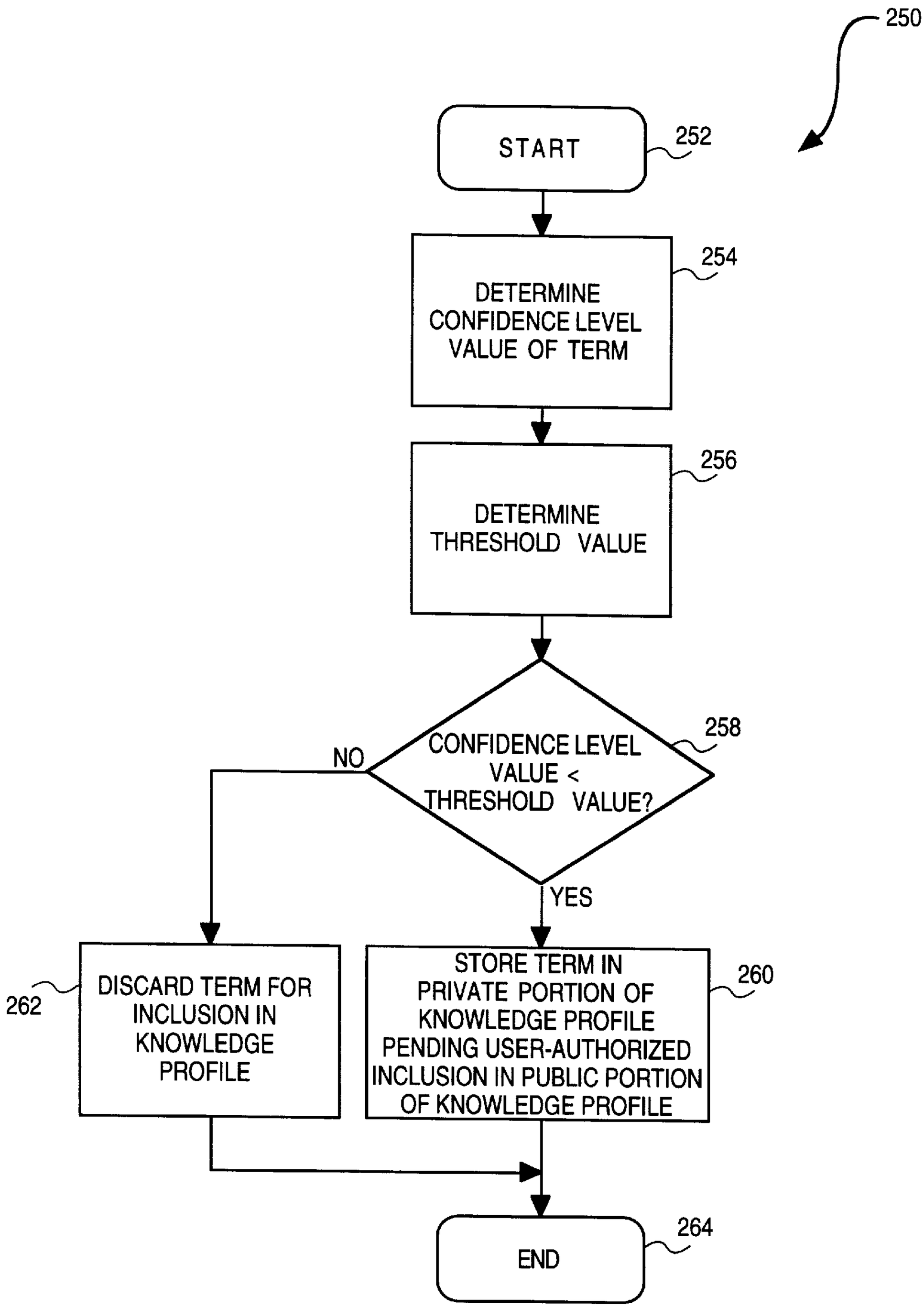
250
START
252
DETERMINE CONFIDENCE LEVEL VALUE OF TERM
254
DETERMINE THRESHOLD VALUE
256
CONFIDENCE LEVEL VALUE < THRESHOLD VALUE?
258
NO
YES
DISCARD TERM FOR INCLUSION IN KNOWLEDGE PROFILE
262
STORE TERM IN PRIVATE PORTION OF KNOWLEDGE PROFILE PENDING USER-AUTHORIZED INCLUSION IN PUBLIC PORTION OF KNOWLEDGE PROFILE
260
END
264

FIG. 15A

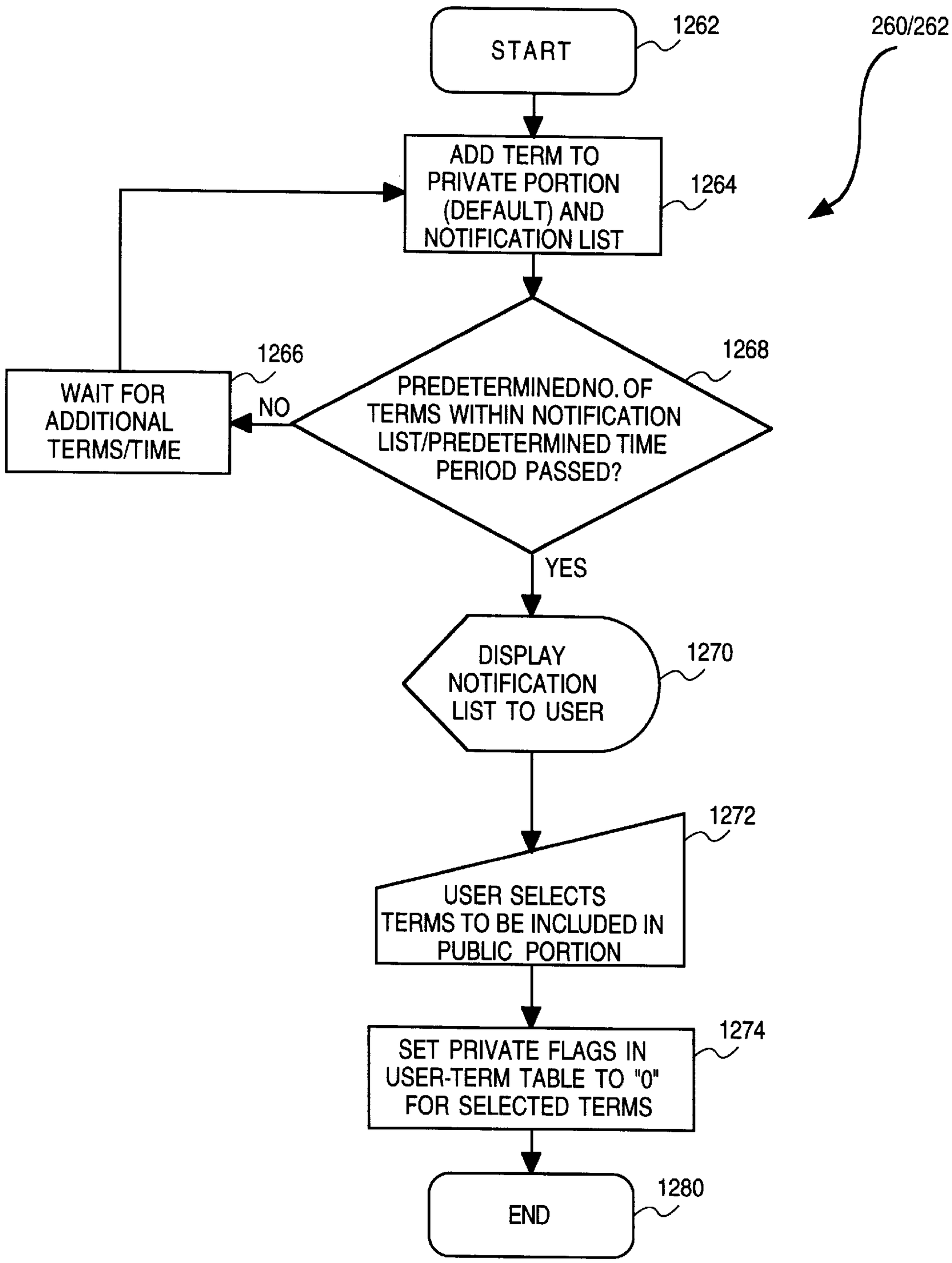
START
1262
260/262
ADD TERM TO PRIVATE PORTION (DEFAULT) AND NOTIFICATION LIST
1264
1266
WAIT FOR ADDITIONAL TERMS/TIME
NO
1268
PREDETERMINEDNO. OF TERMS WITHIN NOTIFICATION LIST/PREDETERMINED TIME PERIOD PASSED?
YES
DISPLAY NOTIFICATION LIST TO USER
1270
1272
USER SELECTS TERMS TO BE INCLUDED IN PUBLIC PORTION
SET PRIVATE FLAGS IN USER-TERM TABLE TO "0" FOR SELECTED TERMS
1274
END
1280

FIG. 15B

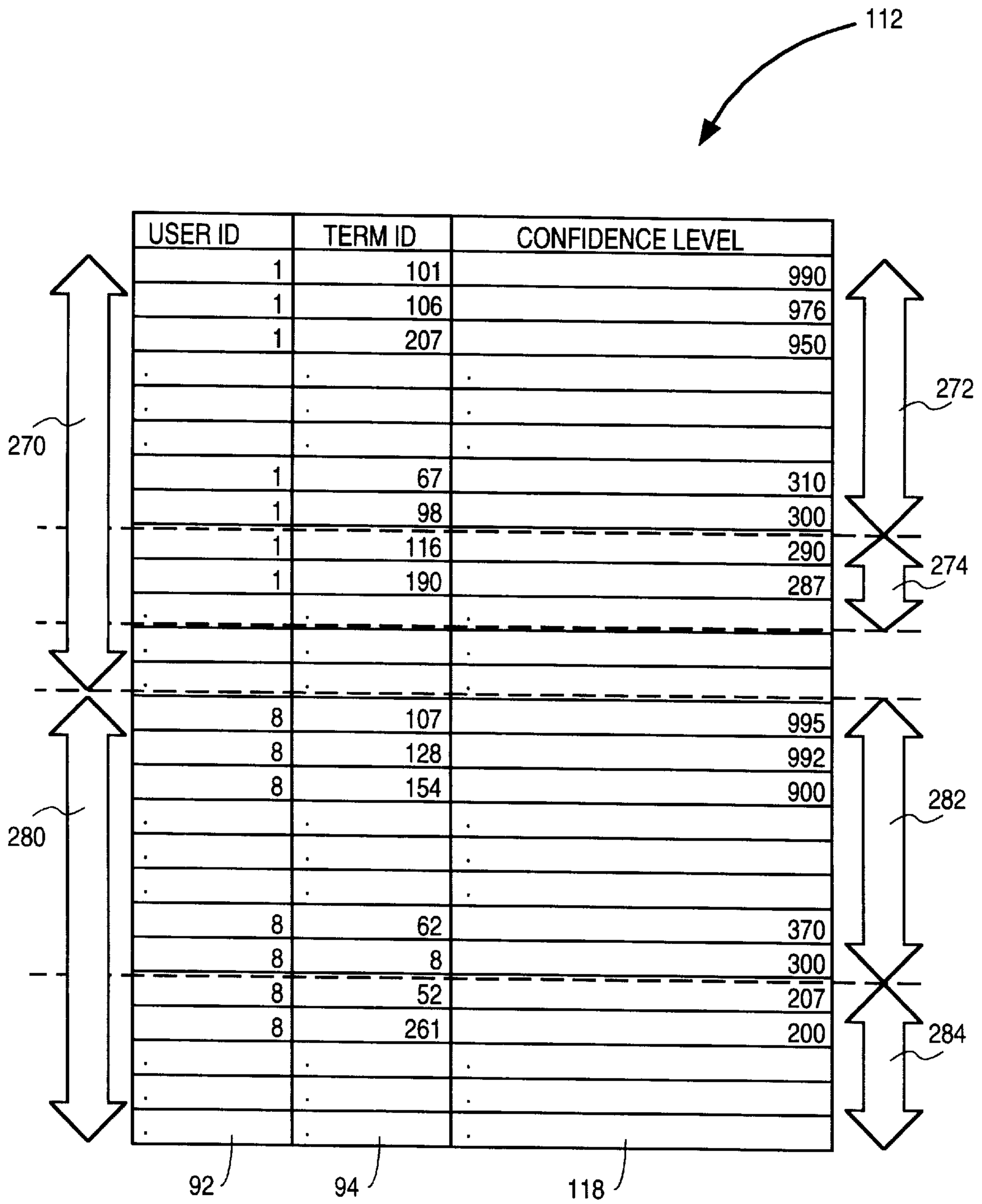
112
USER ID
TERM ID
CONFIDENCE LEVEL
1 101 990
1 106 976
1 207 950
1 67 310
1 98 300
1 116 290
1 190 287
8 107 995
8 128 992
8 154 900
8 62 370
8 8 300
8 52 207
8 261 200
270
272
274
280
282
284
92
94
118

FIG. 16A

112

USER ID	TERM ID	CONFIDENCE LEVEL	PRIVATE FLAG
1	101	990	0
1	106	976	0
1	207	950	1
.	.	.	.
.	.	.	.
.	.	.	.
1	67	310	0
1	98	300	1
1	116	290	0
1	190	287	0
.	.	.	.
.	.	.	.
.	.	.	.
8	107	995	1
8	128	992	0
8	154	900	0
.	.	.	.
.	.	.	.
.	.	.	.
8	62	370	0
8	8	300	0
8	52	207	0
8	261	200	0
.	.	.	.
.	.	.	.
.	.	.	.

92 94 118 119

FIG. 16B

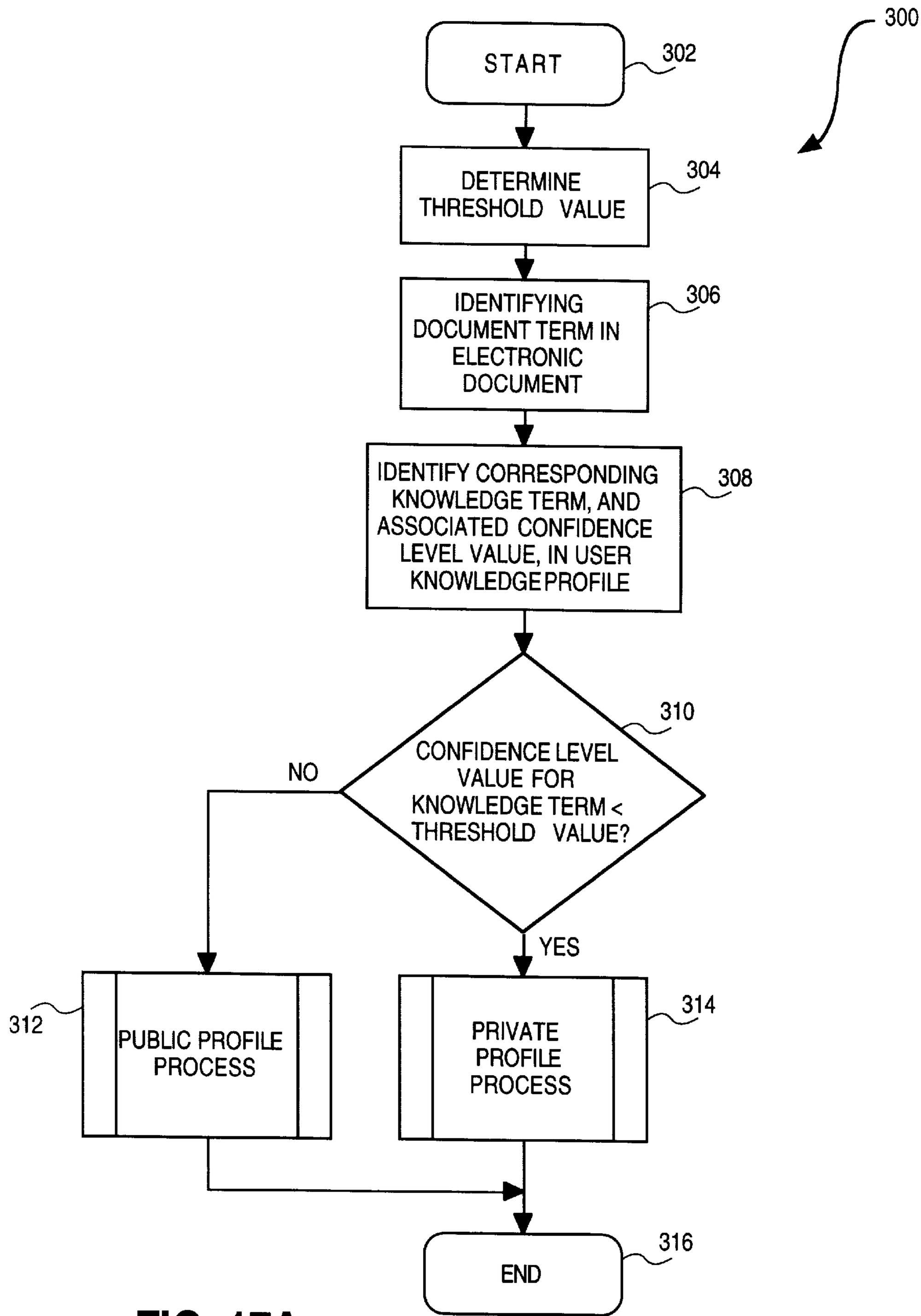
300
START
302
DETERMINE THRESHOLD VALUE
304
IDENTIFYING DOCUMENT TERM IN ELECTRONIC DOCUMENT
306
IDENTIFY CORRESPONDING KNOWLEDGE TERM, AND ASSOCIATED CONFIDENCE LEVEL VALUE, IN USER KNOWLEDGE PROFILE
308
CONFIDENCE LEVEL VALUE FOR KNOWLEDGE TERM < THRESHOLD VALUE?
310
NO
YES
PUBLIC PROFILE PROCESS
312
PRIVATE PROFILE PROCESS
314
END
316

FIG. 17A

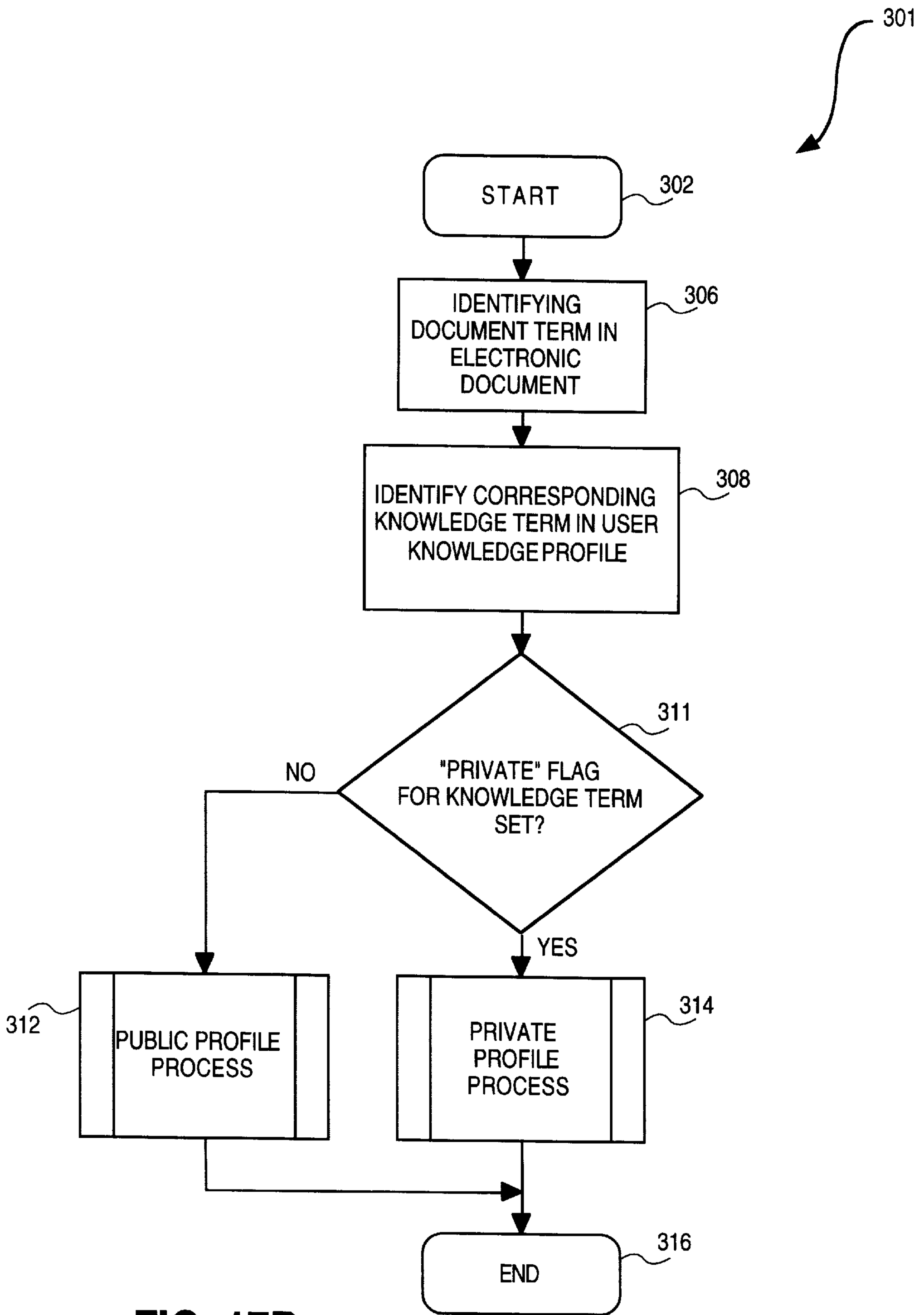
301
START
302
IDENTIFYING DOCUMENT TERM IN ELECTRONIC DOCUMENT
306
IDENTIFY CORRESPONDING KNOWLEDGE TERM IN USER KNOWLEDGE PROFILE
308
"PRIVATE" FLAG FOR KNOWLEDGE TERM SET?
311
NO
YES
312
PUBLIC PROFILE PROCESS
PRIVATE PROFILE PROCESS
314
END
316

FIG. 17B

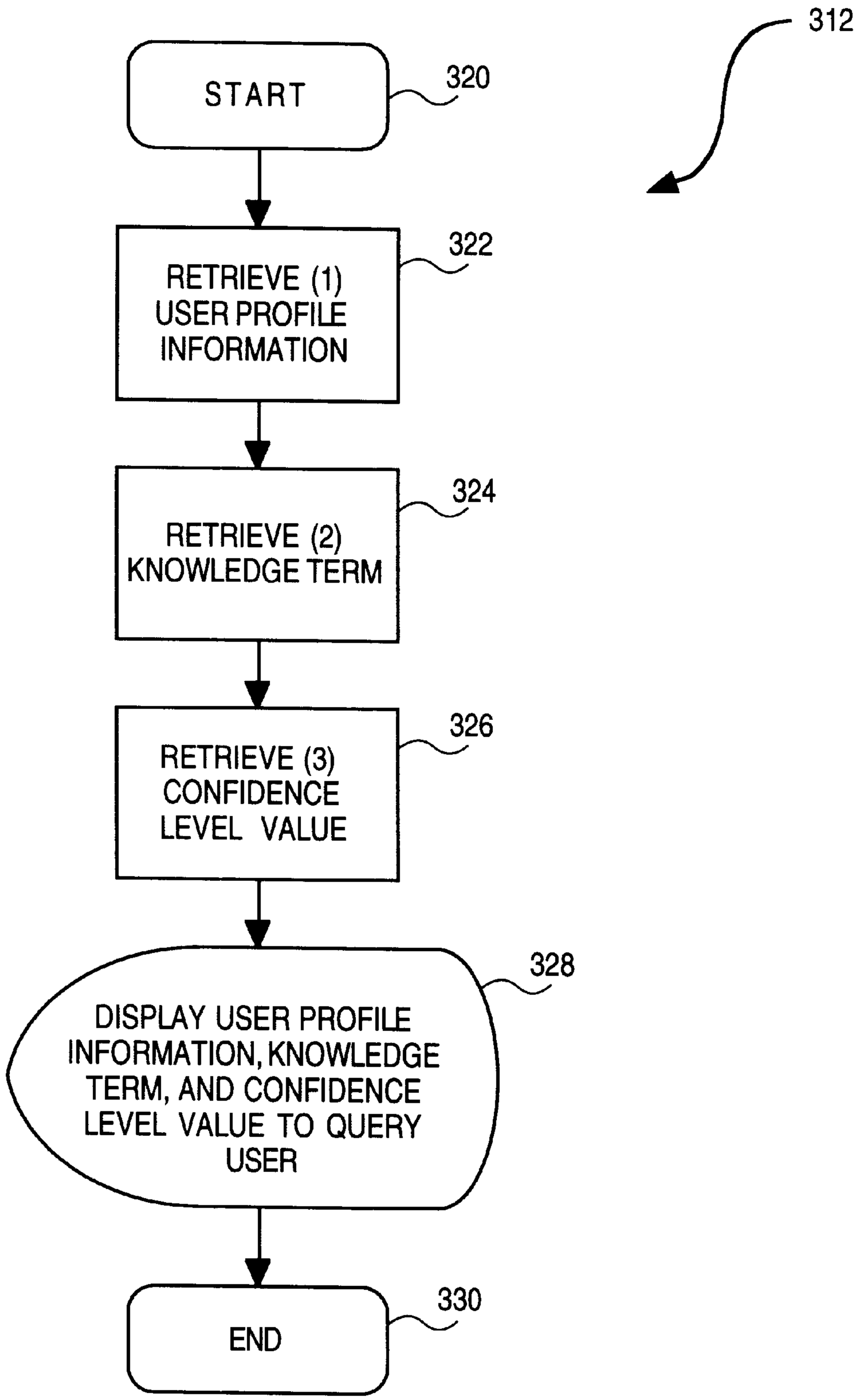
312
START
320
RETRIEVE (1) USER PROFILE INFORMATION
322
RETRIEVE (2) KNOWLEDGE TERM
324
RETRIEVE (3) CONFIDENCE LEVEL VALUE
326
DISPLAY USER PROFILE INFORMATION, KNOWLEDGE TERM, AND CONFIDENCE LEVEL VALUE TO QUERY USER
328
END
330

FIG. 17C

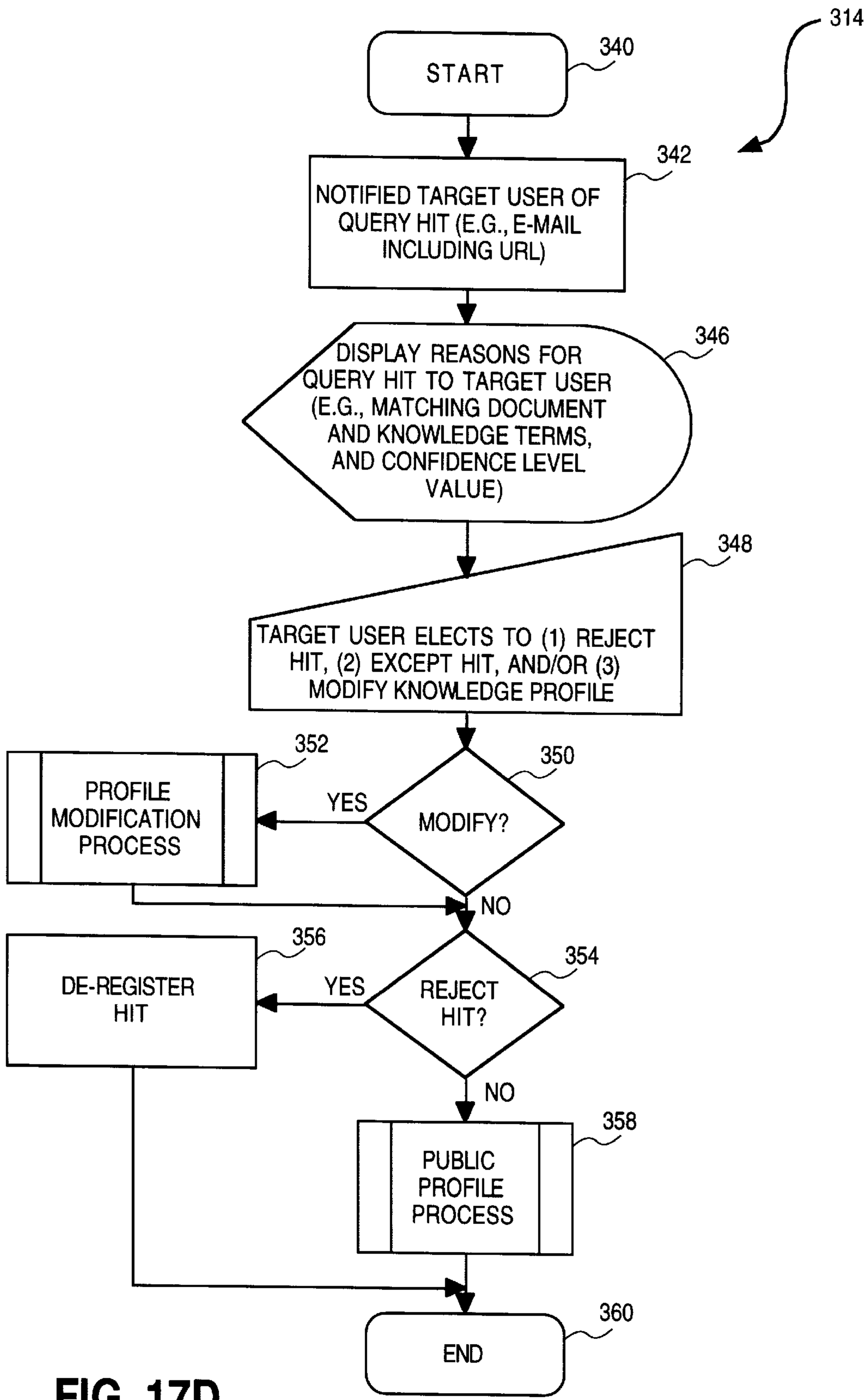
314
START
340
NOTIFIED TARGET USER OF QUERY HIT (E.G., E-MAIL INCLUDING URL)
342
DISPLAY REASONS FOR QUERY HIT TO TARGET USER (E.G., MATCHING DOCUMENT AND KNOWLEDGE TERMS, AND CONFIDENCE LEVEL VALUE)
346
TARGET USER ELECTS TO (1) REJECT HIT, (2) EXCEPT HIT, AND/OR (3) MODIFY KNOWLEDGE PROFILE
348
MODIFY?
350
YES
PROFILE MODIFICATION PROCESS
352
NO
REJECT HIT?
354
YES
DE-REGISTER HIT
356
NO
PUBLIC PROFILE PROCESS
358
END
360

FIG. 17D

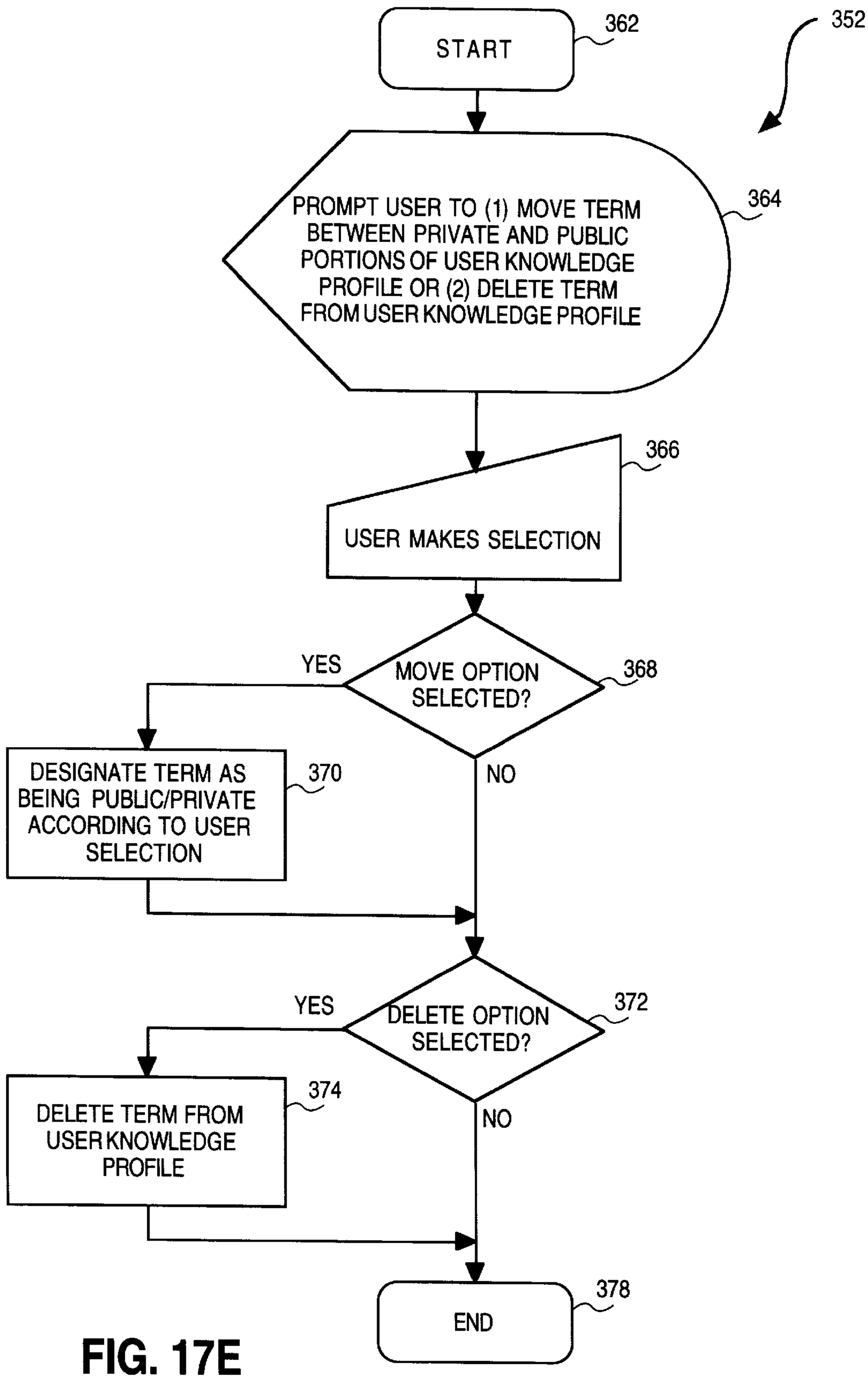
START
362
352
PROMPT USER TO (1) MOVE TERM BETWEEN PRIVATE AND PUBLIC PORTIONS OF USER KNOWLEDGE PROFILE OR (2) DELETE TERM FROM USER KNOWLEDGE PROFILE
364
USER MAKES SELECTION
366
MOVE OPTION SELECTED?
368
YES
NO
DESIGNATE TERM AS BEING PUBLIC/PRIVATE ACCORDING TO USER SELECTION
370
DELETE OPTION SELECTED?
372
YES
NO
DELETE TERM FROM USER KNOWLEDGE PROFILE
374
END
378

FIG. 17E

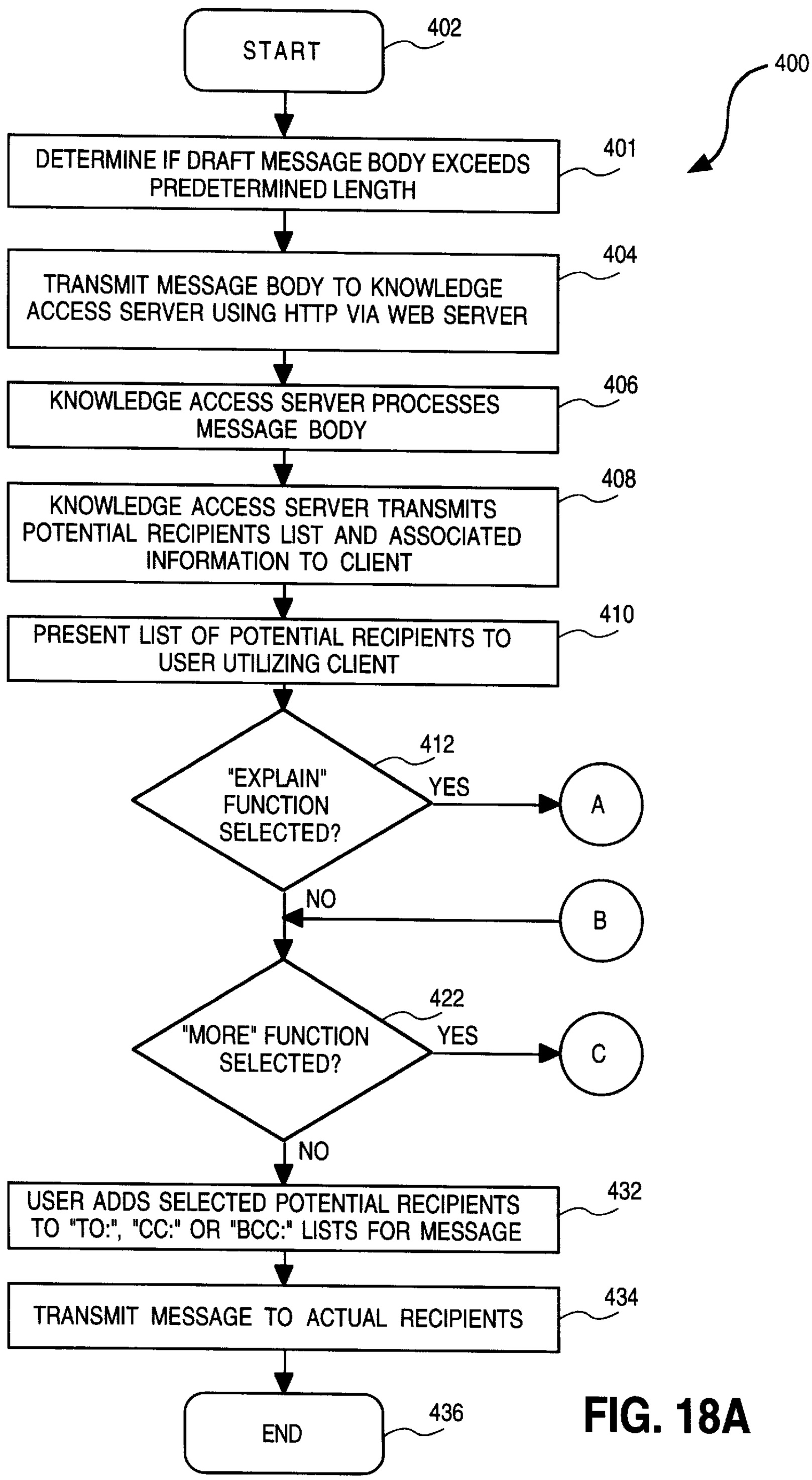
START
402
400
DETERMINE IF DRAFT MESSAGE BODY EXCEEDS PREDETERMINED LENGTH
401
TRANSMIT MESSAGE BODY TO KNOWLEDGE ACCESS SERVER USING HTTP VIA WEB SERVER
404
KNOWLEDGE ACCESS SERVER PROCESSES MESSAGE BODY
406
KNOWLEDGE ACCESS SERVER TRANSMITS POTENTIAL RECIPIENTS LIST AND ASSOCIATED INFORMATION TO CLIENT
408
PRESENT LIST OF POTENTIAL RECIPIENTS TO USER UTILIZING CLIENT
410
"EXPLAIN" FUNCTION SELECTED?
412
YES
A
NO
B
"MORE" FUNCTION SELECTED?
422
YES
C
NO
USER ADDS SELECTED POTENTIAL RECIPIENTS TO "TO:", "CC:" OR "BCC:" LISTS FOR MESSAGE
432
TRANSMIT MESSAGE TO ACTUAL RECIPIENTS
434
END
436

FIG. 18A

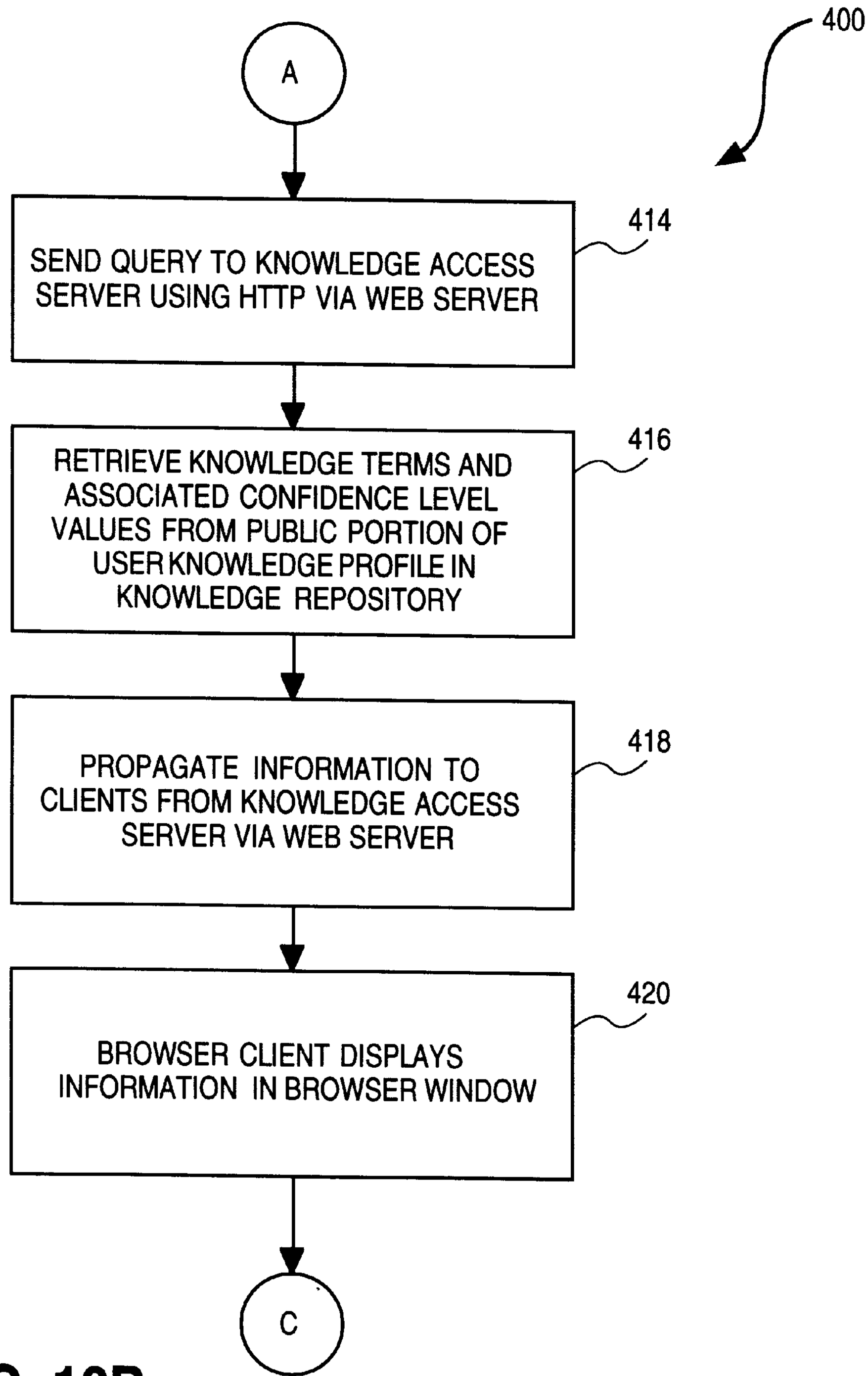
400
A
SEND QUERY TO KNOWLEDGE ACCESS SERVER USING HTTP VIA WEB SERVER
414
RETRIEVE KNOWLEDGE TERMS AND ASSOCIATED CONFIDENCE LEVEL VALUES FROM PUBLIC PORTION OF USER KNOWLEDGE PROFILE IN KNOWLEDGE REPOSITORY
416
PROPAGATE INFORMATION TO CLIENTS FROM KNOWLEDGE ACCESS SERVER VIA WEB SERVER
418
BROWSER CLIENT DISPLAYS INFORMATION IN BROWSER WINDOW
420
C

FIG. 18B

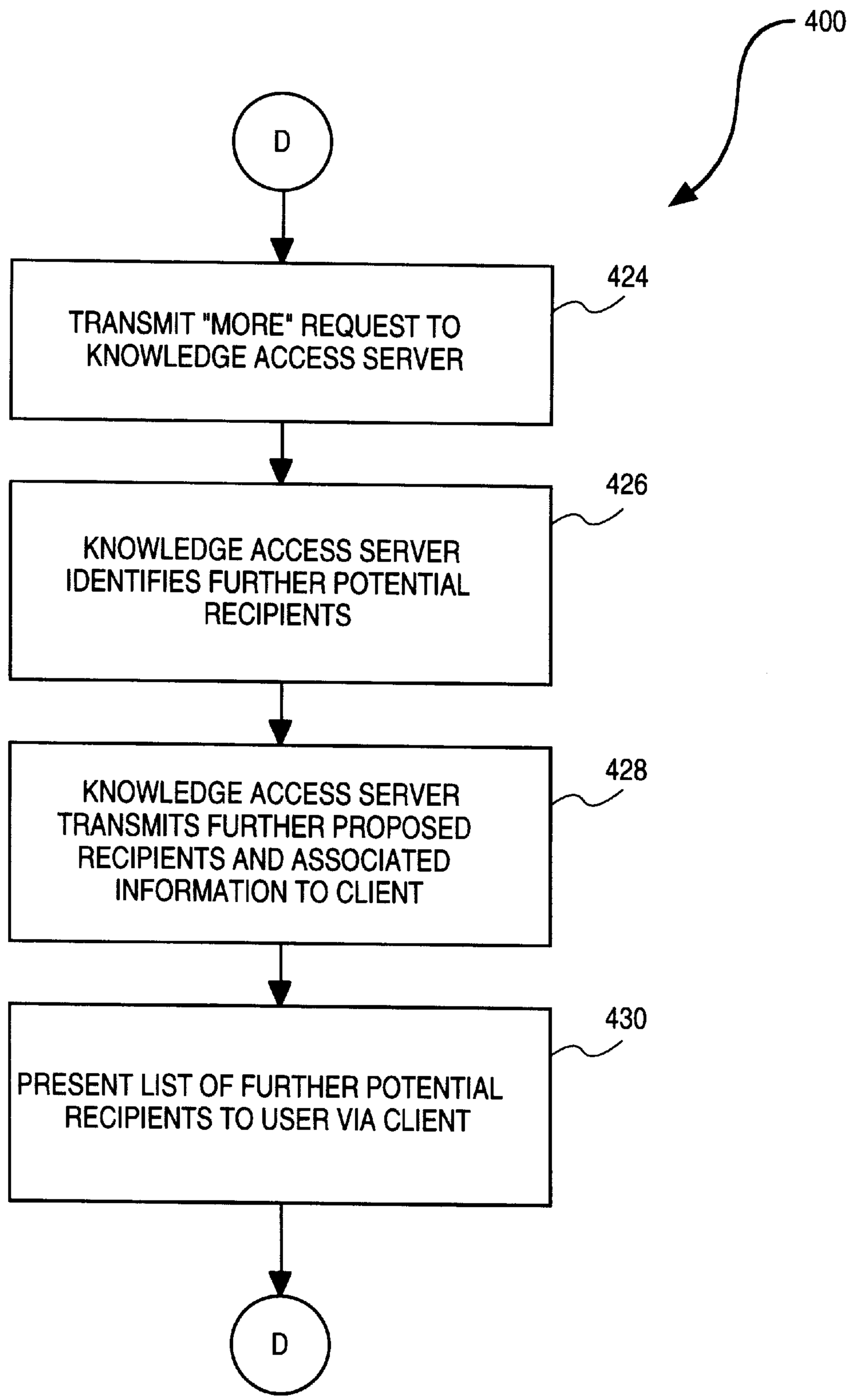
400
D
TRANSMIT "MORE" REQUEST TO KNOWLEDGE ACCESS SERVER
424
KNOWLEDGE ACCESS SERVER IDENTIFIES FURTHER POTENTIAL RECIPIENTS
426
KNOWLEDGE ACCESS SERVER TRANSMITS FURTHER PROPOSED RECIPIENTS AND ASSOCIATED INFORMATION TO CLIENT
428
PRESENT LIST OF FURTHER POTENTIAL RECIPIENTS TO USER VIA CLIENT
430
D

FIG. 18C

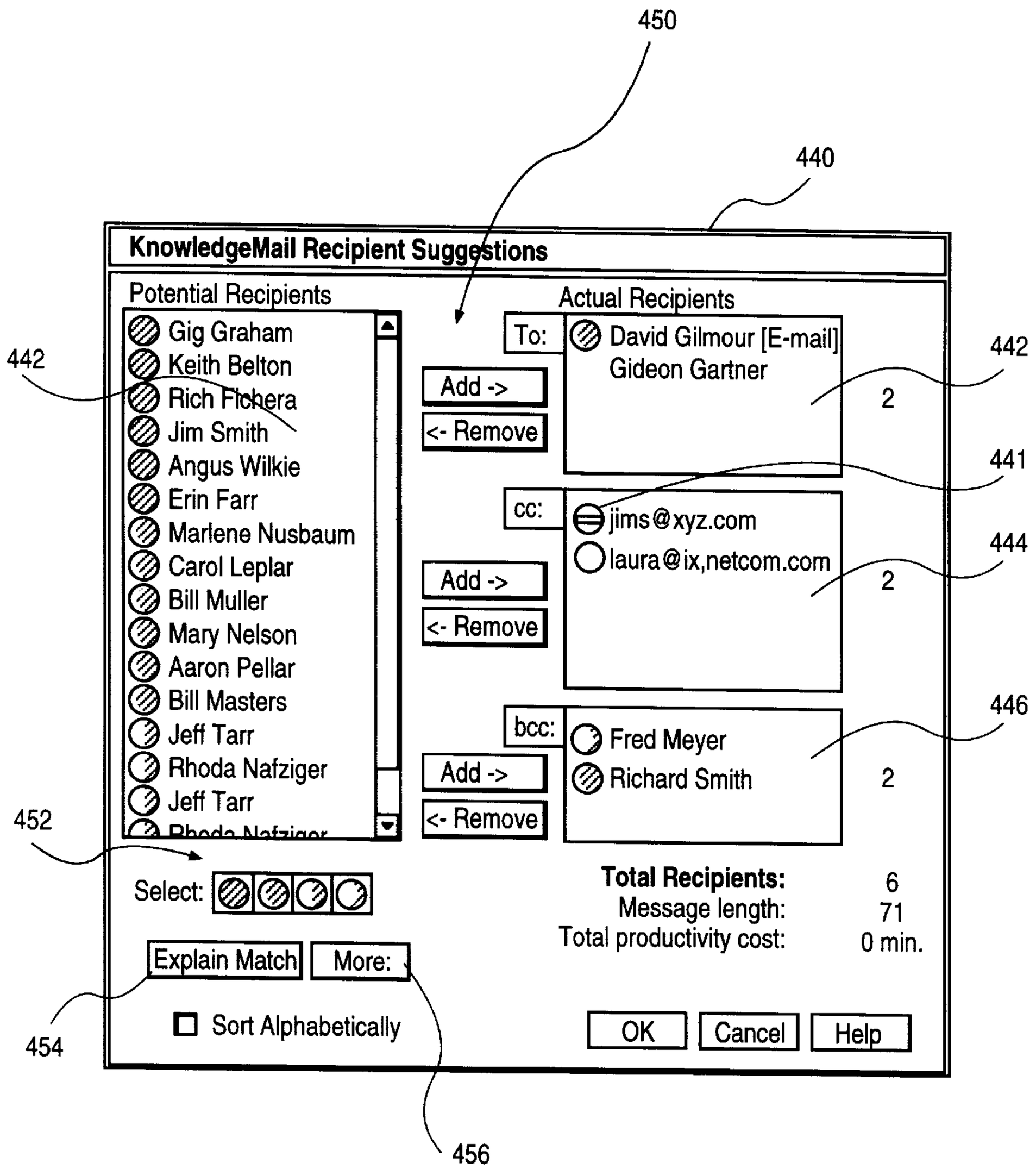
450
440
KnowledgeMail Recipient Suggestions
Potential Recipients
Gig Graham
Keith Belton
Rich Fichera
Jim Smith
Angus Wilkie
Erin Farr
Marlene Nusbaum
Carol Leplar
Bill Muller
Mary Nelson
Aaron Pellar
Bill Masters
Jeff Tarr
Rhoda Nafziger
Jeff Tarr
Add ->
<- Remove
Actual Recipients
To:
David Gilmour [E-mail]
Gideon Gartner
2
cc:
jims@xyz.com
laura@ix,netcom.com
2
bcc:
Fred Meyer
Richard Smith
2
442
441
444
446
452
Select:
Total Recipients: 6
Message length: 71
Total productivity cost: 0 min.
Explain Match
More:
Sort Alphabetically
OK
Cancel
Help
454
456

FIG. 18D

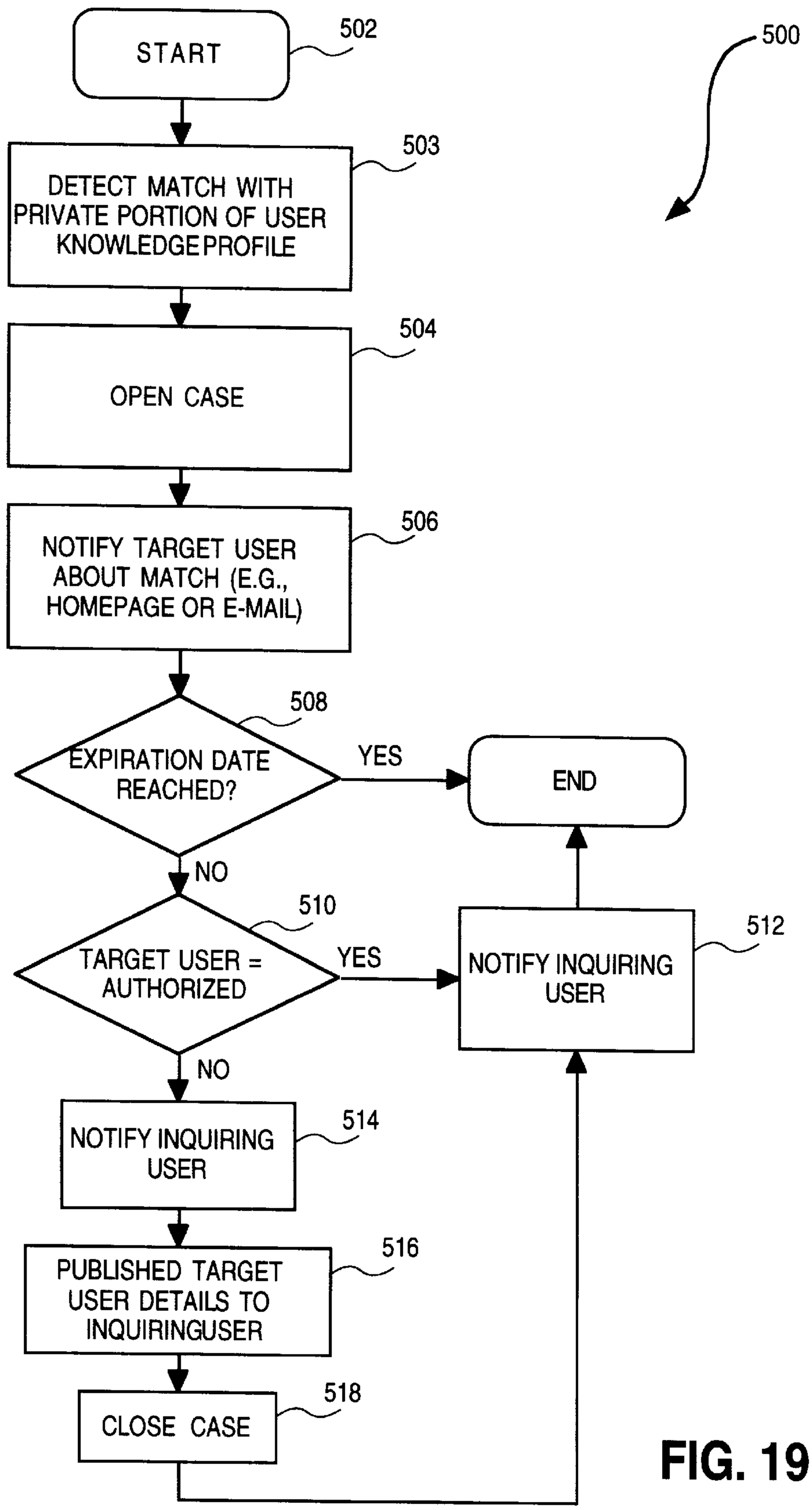
500
START
502
DETECT MATCH WITH PRIVATE PORTION OF USER KNOWLEDGE PROFILE
503
OPEN CASE
504
NOTIFY TARGET USER ABOUT MATCH (E.G., HOMEPAGE OR E-MAIL)
506
EXPIRATION DATE REACHED?
508
YES
END
NO
TARGET USER = AUTHORIZED
510
YES
NOTIFY INQUIRING USER
512
NO
NOTIFY INQUIRING USER
514
PUBLISHED TARGET USER DETAILS TO INQUIRINGUSER
516
CLOSE CASE
518

FIG. 19

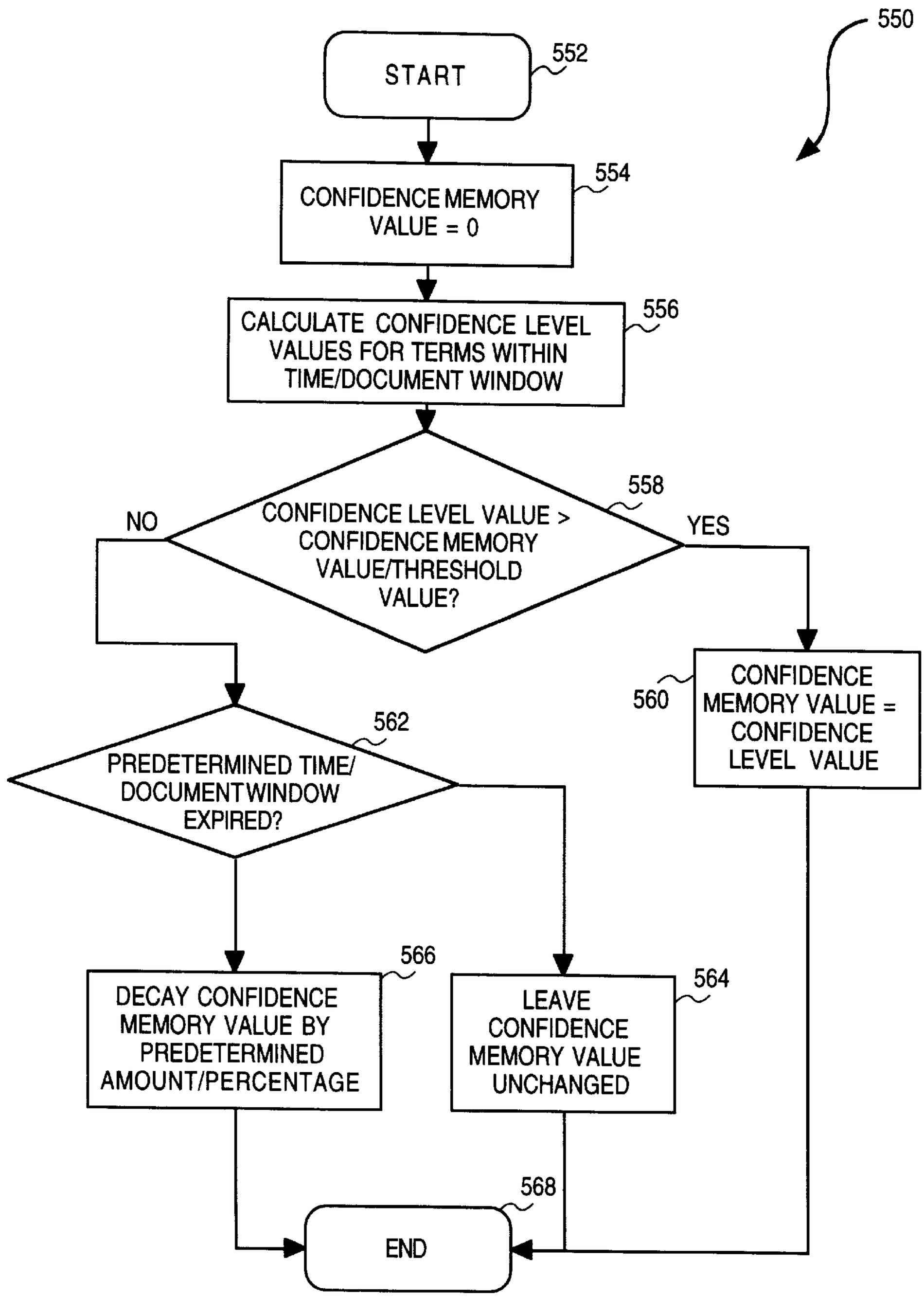
550
START
552
CONFIDENCE MEMORY VALUE = 0
554
CALCULATE CONFIDENCE LEVEL VALUES FOR TERMS WITHIN TIME/DOCUMENT WINDOW
556
CONFIDENCE LEVEL VALUE > CONFIDENCE MEMORY VALUE/THRESHOLD VALUE?
558
NO
YES
CONFIDENCE MEMORY VALUE = CONFIDENCE LEVEL VALUE
560
PREDETERMINED TIME/ DOCUMENTWINDOW EXPIRED?
562
DECAY CONFIDENCE MEMORY VALUE BY PREDETERMINED AMOUNT/PERCENTAGE
566
LEAVE CONFIDENCE MEMORY VALUE UNCHANGED
564
END
568

FIG. 20

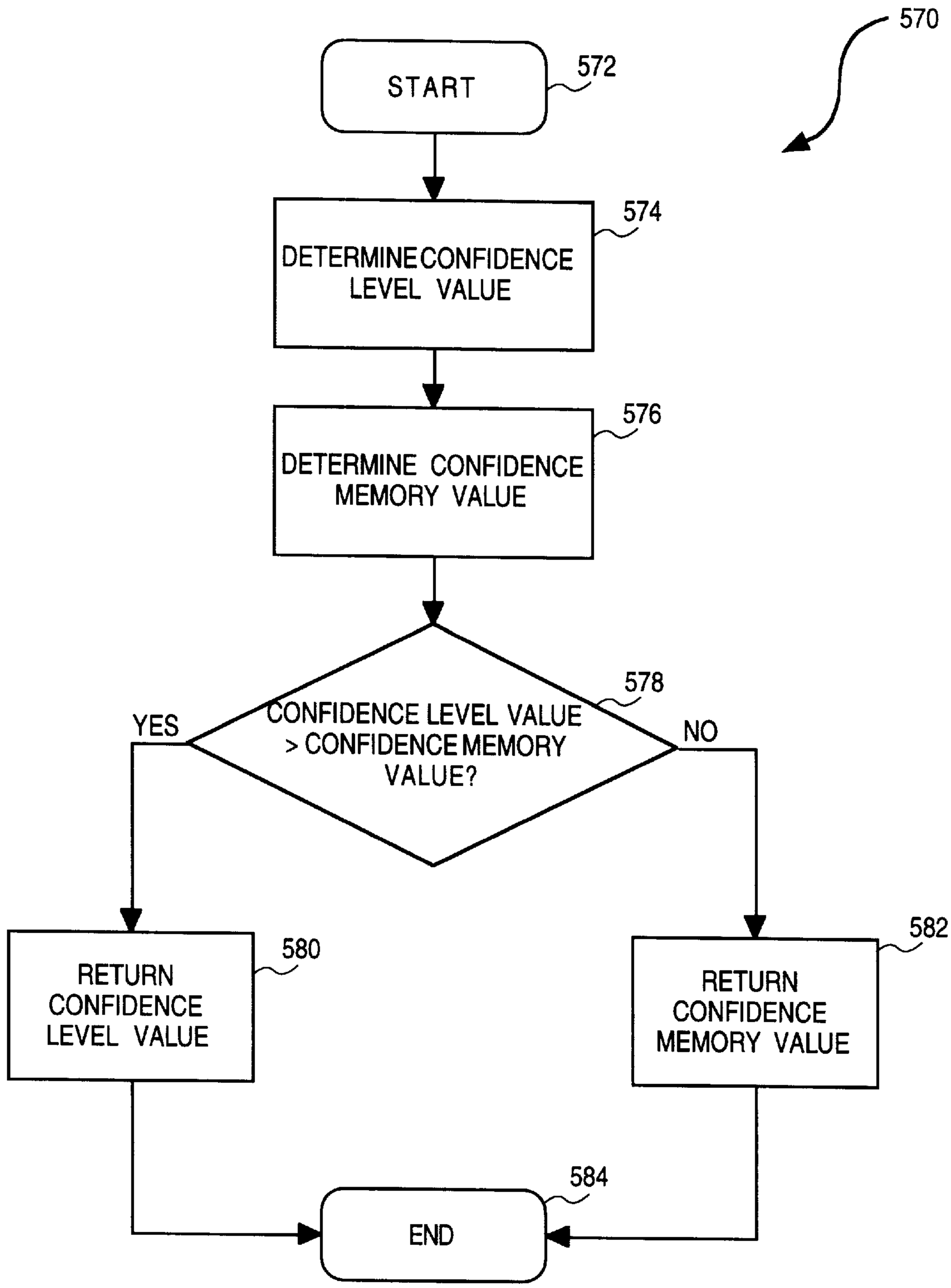
570
START
572
DETERMINE CONFIDENCE LEVEL VALUE
574
DETERMINE CONFIDENCE MEMORY VALUE
576
CONFIDENCE LEVEL VALUE > CONFIDENCE MEMORY VALUE?
578
YES
NO
RETURN CONFIDENCE LEVEL VALUE
580
RETURN CONFIDENCE MEMORY VALUE
582
END
584

FIG. 21

FIG. 22

112

USER ID	TERM ID	CONFIDENCE LEVEL	CONFIDENCE MEMORY	TIME STAMP
1	101	990	990	9812120800
1	106	976	976	9807241400
1	207	950	950	9805121200
.	.	.	.	.
.	.	.	.	.
.	.	.	.	.
1	67	310	310	9812241900
1	98	300	300	9802110700
1	116	290	290	9804120900
1	190	287	287	9806060900
.	.	.	.	.
.	.	.	.	.
.	.	.	.	.
8	107	995	995	9811191000
8	128	992	992	9811201000
8	154	900	900	9712291300
.	.	.	.	.
.	.	.	.	.
.	.	.	.	.
8	62	370	370	9812181421
8	8	300	300	9812211600
8	52	207	207	9802021647
8	261	200	200	9802221147
.	.	.	.	.
.	.	.	.	.
.	.	.	.	.

92 94 118 121 123

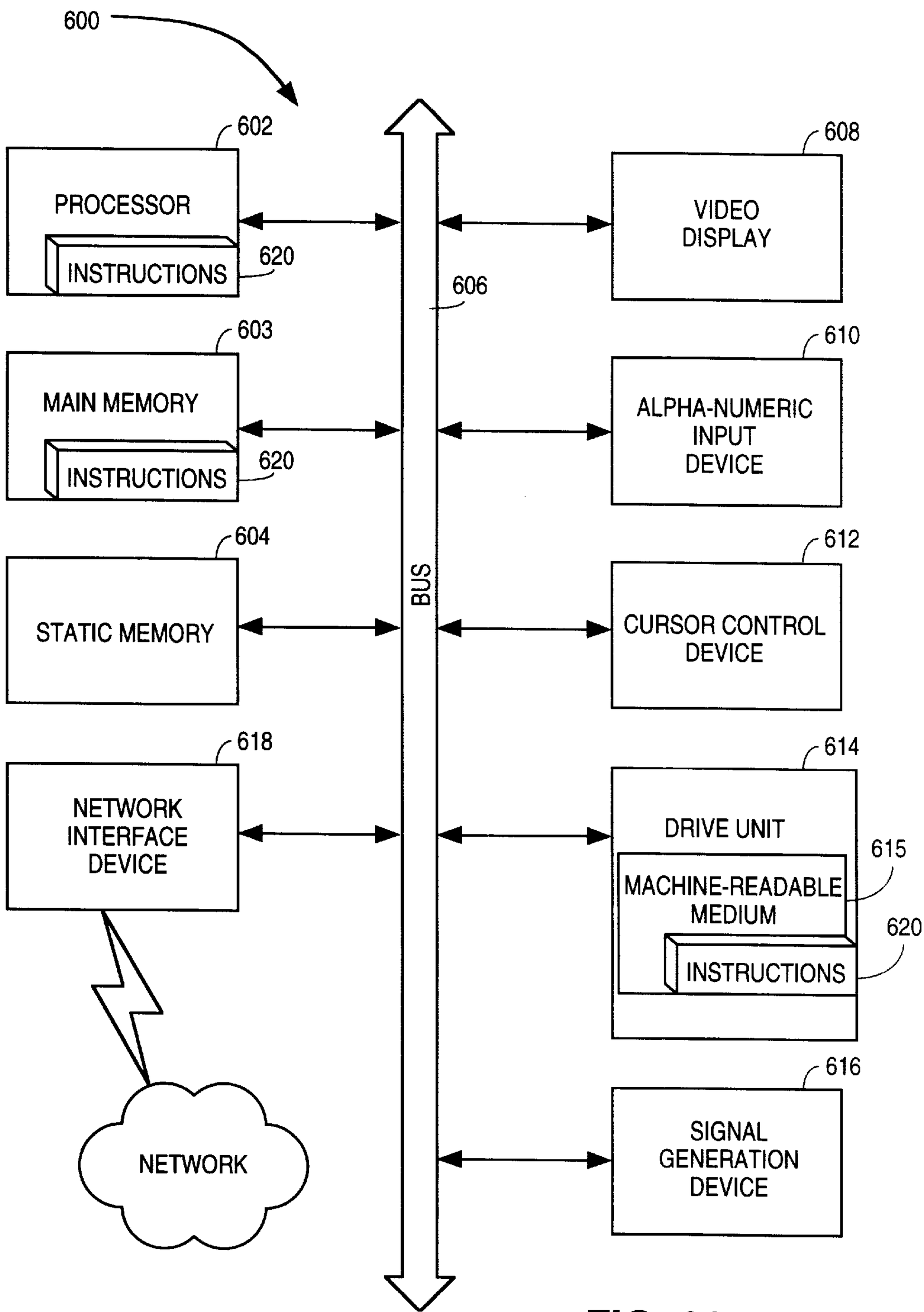
600
602
PROCESSOR
INSTRUCTIONS
620
603
MAIN MEMORY
INSTRUCTIONS
620
604
STATIC MEMORY
618
NETWORK INTERFACE DEVICE
NETWORK
BUS
606
608
VIDEO DISPLAY
610
ALPHA-NUMERIC INPUT DEVICE
612
CURSOR CONTROL DEVICE
614
DRIVE UNIT
615
MACHINE-READABLE MEDIUM
620
INSTRUCTIONS
616
SIGNAL GENERATION DEVICE

FIG. 23

METHOD AND APPARATUS FOR CONSTRUCTING AND MAINTAINING A USER KNOWLEDGE PROFILE

This application is a continuation-in-part of U.S. patent application Ser. No. 09/157,092, filed Sep. 18, 1998, now U.S. Pat. No. 6,115,709

FIELD OF THE INVENTION

The present invention relates generally to the field of knowledge management and, more specifically, to a method and apparatus for automatically constructing a user knowledge profile and knowledge repository of electronic documents.

BACKGROUND OF THE INVENTION

The new field of "knowledge management" (KM) is receiving increasing recognition as the gains to be realized from the systematic effort to store and export vast knowledge resources held by employees of an organization are being recognized. The sharing of knowledge broadly within an organization offers numerous potential benefits to an organization through the awareness and reuse of existing knowledge, and the avoidance of duplicate efforts.

In order to maximize the exploitation; of knowledge resources within an organization, a knowledge management system may be presented with two primary challenges, namely (1) the identification of knowledge resources within the organization and (2) the distribution and accessing of information regarding such knowledge resources within the organization.

The identification, capture, organization and storage of knowledge resources is a particularly taxing problem. Prior art knowledge management systems have typically implemented knowledge repositories that require users manually to input information frequently into pre-defined fields, and in this way manually and in a prompted manner to reveal their personal knowledge base. However, this approach suffers from a number of drawbacks in that the manual entering of such information is time consuming and often incomplete, and therefore places a burden on users who then experience the inconvenience and cost of a corporate knowledge management initiative long before any direct benefit is experienced. Furthermore, users may not be motivated to describe their own knowledge and to contribute documents on an ongoing basis that would subsequently be re-used by others without their awareness or consent. The manual input of such information places a burden on users who then experience the inconvenience and cost of a corporate knowledge management initiative long before any direct benefit is experienced.

It has been the experience of many corporations that knowledge management systems, after some initial success, may fail because either compliance (i.e., the thoroughness and continuity with which each user contributes knowledge) or participation (i.e., the percentage of users actively contributing to the knowledge management system) falls to inadequate levels. Without high compliance and participation, it becomes a practical impossibility to maintain a sufficiently current and complete inventory of the knowledge of all users. Under these circumstances, the knowledge management effort may never offer an attractive relationship of benefits to costs for the organization as a whole, reach a critical mass, and the original benefit of knowledge management falls apart or is marginalized to a small group.

In order to address the problems associated with the manual input of knowledge information, more sophisticated prior art knowledge management initiatives may presume the existence of a centralized staff to work with users to capture knowledge bases. This may however increase the ongoing cost of knowledge management and requires a larger up-front investment before any visible payoff, thus deterring the initial funding of many an otherwise promising knowledge management initiatives. Even if an initial decision is made to proceed with such a sophisticated knowledge management initiative, the cash expenses associated with a large centralized knowledge capture staff may be liable to come under attack, given the difficulty of quantifying knowledge management benefits in dollar terms.

As alluded to above, even once a satisfactory knowledge management information base has been established, the practical utilization thereof to achieve maximum potential benefit may be challenging. Specifically, ensuring that the captured information is readily organized, available, and accessible as appropriate throughout the organization may be problematic.

SUMMARY OF THE INVENTION

According to the present invention, there is provided a method of constructing an entity profile including first and second portions having different access restrictions. A confidence level is automatically assigned to content within an electronic document associated with a first entity. The content is potentially descriptive of the first entity. The content is automatically rejected for inclusion within the entity profile if the confidence level assigned to the content is less than a predetermine threshold. On the other hand, if the confidence level assigned to the content exceeds the predetermined threshold, the content is automatically included within the first portion of the first entity. The content is automatically presented to the first entity for authorization by the first entity for inclusion of the content within the second portion of the entity profile. The first and second portions of the entity profile have different access restrictions with respect to a second entity.

Other features of the present invention will be apparent from the accompanying drawings and from the detailed description that follows.

BRIEF DESCRIPTION OF THE DRAWINGS

The present invention is illustrated by way of example and not limitation in the figures of the accompanying drawings, in which like references indicate similar elements and in which:

FIG. **1** is a block diagram illustrating a knowledge management system, according to an exemplary embodiment of the present invention.

FIG. **2** is a block diagram illustrating a knowledge site management server, according to an exemplary embodiment of the present invention.

FIG. **3** is a block diagram illustrating a knowledge access server, according to an exemplary embodiment of the present invention.

FIG. **4** is a block diagram illustrating a knowledge converter, according to an exemplary embodiment of the present invention.

FIG. **5** is a block diagram illustrating a client software program, and an e-mail message generated thereby, according to an exemplary embodiment of the present invention.

FIG. **6** is a block diagram illustrating the structure of a knowledge repository, according to an exemplary embodi-

ment of the present invention, as constructed from the data contained in a repository database and a user database.

FIG. **7** is a flowchart illustrating a method, according to an exemplary embodiment of the present invention, of constructing a user knowledge profile.

FIG. **8** is a flowchart illustrating a high-level method, according to an exemplary embodiment of the present invention, by which terms may be extracted from an electronic document and by which confidence level values may be assigned to such terms.

FIG. **9**A is a flowchart illustrating a method, according to exemplary embodiment of the present invention, of determining a confidence level for a term extracted from an electronic document.

FIG. **9**B is a flowchart illustrating a method, according to exemplary embodiment of the present invention, by which a document weight value may be assigned to a document based on addressee information associated with the document.

FIG. **10** illustrates a term-document binding table, according to an exemplary embodiment of the present invention.

FIG. **11** illustrates a weight table, according to an exemplary embodiment of the present invention.

FIG. **12** illustrates an occurrence factor table, according to an exemplary embodiment of the present invention.

FIG. **13** illustrates a confidence level table, including initial confidence level values, according to an exemplary embodiment of the present invention.

FIG. **14** illustrates a modified confidence level table, including modified confidence level values, according to an exemplary embodiment of the present invention.

FIG. **15**A is a flowchart illustrating a method, according to an exemplary embodiment of the present invention, of constructing a user knowledge profile that includes first and second portions.

FIG. **15**B is a flowchart illustrating a method, according to an exemplary embodiment of the present invention, of storing a term in either a first or a second portion of a user knowledge profile.

FIG. **16**A illustrates a user-term table, constructed according to the exemplary method illustrated in FIG. **15**A.

FIG. **16**B illustrates a user-term table, constructed according to the exemplary method illustrated in FIG. **15**A.

FIG. **17**A is a flowchart illustrating a method, according to an exemplary embodiment of the present invention, of facilitating access to a user knowledge profile.

FIG. **17**B is a flowchart illustrating an alternative method, according to exemplary embodiment of the present invention, of facilitating access to a user knowledge profile.

FIG. **17**C is a flowchart illustrating a method, according to exemplary embodiment of the present invention, of performing a public profile process.

FIG. **17**D is a flowchart illustrating a method, according to an exemplary embodiment of the present invention, of performing a private profile process.

FIG. **17**E is a flowchart illustrating a method, according to an exemplary embodiment of the present invention, of performing a profile modification process.

FIG. **18**A is a flowchart illustrating a method, according to an exemplary embodiment of the present invention, of addressing an electronic document for transmission over a computer network.

FIG. **18**B is a flowchart illustrating a method, according to an exemplary embodiment of the present invention, of executing an "explain" function that provides the reasons for the proposal of an e-mail recipient.

FIG. **18**C is a flowchart illustrating a method, according to an exemplary embodiment of the present invention, of executing a "more" function that proposes further potential recipients for an e-mail message.

FIG. **18**D illustrates a user dialog, according to an exemplary embodiment of the present invention, through which a list of potential recipients is displayed to an addressor of an e-mail message.

FIG. **19** is a flowchart illustrating a method, according to an exemplary embodiment of the present invention, of managing user authorization to publish, or permit access to, a user knowledge profile.

FIG. **20** is a flowchart illustrating a method, according to an exemplary embodiment of the present invention, of assigning a confidence value, either in the form of a confidence level value or a confidence memory value, to a term.

FIG. **21** is a flowchart illustrating a method, according to an exemplary embodiment of the present invention, of determining or identifying a confidence value, either in the form of a confidence level value or a confidence memory value, for a term.

FIG. **22** illustrates a user-term table, according to an exemplary embodiment of the present invention, that is shown to include a confidence level value column, a confidence memory value column and a time stamp column.

FIG. **23** is a block diagram illustrating a machine, according to one exemplary embodiment, within which software in the form of a series of machine-readable instructions, for performing any one of the methods discussed above, may be executed.

DETAILED DESCRIPTION

A method and apparatus for constructing and maintaining a user knowledge profile are described. In the following description, for purposes of explanation, numerous specific details are set forth in order to provide a thorough understanding of the present invention. It will be evident, however, to one skilled in the art that the present invention may be practiced without these specific details.

OVERVIEW

With a view to addressing the above described difficulties associated with manual knowledge capture either by a profile owner or by a dedicated staff, there is provided a method and apparatus for capturing knowledge automatically, without excessive invasion or disruption of normal work patterns of participating users. Further, the present specification teaches a method and apparatus whereby a database of captured knowledge- information is maintained continuously and automatically, without requiring that captured knowledge information necessarily be visible or accessible to others. The present specification also teaches facilitating the user input and modification of a knowledge profile associated with the user in a knowledge database at the user's discretion.

The present specification teaches a method and apparatus for intercepting electronic documents, such as for example e-mail messages, originated by a user, and extracting terms therefrom that are potentially indicative of a knowledge base of the originating user. The extracted knowledge terms may then be utilized to construct a user knowledge profile. The grammatical structure, length, frequency and density with which the extracted knowledge terms occur within elec-

tronic documents originated by a user, and prior history of use of the extracted knowledge terms within an organization may furthermore be utilized to attach a metric, in the form of a confidence level value, to the relevant knowledge terms for the purpose of grouping, ranking, and prioritizing such knowledge terms. Knowledge terms may furthermore be stored in either a private or public portion of the user knowledge profile, depending upon the confidence level values thereof.

It will be appreciated that the large volume of e-mail messages traversing an e-mail system over a period of time will contain a large number of terms that may be irrelevant to the identification of the knowledge base of a user. With a view to determining which terms are truly indicative of a knowledge base, a number of rules (or algorithms) may be exercised with respect to extracted terms to identify terms that are candidates for inclusion within a public portion of the user knowledge profile. Further rules (or algorithms) may be applied to an assembled knowledge profile for the purpose of continually organizing and refining the profile.

Corporate e-mail systems have become increasingly pervasive, and have become an accepted medium for idea communication within corporations. Accordingly, the content of e-mail messages flowing within a large organization amounts to a vast information resources that, over the course of time, may directly or indirectly identify knowledge bases held by individuals within the organization.

The present specification also teaches addressing privacy concerns associated with the examination of e-mail messages for the above purposes by providing users with the option selectively to submit originated e-mail messages for examination, or alternatively to bypass the examination and extraction system of the present invention.

There is also taught a computer-implemented method and apparatus for addressing an electronic document, such as an e-mail message, for transmission over a computer network. The e-mail message may be examined to identify terms therein. The identified terms are then compared to a number of user knowledge profiles with a view to detecting a predetermined degree of correspondence between the identified terms and any one or more of the user knowledge profiles. In the event that a predetermined degree of correspondence is detected, the sender of the electronic document is prompted to the either accept or decline the proposed recipient as an actual recipient of the electronic document, after first being offered an opportunity to inspect the specific basis of the correspondence between the identified terms and the proposed recipients. The e-mail message may also be parsed to extract recipients entered manually by the user. The degree of correspondence between the knowledge profiles of the manually entered recipients and the identified terms of the message is then optionally used as the basis of recommendations to the user that certain manually entered recipients be dropped from the ultimate list of recipients.

This aspect of the present teachings is advantageous in that a sender of an e-mail message is presented with a list of proposed recipients, identified according to their knowledge profiles and the content of the e-mail message, who may be interested in receiving the e-mail message. Accordingly, the problems of over-distribution and under-distribution of e-mail messages that may be encountered within an organization may be reduced. Specifically, in the over-distribution situation, many users are frequently copied on e-mail messages, resulting in lost productivity as the users struggle to cope with increasing volumes of daily e-mail. Further, when the time available to read e-mail messages becomes restricted, users typically begin to defer reading of e-mail messages, and communication efficiency within the organization may be adversely affected. In the under-distribution situation, it may occur that the proper recipients of the message are not included in the distribution list, and accordingly fall "out of the loop".

There is also taught a method of facilitating a user profile query or look-up wherein, in response to a match between a query and a user profile, the owner of the user profile may be prompted for authorization to publish all (or a portion) of the user profile to the originator of the query or to others generally. This is advantageous in that it addresses the above mentioned privacy concerns by treating the knowledge profile as a confidential resource under the control of the user. The user is thus also able to control the timing, circumstances and extent to which it is made accessible to others. A further advantage is that the user is prompted for input specifically to satisfy specific, pending requests of others. This relieves the user of the need to remember to modify his or her profile on a regular basis and the need to make decisions concerning the composition of the profile prospectively, prior to any actual use of the profile by others. In this manner the user saves time and effort, since the determination that manual interaction with the profile is necessary is a function of the present system, not a responsibility of the user.

There is also taught a method of assigning a confidence level value to a term within an electronic document. This confidence level value is based on a first quantitative indicator, derived from the number of occurrences of the term within the electronic document, and a second characteristic indicator, derived utilizing the characteristic of the term.

For the purposes of the present application, the word "term" shall be taken to include any acronym, word, collection of words, phrase, sentence, or paragraph. The term "confidence level" shall be taken to mean any indication, numeric or otherwise, of a level within a predetermined range.

System Architecture

FIG. **1** is a block diagram illustrating a knowledge management system **10**, according to an exemplary embodiment of the present invention. The system **10** may conveniently be viewed as comprising a client system **12** and a server system **14**. The client system **12** may comprise one or more clients, such as browser clients **16** and e-mail clients **18**, that are resident on terminals or computers coupled to a computer network. In one exemplary embodiment, each of the browser clients **16** may comprise the Internet Explorer client developed by Microsoft Corp. of Redmond, Washington, or the Netscape Navigator client developed by Netscape Communications of Menlo Park, Calif. Each of the e-mail clients **18** may further comprise the Outlook Express, Outlook 97, Outlook 98 or Netscape Communicator e-mail programs. As will be described in further detail below, the browser and e-mail clients **16** are complemented by extensions **19**, that enable the e-mail clients **18** to send an electronic message (e.g., either an e-mail or HTML document) to a knowledge server **22** implemented on the server side **14** of the system **10**. As shown in FIG. **1**, the extensions **19** may be integral with an e-mail client **18**, or external to the client **18** and in communication therewith. The clients **16** and **18** may default to sending every communication to a relevant component of the knowledge server **22**, while allowing a user specifically to designate a communication not suitable for transmission

to the knowledge server **22**. The user designation may be facilitated through controls that are installed as software modules which interact with or modify an e-mail client **18**, and which cause messages to be copied to a special e-mail address (e.g., a Knowledge Server (KS) mailbox **25** maintained by a e-mail server **23**) associated with a knowledge server component. In the case where a client extension **19** for performing this automatic transmission is not available, the user can manually add the e-mail address of the KS mailbox **25** to the list of recipients for the message. Further details in this regard are provided below. Files embedded within an e-mail message, such as attachments, may also be selectively included or excluded from the capture process and may also be selectively included or excluded from retention in a knowledge repository.

The browser clients **16** are used as an additional means to submit documents to the knowledge server **22** at the discretion of a user. The browser client **16** is used to access an interface application **34**, maintained on a web server **20**, which transmits documents to the knowledge server **22**.

In alternate embodiments, a client may also propagate a list of bookmarks, folders or directories to the knowledge server **22** for the purpose of user knowledge profile construction.

Server Side Architecture

The server side **14** of the system **10** includes the web server **20**, the e-mail server **23** and the knowledge server **22**. The web server **20** may be any commercially available web server program such as Internet Information Server (IIS) from Microsoft Corporation, the Netscape Enterprise Server, or the Apache Server for UNIX. The web server **20** includes the interface application **34** for interfacing with the knowledge server **22**. The web server **20** may run on a single machine that also hosts the knowledge server **22**, or may alternatively run along with the interface application **34** on a dedicated server computer. The web server **20** may also be a group of web server programs running on a group of computers to thus enhance the scalability of the system **10**. As the web server **20** facilitates access to a local view of a knowledge repository **50**, maintained by the knowledge access server **26**, by the browser clients **16**, the web server interface application **34** implements knowledge application interfaces, knowledge management interfaces, user profile creation and maintenance interfaces, and a server management interface. The web server **20** also facilitates knowledge profile queries, e-mail addressing to an e-mail client **18**, and any other access to the knowledge server **22** using the standard HTTP (web) protocol.

The knowledge server **22** includes a knowledge site management server (KSMS) **27** and the knowledge access server (KAS) **26**. The knowledge server access **26** includes an interface that provides a local view of a knowledge repository **50**, which is physically stored in the user database **56**A and a repository database **56**B. The knowledge site management server **27** is shown to have access to the local view of the knowledge repository **50** maintained by the knowledge access server **26**. The illustrated components of the knowledge server **22** are collectively responsible for the capture (termed "knowledge discovery") of terms indicative of a user knowledge base and for the distribution of user knowledge profile information. Knowledge discovery may be done by the examination and processing of electronic documents, such as e-mail messages, which may be propagated to the e-mail server **23** from an e-mail client **18** via the Simple Mail Transfer Protocol (SMTP), as shown at **32**. Alternatively, knowledge discovery may be implemented by the examination of submissions from a browser client **16** via the web server **20**.

The knowledge server **22** includes the knowledge access server **26** and the knowledge site management server **27** as two separate and distinct server systems in view of the divergent functions provided by the servers **26** and **27**. Specifically, the knowledge site management server **27** functions primarily to manage non-interactive processing (e.g., the extraction of knowledge from inbound e-mail messages), to manage the user information database **56**A, and to implement various centralized system management processes. The knowledge site management server **27** does not communicate interactively with clients **18**, or with clients **16** except for administrative functions. The knowledge access server **26**, on the other hand, functions primarily to respond to queries and updates from users submitted via clients, typically browser clients **16**. Multiple instances of a knowledge access server **26** may be required to support a large corporate environment and to provide appropriate scalability; however only one knowledge site management server **27**, one user database **56**A, and one repository database **56**B typically exist in a working system. In small scale environments, the web server **20**, knowledge access server **26**, and knowledge site management server **27**, and even the e-mail server **23**, may all optionally be deployed on the same physical computer.

FIG. **2** is a block diagram illustrating an exemplary embodiment, according to the present invention, of the knowledge site management server **27**. The server **27** is shown to include a socket front-end **40** to facilitate communication with the web server **20** for administrative requests, a request handler **44**, a knowledge gathering system **28**, a knowledge converter **24**, and a variety of specialized controller modules **45**A–**45**C. The request handler **44**, upon receiving a request from the web server **20** via the interface application **34** and socket front-end **40**, starts a session to process the request such as, for example, a request by an authorized systems administrator to configure the behavior of the knowledge gathering system **28**.

The knowledge gathering system **28** is shown in FIG. **2** to include an extraction controller **47**, a mail system interface **42**, and a term extractor **46** including confidence logic **45**. The extraction controller **47** commands the mail system interface **42** to retrieve messages submitted by the e-mail client extensions **19** to the KS mailbox **25** on the e-mail server **23** for the purpose of extraction and processing. The extraction controller **47** can request this continuously or periodically on a scheduled basis, so that messages can be processed at a convenient time when computing resources are lightly loaded, for example, overnight. The mail system interface **42** retrieves e-mail messages from the e-mail server **23** using the Simple Mail Transfer Protocol (SMTP), Post Office Protocol 3 (POP3), or Internet Message Access Protocol 4 (IMAP4) protocols. The mail system interface **42** propagates electronic documents directly to a term extractor **46**, including confidence logic **45**, that operates to convert electronic documents into per-user knowledge profiles that are stored in a knowledge repository **50**. The term extractor **46** may include any commercially available term extraction engine (such as "NPTOOL" from LingSoft Inc. of Helsinki, Finland, or "Themes" from Software Scientific) that analyzes the electronic document, recognizes noun phrases in the document, and converts such phrases to a canonical form for subsequent use by the confidence logic **45** as candidate terms in a knowledge profile.

The term extractor **46** performs a variety of the steps when parsing and decoding an electronic document, such as inter-

preting any special attributes or settings encoded into the header of the message of the e-mail client **18**, resolving the e-mail addresses of recipients against either the built-in user database or an external user database, preprocessing the electronic document, extracting noun-phrases from the text as candidates for knowledge terms, processing these knowledge terms, and storing summary information about the document and extraction process in the databases **56**A and **56**B. The term extractor **46** further detects and strips out non-original texts, attachments and in some cases the entire electronic document based on the document not meeting predetermined minimum criteria. Further details regarding the exact procedures implemented by the term extractor **46** will be provided below. Once the term extractor **46** has extracted the knowledge terms, the knowledge repository **50** is updated. Specifically, new terms are added, and repetitions of known terms are used to update the knowledge repository **50**.

The knowledge repository **50** is defined by a hierarchical structure of classes. The objects of these classes represent the knowledge information that includes, inter alia, user profiles (including knowledge profiles) and organizational structure, and are stored in two databases: the user database **56**A and the repository database **56**B. The repository database **56**B contains profile and repository information and can use one of a number of commercial relational database management systems that support the Open DataBase Connectivity (ODBC) interface standard. A database interface **54** provides a logical database-independent class API to access the physical databases and to shield the complete server codes from accessing database native API so that the server process can use any relational database management system (RDMS). Because the repository database **56**A is open to inspection by systems administrators, and may be hosted on an existing corporate system, special measures may be taken to enhance the privacy of information in the repository database **56**B; for example, the repository database **56**B contains no actual user names or e-mail addresses, but instead may use encrypted codes to represent users in a manner that is meaningful only in combination with the user database. The user database **56**A is a small commercial RDBMS embedded into the knowledge repository **50** in such a way that it cannot be accessed except through the interfaces offered by the system **10**. The user database **56**A contains encrypted identifying codes that allow the names of actual users to be associated with e-mail addresses, login IDs, passwords, and profile and repository information in the repository database.

A lexicon controller **45**C is responsible for building tables of associated terms. Terms are considered "associated" with each other to the extent that they tend to co-occur in close proximity within the documents of multiple users. The lexicon controller **45**C manages the background process of data mining that is used to discover associations between terms and record those in special association tables within the repository database **56**B.

A profile controller **45**B is a module that may optionally be included within the knowledge site management server **27**, and manages a queue of pending, compute-intensive operations associated with updating profiles. Since the algorithm for the confidence level value calculation of a term (embodied in the confidence logic **45**) depends on the total number of documents profiled, the confidence level value for each and every term in a user's profile is technically obsolete when any document is profiled. The profile controller **45**B manages the "recalculation" of profiles. The actual operation is performed within the knowledge access server **26**, which has a knowledge repository **50** interface.

A case controller **45**A keeps track of open cases and initiates notifications to users concerning their status. A "case" is a pending request from one user to another, as will be detailed below. For example, if a user requests an expert in a certain field via a client browser client **16**, the knowledge access server **26** matches the term against both the public and private portions of all user profiles. If a high confidence, but private, match is found, the system cannot reveal the identity of the matched person to the inquirer and must therefore open a "case". The case places a notification in the profile "home" page of the target user and/or transmits an e-mail message with a link back to that page. The target user may then (via a browser):

1. See the identity of the inquirer and the basis of the match.
2. See comments added by the inquirer.
3. Deny the request, at which point the case is closed.
4. Put a block on any further matches from that person or based on that term.
5. Go into the profile and edit the term responsible for the match.
6. Indicate that the case is accepted and provide authorization to reveal the identity of the target to the inquirer.

From the perspective of the inquirer, private matches are initially returned with a match strength only and do not reveal the name of the person or document matched. The user can then initiate cases for any or all of these private matches, based on how urgently the information is needed, how good the matches were, and whether the public matches are sufficient. Each case gets an expiration date set by the inquirer and notification options regarding how the inquirer wants to be told about the disposition of the case. Open cases are summarized in the Web area for the inquirer, along with the date and query that generated the return values. If the target denies a case, that status is communicated to the user. The user has no option to send e-mail or otherwise further identify that person. If the target accepts the case, the identity of the target is communicated to the user by updating the case record and the case is closed. Case history retention options are a site administration option.

FIG. **3** is a block diagram illustrating the components that constitute the knowledge access server **26**. The knowledge access server **26** is shown to include a socket front-end **40** to facilitate communication with the web server interface application **34**. The knowledge access server **26** further includes a request handler **44**, a term extractor **46**, a knowledge repository **50** and a database interface **54** that function in a manner similar to that described above with reference to the knowledge gathering system **28**. The term extractor **46** includes comparison logic **51**, the functioning of which will be described below. The knowledge access server **26** functions primarily as an interface between knowledge users and the knowledge repository **50**. It provides services to the web server interface application **34**, which implements a number of user interfaces as described above for interacting with the knowledge repository **50**.

FIG. **4** is a block diagram illustrating the components that constitute the knowledge converter **24**. The knowledge converter **24** is shown to include a term extractor **46** that is fed from an array of format converters **60**. The knowledge converter **24** is able to access the knowledge repository **50**, and to import data from other knowledge systems, or export knowledge to other knowledge systems, via each of the format converters **60**.

Returning to FIG. **1**, the knowledge access server **26** implements the interface to the knowledge repository **50** and

the knowledge site management server **27** is shown to access the knowledge repository **50** via the knowledge access server **26**. FIGS. **3** and **4** illustrate data for the knowledge repository **50** as residing in databases **56**A and **56**B. The databases **56**A and **56**B are built on a general database interface **54** and provide persistent storage for the core system classes referred to above. In one exemplary embodiment of the present invention, the user database and the repository databases are implemented utilizing the Microsoft SQL server, developed by Microsoft Corp. of Redmond Wash., to provide default storage management services for the system. However, programming may be done at a more general level to allow for substitution of other production class relational database management systems, such as those developed by Sybase, Oracle or Informix.

Client Side Architecture

FIG. **5** is a diagrammatic representation of a client, according to an exemplary embodiment of the present invention, in the form of an e-mail client **18**. It will be appreciated that the e-mail client **18** may be any commercially available e-mail client, such as a Microsoft Exchange, Outlook Express Outlook 97/98 or Lotus Notes client. The e-mail client **18** includes modifications or additions, in the form of the extensions **19**, to the standard e-mail client to provide additional functionality. Specifically, according to an exemplary embodiment of the present invention, three subsystems are included within the e-mail client extensions **19**, namely a user interface **80**, a profiling system **82**, and an addressing system **84**.

The profiling system **82** implements properties on an originated message, as well as menu and property sheet extensions at global and message levels for users to set and manipulate these new properties. More specifically, profiling system **82** provides a user with a number of additional options that determine how a message **85** propagated from the e-mail client **18** to the knowledge repository **50** will be processed and handled for the purposes of knowledge management. A number of the provided options are global, while others apply on a per-message basis. For example, according to one exemplary embodiment, the following per-message options (or flags) may be set by a user to define the properties of an e-mail message:

1. An "Ignore" flag **86** indicating the e-mail message should not be processed for these purposes of constructing or maintaining a user knowledge profile, and should not be stored.
2. A "Repository" parameter **88** indicating that the message may be processed for the purposes of constructing a knowledge profile and then stored in the repository **50** for subsequent access as a document by others. The "Repository" parameter **88** also indicates whether the document (as opposed to terms therein) is to be stored in a private or public portion of the repository **50**.

A number of global message options may also be made available to a user for selection. For example, an e-mail address (i.e., the KS mailbox **25** or the e-mail server **23**) for the knowledge server **22** may be enabled, so that the e-mail message is propagated to the server **22**.

Actual implementation and presentation of the above per-message and global options to the user may be done by the addition of a companion application or set of software modules which interact with API's provided by e-mail clients, or modules which modify the e-mail client itself, which are available during message composition. If the user activates the Ignore flag **86**, the profiling system **82** will not make any modifications to the message and no copy of the message will be sent to the knowledge gathering system **28** via the KS mailbox **25**. Otherwise, per-message options, once obtained from the user, are encoded. Subsequently, when the user chooses to send the message **85** using the appropriate control on the particular e-mail client **18**, the e-mail address of the knowledge gathering server is appended to the blind copy list for the message. The profiling system **82** encrypts and encodes the following information into the message header, for transmission to and decoding by the knowledge gathering system **28**, in accordance with Internet specification RFC 1522:

1. The list of e-mail addresses in the "to:" and "cc:" lists;
2. Per-message options as appropriate; and
3. For those recipients suggested by the addressing system **84** (see below), a short list of topic identifiers including the primary topics found within the message and the primary topics found within the user profile that formed a basis of a match.
4. Security information to validate the message as authentic.

When the message **85** is sent over the normal e-mail transport, the following events occur:

1. Recipients on the "to:" and "cc:" lists will receive a normal message with an extra header containing the encoded and encrypted options. This header is normally not displayed by systems that read e-mail and can be ignored by recipients;
2. The recipients will not be aware that the knowledge gathering system has received a blind copy of the message; and
3. If the sender chooses to archive a copy of the message **85**, the e-mail address of the knowledge gathering system **28** will be retained in the "bcc" field as a reminder that the message was sent to the knowledge gathering server.

Further details concerning the addressing system **86** will be discussed below.

The Repository

FIG. **6** is a block diagram illustrating the structure of the repository **50**, according to one exemplary embodiment of the present invention, as constructed from data contained in the repository database **56**B, and the user database **56**A. The repository **50** is shown to include a number of tables, as constructed by a relational database management system (RDBMS). Specifically, the repository **50** includes a user table **90**, a term table **100**, a document table **106**, a user-term table **112**, a term-document table **120** and a user-document table **130**. The user table **90** stores information regarding users for whom knowledge profiles may be constructed, and includes an identifier column **92**, including unique keys for each entry or record within the table **90**. A name column **94** includes respective names for users for whom knowledge profiles are maintained within the repository **50**. A department column **96** contains a description of departments within an organization to which each of the users may be assigned, and an e-mail column **98** stores respective e-mail addresses for the users. It will be appreciated that the illustrated columns are merely exemplary, and a number of other columns, storing further information regarding users, may be included within the user table **90**.

The term table **100** maintains a respective record for each term that is identified by the term extractor **46** within an electronic document, and that is included within the reposi-

tory **50**. The term table **100** is shown to include an identifier column **102**, that stores a unique key for each term record, and a term column **104** within which the actual extracted and identified terms are stored. Again, a number of further columns may optionally be included within the term table **100**. The document table **106** maintains a respective record for each document that is processed by the term extractor **46** for the purposes of extracting terms therefrom. The document table **106** is shown to include an identifier column **108**, that stores a unique key for each document record, and a document name column **110**, that stores an appropriate name for each document analyzed by the term extractor **46**.

The user-term table **112** links terms to users, and includes at least two columns, namely a user identifier column **114**, storing keys identifying users, and a term identifier column **116**, storing keys identifying terms. The user-term table **112** provides a many-to-many mapping of users to terms. For example, multiple users may be associated with a single term, and a single user may similarly be associated with multiple terms. The table **112** further includes a confidence level column **118**, which stores respective confidence level values, calculated in the manner described below, for each user-term pair. The confidence level value for each user-term pair provides an indication of how strongly the relevant term is coupled to the user, and how pertinent the term is in describing, for example, the knowledge base of the relevant user.

The term-document table **120** links terms to documents, and provides a record of which terms occurred within which document. Specifically, the term-document table **120** includes a term identifier column **122**, storing keys terms, and a document identifier column **124**, storing keys for documents. The table **120** further includes an adjusted count column **126**, which stores values indicative of the number of occurrences of a term within a document, adjusted in the manner described below. For example, the first record within the table **120** records that the term "network" occurred within the document "e-mail 1" 2.8 times, according to the adjusted count.

The user-document table **130** links documents to users, and includes at least two columns, namely a user identifier column **132**, storing keys identifying users, and a document identifier column **134**, storing keys identifying various documents. For example, the first record within the exemplary user-document table **130** indicates that the user "Joe" is associated with the document "e-mail 1". This association may be based upon the user being the author or recipient of the relevant document.

Identification of Knowledge Terms and the Calculation of Associated Confidence Level Values

FIG. **7** is a flow chart illustrating a method **140**, according to an exemplary embodiment of the present invention, of constructing a user knowledge profile. FIG. **7** illustrates broad steps that are described in further detail with reference to subsequent flow charts and drawings. The method **140** commences at block **142**, and proceeds to decision box **144**, wherein a determination is made as to whether an electronic document, for example in the form of an e-mail propagated from an e-mail client **18**, is indicated as being a private document. This determination may be made at the e-mail client **18** itself, at the e-mail server **23**, or even within the knowledge site management server **27**. This determination may furthermore be made by ascertaining whether the Ignore flag **86**, incorporated within an e-mail message **85**, is set to indicate the e-mail message **85** as private. As discussed above, the Ignore flag **86** may be set at a users discretion utilizing the profiling system **82**, accessed via the user interface **80** within the extensions **19** to the e-mail client **18**. In the event that the electronic document is determined to be private, the method **140** terminates at block **146**, and no further processing of the electronic document occurs. Alternatively, the method **140** proceeds to block **148**, where confidence level values are assigned to various terms within the electronic document. At block **150**, a user knowledge profile is constructed utilizing the terms within the electronic document to which confidence level values were assigned at block **148**. The method **140** then terminates at block **146**.

FIG. **8** is a flow chart illustrating a high-level method **148**, according to an exemplary embodiment of the present invention, by which terms may be extracted from an electronic document, and by which confidence level values may be assigned such terms. The method **148** comprises two primary operations, namely a term extraction operation indicated at **152**, and a confidence level value assigning operation, indicated at a **154**. The method **148** implements one methodology by which the block **148** shown in FIG. **7** may be accomplished. The method **148** begins at block **160**, and then proceeds to block **162**, where an electronic document, such as for example an e-mail, a database query, a HTML document and or a database query, is received at the knowledge site management server **27** via the mail system interface **42**. For the purposes of explanation, the present example will assume that an e-mail message, addressed to the KS mailbox **25**, is received at the knowledge site management server **27** via the mail system interface **42**, from the e-mail server **23**. At block **164**, terms and associated information are extracted from the electronic document. Specifically, the e-mail message is propagated from the mail system interface **42** to the term extractor **46**, which then extracts terms in the form of, for example, grammar terms, noun phrases, word collections or single words from the e-mail message. The term extractor **46** may further parse a header portion of the e-mail to extract information therefrom that is required for the maintenance of both the repository and user databases **56**B and **56**A. For example, the term extractor **46** will identify the date of transmission of the e-mail, and all addressees. The term extractor **46** will additionally determine further information regarding the electronic document and terms therein. For example, the term extractor **46** will determine the total number of words comprising the electronic document, the density of recurring words within the document, the length of each term (i.e., the number of words that constitute the term), the part of speech that each word within the document constitutes, and a word type (e.g., whether the word is a lexicon term). To this end, the term extractor **46** is shown in FIG. **2** to have access to a database **49** of lexicon terms, which may identify both universal lexicon terms and environment lexicon terms specific to an environment within which the knowledge site management server **27** is being employed. For example, within a manufacturing environment, the collection of environment lexicon terms will clearly differ from the lexicon terms within an accounting environment.

Following the actual term extraction, a first relevancy indicator in the form of an adjusted count value is calculated for each term within the context of the electronic document at block **168**. At block **170**, a second relevancy indicator in the form of a confidence level is calculated for each term within the context of multiple electronic documents associated with a particular user. Further details regarding blocks **168** and **170** are provided below. The method **148** then terminates at block **172**.

FIG. **9**A is a flow chart illustrating a method **154**, according to an exemplary embodiment of the present invention, of determining a confidence level for a term extracted from an electronic document. Following the commencement block **180**, a term and associated information is received at the confidence logic **45**, included within the term extractor **46**. While the confidence logic **45** is shown to be embodied in the term extractor **46** in FIG. **2**, it will be appreciated that the confidence logic **45** may exist independently and separately of the term extractor **46**. In one embodiment, the associated information includes the following parameters:

1. A count value indicating the number of occurrences of the term within a single electronic document under consideration;
2. A density value, expressed as a percentage, indicating the number of occurrences of the term relative to the total number of terms within the electronic document;
3. A length of value indicating the total number of words included within the relevant term;
4. A Part of Speech indication indicating the parts of speech that words included within the term comprise (e.g., nouns, verbs, adjectives, or adverbs); and
5. A Type indication indicating whether the term comprises a universal lexicon term, an environment lexicon term, or is of unknown grammatical structure.

At block **184**, a "binding strength", indicative of how closely the term is coupled to the electronic document under consideration, is determined. While this determination may be made in any number of ways, FIG. **10** shows an exemplary term-document binding table **200**, utilizing which a class may be assigned to each of the extracted terms. Specifically, the term-document binding table **200** is shown to include three columns, namely a "number of occurrences" column **202**, a density column **204**, and an assigned class column **206**. A term having a density value of greater than four percent, for example, is identified as falling in the "A" class, a term having a density of between two and four percent is identified as falling in the "B" class, a term having a density of between one and two percent is identified as falling in the "C" class, while a term having a density of between 0.5 and one percent is identified as falling in the "D class. For the terms having a density of above 0.5 percent, the density value is utilized to assign a class. For terms which have a density value less than 0.5 percent, the count value is utilized for this purpose. Specifically, a term having a count value of greater than 3 is assigned to the "E" class, and a term having a count value of between 1 and 3 is assigned to the "F" class. Accordingly, the assigned class is indicative of the "binding strength" with which the term is associated with or coupled to the electronic document under consideration.

At block **186**, a characteristic (or qualitative) indicator in the form of a term weight value is determined, based on characteristics qualities of the term such as those represented by the Type and Part of Speech indications discussed above. While this determination may again be made in any number of ways, FIG. **11** shows an exemplary weight table **210**, utilizing which a weight value may be assigned to each of the extracted terms. Specifically, the weight table **210** is shown to include four columns, namely a weight column **212**, a type column **214**, a length column **216** and a Part of Speech column **218**. By identifying an appropriate combination of type, length and Part of Speech indications, an appropriate term weight value is assigned to each term. In the type column **214**, a type "P" indication identifies an environment lexicon term, a type "L" indication identifies a universal lexicon term, and a type "U" indication identifies a term of unknown grammatical structure for a given length. The entries within the length column **216** indicate the number of words included within the term. The entries within the Part of Speech column **218** indicate the parts of speech that the words within a term comprise. The "A" indication identifies the adjectives, the "V" indication identifies a verb, the "N" indication identifies a noun, and the "X" indication identifies an unknown part of speech. By mapping a specific term to an appropriate entry within the weight table **210**, an appropriate term weight value, as indicated in the weight column **212**, may be assigned to the term.

At block **188**, a relevancy quantitative indicator in the form of an adjusted count value for each term, is calculated, this adjusted count value being derived from the binding strength and term weight values calculated at blocks **184** and **186**. While this determination may again be made in any number of ways, FIG. **12** shows an exemplary occurrence factor table **220**, utilizing which an adjusted count value for the relevant term may be determined. The occurrence factor table **220** is shown to include values for various binding strength/term weight value combinations. The adjusted count value is indicative of the importance or relevance of term within a single, given document, and does not consider the importance or relevance of the term in view of any occurrences of the term in other electronic documents that may be associated with a particular user.

At block **190**, a determination is made as to whether any adjusted count values exists for the relevant term as a result of the occurrence of the term in previously received and analyzed documents. If so, the adjusted count values for occurrences of the term in all such previous documents are summed.

At block **192**, an initial confidence level values for the term is then determined based on the summed adjusted counts and the term weight, as determined above with reference to the weight table **210** shown in FIG. **11**. To this end, FIG. **13** illustrates a confidence level table **230**, which includes various initial confidence level values for various summed adjusted count/weight value combinations that may have been determined for a term. For example, a term having a summed adjusted count of 0.125, and a weight value of 300, may be allocated an initial confidence level value of 11.5. Following the determination of an initial confidence level value, confidence level values for various terms may be grouped into "classes", which still retain cardinal meaning, but which standardize the confidence levels into a finite number of "confidence bands". FIG. **14** illustrates a modified table **240**, derived from the confidence level table **230**, wherein the initial confidence levels assigned are either rounded up or rounded down to certain values. By grouping into classes by rounding, applications (like e-mail addressing), can make use of the classes without specific knowledge/dependence on the numerical values. These can then be tuned without impact to the applications. The modified confidence level values included within the table **240** may have significance in a number of applications. For example, users may request that terms with a confidence level of greater than 1000 automatically be published in a "public" portion of their user knowledge profile. Further, e-mail addressees for a particular e-mail may be suggested based on a match between a term in the e-mail and a term within the user knowledge profile having a confidence level value of greater than, merely for example, 600.

The method **154** then terminates at block **194**.

In a further embodiment of the present invention, the method **154**, illustrated in FIG. **9**A, may be supplemented by

a number of additional blocks **195**, as illustrated in FIG. **9**B, by which a "document weight" value is assigned to a document based on addressee information associated with the document. The document weight value may be utilized in any one of the blocks **182–192** illustrated in FIG. **9**A, for example, as a multiplying factor to calculate a confidence level value for a term. In one exemplary embodiment, the binding strength value, as determined at block **184**, may be multiplied by the document weight value. In another exemplary embodiment, the term weight value, as determined at block **186**, may be multiplied by the document weight value.

The document weight value may be calculated by the confidence logic **45** within the term extractor **46**. Referring to FIG. **9**B, at block **196**, the confidence logic **45** identifies the actual addressee information. To this end, the term extractor **46** may include a header parser (not shown) that extracts and identifies the relevant addressee information. At block **197**, the confidence logic **45** then accesses a directory structure that may be maintained by an external communication program for the purposes of determining the level of seniority within an organization of the addressees associated with the document. In one exemplary embodiment of the invention, the directory structure may be a Lightweight Directory Access Protocol (LDAP) directory maintained by a groupware server, such as Microsoft Exchange or Lotus Notes. At block **198**, a cumulative seniority level for the various addressees is determined by summing seniority values for each of the addressees. At block **199**, the summed seniority value is scaled to generate the document weight value. In this embodiment, the cumulative or summed seniority level of the various addressees comprises an "average" seniority value that is used for the purpose of calculating the document weight term. Alternatively, instead of summing in the seniority values at block **198**, a "peak" seniority value (i.e., a seniority value based on the seniority level of the most senior addressee) may be identified and scaled at block **199** to generate the document weight value.

In alternative embodiments, the addressee information may be utilized in a different manner to generate a document weight value. Specifically, a document weight value may be calculated based on the number of addressees, with a higher number of addressees resulting in a greater document weight value. Similarly, a document weight value may be calculated based on the number of addressees who are included within a specific organizational boundary (e.g., a specific department or division). For example, an e-mail message addressed primarily to an executive group may be assigned a greater document weight value than an e-mail message addressed primarily to a group of subordinates. Further, the document weight value may also be calculated using any combination of the above discussed addressee information characteristics. For example, the document weight value could be calculated using both addressee seniority and addressee number information.

Construction of a User Knowledge Profile

FIG. **15**A is a flow chart illustrating a method **250**, according to one exemplary embodiment of the present invention, of constructing a user profile that includes first and second portions that may conveniently be identified as "private" and "public" portions. Specifically, unrestricted access to the "public" portion of the user knowledge profile may be provided to other users, while restricted access to the "private" portion may be facilitated. For example, unrestricted access may encompass allowing a user to review details concerning a user knowledge profile, and the target user, responsive to a specific request and without specific authorization from the target user. Restricted access, on the other hand, may require specific authorization by the target user for the provision of information concerning the user knowledge profile, and the target user, in response to a specific request. The method **250** commences at block **252**, and then proceeds to block **254**, where a determination is made regarding the confidence level value assigned to a term, for example using the method **154** described above with reference to FIG. **9**A. Having determined the confidence-level value, the method **250** proceeds to block **256**, where a threshold value is. determined. The threshold value may either be a default value, or a user specified value, and is utilized to ascertain the value of the relevant term. For example, users may set the threshold through the browser interface as a fundamental configuration for their profile. If set low, the user profile will be aggressively built. If set high, only terms with a high level of confidence will be included in the knowledge profile. Users can also elect to bypass the threshold publishing concept altogether, manually reviewing each term that crosses the threshold (via the notification manager) and then decide whether to publish. At decision box **258**, a determination is made as to whether the confidence level value for the term is less than the threshold value. If so, this may be indicative of a degree of uncertainty regarding the term as being an accurate descriptor of a user's knowledge. Accordingly, at block **260**, the relevant term is rejected for inclusion within the user knowledge profile. Alternatively, should the confidence level value be greater than the threshold value, this may be indicative of a greater degree of certainty regarding the term as an accurate descriptor of a user's knowledge, and the relevant term is then stored, as a default condition, in the "private" portion of the user's knowledge profile at block **262**. The allocation of the term to the private portion is made pending user-review and possible elevation to the public portion, should the user wish to provide a public view of this term. The method **150** then terminates at block **264**.

FIG. **16**A shows an exemplary user-term table **112**, constructed according to the method **250** illustrated in FIG. **15**A. Specifically, the table **112** is shown to include a first user knowledge profile **270** and a second user knowledge profile **280**. The first user knowledge profile **270** is shown to include a "public" portion **272**, and a "private" portion **274**, the terms within the "private" portion **274** having an assigned confidence level value (as indicated in the confidence level column **118**) below a threshold value of **300**. The second user knowledge profile **280** similarly has a "public" portion **282** and a "private" portion **284**.

The exemplary user-term table **112** shown in FIG. **16**A comprises an embodiment of the table **112** in which the public and private portions are determined dynamically with reference to a confidence level value assigned to a particular user-term pairing. FIG. **16**B illustrates an alternative embodiment of the user-term table **112** that includes a "private flag" column **119**, within which a user-term pairing may be identified as being either public or private, and accordingly part of either the public or private portion of a specific user profile. While the state of a private flag associated with a particular user-term pairing may be determined exclusively by the confidence level associated with the pairing, in an alternative embodiment of the invention, the state of this flag may be set by other mechanisms. For example as described in further detail below with reference to FIG. **17**E, a user may be provided with the opportunity manually to modify the private or public designation of a term (i.e., move a term between the public and private portions of a user knowledge profile). A user may be

provided with an opportunity to modify the private or public designation of a term in response to a number of events. Merely for example, a user may be prompted to designate a term as public in response to a "hit" upon a term in the private portion during a query process, such as during an "expert-lookup" query or during an "addressee-lookup" query.

When storing the term in the user knowledge profile at either blocks **260** or **262**, the allocation of the term to the appropriate portion may be made by setting a flag, associated with the term, in the "private flag" column **119** within the user-term table **112**, as illustrated in FIG. **16**B. For example, a logical "1" entry within the "private flag" column **119** may identify the associated term as being in the "private" portion of the relevant user knowledge profile, while a logical "0" entry within the "private flag" column **119** may identify the associated term as being in the "public" portion of the relevant user knowledge profile.

FIG. **15**B illustrates an exemplary method **260**/**262**, according to one embodiment of the present invention, of storing a term in either a public or private portion of a user knowledge profile. Specifically, a respective term is, as a default condition, included in the private portion of a user knowledge profile and also added to a notification list at block **1264**, following the determination made at decision box **258**, as illustrated in FIG. **15**A. In one embodiment, as a default operation, private flags within the "private flag" column **119** of the user-term table **112** are set to a logical one (1) to indicate that the terms are included in the private portion of the user knowledge profile. The addition of the respective terms to the private portion of a user knowledge profile as a default condition insures that the relevant user retains control of terms that are published by the public portion of the user knowledge profile. The notification list may accordingly include terms that have been newly-added to the private portion of the user knowledge profile.

At decision box **1268**, a determination is made as to whether a predetermined number of terms have been accumulated within the notification list, or whether a predetermined time period has passed. If these conditions are not met, the method waits for additional terms to be added to the notification list, or for further time to pass, at block **1266**, before looping back to the block **1264**. On the other hand, should a condition within the decision box **1268** have been met, the method proceeds to block **1270**, where the notification list, which includes a predetermined number of terms that are to be added to the private portion of the user knowledge profile, is displayed to a user. The notification list may be provided to the user in the form of an e-mail message, or alternatively the user may be directed to a web site (e.g., by a URL included within e-mail message) that displays the notification list. In yet a further embodiment, the notification list may be displayed on a web or intranet page that is frequently accessed by the user, such as a home page. At block **1272**, the user then selects terms that are to be included in the public portion of the user knowledge profile. For example, the user may select appropriate radio buttons (or check-boxes) displayed alongside the various terms within the notification list to identify terms to be included in the public portion of the user knowledge profile. At block **1274**, private flags, such as those contained within the "private flag" column **119** of the user-term table **112** as shown in FIG. **16**B, are set to a logical zero "0" to indicate that the terms selected by the user are included within the public portion. It will of course appreciated that, for terms not selected by a user at block **1279**, the private flags remain set to a logical one (1) to indicate these terms as belonging to the private portion.

The above described method is advantageous in that a user is not required to remember routinely to update his or her user profile, but is instead periodically notified of terms that are candidates for inclusion within his or her user knowledge profile. Upon notification, the user may select terms for inclusion within the public portion of the user knowledge profile.

As such, the method may be viewed as a "push" model for profile maintenance.

Method of Accessing a User Knowledge Profile

While the above method **250** is described as being executed at the time of construction of a user knowledge profile, it will readily be appreciated that the method may be dynamically implemented as required and in response to a specific query, with a view to determining whether at least a portion of a user knowledge profile should be published, or remain private responsive to the relevant query. To this end, FIG. **17**A shows a flow chart illustrating a method **300**, according to one exemplary embodiment of the present invention, of facilitating access to a user knowledge profile. The method **300** commences at block **302**, and then proceeds to block **304**, where a threshold value is determined. At block **306**, a document term within an electronic document generated by a user (hereinafter referred to as a "query" user) is identified. Block **306** is performed by the term extractor **46** responsive, for example, to the receipt of an e-mail from the mail system interface **42** within the knowledge gathering system **28**. At block **308**, comparison logic **51** within the term extractor **46** identifies a knowledge term within the repository **50** corresponding to the document term identified at block **306**. The comparison logic **51** also determines a confidence level value for the identified knowledge term. At decision box **310**, the comparison logic **51** makes a determination as to whether the confidence level value for the knowledge term identified at block **308** is less than the threshold value identified at block **304**. If not (that is the confidence level value is greater than the threshold value) then a public profile process is executed at block **312**. Alternatively, a private profile process is executed at block **314** if the confidence level value falls below the threshold value. The method **300** then terminates at block **316**.

FIG. **17**B shows a flowchart illustrating an alternative method **301**, according to an exemplary embodiment of the present invention, of facilitating access to a user knowledge profile. The method **301** commences at block **302**, and then proceeds to block **306**, where a document term within an electronic document generated by a user (i.e., the "query" user) is identified. The term extractor **46** performs block **306** responsive, for example, to the receipt of an e-mail message from the mail system interface **42** within the knowledge gathering system **28**. At block **308**, the comparison logic **51** within the term extractor **46** identifies a knowledge term within the knowledge repository **50** corresponding to the document term identified at block **306**. At decision box **311**, the comparison logic **51** then makes a determination as to whether a "private" flag for the knowledge term is set to indicate the relevant knowledge term as being either in the public or the private portion of a user knowledge profile. Specifically, the comparison logic **51** may examine the content of an entry in the private flag column **112** of a user-term table for a specific user-term pairing of which the knowledge term is a component. If the "private" flag for the knowledge term is set, thus indicating the knowledge term as being in the private portion of a user knowledge profile, the private profile process is executed at block **314**. Alternatively, the public profile process is executed at block **312**. The method **301** then terminates at block **316**.

FIG. **17**C shows a flow chart detailing a method **312**, according to an exemplary embodiment of the present invention, of performing the public profile process mentioned in FIGS. **17**A and **17**B. The method **312** commences at block **320**, and user information, the knowledge term corresponding to the document term, and the confidence level value assigned to the relevant knowledge term are retrieved at blocks **322**, **324**, and **326**. This information is then displayed to the query user at block **328**, whereafter the method **312** terminates at block **330**.

FIG. **17**D shows a flow chart detailing a method **314**, according to an exemplary embodiment of the present invention, of performing the private profile process mentioned in FIGS. **17**A and **17**B. The method **314** commences at block **340**, and proceeds to block **342**, where a user (herein after referred to as the "target" user) who is the owner of the knowledge profile against which the hit occurred is notified of the query hit. This notification may occur in any one of a number of ways, such as for example via an e-mail message. Such an e-mail message may further include a URL pointing to a network location at which further information regarding the query hit, as well as a number of target user options, may be presented. At block **346**, the reasons for the query hit are displayed to the target user. Such reasons may include, for example, matching, or similar, document and knowledge terms utilizing which the hit was identified and the confidence level value associated with the knowledge term. These reasons may furthermore be presented within the e-mail propagated at block **342**, or at the network location identified by the URL embedded within the e-mail. At block **348**, the target user then exercises a number of target user options. For example, the target user may elect to reject the hit, accept the hit, and/or modify his or her user knowledge profile in light of the hit. Specifically, the target user may wish to "move" certain terms between the public and private portions of the user knowledge profile. Further, the user may optionally delete certain terms from the user knowledge profile in order to avoid any further occurrences of hits on such terms. These target user options may furthermore be exercised via a HTML document at the network location identified by the URL. At decision box **350**, a determination is made as to whether the user elected to modify the user knowledge profile. If so, a profile modification process, which is described below with reference to FIG. **17**E, is executed at block **352**. Otherwise, a determination is made at decision box **354** as to whether the target user rejected the hit. If so, the hit is de-registered at block **356**. Alternatively, if the target user accepted the hit, the public profile process described above with reference to FIG. **17**C is executed at block **358**. The method **314** then terminates at block **360**.

FIG. **17**E is a flowchart illustrating a method **352**, according to an exemplary embodiment of the present invention, for implementing the profile modification process illustrated at block **352** in FIG. **17**D. The method **352** commences at block **362**, and then proceeds to display block **364**, where the target user is prompted to (1) move a term, on which a "hit" has occurred, between the private and public portions of his or her user knowledge profile, or to (2) delete the relevant term from his or her user knowledge profile. Specifically, the target user may be presented with a user dialog, a HTML-enriched e-mail message, or a Web page, listing the various terms upon which hits occurred as a result of an inquiry, besides which appropriate buttons are displayed that allow the user to designate the term either to the included in the public or private portion of his or her user knowledge profile, or that allow the user to mark the relevant term for deletion from the user knowledge profile. At input block **366**, the target user makes selections regarding the terms in the matter described above. At decision box **368**, a determination is made as to whether the user selected terms for transfer between the public and private portions of the user profile, or for inclusion within the user profile. If so, the method **352** proceeds to block **370**, wherein the appropriate terms are designated as being either public or private, in accordance with the user selection, by setting appropriate values in the "private flag" column **119** within the user-term table, as illustrated in FIG. **16**B. Thereafter, the method proceeds to decision box **372**, wherein a determination is made as to whether the user has elected to delete any of the terms presented at block **364**. If so, the relevant terms are deleted from the user knowledge profile at block **374**. The method is then terminates at block **378**.

The methodologies described above with reference to FIGS. **15** through **17**E are advantageous in that, where the confidence level of a term falls below a predetermined threshold, the owner of the user knowledge profile may elect to be involved in the process of determining whether a query hit is accurate or inaccurate. The owner of the user knowledge profile is also afforded the opportunity to update and modify his or her knowledge profile as and when needed. Further, the owner of the user knowledge profile is only engaged in the process for hits below a predetermined certainty level and on a public portion of the knowledge profile. Matches between document terms and knowledge terms in the public portion are automatically processed, without any manual involvement.

Method for Addressing an Electronic Document for Transmission Over a Network

Returning now briefly to FIG. **5**, the addressing system **84** within the e-mail client extensions **19** operates independently of the profiling system **82** to suggest potential recipients for an e-mail message based on the content thereof. The user interface **80** within the e-mail client extensions **19** may pop-up a window when the system determines such suggestion is possible, based on the length of a draft message being sent, or may present a command button labeled "Suggest Recipients". This button is user selectable to initiate a sequence of operations whereby the author of the e-mail is presented with a list of potential recipients who may be interested in receiving the e-mail based on predetermined criteria, such as a match between the content of the e-mail and a user profile, or a commonality with a confirmed addressee.

FIG. **18**A is a flow chart illustrating a method **400**, according to an exemplary embodiment of the present invention, of addressing an electronic document, such as an e-mail, for transmission over a network, such as the Internet or an Intranet. The method **400** commences at block **402**, and then proceeds to block **401**, where a determination is made as to whether the body of the draft message exceeds a predetermined length (or number of words). If so, content of the electronic document (e.g., an e-mail message body) is transmitted to the knowledge access server **26** via the web server **20** at block **404**. Specifically, a socket connection is open between the e-mail client **18** and the web server **20**, and the content of the message body, which may still be in draft form, is transmitted using the Hypertext Transfer Protocol (HTTP) via the web server **20** to the knowledge access server **26**. At block **406**, the knowledge access server **26** processes the message body, as will be described in further detail below. At block **408**, the knowledge access server **26** transmits a potential or proposed recipient list and associated

information to the addressing system **84** of the e-mail client **18**. Specifically, the information transmitted to the e-mail client **18** may include the following:

1. A list of user names, as listed within column **94** of the user table **90**, as well as corresponding e-mail addresses, as listed within the column **98** of the user table **90**;
2. A list of term identifiers, as listed in column **116** of the user-term table **112**, that were located within the "public" portion of a user knowledge profile that formed the basis for a match between document terms within the message body and knowledge terms within the user knowledge profile; and
3. A "matching metric" for each user included in the list of user names (1). Each "matching metric" comprises the sum of the confidence level values, each multiplied by the weighted occurrences of the term within the message body, for the terms identified by the list of term identifiers (2) and associated with the relevant user. This "matching metric" is indicative of the strength of the recommendation by the knowledge access server **26** that the relevant user (i.e., potential recipient) be included within the list of confirmed addressees.

At block **410**, the author of the electronic document is presented with a list of potential recipients by the e-mail client **18**, and specifically by the addressing system **84** via a user dialog **440** as shown in FIG. **18**D. FIG. **18**D groups matching levels into matching classes each characterized by a visual representation (icon).

The user dialog **440** shown in FIG. **18**D presents the list of potential recipients in a "potential recipients" scrolling window **442**, wherein the names of potential recipients are grouped into levels or ranked classes according to the strength of the matching metric. An icon is also associated with each user name, and provides an indication of the strength of the recommendation of the relevant potential recipients. Merely for example, a fully shaded circle may indicate a high recommendation, with various degrees of "blackening" or darkening of a circle indicating lesser degrees of recommendation. A "rejection" icon may be associated with an actual recipient, and an example of such a "rejection" icon is indicated at **441**. The "rejection" icon indicates a negative recommendation on an actual recipient supplied by the author of the message, and may be provided in response to a user manually modifying his or her profile to designate certain terms therein as generating such a "rejection" status for a recipient against which a hit occurs.

The user dialog **440** also presents a list of actual (or confirmed) recipients in three windows, namely a "to:" window **442**, a "cc:" window **444** and a "bcc:" window **446**. An inquiring user may move recipients between the potential recipients list and the actual recipients lists utilizing the "Add" and "Remove" buttons indicated at **450**. The user dialog **440** also includes an array of "select" buttons **452**, utilizing which a user can determine the recommendation group to be displayed within the scrolling window **442**. The user dialog **440** finally also includes "Explained Match" and "More" buttons **454** and **456**, the purposes of which is elaborated upon below. As shown in FIG. **18**D, the author user may select an "Explain" function for any of the proposed recipients utilizing the "Explain Match" button **454**. If it is determined at decision box **412** that this "Explain" function has been selected, the method **400** branches to block **414**, as illustrated in FIG. **18**B. Specifically, at block **414**, the addressing system **84** propagates a further "Explain" query to the knowledge access server **26** utilizing HTTP, and opens a browser window within which to display the results of the query. At block **416**, the knowledge access server **26** retrieves the terms (i.e., the knowledge terms) that constituted the basis for the match, as well as associated confidence level values. This information is retrieved from the public portion of the relevant user knowledge profile in the knowledge repository **50**. At block **418**, the information retrieved at block **416** is propagated to the client **18** from the knowledge access server **26** via the web server **20**. The information is then displayed within the browser window opened by the e-mail client **18** at block **414**. Accordingly, the author user is thus able to ascertain the reason for the proposal of a potential recipient by the addressing system **84**, and to make a more informed decision as to whether the proposed recipient should be included within the actual recipients (confirmed addressee) list.

The user also has the option of initiating a "More" function by selecting the "More" button **456** on the user dialog **440**, this function serving to provide the user with additional proposed recipients. Accordingly, a determination is made at block **422** as to whether the "More" function has been selected by the author user. If so, the method **400** branches to block **424** as shown in FIG. **18**C, where the client **18** propagates a "More" request to the knowledge access server **20** in the same manner as the "Explain" query was propagated to the knowledge access server at block **414**. At block **46**, the knowledge access server **26** identifies further potential recipients, for example, by using a threshold value for the "matching metric" that is lower than a threshold value utilized as a cutoff during the initial information retrieval operation performed at blocks **406** and **408**. At block **428**, the knowledge access server **26** then transmits the list of further potential recipients, and associated information, to the e-mail client **18**. At block **430**, the list of additional potential recipients is presented to the author user for selection in descending order according to the "matching metric" associated with each of the potential recipients.

At block **432**, the user then adds at his or her option, or deletes selected potential or "rejected" recipients to the list of actual recipients identified in "to:", "cc:" or "bcc:" lists of the e-mail, thus altering the status of the potential recipients to actual recipients. At block **434**, the e-mail message is then transmitted to the confirmed addressees.

If the user profile includes a "rejection" status on a term (something a user can do through manual modification of the profile), then a special symbol, such as that indicated **441** in FIG. **18**D, may be returned indicating a negative recommendation on a recipient supplied by the author of the message.

The exemplary method **400** discussed above is advantageous in that the knowledge access server **26** automatically provides the author user with a list of potential addressees, based on a matching between document terms identified within the message body of an e-mail and knowledge terms included within user profiles.

Case Control

FIG. **19** is a flow chart illustrating a method **500**, according to one exemplary embodiment of the present invention, of managing user authorization to publish, or permit access to, a user knowledge profile. The method **500** is executed by the case controller **45**A that tracks open "cases" and initiates notification to users concerning the status of such cases. For the purposes of the present specification, the term "case" may be taken to refer to a user authorization process for publication of, or access to, a user knowledge profile. The method **500** commences at block **502**, and then proceeds to

block **504**, where a match is detected with a private portion of a user knowledge profile. At block **504**, the case controller **45**A then opens a case, and notifies the target user at block **506** concerning the "hits" or matches between a document (or query) term and a knowledge term in a knowledge user profile. This notification may be by way of an e-mail message, or by way of publication of information on a Web page accessed by the user. At block **508**, the case controller **45**A determines whether an expiration date, by which the target user is required to respond to the hit, has been reached or in fact passed. If the expiration date has passed, the case controller **45**A closes the case and the method **500** terminates. Alternatively, a determination is made at decision box **510** as to whether the target user has responded to the notification by authorizing publication of, or access to, his or her user knowledge profile based on the hit on the private portion thereof. If the target user has not authorized such action (i.e., declined authorization), an inquiring user (e.g., the author user of an e-mail or a user performing a manual database search to locate an expert) is notified of the decline at block **512**. Alternatively, should the target user have authorized publication or access, the inquiring user is similarly notified of the authorization at block **514**. The notification of the inquiring user at blocks **512** or **514** may be performed by transmitting an e-mail to the inquiring user, or by providing a suitable indication on a web page (e.g., a home page or search/query web page) accessed by the inquiring user. At block **516**, the appropriate portions of the user profile pertaining to the target user are published to the inquiring user, or the inquiring user is otherwise permitted access to the user profile. At block **518**, the case controller **45**A then closes the case, whereafter the method terminates.

Supplemental Method of Identifying Confidence Value

FIGS. **7–9** describe an exemplary method **140** of identifying knowledge terms and calculating associated confidence level values. A supplemental method **550**, according to an exemplary embodiment of the present invention, of assigning a confidence value to a term will now be described with reference to FIGS. **20–22**. The supplemental method **550** seeks to compensate for a low confidence level value which may be associated with the term as a result of the term not appearing in any recent documents associated with a user. It will be appreciated that by calculating a confidence level value utilizing the method illustrated in FIG. **9**, aged terms (i.e., terms which have not appeared in recent documents) may be attributed a low confidence level value even though they may be highly descriptive of a specialization or knowledge of a user. The situation may occur where a user is particularly active with respect to a particular topic for a short period of time, and then re-focuses attention on another topic. Over time the methodology illustrated in FIG. **9** may too rapidly lower the confidence level values associated with terms indicating user knowledge.

Referring to FIG. **20**, there is illustrated the exemplary method **550** of assigning a confidence value to a term. The method **550** commences at block **552**, whereafter an initial confidence memory value (as distinct from a confidence level value) is assigned a zero (0) value. At block **556**, a confidence level value for a term is calculated utilizing, for example, the method **154** illustrates in FIG. **9**. However, this confidence level value is only calculated for occurrences of the relevant term within a particular time or document window. For example, in summing the adjusted count values at block **190** within the method **154**, the adjusted count values for only documents received within a predetermined time (e.g., the past 30 days), or only for a predetermined number of documents (e.g., the last 30 documents) are utilized to calculate the summed adjusted count value. It will be appreciated that by discarding documents, which occurred before the time or document window, the effect on the confidence level values for aged terms by the absence of such aged terms within recent documents may be reduced.

At decision box **558**, a determination is then made as to whether a newly calculated confidence level value for a term is greater than a previously recorded confidence memory value, or alternatively greater than a predetermined site-wide or system-wide threshold value. If the confidence level value is determined to be greater than the confidence memory value (or the threshold value), the confidence memory value is then made equal to the confidence level value by overwriting the previous confidence memory value with the newly calculated confidence level value. In this way, it is ensured that the confidence level value does not exceed the confidence memory value.

FIG. **22** is an exemplary user-term table **112**, according to one embodiment of the present invention, that is shown to include a confidence level column **118**, a confidence memory value column **121**, and a time stamp column **123**. The table **122** records a confidence level value and a confidence memory value for each user-term pairing within the table **112**, and it is to this table that the confidence level values and the confidence memory values are written by the method **550**. The time stamp column **123** records a date and time stamp value indicative of the date and time at which the corresponding confidence memory value was last updated. This value will accordingly be updated upon the overwriting of the confidence memory value at block **560**.

Should the confidence level value not exceed the confidence memory value or the threshold value, as determined at decision box **558**, the method **550** then proceeds to decision box **562**, where a further determination is made as to whether another time or document window, associated with a block of decaying the confidence memory value, has expired. If not, the confidence memory value is left unchanged at block **564**. Alternatively, if the time or document window associated with the decay block has expired, the confidence memory value is decayed by a predetermined value or percentage at block **566**. For example, the confidence memory value may be decayed by five (5) percent per month. The time stamp value may be utilized to determine the window associated with the decay block. The time stamp value associated with the decayed confidence memory value is also updated at block **566**. The method **550** then terminates at block **568**.

FIG. **21** is a flowchart illustrating an exemplary method **570**, according to one embodiment of the present invention, of determining or identifying a confidence value (e.g., either a confidence level value or a confidence memory value) for a term. The method **570** may be executed in performance of any of the blocks described in the preceding flow charts that require the identification of a confidence level value for a term in response to a hit on the term by a document term (e.g., in an electronic document or other query). The method **570** commences at block **572**, and proceeds to block **574**, where a confidence level value for a term within a user profile is identified. For example, the confidence level value may be identified within be user-term table **112** illustrated in FIG. **22**. At block **576**, a confidence memory value for the term may then also be identified, again by referencing the user-term table **112** illustrated in FIG. **22**. At decision box **578**, a determination is then made as to whether the confidence level value is greater than the confidence memory

value. If the confidence level value is greater than the confidence memory value, the confidence level value is returned, at block **580**, as the confidence value. Alternatively, should the confidence memory value be greater than the confidence level value, the confidence memory value is returned, at block **582**, as the confidence value. The method **570** then terminates at block **584**.

Accordingly, by controlling the rate at which a confidence value for a term is lowered or decayed, the present invention seeks to prevent having a potentially relevant term ignored or overlooked.

Computer System

FIG. **23** is a diagrammatic representation of a machine in the form of computer system **600** within which software, in the form of a series of machine-readable instructions, for performing any one of the methods discussed above may be executed. The computer system **600** includes a processor **602**, a main memory **603** and a static memory **604**, which communicate via a bus **606**. The computer system **600** is further shown to include a video display unit **608** (e.g., a liquid crystal display (LCD) or a cathode ray tube (CRT)). The computer system **600** also includes an alphanumeric input device **610** (e.g., a keyboard), a cursor control device **612** (e.g., a mouse), a disk drive unit **614**, a signal generation device **616** (e.g., a speaker) and a network interface device **618**. The disk drive unit **614** accommodates a machine-readable medium **615** on which software **620** embodying any one of the methods described above is stored. The software **620** is shown to also reside, completely or at least partially, within the main memory **603** and/or within the processor **602**. The software **620** may furthermore be transmitted or received by the network interface device **618**. For the purposes of the present specification, the term "machine-readable medium" shall be taken to include any medium that is capable of storing or encoding a sequence of instructions for execution by a machine, such as the computer system **600**, and that causes the machine to performing the methods of the present invention. The term "machine-readable medium" shall be taken to include, but not be limited to, solid-state memories, optical and magnetic disks, and carrier wave signals.

Thus, a method and apparatus for constructing and maintaining a user knowledge profile have been described. Although the present invention has been described with reference to specific exemplary embodiments, it will be evident that various modifications and changes may be made to these embodiments without departing from the broader spirit and scope of the invention. Accordingly, the specification and drawings are to be regarded in an illustrative rather than a restrictive sense.

What is claimed is:

1. A method of constructing an entity profile including first and second portions having different access restrictions, the method including:

automatically assigning a confidence level to content within an electronic document associated with a first entity, the content being potentially descriptive of the first entity;

if the confidence level assigned to the content is less than a predetermined threshold, then automatically rejecting the content for inclusion within the entity profile; and

if the confidence level assigned to the content exceeds the predetermined threshold, then automatically including content within the first portion of the entity profile, and automatically presenting the content to the first entity for authorization by the first entity for inclusion of the content within the second portion of the entity profile, wherein the first and second portions of the entity profile have different access restrictions with respect to a second entity.

2. The method of claim **1** wherein the second portion of the entity profile has unrestricted access.

3. The method of claim **2** wherein the first portion of the entity profile has restricted access.

4. The method of claim **1** including designating the second portion of the entity profile as a public portion and designating the first portion of the entity profile as a private portion.

5. The method of claim **1** including determining whether the electronic document is indicated as being for use in construction of the entity profile.

6. The method of claim **5** wherein the determining comprises examining a flag associated with the electronic document, the flag marking the document as being for use in the construction of the entity profile or not.

7. The method of claim **5** wherein the determining comprises determining whether the electronic document is addressed to a construction entity that performs construction of the entity profile.

8. The method of claim **1** including determining whether the electronic document indicates an attachment as being for use in the construction of the entity profile or not.

9. The method of claim **1** wherein the automatic assigning of the confidence level comprises identifying a term within the content.

10. The method of claim **9** wherein the automatic assigning of the confidence level includes counting a number of words within the term.

11. The method of claim **9** wherein the automatic assigning of the confidence level includes identifying parts of speech comprising the term.

12. The method of claim **9** wherein the automatic assigning of the confidence level includes comparing the term to a collection of lexicon terms.

13. The method of claim **9** wherein the automatic assigning of the confidence level includes determining the frequency with which the term occurs within the electronic document associated with the first entity.

14. The method of claim **13** wherein the determining of the frequency comprises determining a percentage value indicating the frequency of occurrence of the term relative to a total number of terms within the electronic document associated with the first entity.

15. The method of claim **9** wherein the automatic assigning of the confidence level comprises determining the frequency with which the term occurs within a plurality of electronic documents associated with the first entity.

16. The method of claim **9** wherein the term comprises a grammar term, noun phrase or word.

17. The method of claim **1** wherein the automatic assigning of the confidence level includes analyzing addressee information associated with the electronic document.

18. The method of claim **17** wherein the analyzing of the addressee information includes identification of a level of seniority of an addressee of the electronic document.

19. The method of claim **17** wherein the analyzing of the addressee information includes determining an average level of seniority of all addressees of the electronic document.

20. The method of claim **17** wherein the analyzing of the addressee information includes determining a level of seniority of a most senior addressee of the electronic document.

21. The method of claim 18 including generating a document weight term utilizing the level of seniority of the addressee of the electronic document.

22. The method of claim 18 including identifying a count of a plurality of addresses of the electronic document.

23. The method of claim 22 including generating a document weight term utilizing the count of the plurality of addresses of the electronic document.

24. The method of claim 17 wherein the analyzing of the addressee information includes identification of an organizational group of at least one addressee of the electronic document.

25. The method of claim 24 including generating a document weight term utilizing the organizational group of the at least one addressee of the electronic document.

26. The method of claim 1 including automatically including the content within the second portion of the entity profile responsive to authorization by the first entity.

27. The method of claim 1 wherein the electronic document comprises an electronic mail message associated with the first entity.

28. The method of claim 1 wherein the electronic document comprises an electronic document attached to an electronic mail message associated with the first entity.

29. The method of claim 1 wherein the electronic document comprises a database inquiry associated with the first entity.

30. The method of claim 1 wherein the electronic document comprises any one of a group consisting of a profile document and a list of bookmarks, folders or directories.

31. A data processing system to construct an entity profile including first and second portions having different access restrictions, the system comprising:

confidence logic to examine an electronic document, associated with a first entity, and to assign a confidence level to content within the electronic document, the content being potentially descriptive of the first entity; and

a profiler, if the confidence level assigned to the content is less than a predetermined threshold, automatically to reject the content for inclusion within the entity profile and, if the confidence level assigned to the content exceeds the predetermined threshold, automatically to include the content within the first portion of the entity profile and automatically to present the content to the first entity for authorization by the first entity for inclusion of the content within the second portion of the entity profile,

wherein the first and second portions of the entity profile have different access restrictions with respect to a second entity.

32. The data processing system of claim 31 wherein the second portion of entity profile has unrestricted access.

33. The data processing system of claim 31 wherein the first portion of the entity profile has restricted access.

34. The data processing system of claim 31 including a client to propagate the electronic document to the confidence logic.

35. The data processing system of claim 31 wherein the client is an e-mail client program.

36. The apparatus of claim 31 wherein the confidence logic determines whether the electronic document is indicated as being for use in the construction of the entity profile.

37. The data processing system of claim 36 wherein the confidence logic examines a flag associated with the electronic document, the flag marking the electronic document as being for use in the construction of the entity profile or not.

38. The data processing system of claim 36 wherein the confidence logic determines whether the electronic document is addressed to a construction entity that performs construction of the entity profile.

39. The data processing system of claim 31 wherein the confidence logic determines whether the electronic document indicates an attachment as being for use in the construction of the entity profile or not.

40. The data processing system of claim 31 wherein the confidence logic identifies a term within the content.

41. The data processing system of claim 40 wherein the confidence logic counts a number of words within the term.

42. The data processing system of claim 40 wherein the confidence logic identifies parts of speech comprising the term.

43. The data processing system of claim 40 wherein the confidence logic compares the term to a collection of lexicon terms.

44. The data processing system of claim 40 wherein the confidence logic determines the frequency with which the term occurs within the electronic document associated with the first entity.

45. The data processing system of claim 44 wherein the confidence logic determines a percentage value indicating the frequency of occurrence of the term relative to a total number of terms within the electronic document.

46. The data processing system of claim 40 wherein the confidence logic determines the frequency with which the term occurs within a plurality of electronic documents associated with the first entity.

47. The data processing system of claim 40 wherein the term comprises a grammar term, noun phrase or word.

48. The data processing system of claim 31 wherein the confidence logic analyzes addressee information associated with the electronic document.

49. The data processing system of claim 48 wherein the confidence logic identifies a level of seniority of an addressee of the electronic document.

50. The data processing system of claim 48 wherein the confidence logic determines an average level of seniority of all addressees of the electronic document.

51. The data processing system of claim 48 wherein the confidence logic determines a level of seniority of a most senior addressee of the electronic document.

52. The data processing system of claim 48 wherein the confidence logic generates a document weight term utilizing the level of seniority of the addressee of the electronic document.

53. The data processing system of claim 31 wherein the confidence logic identifies the number of addressees of the electronic document.

54. The data processing system of claim 53 wherein the confidence logic generates a document weight term utilizing the number of addressees of the electronic document.

55. The data processing system of claim 31 wherein the confidence logic identifies an organizational group of at least one addressee of the electronic document.

56. The data processing system of claim 55 wherein the confidence logic generates a document weight term utilizing the organizational group of the at least one addressee of the electronic document.

57. The data processing system of claim 31 wherein the profiler automatically includes the content within the second portion of the entity profile responsive to authorization by the first entity.

58. A data processing system to construct an entity profile including first and second portions having different access restrictions, the system comprising:

first means for examining an electronic document, associated with a first entity, and for assigning a confidence level to content within the electronic document, the content being potentially descriptive of the first entity; and

second means, if the confidence level assigned to the content is less than a predetermined threshold, for automatically rejecting the content for inclusion within the profile and, if the confidence level assigned to the content exceeds the predetermined threshold, for automatically including the content within the first portion of the profile entity and for automatically presenting the content to the first entity for authorization by the first entity for inclusion of the content within the second portion of the entity profile,

wherein the first and second portions of the entity profile have different access restrictions with respect to a second entity.

59. A machine-readable medium storing a sequence of instructions that, when executed by a machine, cause the machine to perform a process comprising:

automatically assigning a confidence level to content within an electronic document associated with a first entity, the content being potentially descriptive of the first entity;

if the confidence level assigned to the content is less than a predetermined threshold, then automatically rejecting the content for inclusion within the entity profile; and

if the confidence level assigned to the content exceeds the predetermined threshold, then automatically including content within the first portion of the entity profile, and automatically presenting the content to the first entity for authorization by the first entity for inclusion of the content within a second portion of the entity profile,

wherein the first and second portions of the entity profile have different access restrictions with respect to a second entity.

60. A method comprising:

automatically assigning a confidence level to content within an electronic document associated with a first entity, the content being potentially descriptive of the first entity;

if the confidence level assigned to the content fails to meet a predetermined criterion, then automatically rejecting the content for inclusion within an entity profile; and

if the confidence level assigned to the content meets the predetermined criterion, then automatically including the content within a first portion of the entity profile and automatically indicating the content to the first entity for authorization by the first entity to include the content within a second portion of the entity profile, wherein the first and second portions of the entity profile have different access restrictions with respect to a second entity.

61. The method of claim **60**, wherein the second portion of the entity profile has unrestricted access.

62. The method of claim **61**, wherein the first portion of the entity profile has restricted access.

* * * * *