



US006506125B2

(12) **United States Patent**  
**Helmstetter et al.**

(10) **Patent No.:** **US 6,506,125 B2**  
(45) **Date of Patent:** **\*Jan. 14, 2003**

(54) **PUTTER HEAD**

(75) Inventors: **Richard C. Helmstetter**, Rancho Santa Fe, CA (US); **Larry G. Tang**, Carlsbad, CA (US); **Augustin W. Rollinson**, San Diego, CA (US); **Roger Cleveland**, Los Angeles, CA (US); **Wayne H. Byrne**, Murrieta, CA (US); **Luke R. Williams**, La Jolla, CA (US)

(73) Assignee: **Callaway Golf Company**, Carlsbad, CA (US)

(\*) Notice: Subject to any disclaimer, the term of this patent is extended or adjusted under 35 U.S.C. 154(b) by 0 days.

This patent is subject to a terminal disclaimer.

(21) Appl. No.: **09/683,125**

(22) Filed: **Nov. 21, 2001**

(65) **Prior Publication Data**

US 2002/0034986 A1 Mar. 21, 2002

**Related U.S. Application Data**

(60) Continuation-in-part of application No. 29/147,888, filed on Sep. 7, 2001, and a continuation-in-part of application No. 09/693,349, filed on Oct. 20, 2000, which is a division of application No. 09/389,798, filed on Sep. 3, 1999, now Pat. No. 6,238,302.

(51) **Int. Cl.**<sup>7</sup> ..... **A63B 69/36; A63B 53/04**

(52) **U.S. Cl.** ..... **473/242; 473/340; 473/251; 473/342; 473/349**

(58) **Field of Search** ..... 473/324, 334, 473/335, 336, 337, 338, 339, 342, 340, 341, 327, 328, 329, 330, 331, 349, 251, 252, 253, 254, 255, 256, 242, 249; D21/736-746, 759

(56) **References Cited**

**U.S. PATENT DOCUMENTS**

D148,431	S	1/1948	Lund
D196,736	S	10/1963	DeCarlo
D229,204	S	11/1973	Romero
D230,293	S	2/1974	Gall
D230,294	S	2/1974	Gall
3,841,640	A *	10/1974	Gaulocher
3,937,474	A	2/1976	Jepson et al.
4,688,798	A	8/1987	Pelz
4,754,976	A *	7/1988	Pelz
D309,765	S	8/1990	Pelz
D317,962	S	7/1991	Pelz
5,046,740	A *	9/1991	D'eath
5,458,332	A	10/1995	Fisher

(List continued on next page.)

**FOREIGN PATENT DOCUMENTS**

EP	0891790	1/1999
GB	2299513	9/1996

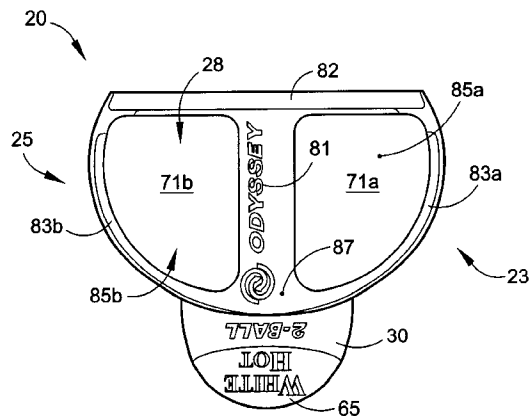
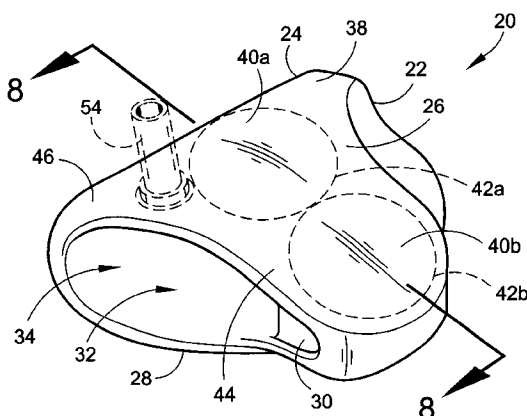
*Primary Examiner*—Sebastiano Passaniti

(74) *Attorney, Agent, or Firm*—Michael A. Catania

(57) **ABSTRACT**

A putter-type club head (20) having a central aperture (32) with a rearward center of gravity is disclosed herein. The putter-type club head (20) has a body (22) that is preferably composed of stainless steel. The body (22) has a face portion (24), a crown portion (26), a sole portion (28) and an aft-mass portion (30). The face portion (24), the crown portion (26), the sole portion (28) and the aft-mass portion (30) define the central aperture (32). The crown portion (26) extends rearward from the face portion (24) over the aft-mass portion (30). The central aperture (32) separates the crown portion (26) from the sole portion (28) and the face portion (24) from the aft-mass portion (30). The crown portion (26) has an alignment means (40) thereon for aiming a golf ball during putting.

**16 Claims, 4 Drawing Sheets**



U.S. PATENT DOCUMENTS

U.S. PATENT DOCUMENTS					5,931,743 A	8/1999	Baker et al.	
5,482,281	A	*	1/1996	Anderson	D422,328	S	4/2000	Lannoch
5,485,997	A		1/1996	Schmidt et al.	D428,457	S	7/2000	Rollinson et al.
5,524,331	A		6/1996	Pond	D441,042	S	4/2001	Hettinger
5,575,472	A		11/1996	Magerman et al.	6,273,831	B1	8/2001	Dewanjee
5,685,784	A	*	11/1997	Butler	D448,437	S	9/2001	Colucci
D389,208	S	*	1/1998	Phillips	D449,085	S	10/2001	Breier et al.
5,743,813	A		4/1998	Chen et al.	D457,586	S	* 5/2002	Tang
D395,692	S	*	6/1998	Butler	D458,656	S	* 6/2002	Tang
5,769,736	A	*	6/1998	Sato				
5,830,078	A	*	11/1998	McMahan				
					* cited by examiner			

\* cited by examiner

FIG. 2

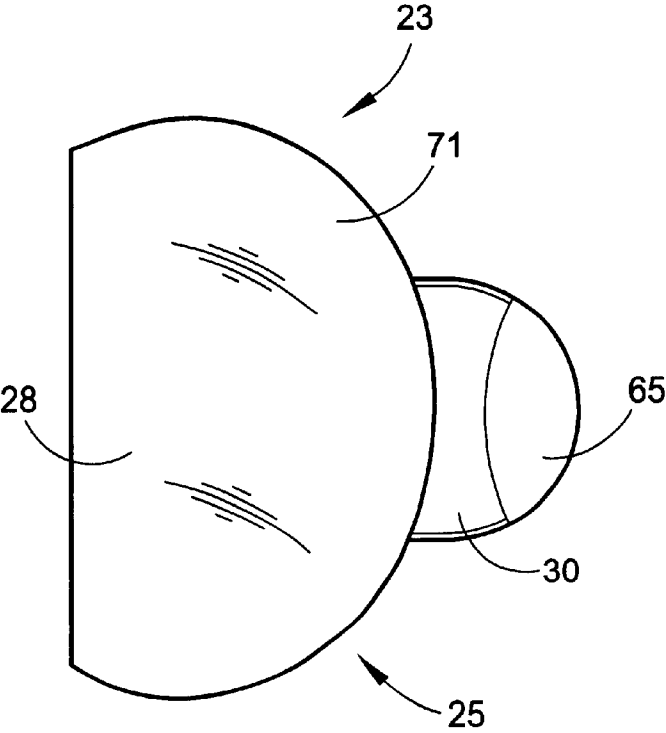


FIG. 3

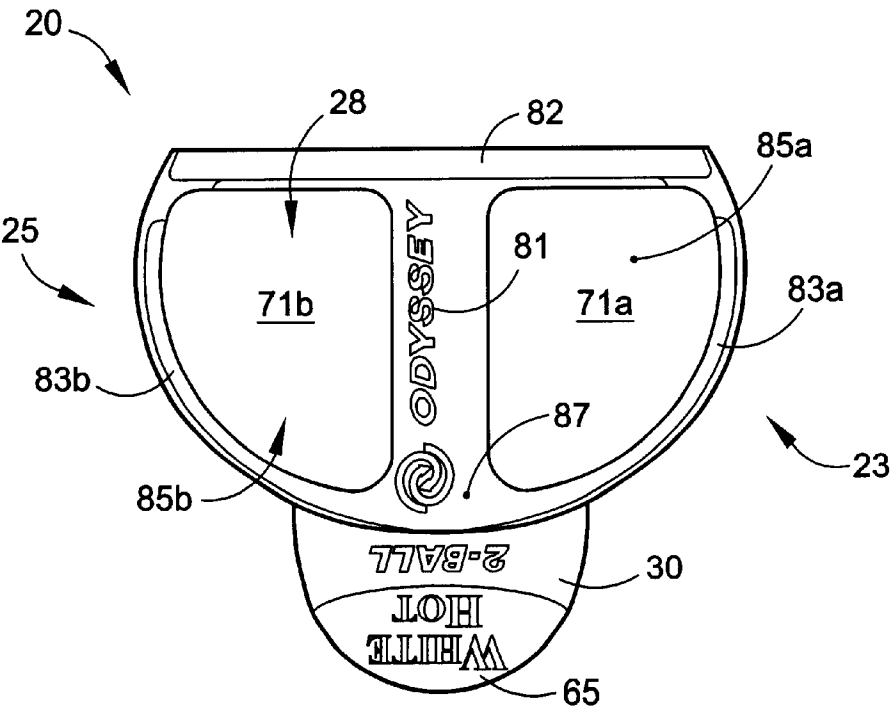


FIG. 3A

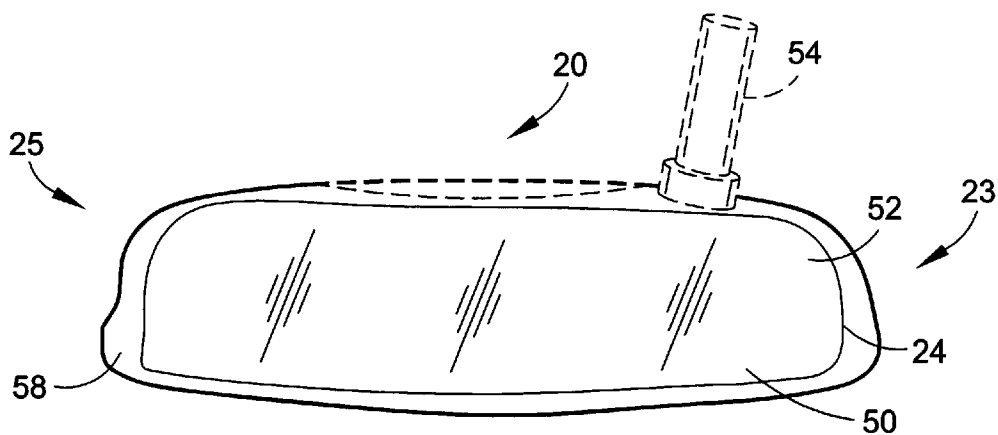


FIG. 4

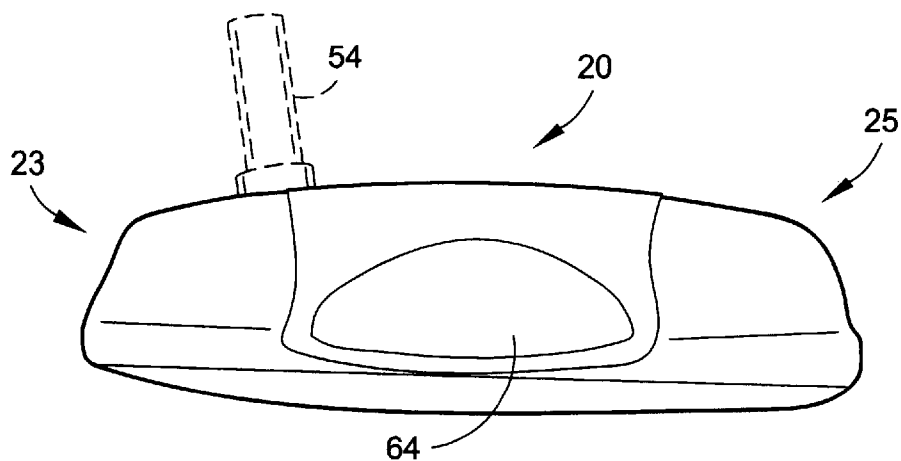


FIG. 5

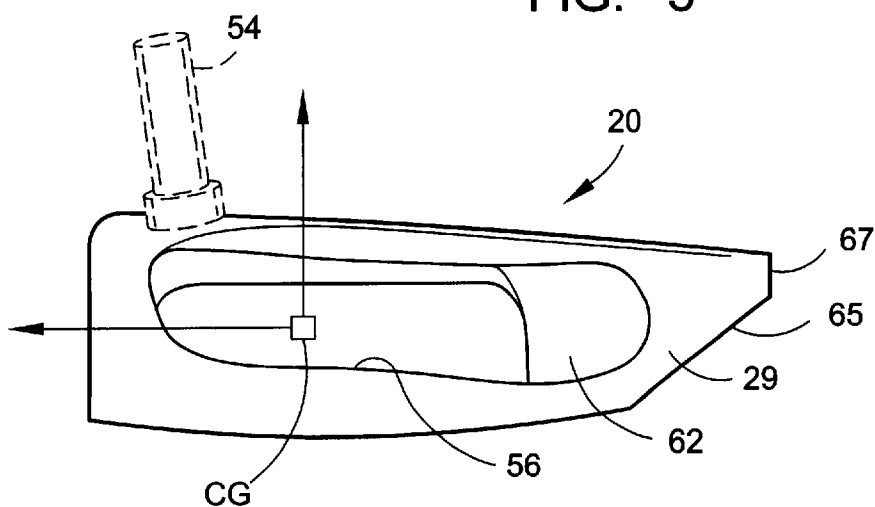


FIG. 6

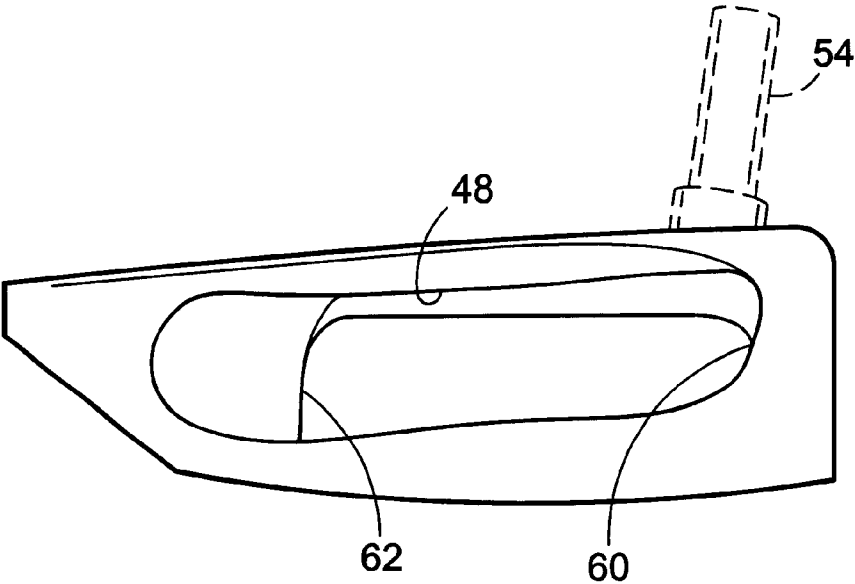


FIG. 7

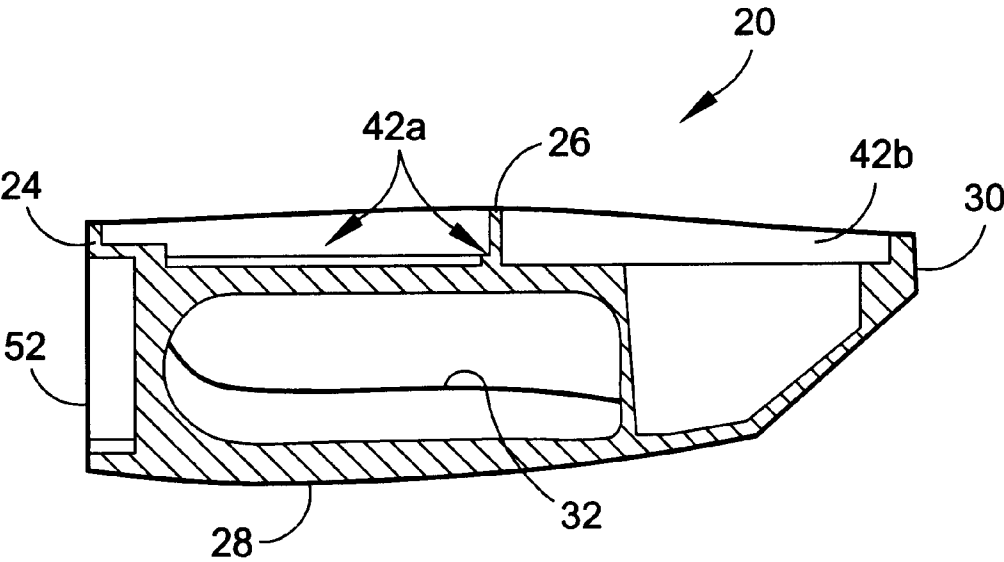


FIG. 8

1  
PUTTER HEAD

CROSS REFERENCE TO RELATED APPLICATIONS

This application is a continuation-in-part application of U.S. patent application Ser. No. 09/147,888, filed on Sep. 7, 2001 for a Golf Club Putter Head as well as a continuation in part application of co-pending U.S. patent application Ser. No. 09/693,349, filed on Oct. 20, 2000, which is a divisional application of U.S. patent application Ser. No. 09/389,798, filed on Sep. 3, 1999, now U.S. Pat. No. 6,238,302.

FEDERAL RESEARCH STATEMENT

[Not Applicable]

BACKGROUND OF THE INVENTION

1. Field of the Invention

The present invention relates to a putter-type club head. More specifically, the present invention relates to a putter-type club head having a rearward center of gravity.

2. Description of the Related Art

The golf industry has been inventing putters that make the game of golf easier for the high handicap player. One such putter is disclosed in U.S. Pat. No. 4,688,798 to David Pelz. The Pelz patent discloses a putter with an alignment means to assist a golfer in aiming a golf ball toward a hole during putting. The Pelz patent discloses using two or three golf ball shaped indicators as the alignment means. The golf ball shaped indicators may be circles, hemispheres, or complete spheres. The Pelz patent discloses positioning the indicators along a line extending rearward from the center of percussion.

Another patent that discloses an alignment means is U.S. Pat. No. 4,659,083 to Szczepanski. The Szczepanski patent discloses a group of lines that converge toward the center of the face of the putter.

Yet another patent that discloses an alignment means is Great Britain Patent Application Number GB 2 299 513 to Lilley. The Lilley patent also discloses a group of lines that converge toward the center of the face of a putter.

Although these inventions have provided new and improved putters for making the game of golf more enjoyable for high handicap players, the prior art has not optimized a putter by making it more forgiving and assisting in alignment.

SUMMARY OF THE INVENTION

One aspect of the present invention is a putter-type club head having a central aperture with a rearward center of gravity. The putter-type club head has a body that is preferably composed of stainless steel. The body has a face portion, a crown portion, a sole portion and an aft-mass portion. The face portion, the crown portion, the sole portion and the aft-mass portion define the central aperture. The crown portion extends rearward from the face portion over the aft-mass portion. The central aperture separates the crown portion from the sole portion and the face portion from the aft-mass portion. The crown portion has an alignment means thereon for aiming a golf ball during putting.

Having briefly described the present invention, the above and further objects, features and advantages thereof will be recognized by those skilled in the pertinent art from the following detailed description of the invention when taken in conjunction with the accompanying drawings.

2  
BRIEF DESCRIPTION OF DRAWINGS

FIG. 1 is a tope perspective of the putter-type club head of the present invention.

FIG. 2 is a top plan view of putter-type club head of FIG. 1.

FIG. 3 is a bottom plan view of putter-type club head of FIG. 1.

FIG. 3A is a bottom plan view of putter-type club head of FIG. 1 with an alternative sole.

FIG. 4 is a front plan view of putter-type club head of FIG. 1.

FIG. 5 is a rear plan view of putter-type club head of FIG. 1.

FIG. 6 is a heel side view of putter-type club head of FIG. 1.

FIG. 7 is a toe side view of putter-type club head of FIG. 1.

FIG. 8 is a cross-section view along line 8—8 of the putter-type club head of FIG. 2.

DETAILED DESCRIPTION

As shown in FIGS. 1–8, a putter-type club head of the present invention is generally designated 20. The club head 20 has a body 22 that is preferably composed of a cast metal. A preferred metal for the body 22 is stainless steel. Alternative materials for the body 22 include titanium, titanium alloys, carbon steel, bronze, and the like. The body 22 preferably weighs from 275 grams to 400 grams, more preferably from 300 grams to 350 grams, even more preferably from 315 grams to 335 grams and most preferably 328 grams.

The body 22 has a face portion 24, a crown portion 26, a sole portion 28 and an aft-mass portion 30. The face portion 24, the crown portion 26, the sole portion 28 and the aft-mass portion 30 define a central aperture 32 that extends through the body 22. The central aperture 32 has a heel opening 34 at a heel end 23 of the body 22 and a toe opening 36 at a toe end 25 of the body 22. The central aperture 32 horizontally separates the face portion 24 from the aft-mass portion 30, and the central aperture 32 vertically separates the crown portion 26 from the sole portion 28. The central aperture 32, in connection with the aft-mass portion 30, allows for the center of gravity of the club head 20, CG, to be moved rearward from the face portion 24. In a preferred embodiment, the CG of the club head 20 is positioned within the central aperture 32, and thus the CG is not positioned within material of the club head 20 but instead the CG lies outside the material in space within the central aperture 32. Preferably, the CG is located between 0.25 inch and 1.0 inch from an external surface 71 of the sole portion 28, more preferably 0.50 inch to 0.75 inch, and most preferably 0.615 inch from the external surface 71 of the sole portion 28. Also, preferably the CG of the club head 20 is located 0.50 inch to 2.5 inches rearward from the external surface 58 of the face portion 24, more preferably 0.75 inch to 2.0 inches, and most preferably 1.2 inches from the external surface 58 of the face portion 24. In addition to assisting in the rearward positioning of the CG, the aft-mass portion 30 is a rearward support structure for crown portion 26. The aft-mass portion 30 extends upward and rearward from a rearward end 29 of the sole portion 28. The aft-mass portion 30 ranges from 10 to 30 volume percent of the body 22 and ranges from 25 to 75 weight percent of the body 22. More preferably, the aft-mass portion 30 ranges from 15 to 25 volume percent of the body 22 and ranges from 40 to 60 weight percent of the

body 22. The external surface 64 of the aft-mass portion 30 preferably defines an acute edge 65 (relative to the ground) and a straight edge 67 (relative to the ground). As shown in FIG. 3, the aft-mass portion 30 extends outward from the sole portion 28. An internal surface 62 of the aft-mass portion 30 defines a portion of the central aperture 32.

The sole portion 28 preferably has an approximate semi-circular shape and is substantially planar. The external surface 71 of the sole portion 28 contacts the ground when the club head 20 is used with a shaft and grip, both not shown, as a putter. A center section of an internal surface 56 of the sole portion 28 partially defines the central aperture, and such center section of the internal surface 56 is covered by the crown portion 26. A heel section 56a and a toe section 56b of the internal surface 56 of the sole portion 28 are not covered by the crown portion, and are exposed as shown in FIG. 2. The CG of the club head 20 preferably lies above the sole portion 28.

In an alternative sole embodiment shown in FIG. 3A, the sole portion 28 has a medial ridge 81 along the center of the sole portion 28 that is connected to an arc-heel ridge 83a and an arc-toe ridge 83b at a juncture 87. A front ridge 82 is perpendicular to the medial ridge 81 and is connected to the arc-heel ridge 83a at one end and the arc-toe ridge 83b at the other end of the front ridge 82. The medial ridge 81, the front ridge 82 and the arc-heel ridge 83a define a heel recess 85a having a surface 71a. The medial ridge 81, the front ridge 82 and the arc-toe ridge 83b define a toe recess 85b with a surface 71b. The medial ridge 81, the arc-heel ridge 83a and the toe-heel ridge 83b are preferably 0.1 to 0.25 inch above the surfaces 71a and 71b of the recesses 85a and 85b. This structure of the sole portion 28 moves mass to the perimeter of the body 22 and allows for greater stabilization of the putter-type club head 20 during a putt by a golfer.

The crown portion 26 extends rearward from the face portion 24. The crown portion 26 has a central elongated section 44 and a front section 46. The front section 46 has a width w' that extends from the heel end 23 to the toe end 25 of the face portion 24, and gradually narrows as the front section 46 transitions into the central elongated section 44. The width, w', preferably ranges from 2.5 inches to 4.5 inches, more preferably from 3.0 inches to 3.75 inches, and most preferably 3.5 inches. The central elongated section 44 has a width w'' that is less than the width w' of the front section 46. The width, w'', preferably ranges from 1.0 inch to 3.0 inches, more preferably from 1.5 inches to 2.25 inches, and most preferably 1.8 inches. The internal surface 48 of the crown portion 26 partially defines the central aperture 32. The crown portion preferably has a thickness that ranges from 0.10 inch to 0.50 inch, more preferably 0.15 inch to 0.30 inch.

The external surface 38 of the crown portion 26 preferably has an alignment means 40 thereon. The external surface 38 also preferably has a cylindrical rod 54 extending upward therefrom for engagement with a shaft, not shown. A preferred alignment means 40 is first and second inserts 40a and 40b disposed within first and second recesses 42a and 42b in the crown portion 26. The depth of each of the recesses 42a and 42b is preferably within 0.05 inch to 0.50 inch, more preferably 0.1 inch to 0.250 inch. Each of the circular inserts 40a and 40b preferably has a thickness ranging from 0.05 inch to 0.50 inch, more preferably 0.1 inch to 0.250 inch.

In a preferred embodiment, each of the circular inserts 40a and 40b is composed of a thermosetting polyurethane material such as described in U.S. Pat. No. 6,273,831,

entitled Golf Club Head with A Polymer Insert, assigned to Callaway Golf (the assignee of the Present Application), which is hereby incorporated by reference in its entirety. Each of the circular inserts 40a and 40b is preferably colored white, through painting or doping of the polyurethane with coloring agents, and each circular insert 40a and 40b preferably has a texture of a golf ball cover. Each of the circular inserts 40a and 40b preferably has a diameter ranging from 1.62 inches to 1.70 inches, and most preferably 1.68 inches. Those skilled in the art will recognize that more than two circular inserts 40a and 40b may be utilized without departing from the scope and spirit of the present invention. Alternative alignment means are disclosed in U.S. Pat. No. 4,688,798, entitled Golf Club And Head Including Alignment Indicators, assigned to Callaway Golf (the assignee of the Present Application), which pertinent parts are hereby incorporated by reference. As disclosed in U.S. Pat. No. 4,688,798, the alignment means assists a golfer in properly aiming a golf ball toward a hole when putting. Alternative alignment means, including a large white strip may be utilized in the present invention.

The face portion 24 preferably has a thickness ranging from 0.10 inch to 0.50 inch, more preferably 0.20 inch to 0.35 inch. The face portion 24 has an internal surface 60 that partially defines the central aperture 32. The external surface 58 of the face portion 24 preferably has a face recess 52 therein with a face insert 50 disposed therein such as disclosed in U.S. Pat. No. 6,238,302, entitled A Golf Club Head With An Insert Having Integral Tabs, assigned to Callaway Golf (the assignee of the Present Application), which is hereby incorporated by reference in its entirety. As disclosed in U.S. Pat. No. 6,238,302, the face insert is preferably composed of a thermosetting polyurethane material and is preferably colored white. In an alternative embodiment, the face portion 24 is a non-insert blade as is known in the art.

The body 22 preferably has a length, L, from the face portion 24 to the rearward most end of the aft mass portion 30 preferably ranging from 2.5 inches to 4.5 inches, more preferably from 3.0 inches to 3.5 inches, and most preferably 3.25 inches. In one alternative embodiment, the body 22 has a length, L, that is equal to the width, w'.

As mentioned previously, the central aperture is defined by the internal surface 60 of the face portion 24, the internal surface 48 of the crown portion 26, the internal surface 56 of the sole portion 28 and the internal surface 62 of the aft-mass portion 30. The distance from the internal surface 48 of the crown portion 26 to the internal surface 56 of the sole portion 28 preferably ranges from 0.01 inch to 1.50 inches, more preferably 0.25 inch to 1.0 inch, and most preferably 0.5 inch. The distance from the internal surface 60 of the face portion 24 to the internal surface 62 of the aft-mass portion 30 preferably ranges from 1.0 inch to 3.50 inches, more preferably from 1.5 inches to 3.0 inches, and most preferably 1.87 inches. The body 22 is preferably formed as a single cast structure using known investment casting techniques. However, those skilled in the pertinent art will recognize that alternative forming techniques such as milling, welding forged or formed pieces, and the like may be utilized without departing from the scope and spirit of the present invention.

From the foregoing it is believed that those skilled in the pertinent art will recognize the meritorious advancement of this invention and will readily understand that while the present invention has been described in association with a preferred embodiment thereof, and other embodiments illustrated in the accompanying drawings, numerous changes, modifications and substitutions of equivalents may be made



therein without departing from the spirit and scope of this invention which is intended to be unlimited by the foregoing except as may appear in the following appended claims. Therefore, the embodiments of the invention in which an exclusive property or privilege is claimed are defined in the following appended claims.

We claim as our Invention:

1. A putter-type club head comprising:

a body having a face portion, a crown portion, a sole portion and an aft-mass portion, wherein the face portion, the crown portion, the sole portion and the aft-mass portion define a central aperture through the body having a heel end opening and a toe end opening, wherein the crown portion extends rearward from the face portion to over the aft-mass portion, wherein the sole portion extends from the face portion to the aft-mass portion, wherein the central aperture separates the crown portion from the sole portion and the face portion from the aft-mass portion, and wherein the center of gravity of the putter-type club head is within the central aperture.

2. The putter-type club head according to claim 1 wherein the aft-mass portion ranges from 10 to 30 volume percent of the body and ranges from 25 to 75 weight percent of the body.

3. The putter-type club head according to claim 1 wherein the distance from an internal surface of the crown portion to an internal surface of the sole portion ranges from 0.01 inch to 1.50 inches.

4. The putter-type club head according to claim 1 wherein the distance from an internal surface of the face portion to an internal surface of the aft-mass portion ranges from 1.0 inch to 3.50 inches.

5. The putter-type club head according to claim 1 further comprising:

a plurality of recesses on an external surface of the crown portion, each of the plurality of recesses having a circular shape with a diameter ranging from 1.62 inches to 1.70 inches;

a plurality of circular inserts, each of the plurality of circular inserts disposed within a corresponding recess of the plurality of recesses.

6. The putter-type club head according to claim 5 wherein each of the plurality of circular inserts is composed of a thermosetting polyurethane material, and each of the plurality of circular inserts has a white color.

7. The putter-type club head according to claim 1 wherein the body is composed of stainless steel.

8. The putter-type club head according to claim 1 further comprising a cylindrical rod extending upward from the crown portion.

9. The putter-type club head according to claim 1 wherein the body is composed of a material selected from the group consisting of stainless steel, titanium, titanium alloy, bronze and carbon steel.

10. A putter-type club head comprising:

a body having a face portion, a crown portion, a sole portion and an aft-ma portion, wherein the face portion, the crown portion, the sole portion and the aft-mass portion define a central aperture through the body having a heel end opening and a toe end opening, wherein the crown portion extends rearward from the face portion to over the aft-mass portion, wherein the sole portion extends from the face portion to the aft-mass portion, wherein the central aperture separates the crown portion from the sole portion and the face portion from the aft-mass portion, and wherein the face portion has an external surface with a recess therein;

a plurality of recesses on an external surface of the crown portion, each of the plurality of recesses having a circular shape with a diameter ranging from 1.62 inches to 1.70 inches;

a plurality of circular inserts, each of the plurality of circular inserts disposed within a corresponding recess of the plurality of recesses; and

a face insert disposed within the recess of the face portion.

11. The putter-type club head according to claim 10 wherein the face insert is composed of a thermosetting polyurethane material.

12. The putter-type club head according to claim 10 further comprising a cylindrical rod extending upward from the crown portion.

13. The putter-type club head according to claim 10 wherein the center of gravity of the putter-type club head is located within the central aperture.

14. A putter-type club head comprising:

a face portion having an external surface and an internal surface;

a sole portion extending rearward from the face portion and having a semi-circular shape;

an aft-mass portion disposed at a rearward end of the sole portion, the aft mass portion having 10 to 30 volume percent of the putter-type club head and from 25 to 75 weight percent of the putter-type club head;

a crown portion extending rearward from the face portion, the crown portion having a central elongated section extending over the aft-mass portion and a forward section having a width from a heel end of the face portion to a toe end of the face portion, the forward section having a width greater than a width of the central elongated portion; and

an alignment means disposed on an external surface of the crown portion; wherein the face portion, the crown portion, the sole portion and the aft-mass portion define a central aperture through the body having a heel end opening and a toe end opening.

15. The putter-type club head according to claim 14 wherein the alignment means is a plurality of circles.

16. The putter type-club head according to claim 14 wherein the alignment means is a white strip.