US008130205B2

(12) **United States Patent**
Forstall et al.

(10) **Patent No.: US 8,130,205 B2**
(45) **Date of Patent: Mar. 6, 2012**

(54) **PORTABLE ELECTRONIC DEVICE, METHOD, AND GRAPHICAL USER INTERFACE FOR DISPLAYING ELECTRONIC LISTS AND DOCUMENTS**

(75) Inventors: **Scott Forstall**, Mountain View, CA (US); **Henri C. Lamiraux**, San Carlos, CA (US); **Andrew Emilio Platzer**, Santa Clara, CA (US); **Michael Matas**, San Francisco, CA (US); **Imran Chaudhri**, San Francisco, CA (US)

(73) Assignee: **Apple Inc.**, Cupertino, CA (US)

(*) Notice: Subject to any disclaimer, the term of this patent is extended or adjusted under 35 U.S.C. 154(b) by 932 days.

(21) Appl. No.: **11/969,819**

(22) Filed: **Jan. 4, 2008**

(65) **Prior Publication Data**

US 2008/0180408 A1 Jul. 31, 2008

Related U.S. Application Data

(60) Provisional application No. 60/947,386, filed on Jun. 29, 2007, provisional application No. 60/937,993, filed on Jun. 29, 2007, provisional application No. 60/879,469, filed on Jan. 8, 2007, provisional application No. 60/879,253, filed on Jan. 7, 2007.

(51) **Int. Cl.**
G06F 3/041 (2006.01)
G06F 3/048 (2006.01)

(52) **U.S. Cl.** **345/173**; 715/784; 715/786

(58) **Field of Classification Search** 345/173–179; 715/784, 786
See application file for complete search history.

(56) **References Cited**

U.S. PATENT DOCUMENTS

4,868,785	A	9/1989	Jordan et al.
4,914,624	A	4/1990	Dunthorn
5,023,851	A	6/1991	Murray et al.
5,155,836	A	10/1992	Jordan et al.

(Continued)

FOREIGN PATENT DOCUMENTS

EP 0 903 662 A2 3/1999

(Continued)

OTHER PUBLICATIONS

International Search Report and Written Opinion for International Application No. PCT/US2008/050446 (related case), mailed Apr. 10, 2008.

(Continued)

Primary Examiner — Bipin Shalwala
Assistant Examiner — Jonathan King
(74) *Attorney, Agent, or Firm* — Morgan, Lewis & Bockius LLP

(57) **ABSTRACT**

In a computer-implemented method, a portion of an electronic document is displayed on the touch screen display. The displayed portion of the electronic document has a vertical position in the electronic document. An object is detected on or near the displayed portion of the electronic document. In response to detecting the object on or near the displayed portion of the electronic document, a vertical bar is displayed on top of the displayed portion of the electronic document. The vertical bar has a vertical position on top of the displayed portion of the electronic document that corresponds to the vertical position in the electronic document of the displayed portion of the electronic document. After a predetermined condition is met, display of the vertical bar is ceased. The vertical bar is displayed for a predetermined time period when the portion of the electronic document is initially displayed.

76 Claims, 79 Drawing Sheets

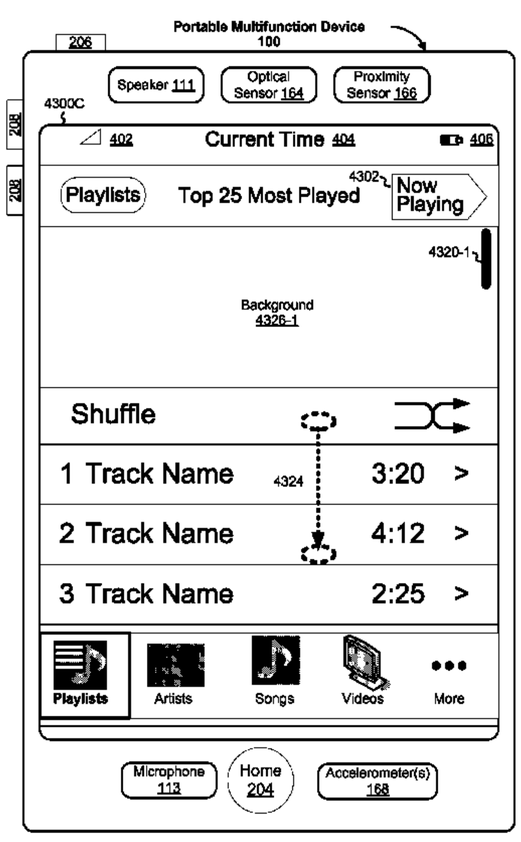

U.S. PATENT DOCUMENTS

5,204,969	A	4/1993	Capps et al.	
5,331,335	A	7/1994	Iida	
5,333,247	A	7/1994	Gest et al.	
5,339,391	A	8/1994	Wroblewski et al.	
5,371,846	A	12/1994	Bates	
5,388,197	A	2/1995	Rayner	
5,442,744	A	8/1995	Piech et al.	
5,532,715	A	7/1996	Bates et al.	
5,553,225	A	9/1996	Perry	
5,592,195	A	1/1997	Misono et al.	
5,623,588	A	4/1997	Gould	
5,655,094	A	8/1997	Cline et al.	395/341
5,745,116	A	4/1998	Pisutha-Arnond	
5,825,308	A *	10/1998	Rosenberg	341/20
6,037,937	A *	3/2000	Beaton et al.	715/764
6,057,831	A	5/2000	Harms et al.	
6,057,840	A	5/2000	Durrani et al.	345/341
6,061,062	A	5/2000	Venolia	
6,069,626	A *	5/2000	Cline et al.	715/786
6,147,683	A	11/2000	Martinez et al.	
6,177,938	B1	1/2001	Gould	
6,181,316	B1 *	1/2001	Little et al.	345/686
6,208,805	B1	3/2001	Abecassis	
6,300,967	B1	10/2001	Wagner et al.	
6,310,610	B1	10/2001	Beaton et al.	
6,330,009	B1	12/2001	Murasaki et al.	345/784
6,333,753	B1	12/2001	Hinckley	
6,366,302	B1	4/2002	Crosby et al.	
6,431,439	B1	8/2002	Suer et al.	235/380
6,570,594	B1 *	5/2003	Wagner	715/786
6,580,442	B1	6/2003	Singh et al.	345/840
6,714,221	B1	3/2004	Christie et al.	
6,757,002	B1	6/2004	Oross et al.	
6,816,174	B2	11/2004	Tiongson et al.	
6,882,354	B1 *	4/2005	Nielsen	715/784
6,956,558	B1	10/2005	Rosenberg et al.	345/156
7,256,770	B2	8/2007	Hinckley et al.	345/173
7,411,575	B2	8/2008	Hill et al.	
7,643,006	B2	1/2010	Hill et al.	
7,705,830	B2	4/2010	Westerman et al.	
7,907,124	B2	3/2011	Hillis et al.	
2001/0010513	A1 *	8/2001	Rosenberg et al.	345/156
2001/0023436	A1	9/2001	Srinivasan et al.	709/219
2002/0051018	A1 *	5/2002	Yeh	345/784
2002/0054126	A1	5/2002	Gamon	345/781
2002/0076231	A1 *	6/2002	Akiba et al.	399/82
2002/0087245	A1 *	7/2002	Rossow et al.	701/50
2002/0109728	A1	8/2002	Tiongson et al.	
2002/0186252	A1	12/2002	Himmel et al.	345/787
2002/0196238	A1	12/2002	Tsukada et al.	
2003/0058281	A1	3/2003	Kepros et al.	345/786
2003/0063130	A1	4/2003	Barbieri et al.	
2003/0080972	A1	5/2003	Gerstner	345/619
2003/0122787	A1 *	7/2003	Zimmerman et al.	345/173
2004/0021676	A1 *	2/2004	Chen et al.	345/684
2004/0085364	A1	5/2004	Keely et al.	
2004/0100451	A1 *	5/2004	Okada	345/173
2004/0125088	A1 *	7/2004	Zimmerman et al.	345/173
2004/0155888	A1 *	8/2004	Padgitt et al.	345/619
2004/0167919	A1 *	8/2004	Sterling et al.	707/102
2005/0022108	A1	1/2005	Carro et al.	715/500
2005/0057524	A1	3/2005	Hill et al.	
2005/0134578	A1	6/2005	Chambers et al.	345/184
2005/0210403	A1	9/2005	Satanek	715/786
2006/0001647	A1	1/2006	Carroll	
2006/0001652	A1	1/2006	Chiu et al.	345/173
2006/0007174	A1 *	1/2006	Shen	345/173
2006/0026536	A1 *	2/2006	Hotelling et al.	715/863
2006/0071942	A1 *	4/2006	Ubillos et al.	345/619
2006/0082554	A1 *	4/2006	Caine et al.	345/167
2006/0095846	A1	5/2006	Nurmi	
2006/0123183	A1 *	6/2006	Koivisto et al.	711/1
2006/0125803	A1	6/2006	Westerman et al.	
2006/0132440	A1	6/2006	Safai	
2006/0221858	A1	10/2006	Switzer et al.	
2007/0058047	A1	3/2007	Henty	
2007/0091075	A1	4/2007	Lii	
2007/0109325	A1 *	5/2007	Eveleigh	345/684
2007/0120832	A1	5/2007	Saarinen et al.	345/173
2007/0136679	A1 *	6/2007	Yang	715/772
2007/0204225	A1 *	8/2007	Berkowitz et al.	715/700
2007/0205988	A1	9/2007	Gloyd et al.	
2007/0205989	A1	9/2007	Gloyd et al.	
2007/0205990	A1	9/2007	Gloyd et al.	
2007/0205991	A1	9/2007	Gloyd et al.	
2007/0205992	A1	9/2007	Gloyd et al.	
2007/0205993	A1	9/2007	Gloyd et al.	
2008/0022215	A1	1/2008	Lee et al.	715/762
2008/0024958	A1	1/2008	Mudd et al.	
2008/0091635	A1	4/2008	James et al.	
2008/0104535	A1	5/2008	DeLine et al.	715/785
2008/0155464	A1	6/2008	Jones et al.	
2008/0158261	A1	7/2008	Gould	
2008/0184116	A1	7/2008	Error	
2008/0250107	A1	10/2008	Holzer et al.	
2009/0055768	A1	2/2009	Chaudhri et al.	
2009/0259969	A1	10/2009	Pallakoff	
2011/0181719	A1	7/2011	Takanezawa et al.	

FOREIGN PATENT DOCUMENTS

WO	WO 99/28813	A1	6/1999
WO	WO 03/060622	A2	7/2003
WO	WO 2006/045530	A2	5/2006

OTHER PUBLICATIONS

Conneally, "Apple secures a patent for a multitiouch methodology," Jan. 27, 2009, http://www.betanews.com/article/Apple-secures-a-patent-for-a-multitouch-methodology/1233074799, 1 page.

Kurtenback et al., The Design of a GUI Paradigm based on Tablets, Two hands, and Transparency, Mar. 27, 1997, 8 pages.

Office Action dated Apr. 4, 2011, U.S. Appl. No. 11/968,059.

Office Action dated Dec. 28, 2009, European Patent Application No. 08 705 751.9, which corresponds to U.S. Appl. No. 11/968,059.

IBM, "Method for providing position relative audio feedback in a scrollable content area," Research Disclosure, RD 418078, Feb. 1999, 2 pages.

IBM, "Responsive scrollbar for handheld devices," Research Disclosure, RD 453161, Jan. 2002, 4 pages.

Wikipedia, "Microsoft Excel," Wikipedia, the free encyclopedia, Oct. 5, 2006, 4 pages, http://web.archive.org/web/20061005083106/http://en.wikipedia.org/wiki/Microsoft_Excel.

Final Office Action dated Oct. 31, 2011, U.S. Appl. No. 11/968,059 (Lamiraux).

Summons dated Oct. 28, 2011, European Patent Application No. 08705751.9, which corresponds to U.S. Appl. No. 11/968,059 (Lamiraux).

* cited by examiner

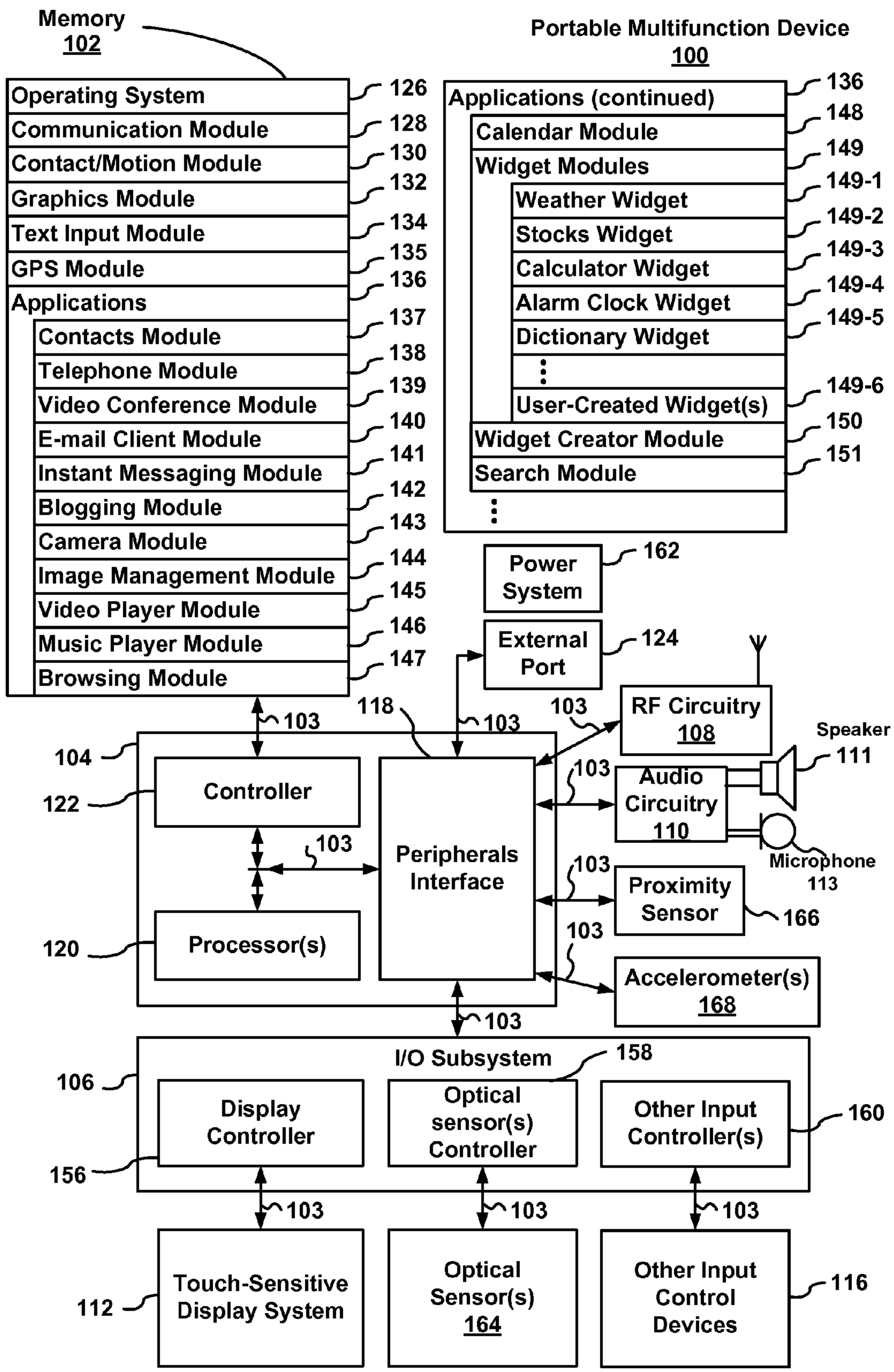
Memory
102
Operating System
Communication Module
Contact/Motion Module
Graphics Module
Text Input Module
GPS Module
Applications
Contacts Module
Telephone Module
Video Conference Module
E-mail Client Module
Instant Messaging Module
Blogging Module
Camera Module
Image Management Module
Video Player Module
Music Player Module
Browsing Module
126
128
130
132
134
135
136
137
138
139
140
141
142
143
144
145
146
147
Portable Multifunction Device
100
Applications (continued)
Calendar Module
Widget Modules
Weather Widget
Stocks Widget
Calculator Widget
Alarm Clock Widget
Dictionary Widget
User-Created Widget(s)
Widget Creator Module
Search Module
136
148
149
149-1
149-2
149-3
149-4
149-5
149-6
150
151
Power System
162
External Port
124
RF Circuitry
108
Speaker
111
Audio Circuitry
110
Microphone
113
Proximity Sensor
166
Accelerometer(s)
168
103
118
104
122
Controller
Peripherals Interface
Processor(s)
120
I/O Subsystem
158
106
Display Controller
Optical sensor(s) Controller
Other Input Controller(s)
160
156
Touch-Sensitive Display System
112
Optical Sensor(s)
164
Other Input Control Devices
116

Figure 1A

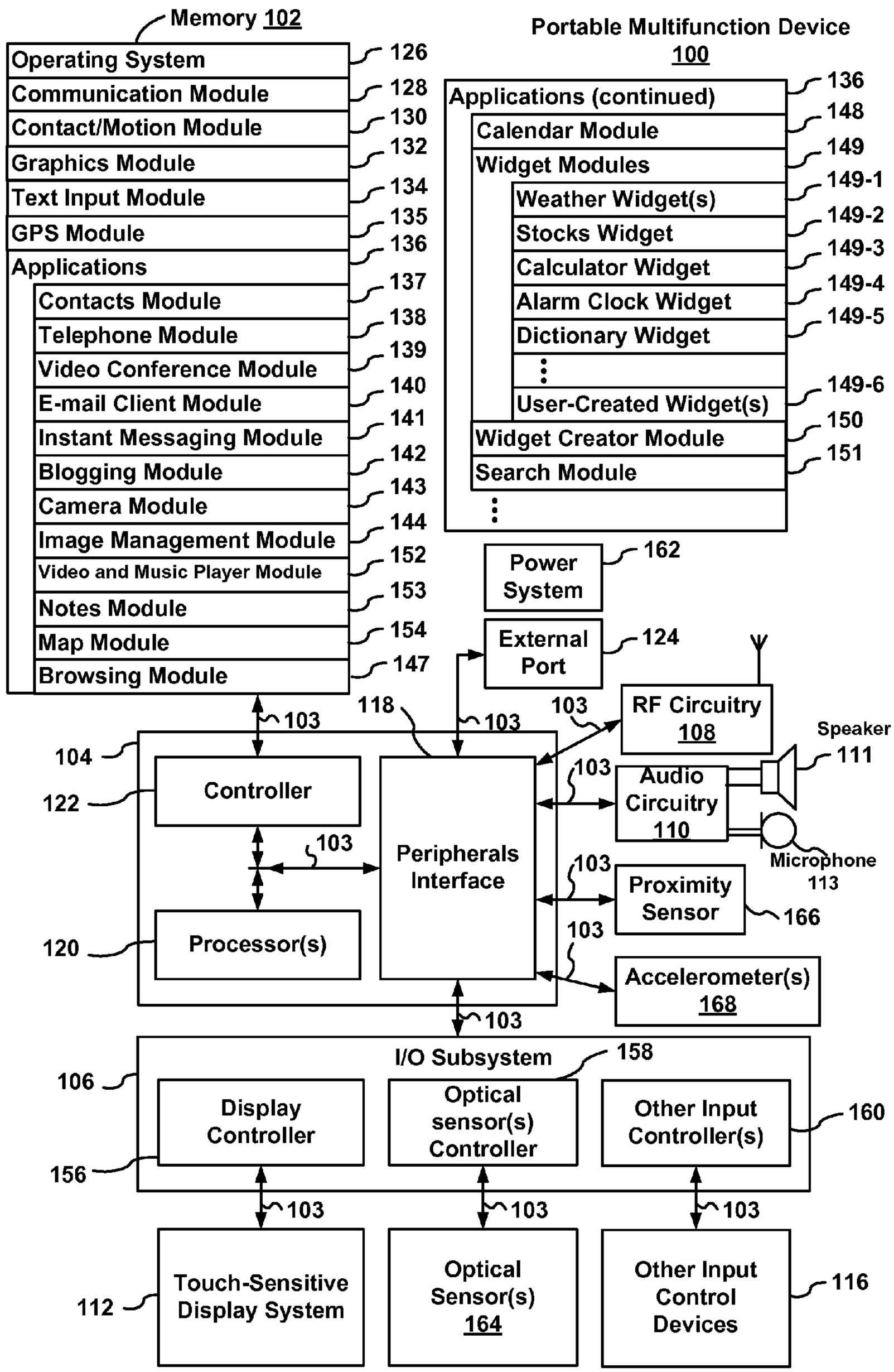
Memory 102
Operating System 126
Communication Module 128
Contact/Motion Module 130
Graphics Module 132
Text Input Module 134
GPS Module 135
Applications 136
Contacts Module 137
Telephone Module 138
Video Conference Module 139
E-mail Client Module 140
Instant Messaging Module 141
Blogging Module 142
Camera Module 143
Image Management Module 144
Video and Music Player Module 152
Notes Module 153
Map Module 154
Browsing Module 147
Portable Multifunction Device 100
Applications (continued) 136
Calendar Module 148
Widget Modules 149
Weather Widget(s) 149-1
Stocks Widget 149-2
Calculator Widget 149-3
Alarm Clock Widget 149-4
Dictionary Widget 149-5
User-Created Widget(s) 149-6
Widget Creator Module 150
Search Module 151
Power System 162
External Port 124
RF Circuitry 108
Speaker 111
Audio Circuitry 110
Microphone 113
Proximity Sensor 166
Accelerometer(s) 168
Controller 122
Processor(s) 120
Peripherals Interface 118
104
103
I/O Subsystem 106
Display Controller 156
Optical sensor(s) Controller 158
Other Input Controller(s) 160
Touch-Sensitive Display System 112
Optical Sensor(s) 164
Other Input Control Devices 116

Figure 1B


Portable Multifunction Device 100
206
SIM Card Slot 210
212
head-phone jack
Speaker 111
Optical Sensor 164
Proximity Sensor 166
208
208
200
202
Touch Screen 112
Microphone 113
Home 204
Accelerometer(s) 168
External Port 124

Figure 2

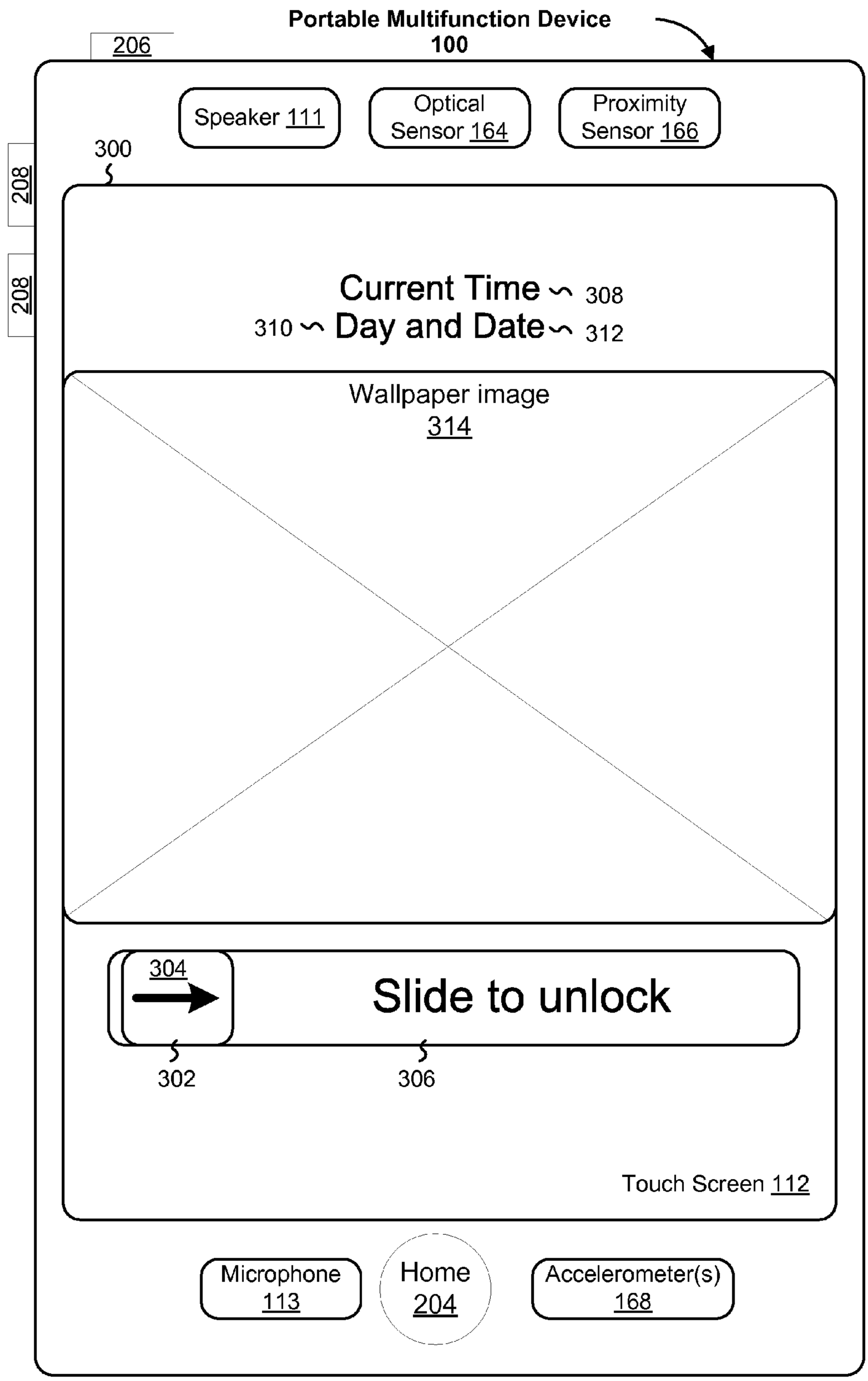
Portable Multifunction Device
100
206
Speaker 111
Optical Sensor 164
Proximity Sensor 166
300
208
208
Current Time 308
310 Day and Date 312
Wallpaper image
314
304
Slide to unlock
302
306
Touch Screen 112
Microphone 113
Home 204
Accelerometer(s) 168

Figure 3

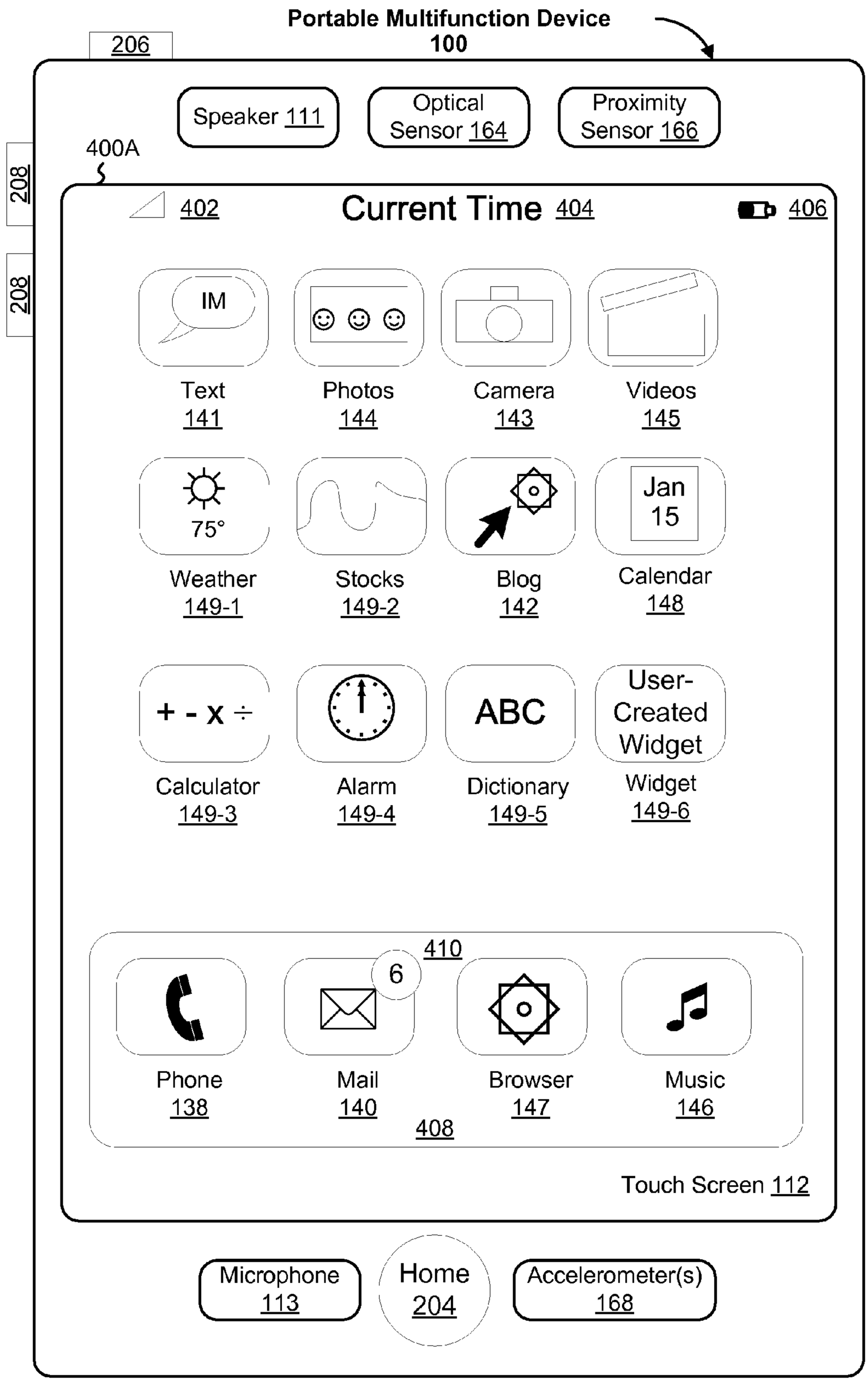
Portable Multifunction Device
100
206
Speaker 111
Optical Sensor 164
Proximity Sensor 166
400A
208
208
402
Current Time 404
406
IM
Text 141
Photos 144
Camera 143
Videos 145
75°
Weather 149-1
Stocks 149-2
Blog 142
Jan 15
Calendar 148
+ - x ÷
Calculator 149-3
Alarm 149-4
ABC
Dictionary 149-5
User-Created Widget
Widget 149-6
410
6
Phone 138
Mail 140
Browser 147
Music 146
408
Touch Screen 112
Microphone 113
Home 204
Accelerometer(s) 168

Figure 4A

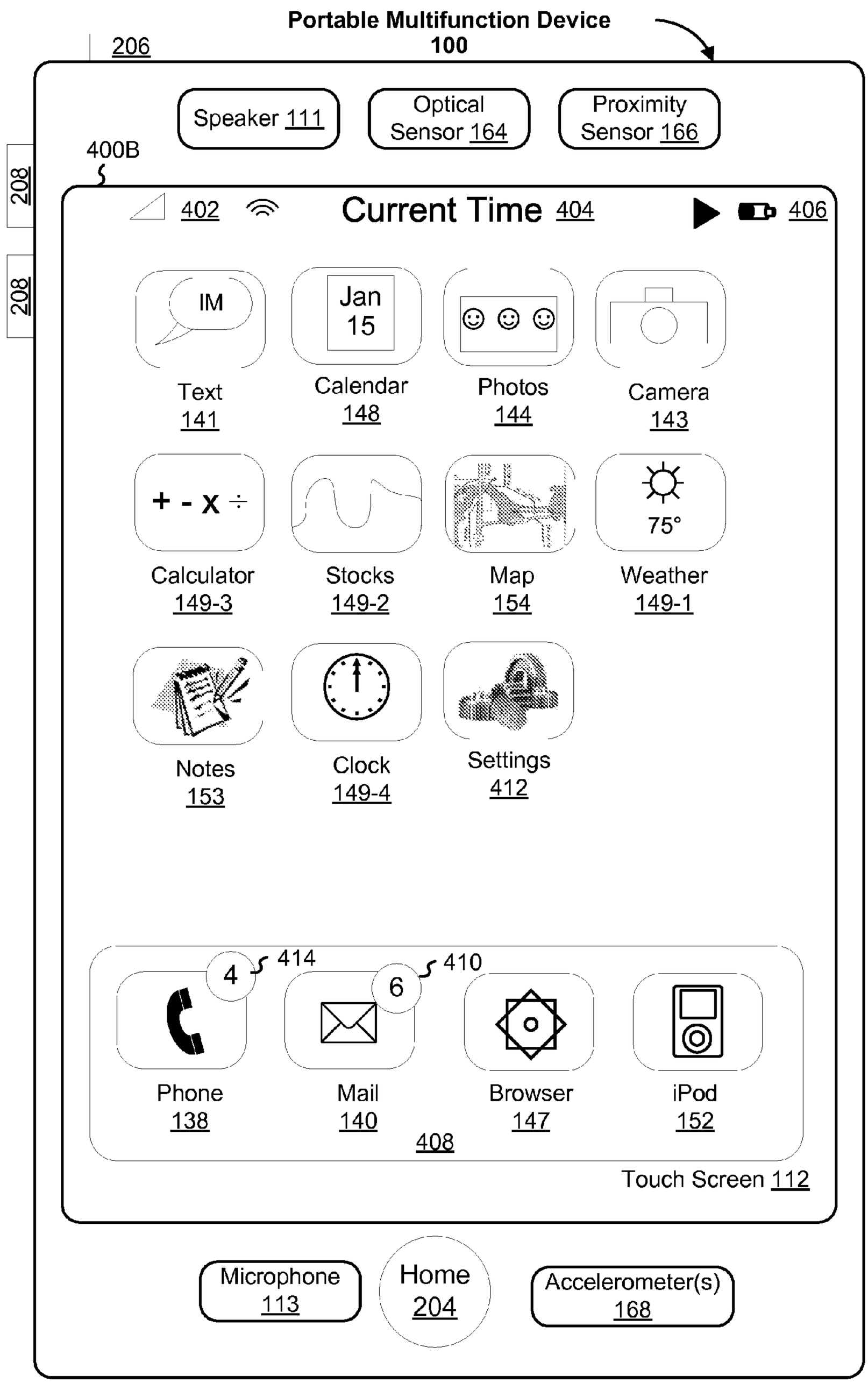
Portable Multifunction Device
100
206
Speaker 111
Optical Sensor 164
Proximity Sensor 166
400B
208
208
402
Current Time 404
406
IM
Text 141
Jan 15
Calendar 148
Photos 144
Camera 143
+ - x ÷
Calculator 149-3
Stocks 149-2
Map 154
75°
Weather 149-1
Notes 153
Clock 149-4
Settings 412
4
414
6
410
Phone 138
Mail 140
Browser 147
iPod 152
408
Touch Screen 112
Microphone 113
Home 204
Accelerometer(s) 168

Figure 4B

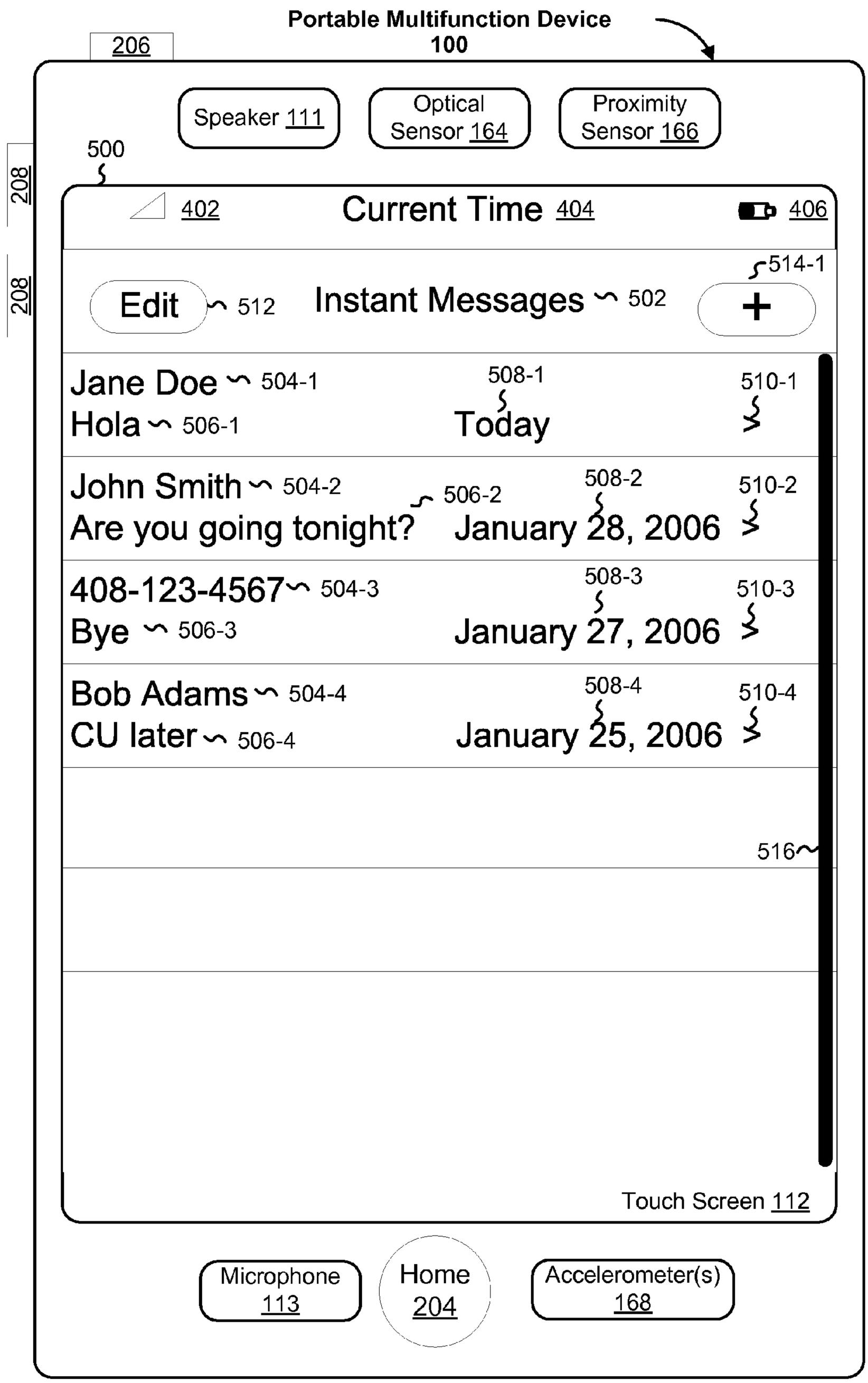
Portable Multifunction Device
100
206
Speaker 111
Optical Sensor 164
Proximity Sensor 166
500
208
208
402
Current Time 404
406
514-1
Edit
512
Instant Messages
502
+
Jane Doe
504-1
508-1
510-1
Hola
506-1
Today
John Smith
504-2
506-2
508-2
510-2
Are you going tonight?
January 28, 2006
408-123-4567
504-3
508-3
510-3
Bye
506-3
January 27, 2006
Bob Adams
504-4
508-4
510-4
CU later
506-4
January 25, 2006
516
Touch Screen 112
Microphone 113
Home 204
Accelerometer(s) 168

Figure 5

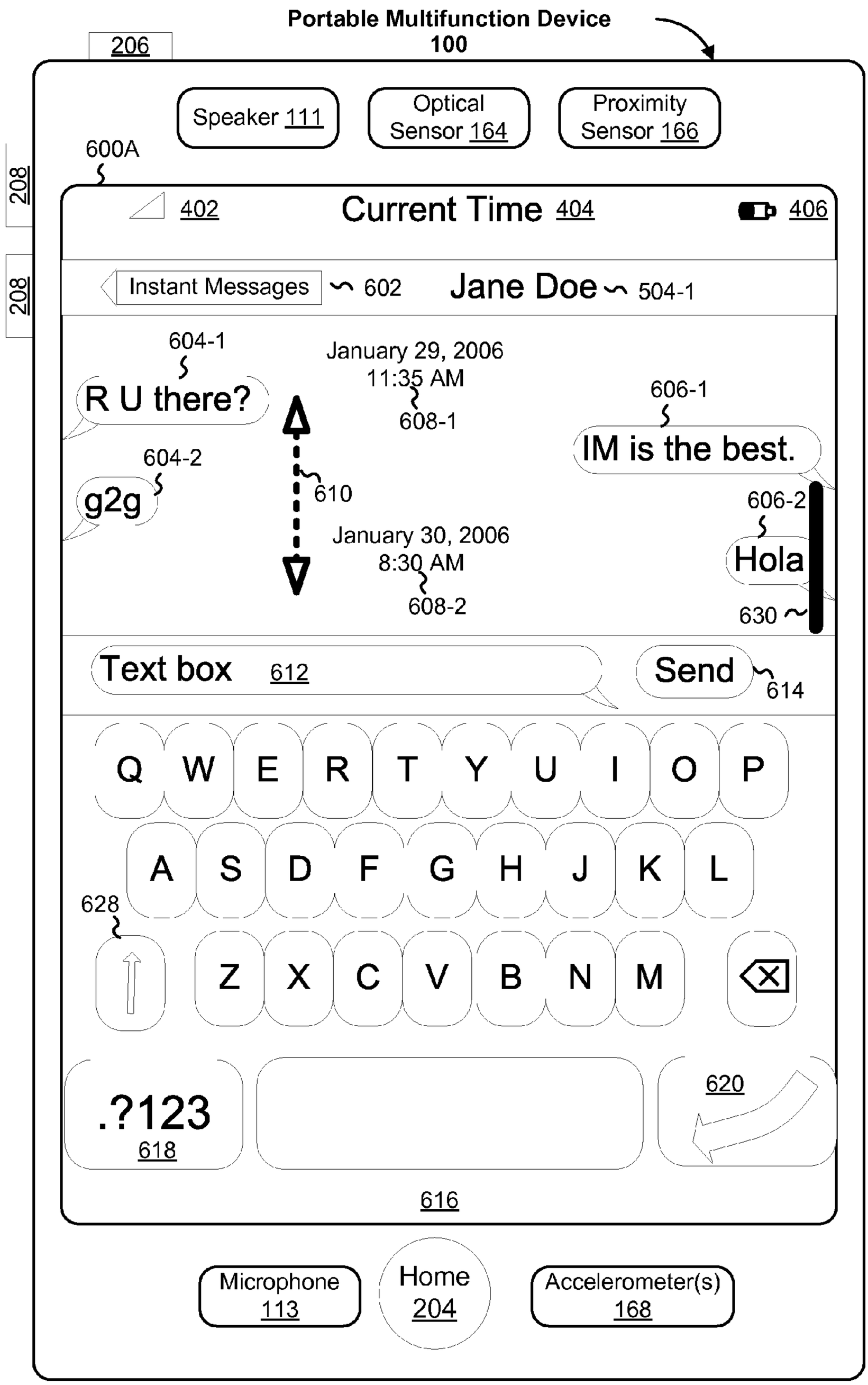
Portable Multifunction Device
100
206
Speaker 111
Optical Sensor 164
Proximity Sensor 166
600A
208
208
402
Current Time 404
406
Instant Messages
602
Jane Doe
504-1
604-1
R U there?
January 29, 2006
11:35 AM
608-1
606-1
IM is the best.
604-2
g2g
610
606-2
Hola
January 30, 2006
8:30 AM
608-2
630
Text box 612
Send
614
Q W E R T Y U I O P
A S D F G H J K L
628
Z X C V B N M
.?123
618
620
616
Microphone 113
Home 204
Accelerometer(s) 168

Figure 6A

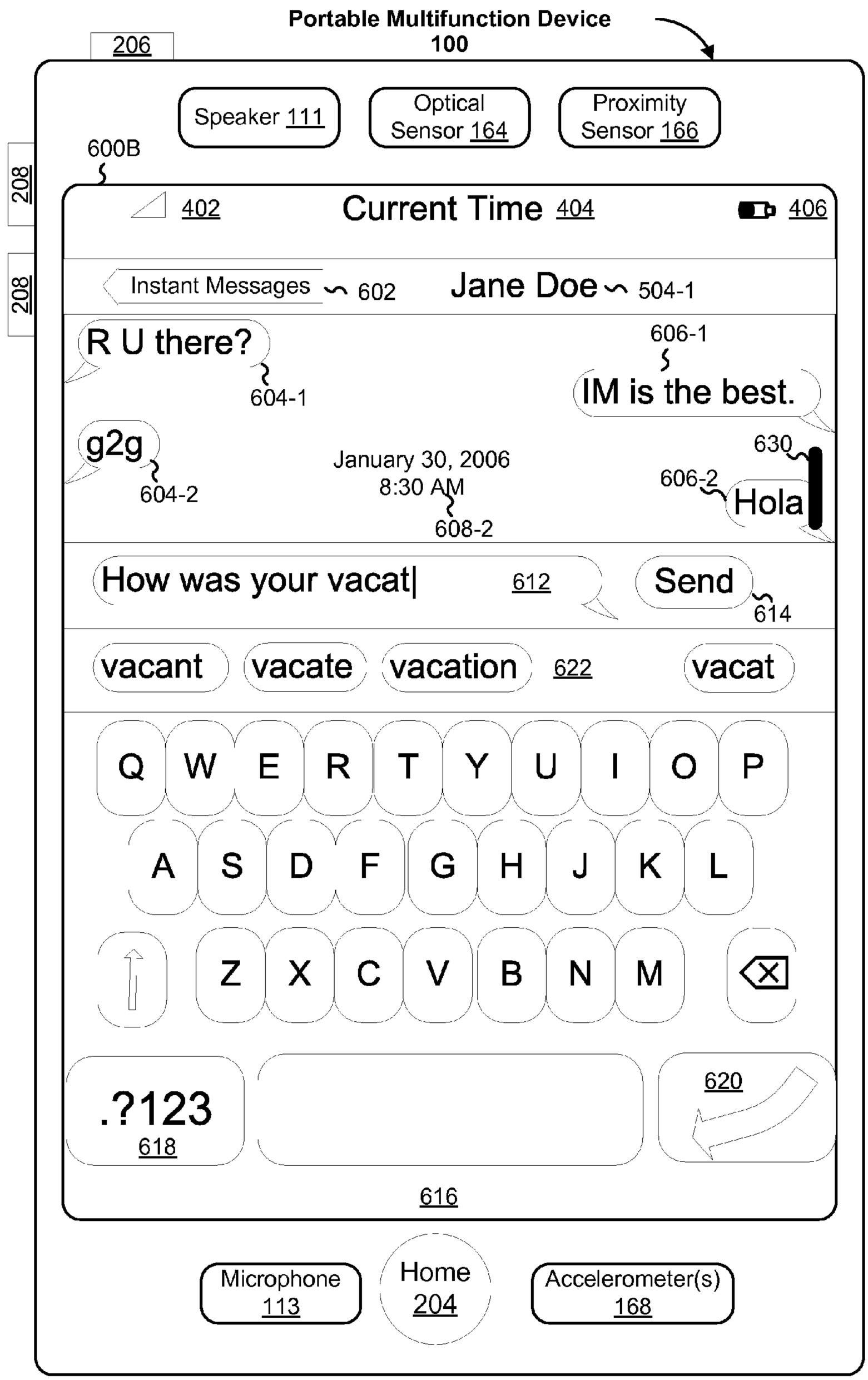
Portable Multifunction Device
100
206
Speaker 111
Optical Sensor 164
Proximity Sensor 166
600B
208
208
402
Current Time 404
406
Instant Messages 602
Jane Doe 504-1
R U there?
604-1
606-1
IM is the best.
g2g
604-2
January 30, 2006
8:30 AM
608-2
630
606-2
Hola
How was your vacat
612
Send
614
vacant
vacate
vacation
622
vacat
Q W E R T Y U I O P
A S D F G H J K L
Z X C V B N M
.?123
618
620
616
Microphone 113
Home 204
Accelerometer(s) 168

Figure 6B

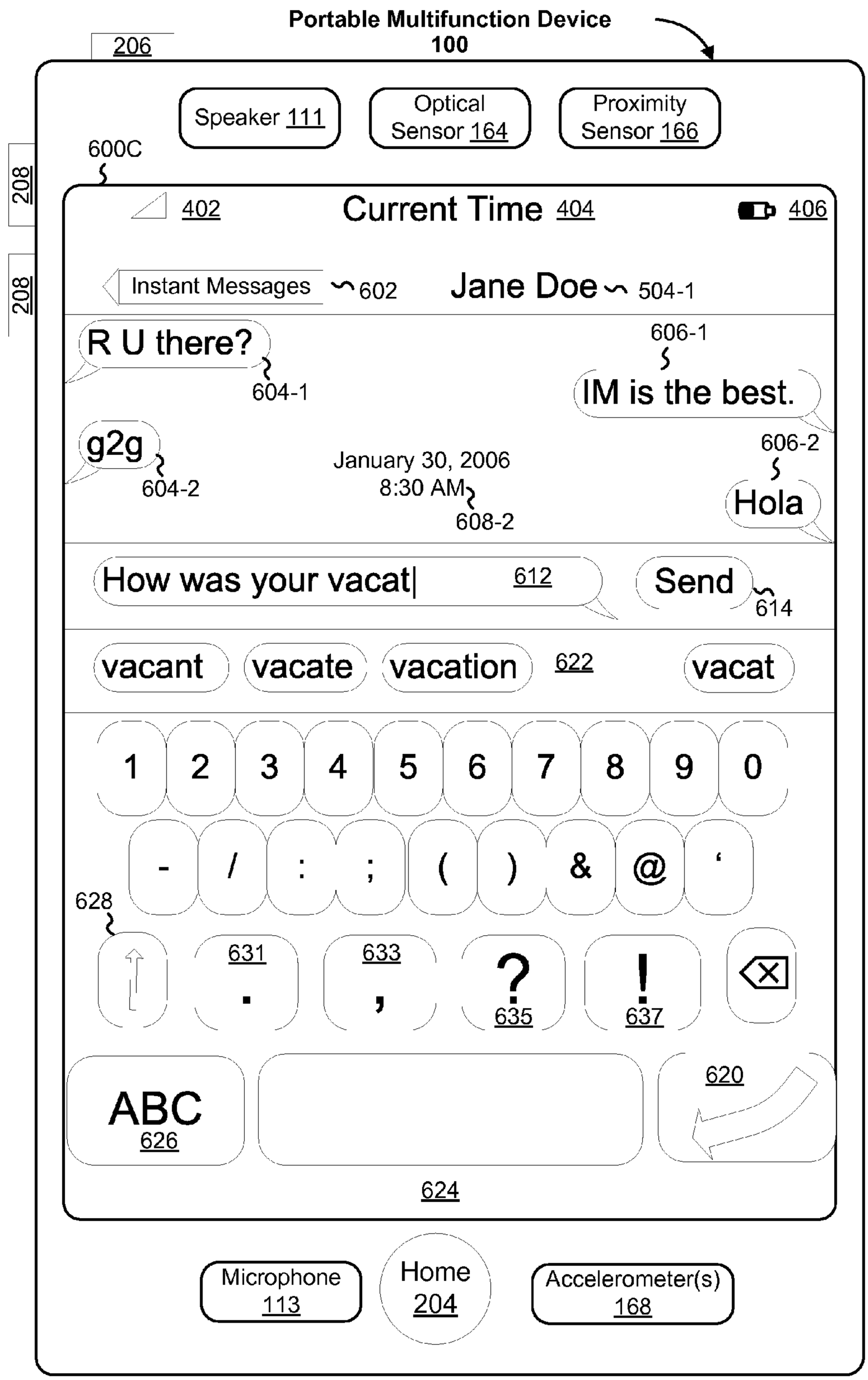
Portable Multifunction Device
100
206
Speaker 111
Optical Sensor 164
Proximity Sensor 166
600C
208
208
402
Current Time 404
406
Instant Messages
602
Jane Doe
504-1
R U there?
604-1
606-1
IM is the best.
g2g
604-2
January 30, 2006
8:30 AM
608-2
606-2
Hola
How was your vacat
612
Send
614
vacant
vacate
vacation
622
vacat
1 2 3 4 5 6 7 8 9 0
- / : ; ( ) & @ '
628
631
633
?
635
!
637
ABC
626
620
624
Microphone 113
Home 204
Accelerometer(s) 168

Figure 6C

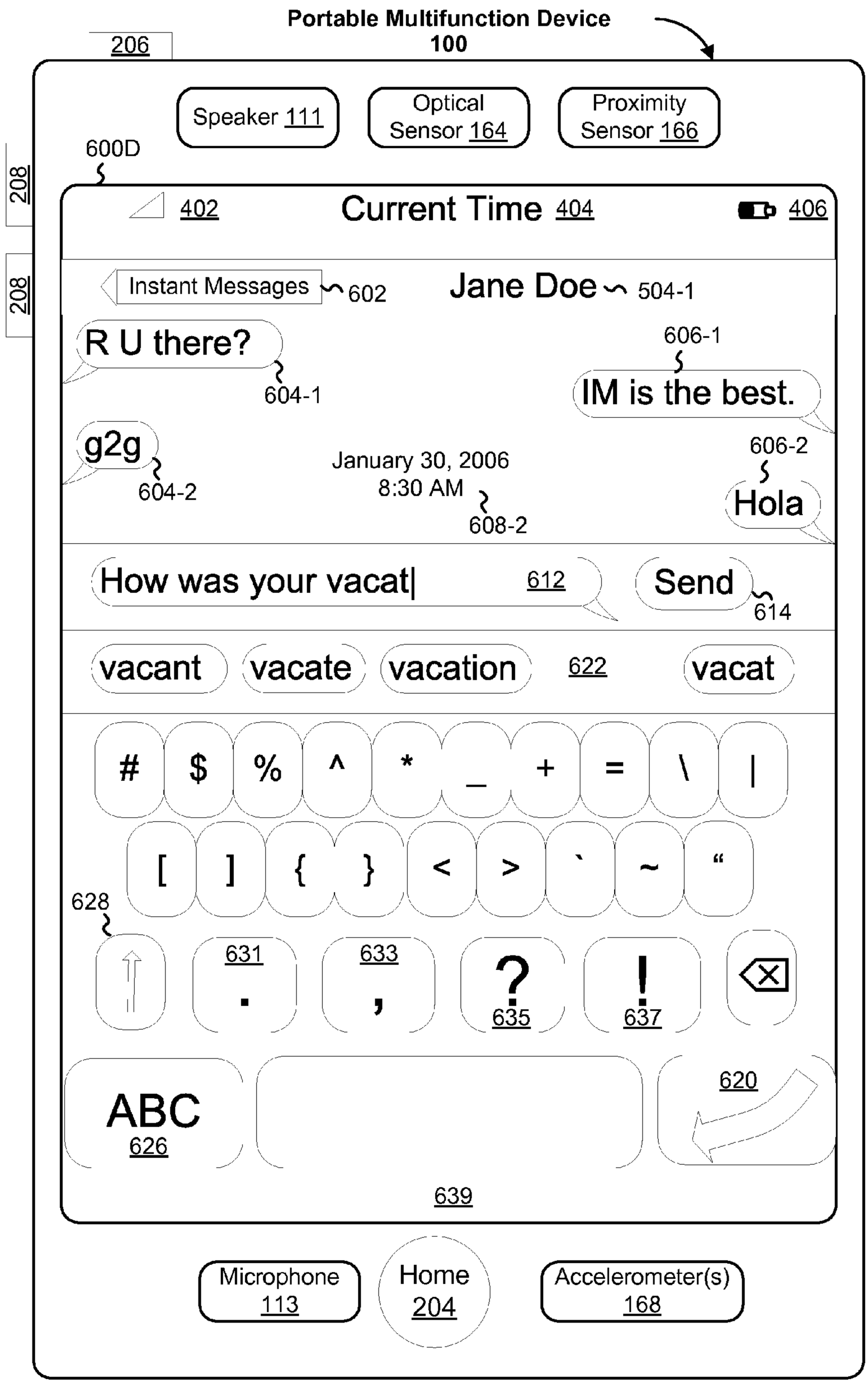
Portable Multifunction Device
100
206
Speaker 111
Optical Sensor 164
Proximity Sensor 166
600D
208
402
Current Time 404
406
208
Instant Messages
602
Jane Doe
504-1
R U there?
604-1
606-1
IM is the best.
g2g
604-2
January 30, 2006
8:30 AM
608-2
606-2
Hola
How was your vacat
612
Send
614
vacant
vacate
vacation
622
vacat
628
631
633
635
637
ABC
626
620
639
Microphone 113
Home 204
Accelerometer(s) 168

Figure 6D

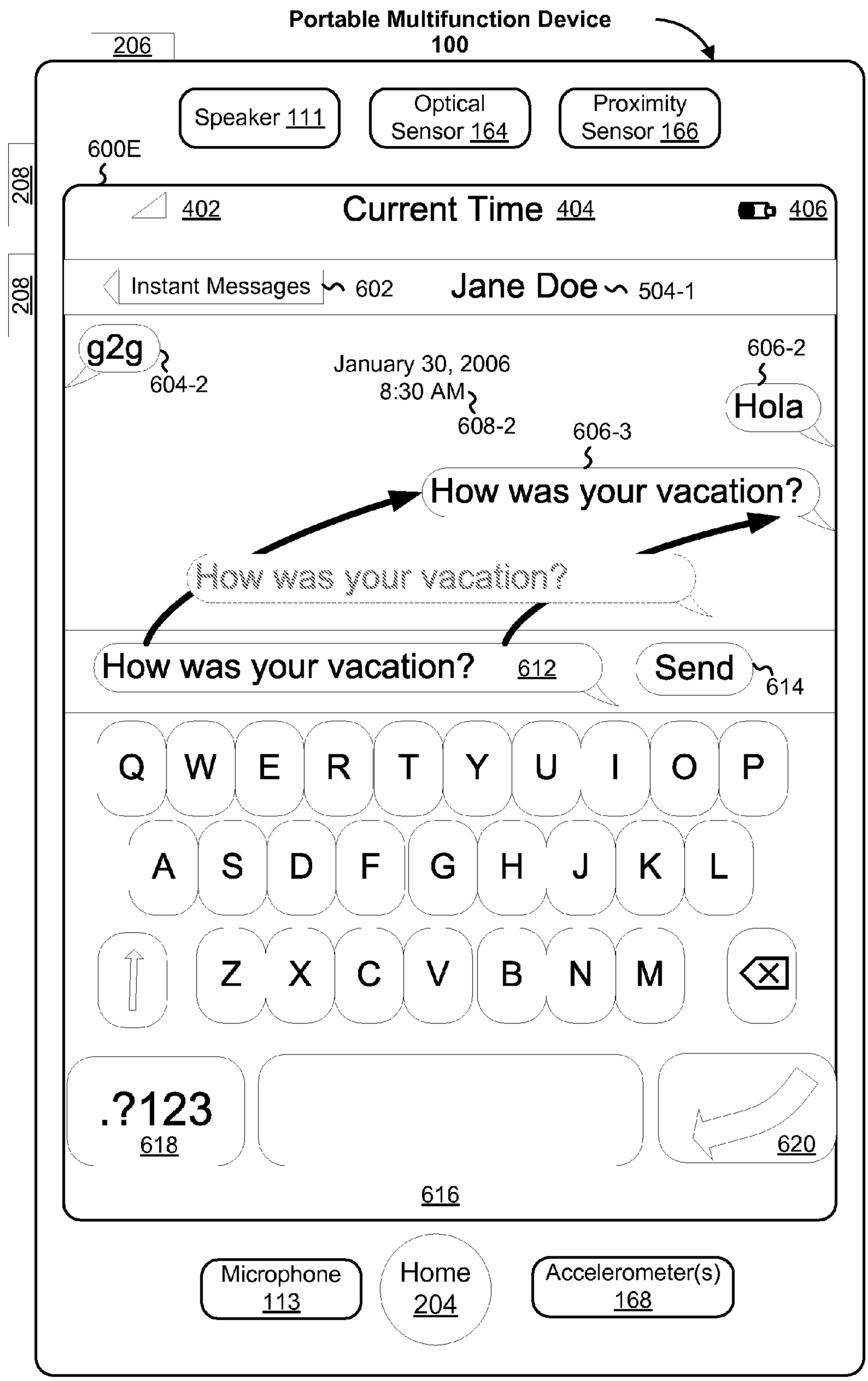
Portable Multifunction Device
100
206
Speaker 111
Optical Sensor 164
Proximity Sensor 166
600E
208
402
Current Time 404
406
208
Instant Messages
602
Jane Doe
504-1
g2g
604-2
January 30, 2006
8:30 AM
608-2
606-2
Hola
606-3
How was your vacation?
How was your vacation?
How was your vacation?
612
Send
614
Q W E R T Y U I O P
A S D F G H J K L
Z X C V B N M
.?123
618
620
616
Microphone 113
Home 204
Accelerometer(s) 168

Figure 6E

Portable Multifunction Device
100
206
Speaker 111
Optical Sensor 164
Proximity Sensor 166
600F
208
208
402
Current Time 404
406
New Message
636
Cancel
To: 632
634
+
Text box 612
Send
614
Q W E R T Y U I O P
A S D F G H J K L
628
Z X C V B N M
.?123
618
Space
Return
620
616
Microphone 113
Home 204
Accelerometer(s) 168

Figure 6F

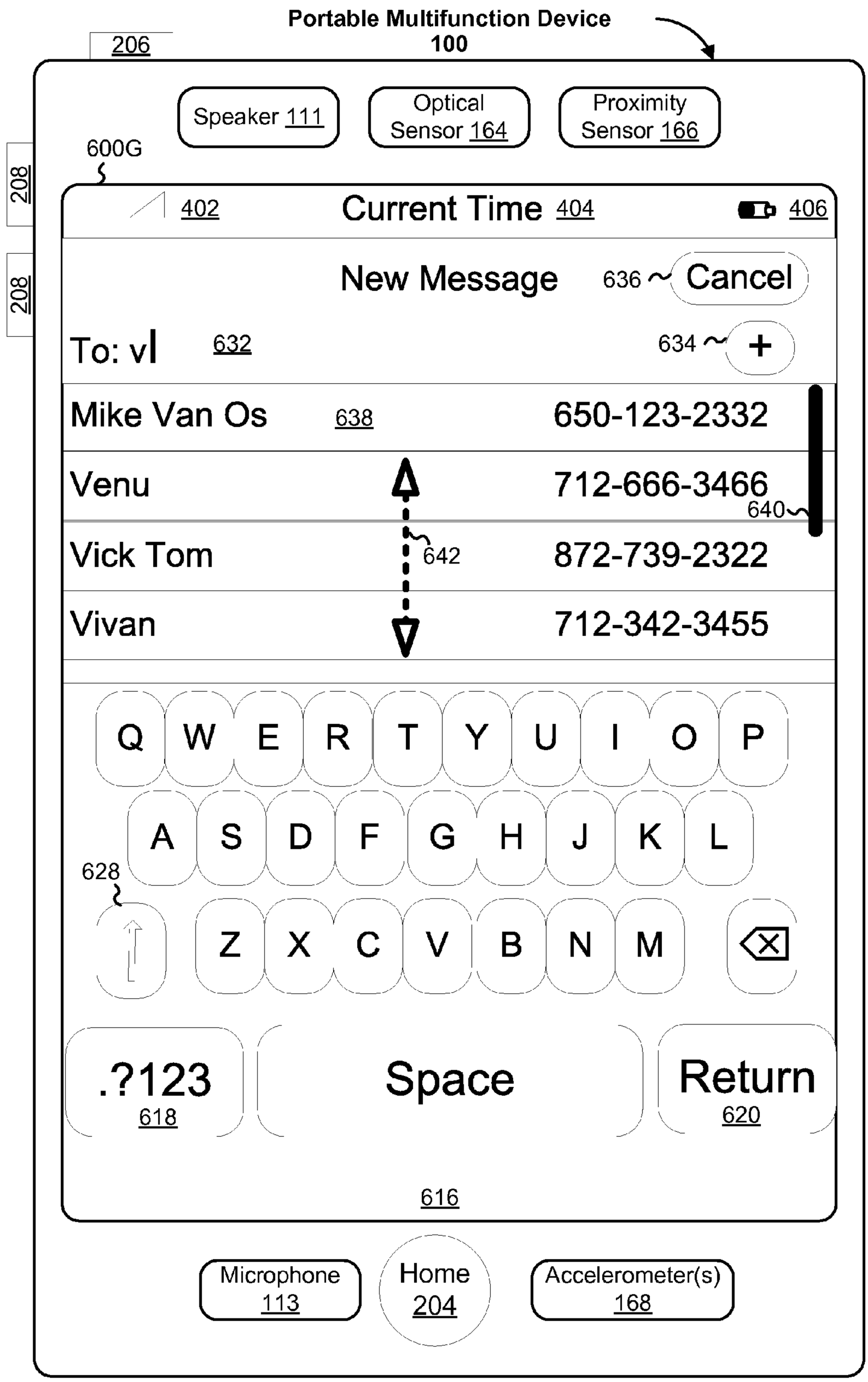
Portable Multifunction Device
100
206
Speaker 111
Optical Sensor 164
Proximity Sensor 166
600G
208
208
402
Current Time 404
406
New Message
636
Cancel
To: vl
632
634
+
Mike Van Os
638
650-123-2332
Venu
712-666-3466
640
Vick Tom
642
872-739-2322
Vivan
712-342-3455
Q W E R T Y U I O P
A S D F G H J K L
628
Z X C V B N M
.?123
618
Space
Return
620
616
Microphone 113
Home 204
Accelerometer(s) 168

Figure 6G

Portable Multifunction Device
100
206
Speaker 111
Optical Sensor 164
Proximity Sensor 166
600H
208
208
402
Current Time 404
406
New Message
636
Cancel
To: Mike Van Os 632
634
+
dinner
644
Can you make din
656
612
Send
614
Q W E R T Y U I O P
A S D F G H N K L
628
Z X C V B N M
.?123
618
dinner 646
Return
620
616
Microphone
113
Home
204
Accelerometer(s)
168

Figure 6H

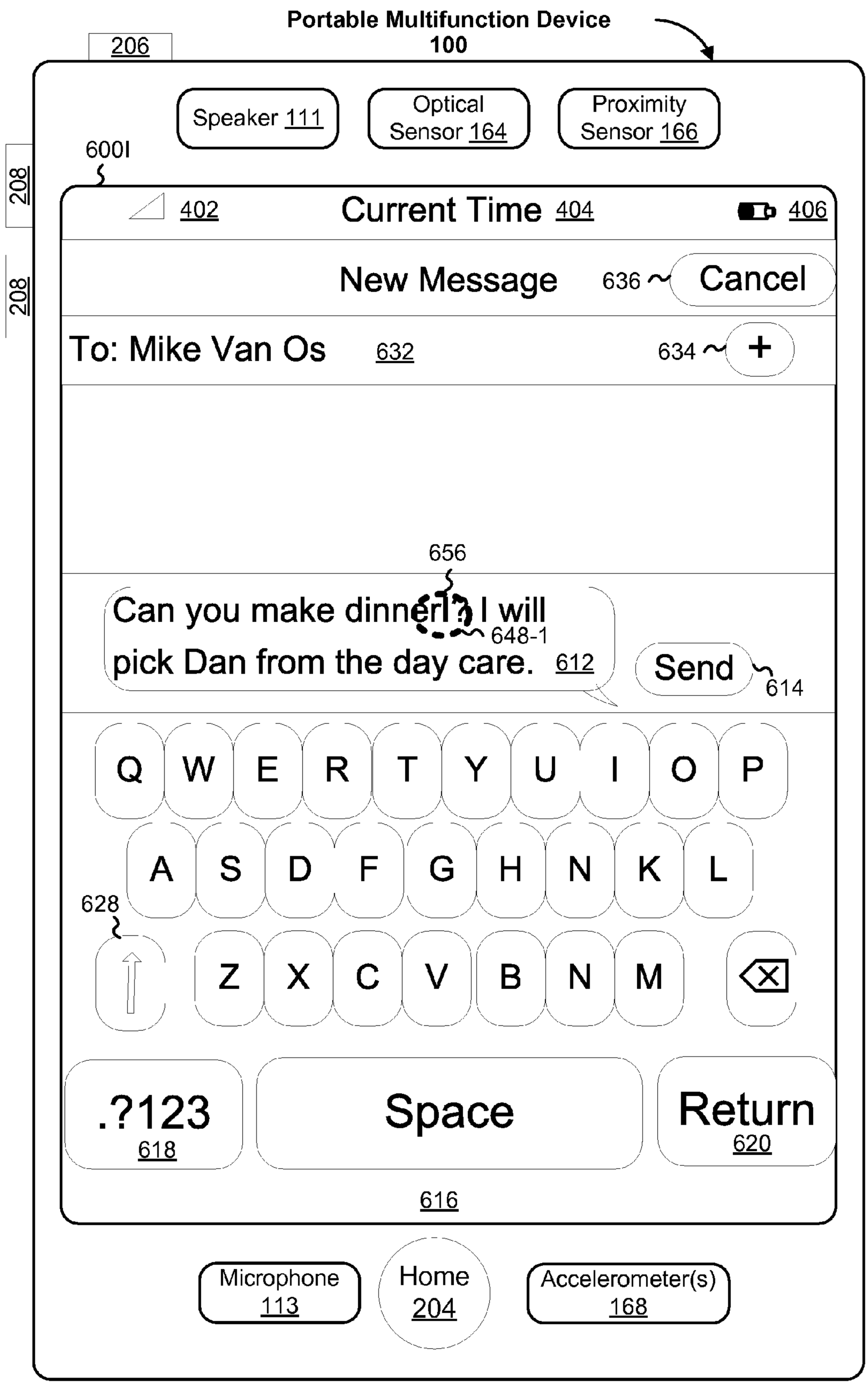
Portable Multifunction Device
100
206
Speaker 111
Optical Sensor 164
Proximity Sensor 166
600I
208
208
402
Current Time 404
406
New Message
636
Cancel
To: Mike Van Os 632
634
+
656
Can you make dinner? I will pick Dan from the day care. 612
648-1
Send
614
Q W E R T Y U I O P
A S D F G H N K L
628
Z X C V B N M
.?123
618
Space
Return
620
616
Microphone 113
Home 204
Accelerometer(s) 168

Figure 6I

Portable Multifunction Device
100
206
Speaker 111
Optical Sensor 164
Proximity Sensor 166
600J
208
208
402
Current Time 404
406
New Message
636
Cancel
To: Mike Van Os 632
634
+
657-1
650-2
you ma
day c
650-1
657-2
Dan
648-1
648-2
Send
614
Q W E R T Y U I O P
A S D F G H N K L
648-3
628
Z X C V B N M
.?123
618
Space
Return
620
616
Microphone
113
Home
204
Accelerometer(s)
168

Figure 6J

Portable Multifunction Device
100
206
Speaker 111
Optical Sensor 164
Proximity Sensor 166
600K
208
208
402
Current Time 404
406
New Message
636
Cancel
To: Mike Van Os 632
634
+
Can you make dinner? I will
656
pick Dani from the day care. 612
Send
614
Q W E R T Y U I O P
A S D F G H N K L
628
Z X C V B N M
.?123
618
Space
Return
620
616
Microphone
113
Home
204
Accelerometer(s)
168

Figure 6K

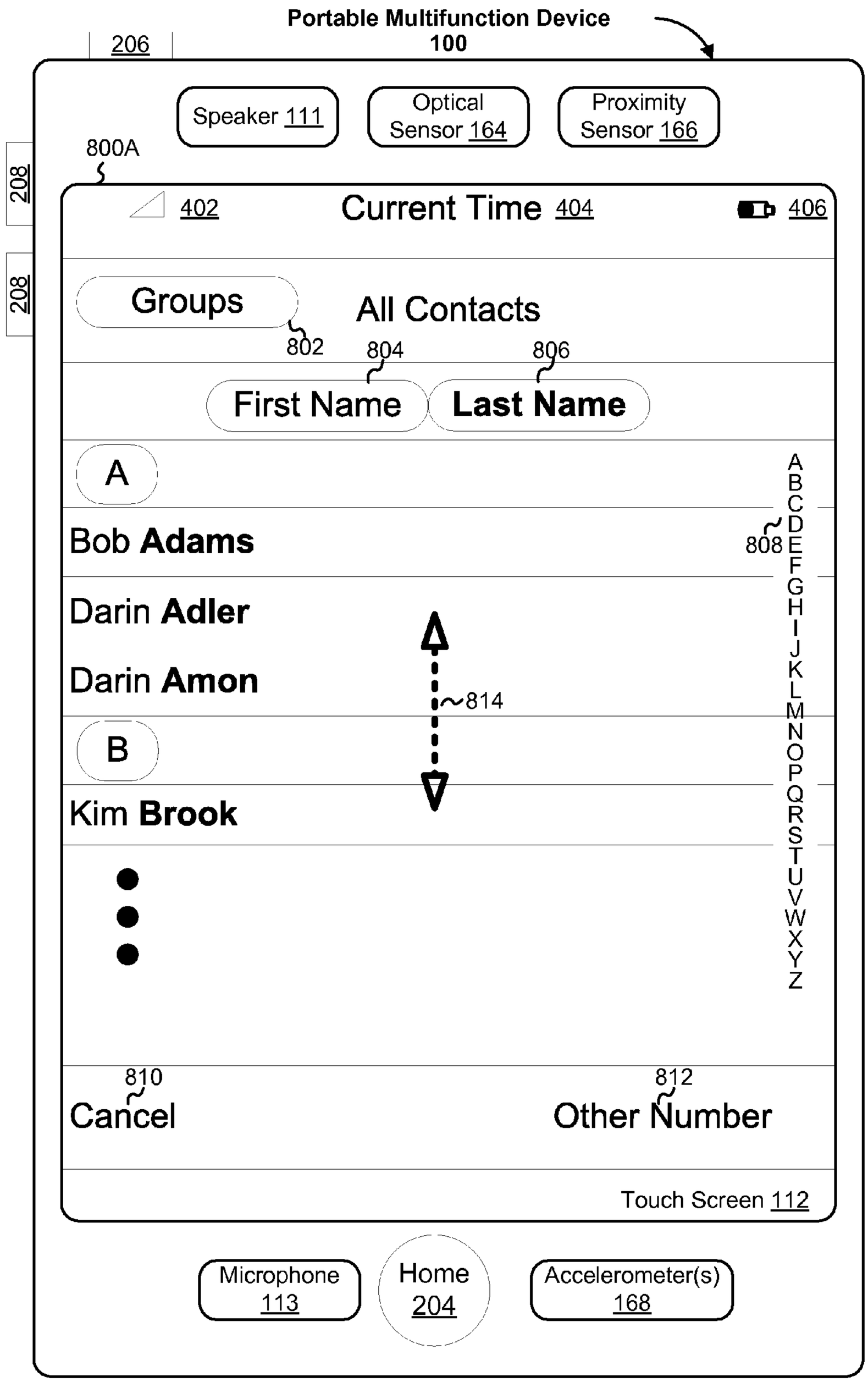
Portable Multifunction Device
100
206
Speaker 111
Optical Sensor 164
Proximity Sensor 166
800A
208
208
402
Current Time 404
406
Groups
All Contacts
802
804
806
First Name
Last Name
A
Bob Adams
Darin Adler
Darin Amon
B
Kim Brook
808
814
A B C D E F G H I J K L M N O P Q R S T U V W X Y Z
810
Cancel
812
Other Number
Touch Screen 112
Microphone 113
Home 204
Accelerometer(s) 168

Figure 7A

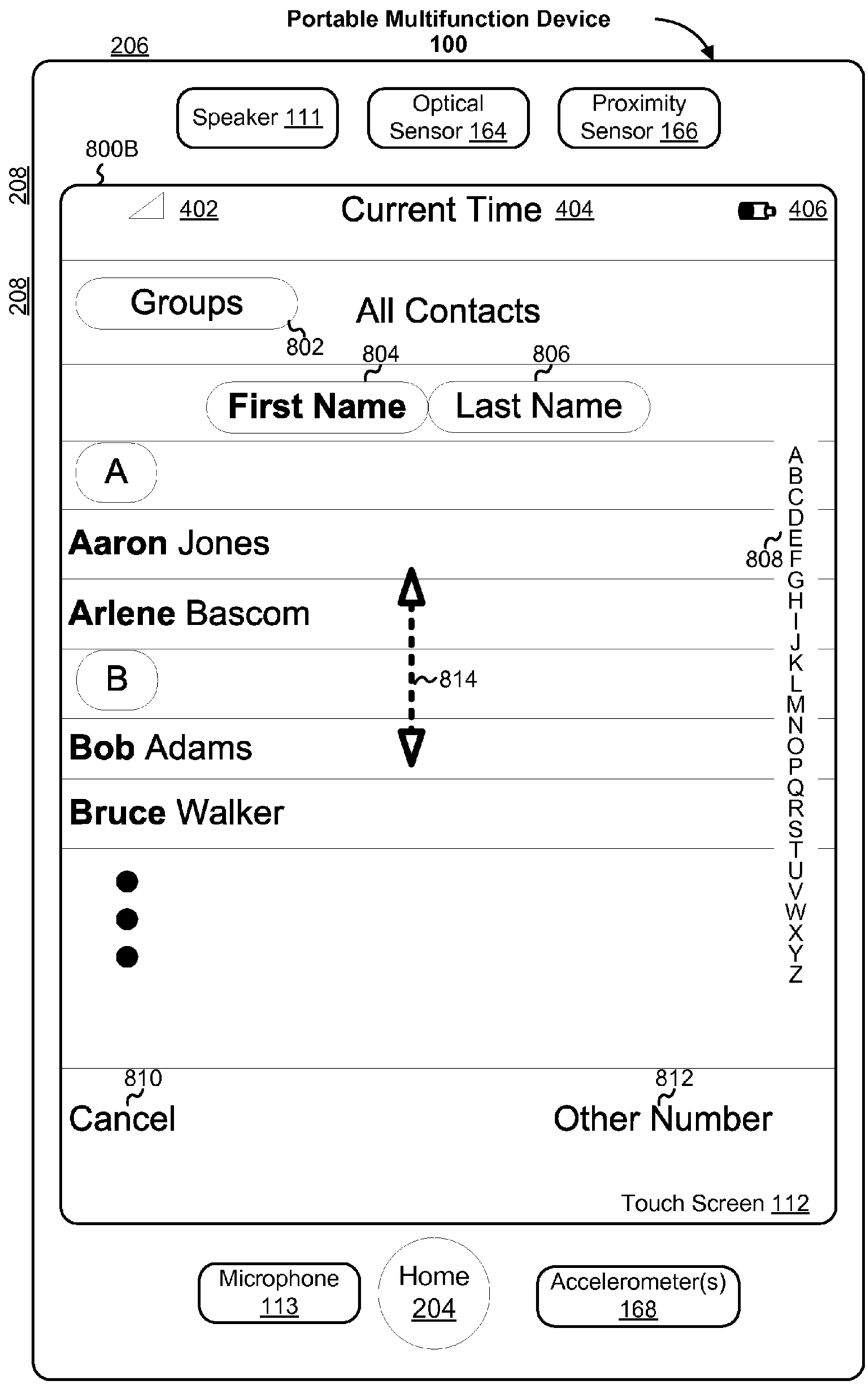
Portable Multifunction Device
100
206
Speaker 111
Optical Sensor 164
Proximity Sensor 166
800B
208
402
Current Time 404
406
208
Groups
All Contacts
802
804
806
First Name
Last Name
A
Aaron Jones
Arlene Bascom
B
Bob Adams
Bruce Walker
808
814
A B C D E F G H I J K L M N O P Q R S T U V W X Y Z
810
812
Cancel
Other Number
Touch Screen 112
Microphone 113
Home 204
Accelerometer(s) 168

Figure 7B

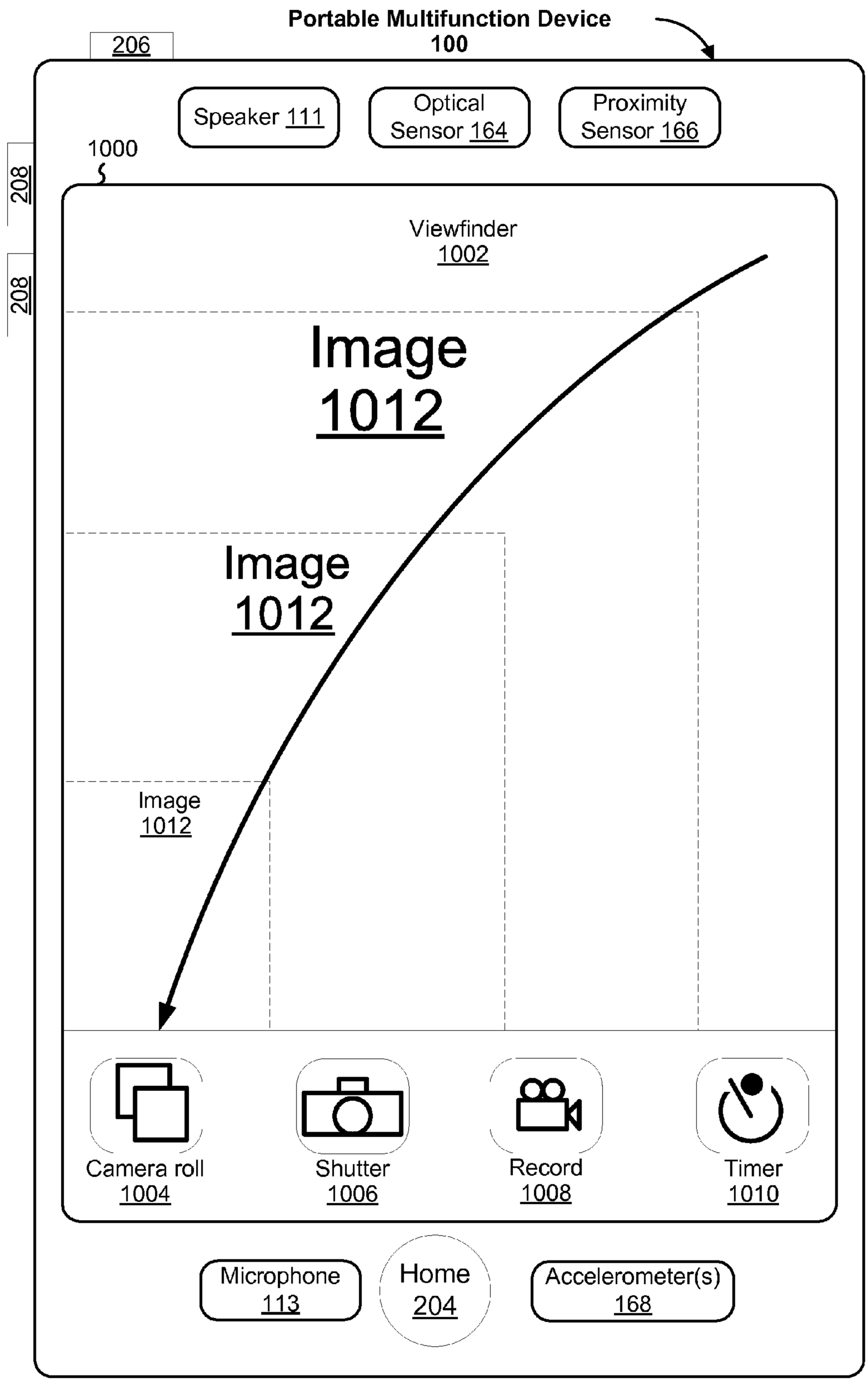
Portable Multifunction Device
100
206
Speaker 111
Optical Sensor 164
Proximity Sensor 166
1000
208
208
Viewfinder
1002
Image
1012
Image
1012
Image
1012
Camera roll
1004
Shutter
1006
Record
1008
Timer
1010
Microphone
113
Home
204
Accelerometer(s)
168

Figure 8

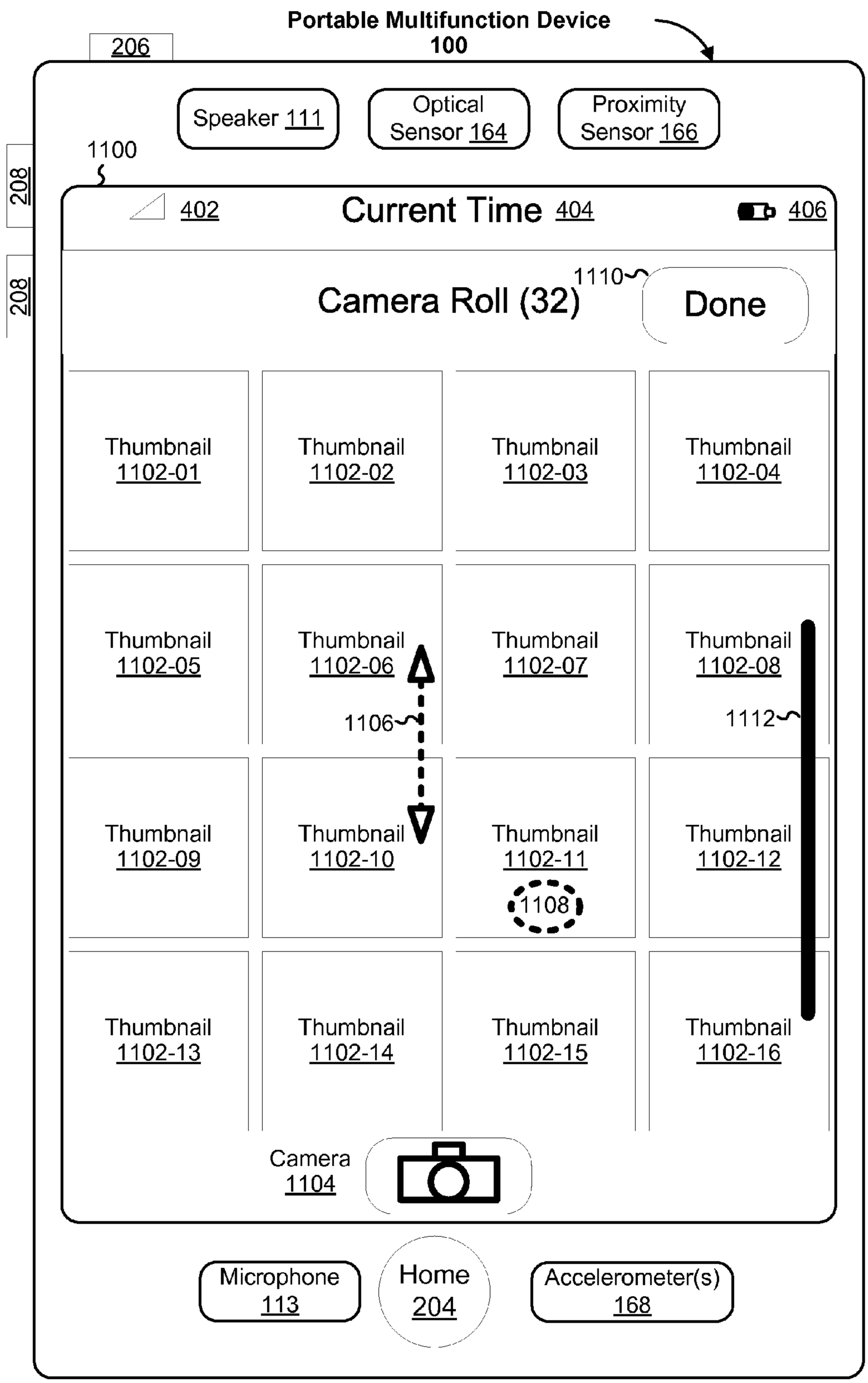
Portable Multifunction Device
100
206
Speaker 111
Optical Sensor 164
Proximity Sensor 166
1100
208
208
402
Current Time 404
406
1110
Camera Roll (32)
Done
Thumbnail 1102-01
Thumbnail 1102-02
Thumbnail 1102-03
Thumbnail 1102-04
Thumbnail 1102-05
Thumbnail 1102-06
Thumbnail 1102-07
Thumbnail 1102-08
1106
1112
Thumbnail 1102-09
Thumbnail 1102-10
Thumbnail 1102-11
Thumbnail 1102-12
1108
Thumbnail 1102-13
Thumbnail 1102-14
Thumbnail 1102-15
Thumbnail 1102-16
Camera 1104
Microphone 113
Home 204
Accelerometer(s) 168

Figure 9

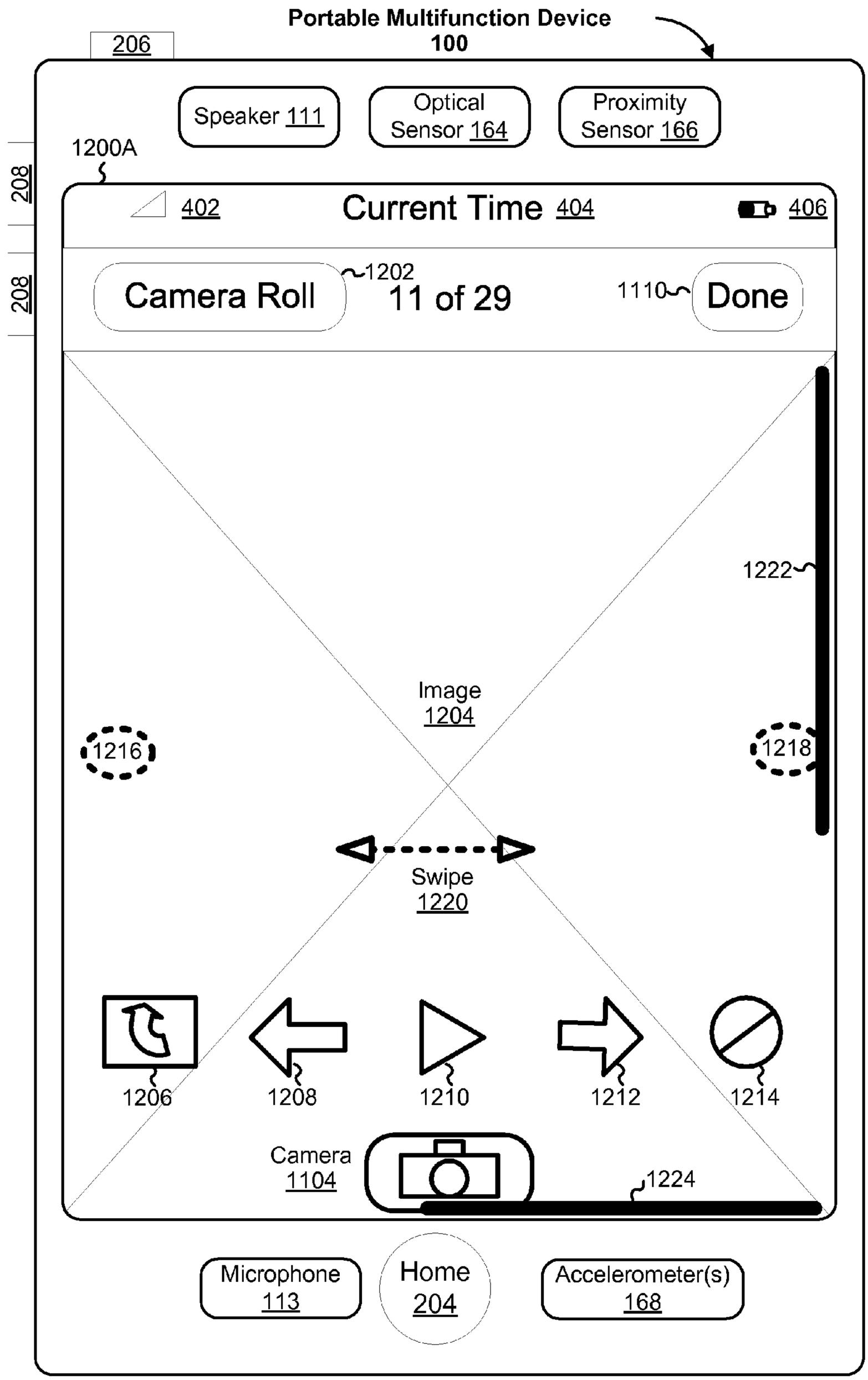
Portable Multifunction Device
100
206
Speaker 111
Optical Sensor 164
Proximity Sensor 166
1200A
208
208
402
Current Time 404
406
Camera Roll
1202
11 of 29
1110
Done
1222
Image
1204
1216
1218
Swipe
1220
1206
1208
1210
1212
1214
Camera
1104
1224
Microphone
113
Home
204
Accelerometer(s)
168

Figure 10A

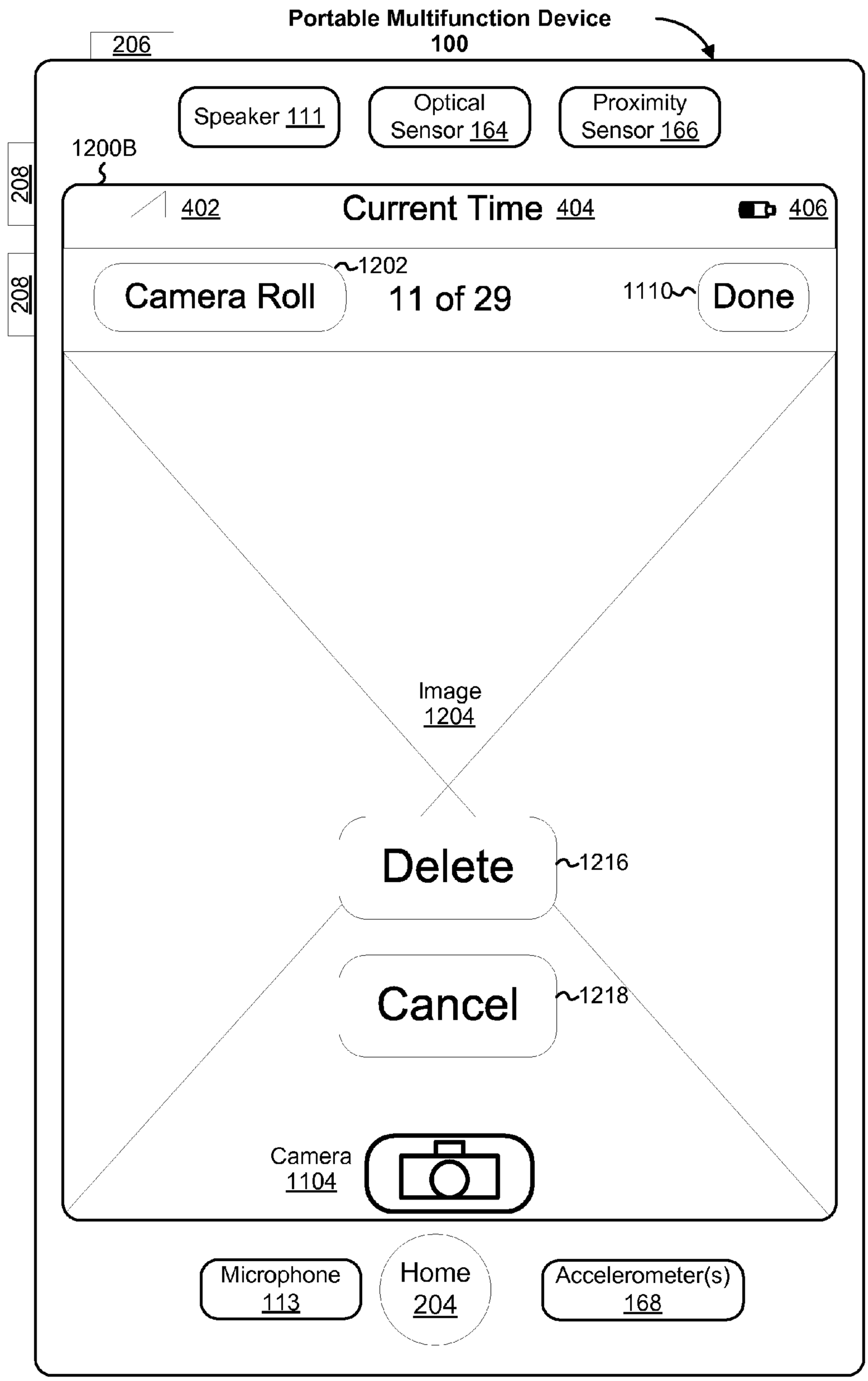
Portable Multifunction Device
100
206
Speaker 111
Optical Sensor 164
Proximity Sensor 166
1200B
208
402
Current Time 404
406
208
1202
Camera Roll
11 of 29
1110
Done
Image
1204
Delete
1216
Cancel
1218
Camera
1104
Microphone
113
Home
204
Accelerometer(s)
168

Figure 10B

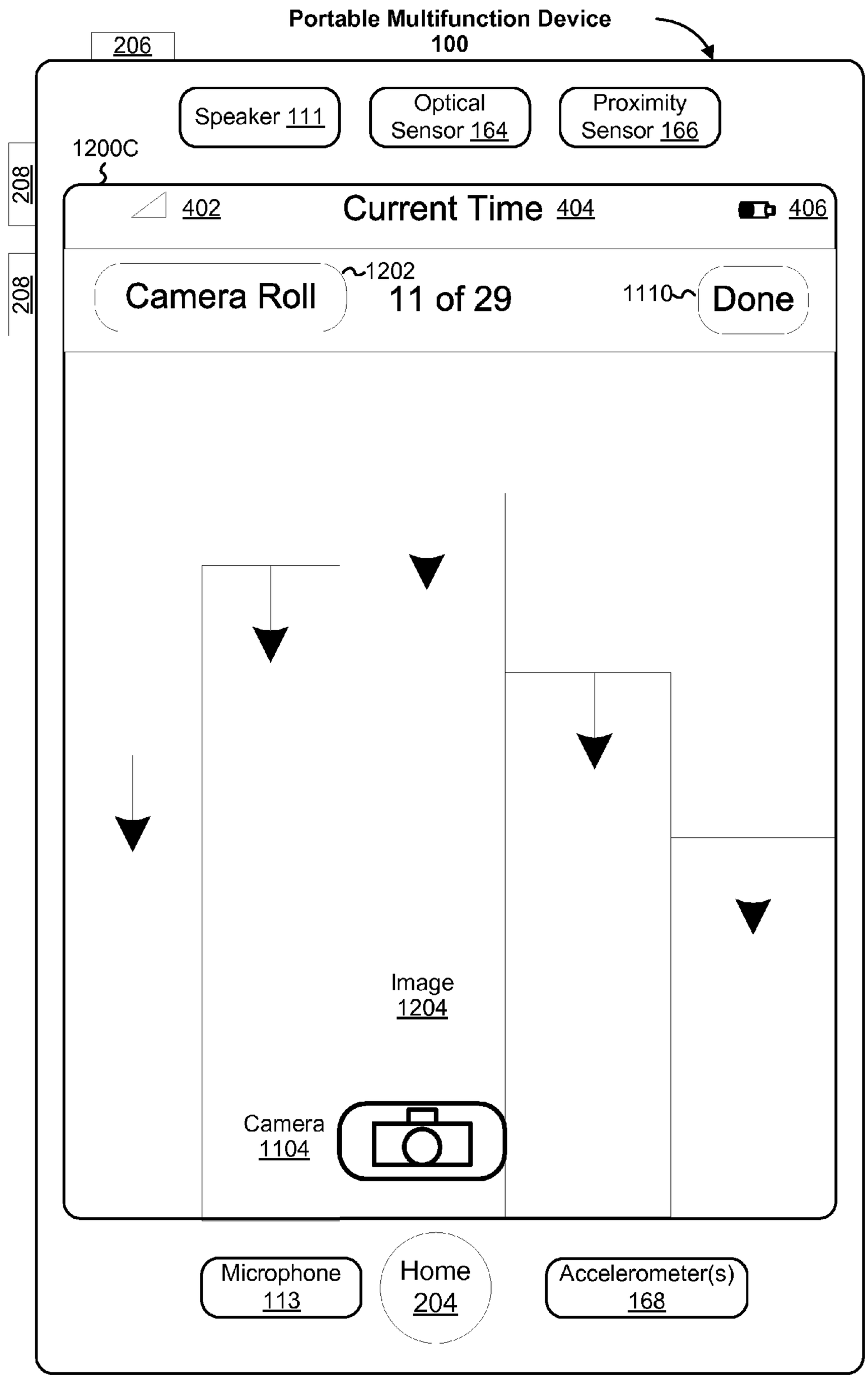
Portable Multifunction Device
100
206
Speaker 111
Optical Sensor 164
Proximity Sensor 166
1200C
208
208
402
Current Time 404
406
Camera Roll
1202
11 of 29
1110
Done
Image
1204
Camera
1104
Microphone
113
Home
204
Accelerometer(s)
168

Figure 10C


Portable Multifunction Device
100
206
Speaker 111
Optical Sensor 164
Proximity Sensor 166
1300A
208
208
402
Current Time 404
406
Photo Albums
Graphic 1304-1
Album Name 1306-1
1308
Graphic 1304-2
Album Name 1306-2
1312
Graphic 1304-3
Album Name 1306-3
1314
Graphic 1304-4
Album Name 1306-4
Graphic 1304-5
Album Name 1306-5
Graphic 1304-6
Album Name 1306-6
i
1310
Microphone 113
Home 204
Accelerometer(s) 168

Figure 11A

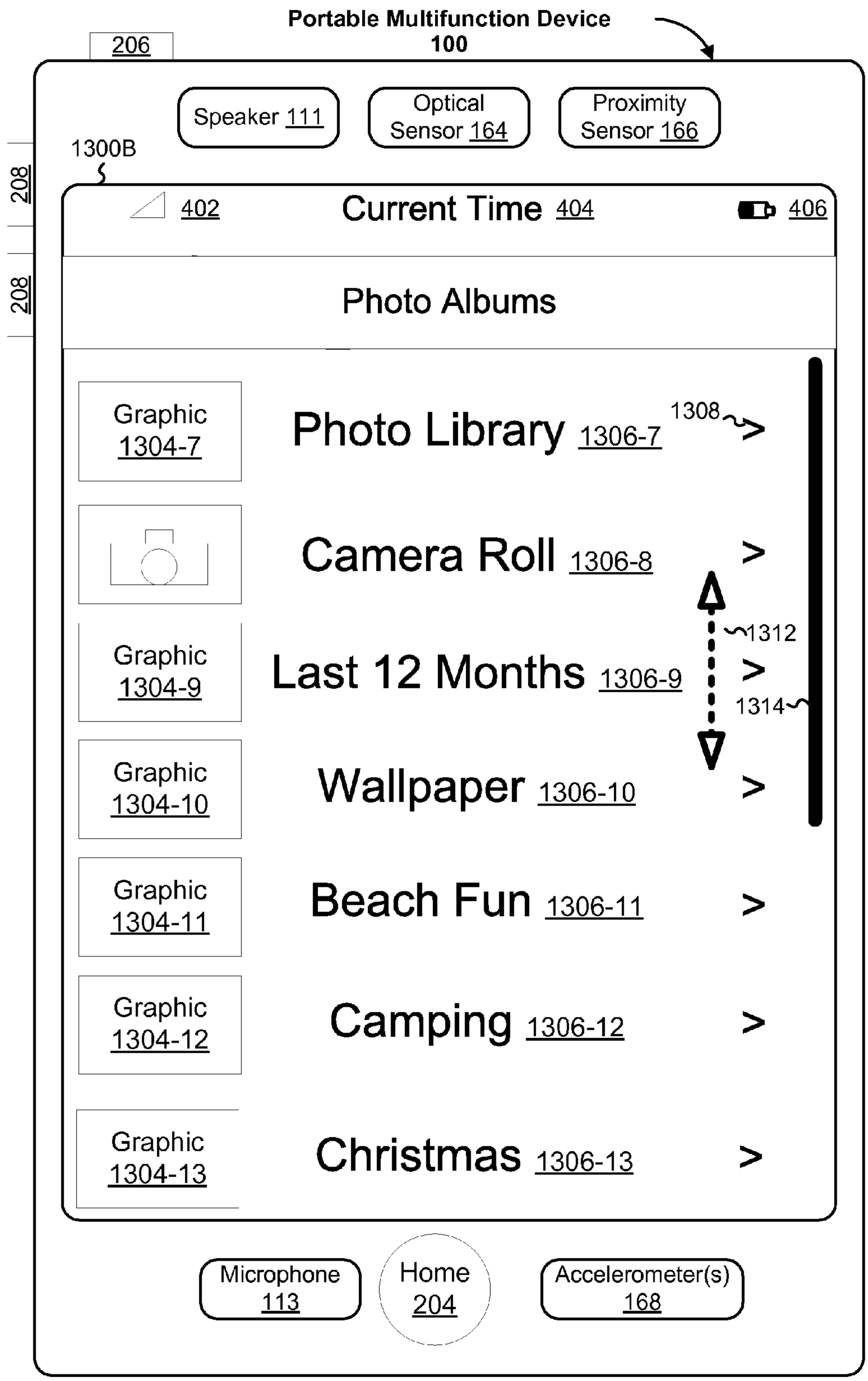
Portable Multifunction Device
100
206
Speaker 111
Optical Sensor 164
Proximity Sensor 166
1300B
208
208
402
Current Time 404
406
Photo Albums
Graphic 1304-7
Photo Library 1306-7
1308
Camera Roll 1306-8
1312
Graphic 1304-9
Last 12 Months 1306-9
1314
Graphic 1304-10
Wallpaper 1306-10
Graphic 1304-11
Beach Fun 1306-11
Graphic 1304-12
Camping 1306-12
Graphic 1304-13
Christmas 1306-13
Microphone 113
Home 204
Accelerometer(s) 168

Figure 11B

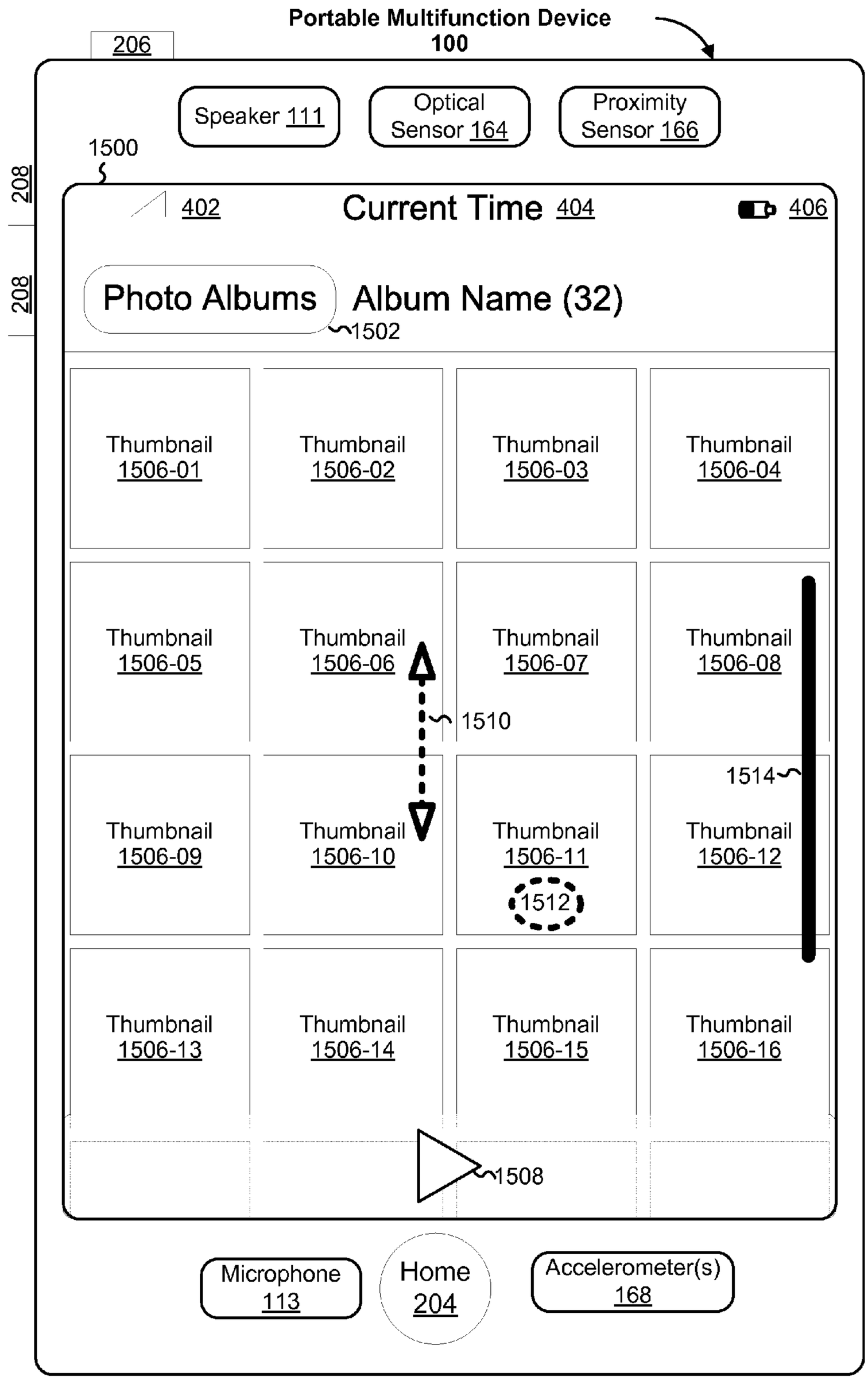
Portable Multifunction Device
100
206
Speaker 111
Optical Sensor 164
Proximity Sensor 166
1500
208
208
402
Current Time 404
406
Photo Albums
Album Name (32)
1502
Thumbnail 1506-01
Thumbnail 1506-02
Thumbnail 1506-03
Thumbnail 1506-04
Thumbnail 1506-05
Thumbnail 1506-06
Thumbnail 1506-07
Thumbnail 1506-08
1510
1514
Thumbnail 1506-09
Thumbnail 1506-10
Thumbnail 1506-11
Thumbnail 1506-12
1512
Thumbnail 1506-13
Thumbnail 1506-14
Thumbnail 1506-15
Thumbnail 1506-16
1508
Microphone 113
Home 204
Accelerometer(s) 168

Figure 12

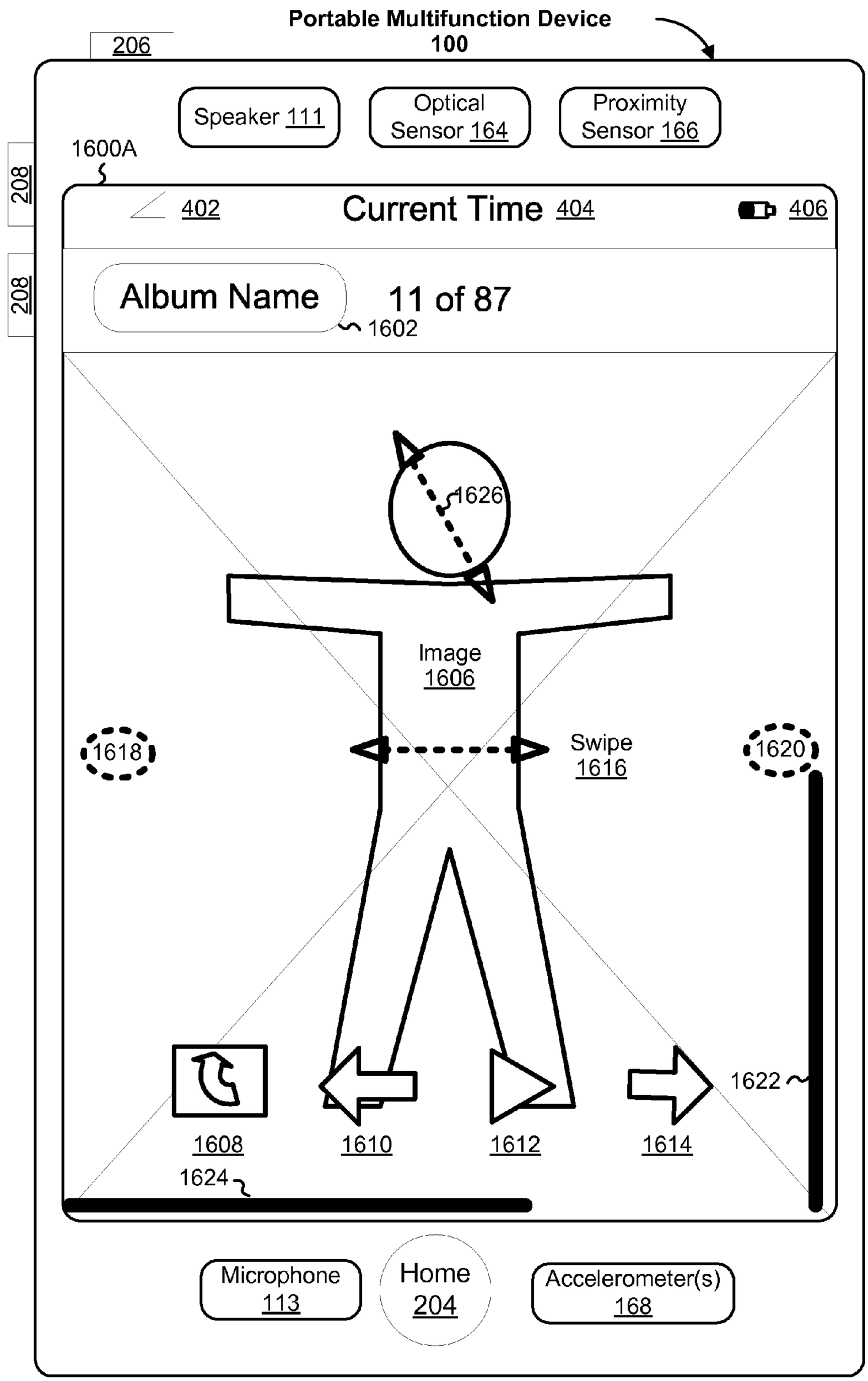
Portable Multifunction Device
100
206
Speaker 111
Optical Sensor 164
Proximity Sensor 166
1600A
208
208
402
Current Time 404
406
Album Name
11 of 87
1602
1626
Image
1606
1618
Swipe
1616
1620
1622
1608
1610
1612
1614
1624
Microphone
113
Home
204
Accelerometer(s)
168

Figure 13A

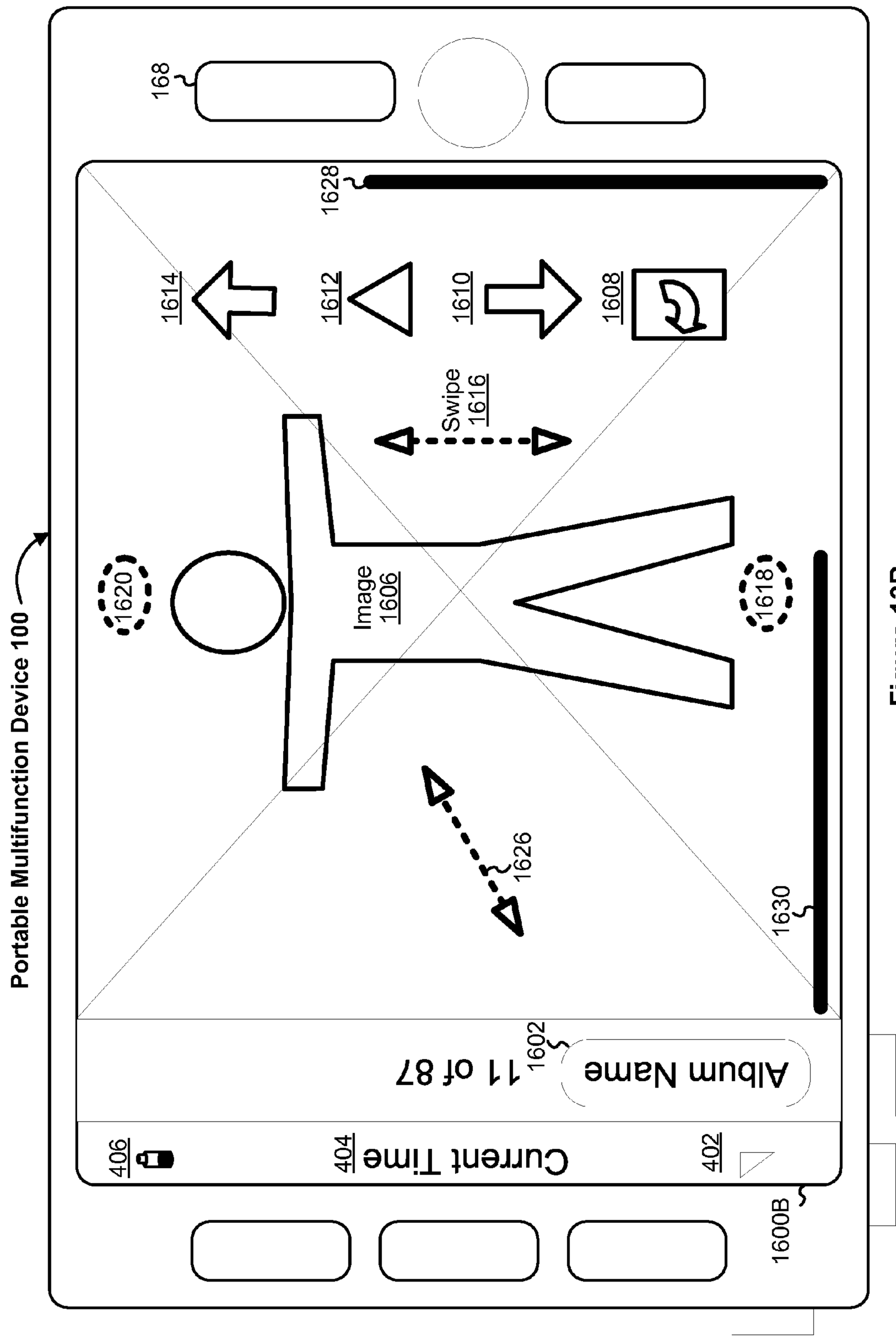
Portable Multifunction Device 100
168
1628
1614
1612
1610
1608
Swipe
1616
1620
Image
1606
1618
1626
1630
Album Name
11 of 87
1602
406
Current Time
404
402
1600B

Figure 13B

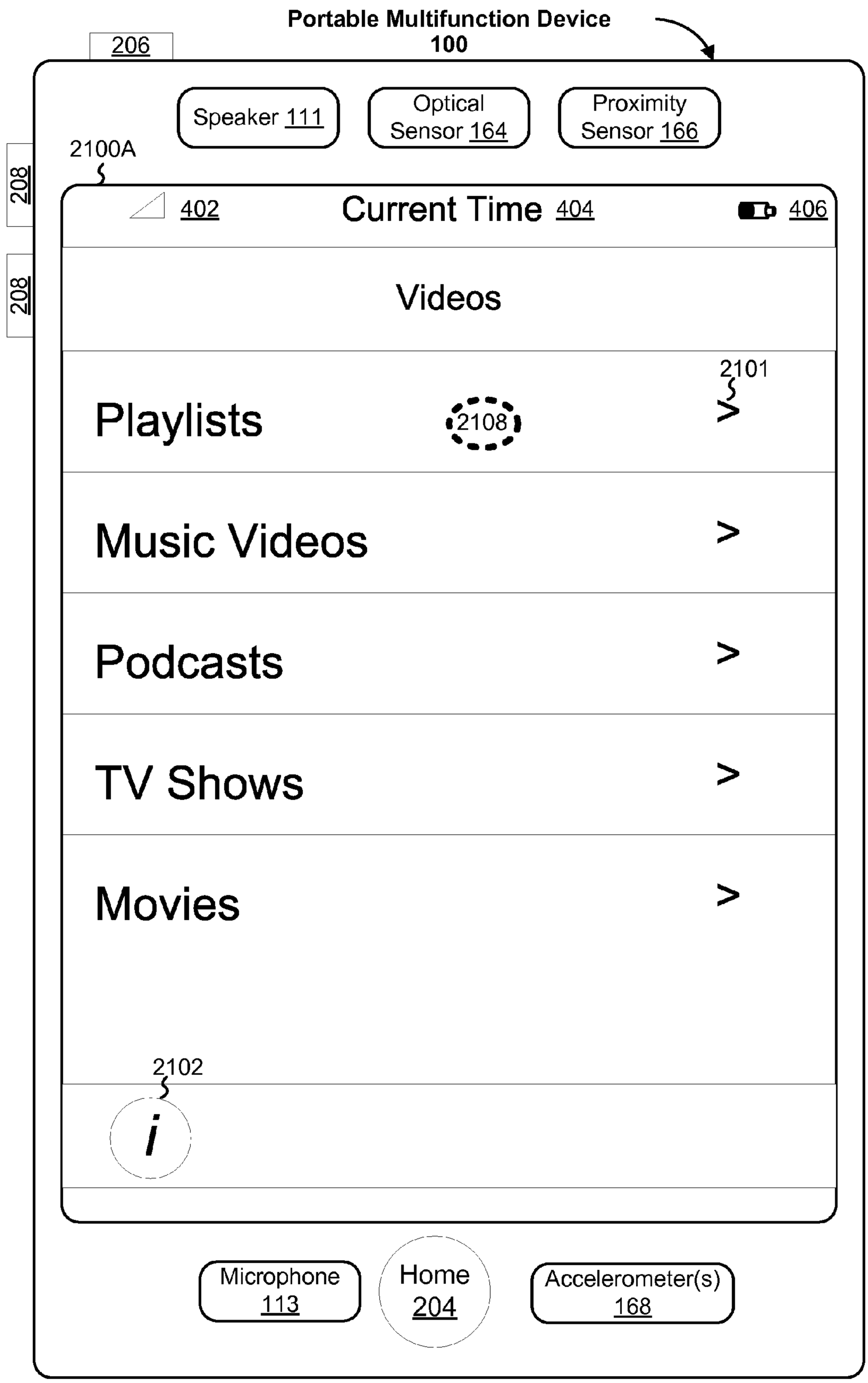
Portable Multifunction Device
100
206
Speaker 111
Optical Sensor 164
Proximity Sensor 166
2100A
208
208
402
Current Time 404
406
Videos
2101
Playlists
2108
Music Videos
Podcasts
TV Shows
Movies
2102
i
Microphone 113
Home 204
Accelerometer(s) 168

Figure 14A

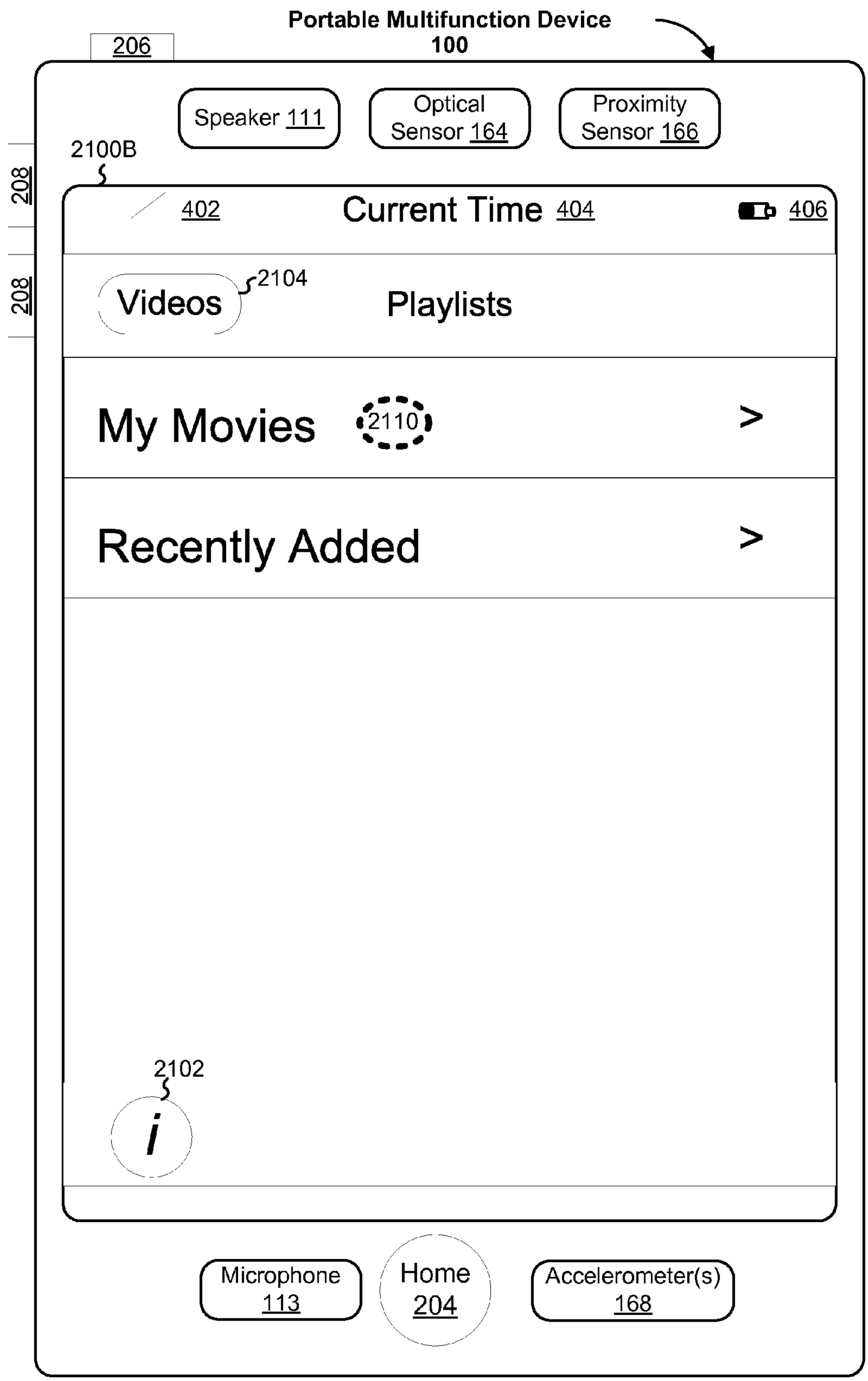
Portable Multifunction Device
100
206
Speaker 111
Optical Sensor 164
Proximity Sensor 166
2100B
208
208
402
Current Time 404
406
Videos
2104
Playlists
My Movies
2110
>
Recently Added
>
2102
i
Microphone 113
Home 204
Accelerometer(s) 168

Figure 14B

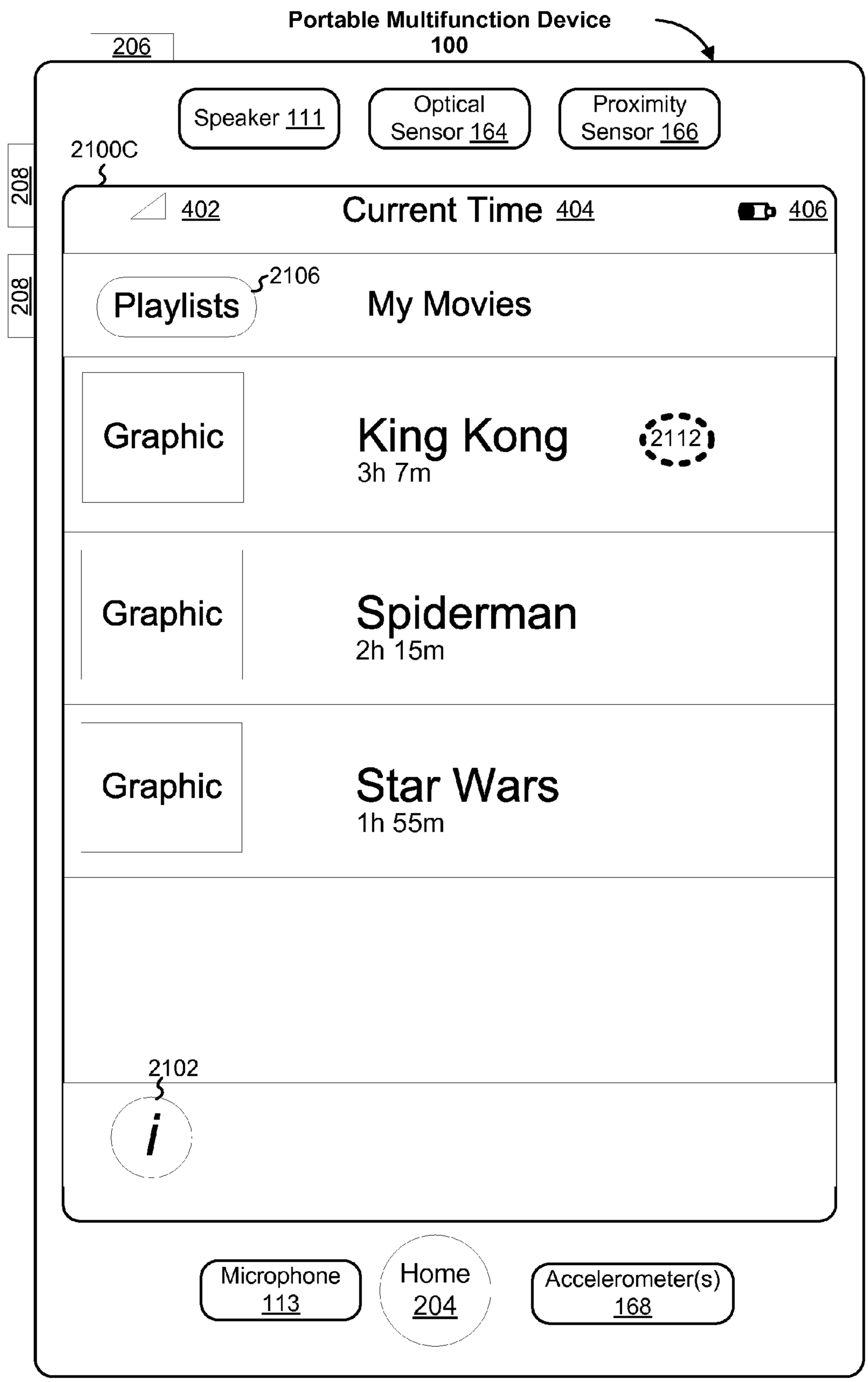
Portable Multifunction Device
100
206
Speaker 111
Optical Sensor 164
Proximity Sensor 166
2100C
208
402
Current Time 404
406
208
2106
Playlists
My Movies
Graphic
King Kong
3h 7m
2112
Graphic
Spiderman
2h 15m
Graphic
Star Wars
1h 55m
2102
i
Microphone 113
Home 204
Accelerometer(s) 168

Figure 14C

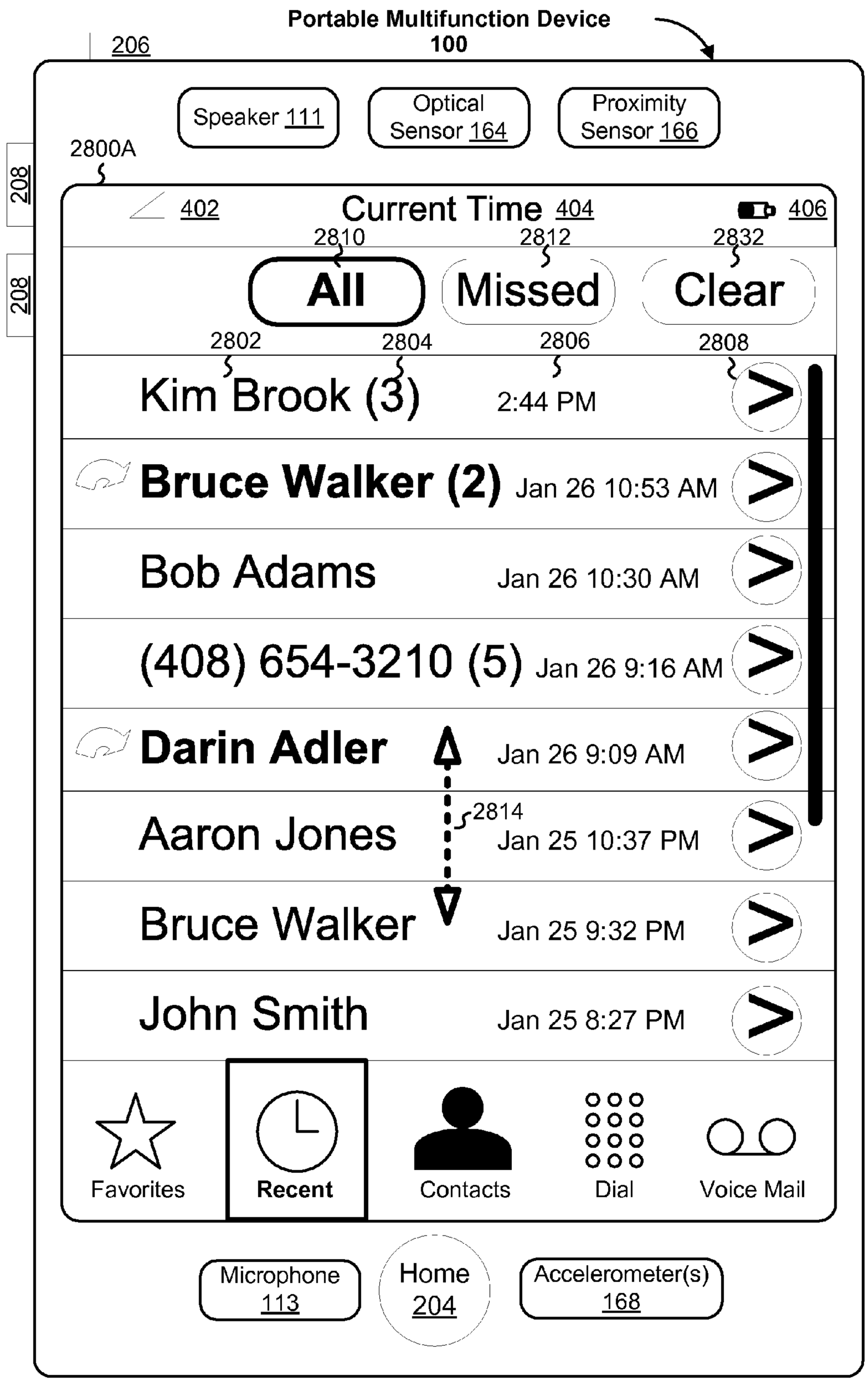
Portable Multifunction Device
100
206
Speaker 111
Optical Sensor 164
Proximity Sensor 166
2800A
208
208
402
Current Time 404
406
2810
2812
2832
All
Missed
Clear
2802
2804
2806
2808
Kim Brook (3)
2:44 PM
Bruce Walker (2)
Jan 26 10:53 AM
Bob Adams
Jan 26 10:30 AM
(408) 654-3210 (5)
Jan 26 9:16 AM
Darin Adler
Jan 26 9:09 AM
2814
Aaron Jones
Jan 25 10:37 PM
Bruce Walker
Jan 25 9:32 PM
John Smith
Jan 25 8:27 PM
Favorites
Recent
Contacts
Dial
Voice Mail
Microphone 113
Home 204
Accelerometer(s) 168

Figure 15A

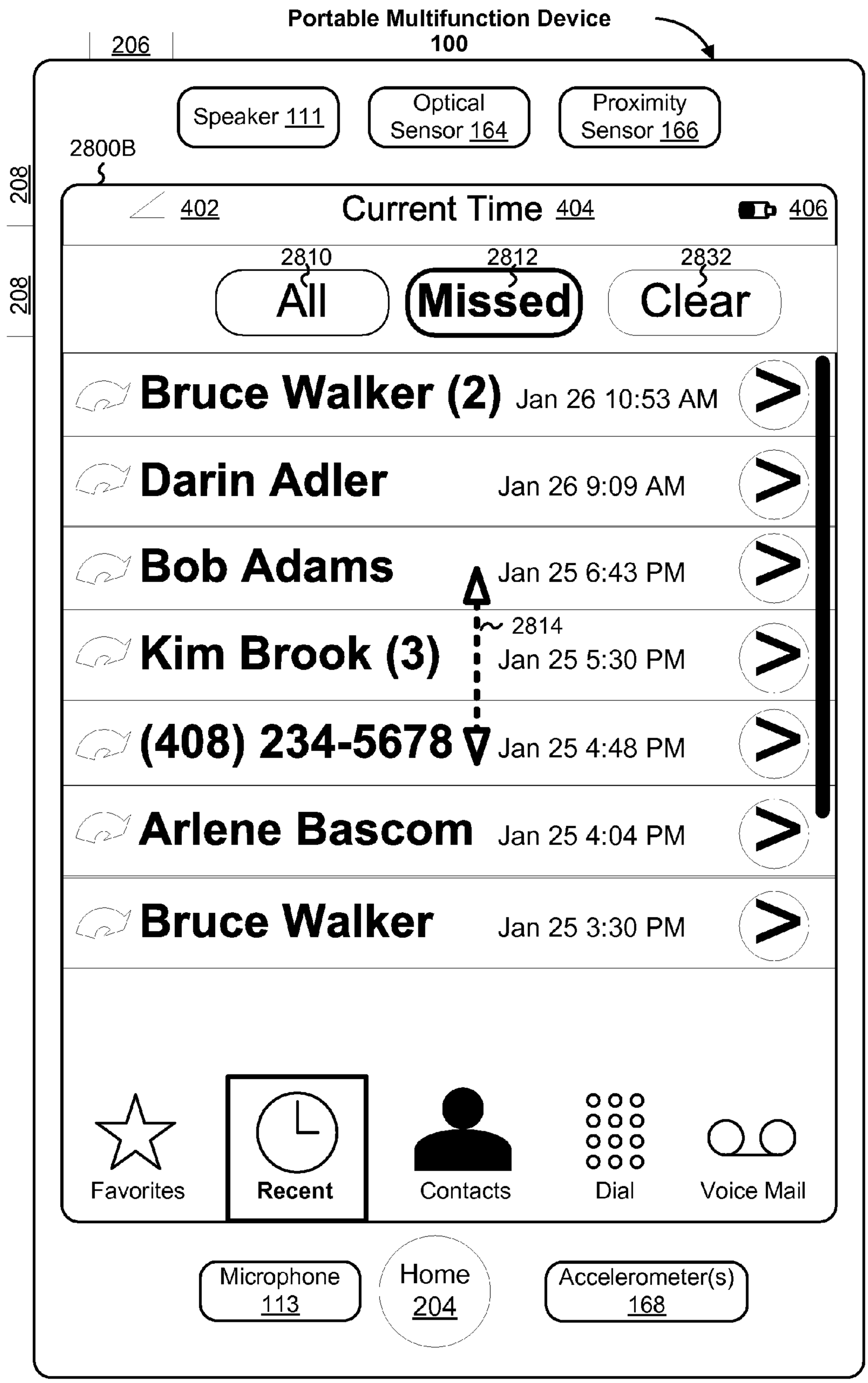
Portable Multifunction Device
100
206
Speaker 111
Optical Sensor 164
Proximity Sensor 166
2800B
208
208
402
Current Time 404
406
2810
2812
2832
All
Missed
Clear
Bruce Walker (2) Jan 26 10:53 AM
Darin Adler Jan 26 9:09 AM
Bob Adams Jan 25 6:43 PM
2814
Kim Brook (3) Jan 25 5:30 PM
(408) 234-5678 Jan 25 4:48 PM
Arlene Bascom Jan 25 4:04 PM
Bruce Walker Jan 25 3:30 PM
Favorites
Recent
Contacts
Dial
Voice Mail
Microphone 113
Home 204
Accelerometer(s) 168

Figure 15B

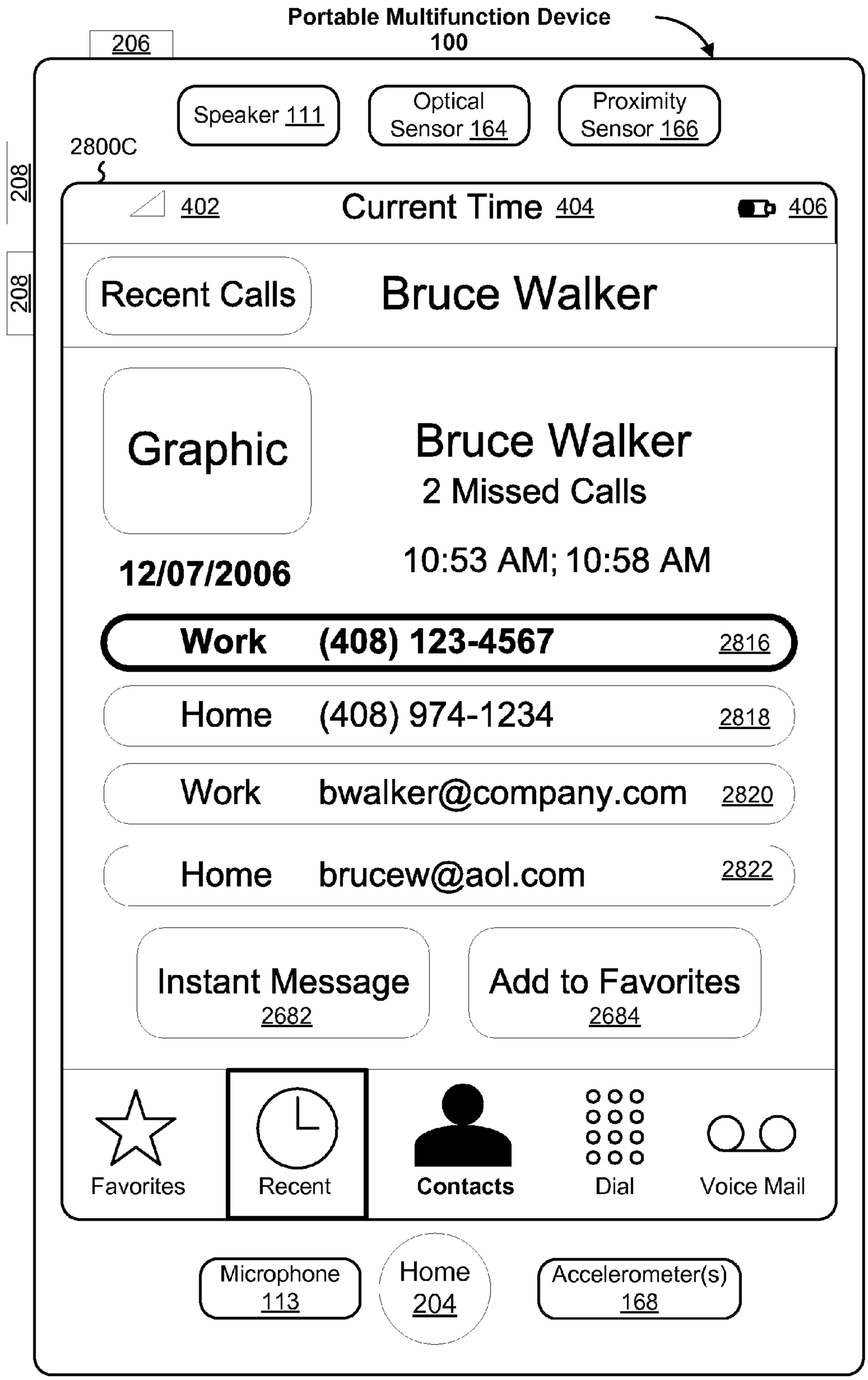
Portable Multifunction Device
100
206
Speaker 111
Optical Sensor 164
Proximity Sensor 166
2800C
208
208
402
Current Time 404
406
Recent Calls
Bruce Walker
Graphic
Bruce Walker
2 Missed Calls
12/07/2006
10:53 AM; 10:58 AM
Work (408) 123-4567 2816
Home (408) 974-1234 2818
Work bwalker@company.com 2820
Home brucew@aol.com 2822
Instant Message
2682
Add to Favorites
2684
Favorites
Recent
Contacts
Dial
Voice Mail
Microphone
113
Home
204
Accelerometer(s)
168

Figure 15C

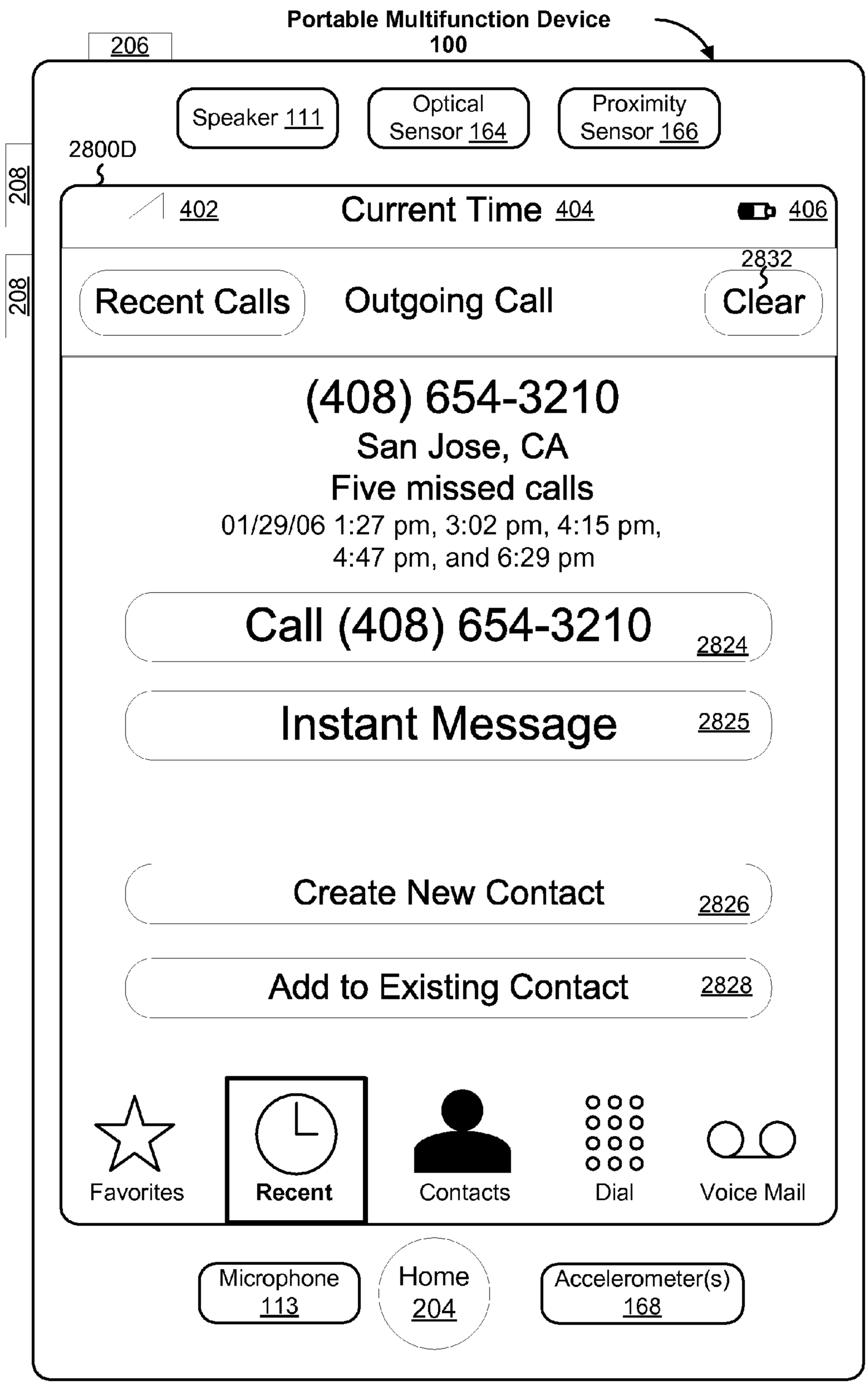
Portable Multifunction Device
100
206
Speaker 111
Optical Sensor 164
Proximity Sensor 166
2800D
208
208
402
Current Time 404
406
2832
Recent Calls
Outgoing Call
Clear
(408) 654-3210
San Jose, CA
Five missed calls
01/29/06 1:27 pm, 3:02 pm, 4:15 pm,
4:47 pm, and 6:29 pm
Call (408) 654-3210
2824
Instant Message
2825
Create New Contact
2826
Add to Existing Contact
2828
Favorites
Recent
Contacts
Dial
Voice Mail
Microphone 113
Home 204
Accelerometer(s) 168

Figure 15D

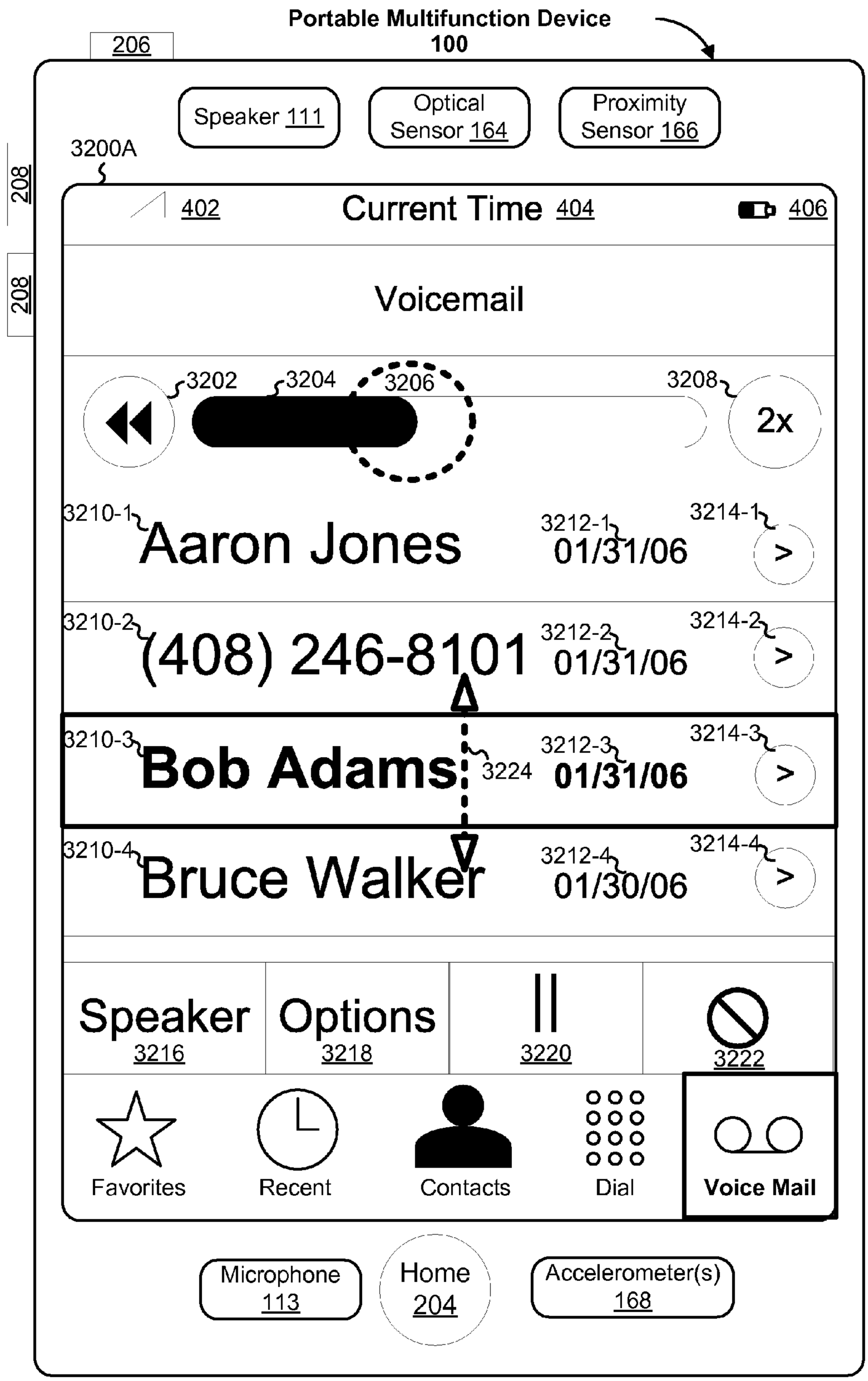
Portable Multifunction Device
100
206
Speaker 111
Optical Sensor 164
Proximity Sensor 166
3200A
208
208
402
Current Time 404
406
Voicemail
3202
3204
3206
3208
2x
3210-1
Aaron Jones
3212-1
01/31/06
3214-1
3210-2
(408) 246-8101
3212-2
01/31/06
3214-2
3210-3
Bob Adams
3224
3212-3
01/31/06
3214-3
3210-4
Bruce Walker
3212-4
01/30/06
3214-4
Speaker
3216
Options
3218
3220
3222
Favorites
Recent
Contacts
Dial
Voice Mail
Microphone
113
Home
204
Accelerometer(s)
168

Figure 16A

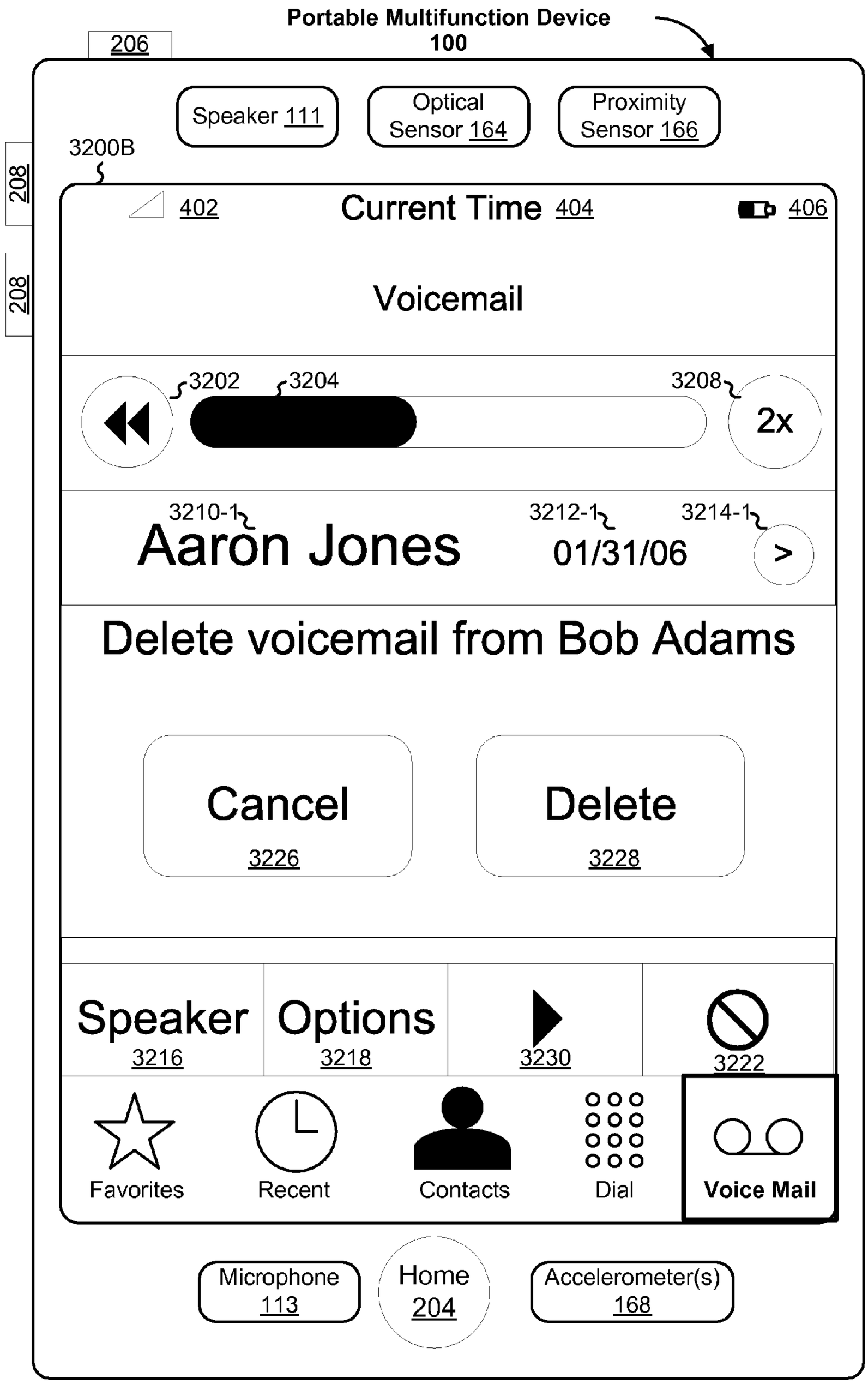
Portable Multifunction Device
100
206
Speaker 111
Optical Sensor 164
Proximity Sensor 166
3200B
208
208
402
Current Time 404
406
Voicemail
3202
3204
3208
2x
3210-1
Aaron Jones
3212-1
01/31/06
3214-1
>
Delete voicemail from Bob Adams
Cancel
3226
Delete
3228
Speaker
3216
Options
3218
3230
3222
Favorites
Recent
Contacts
Dial
Voice Mail
Microphone
113
Home
204
Accelerometer(s)
168

Figure 16B

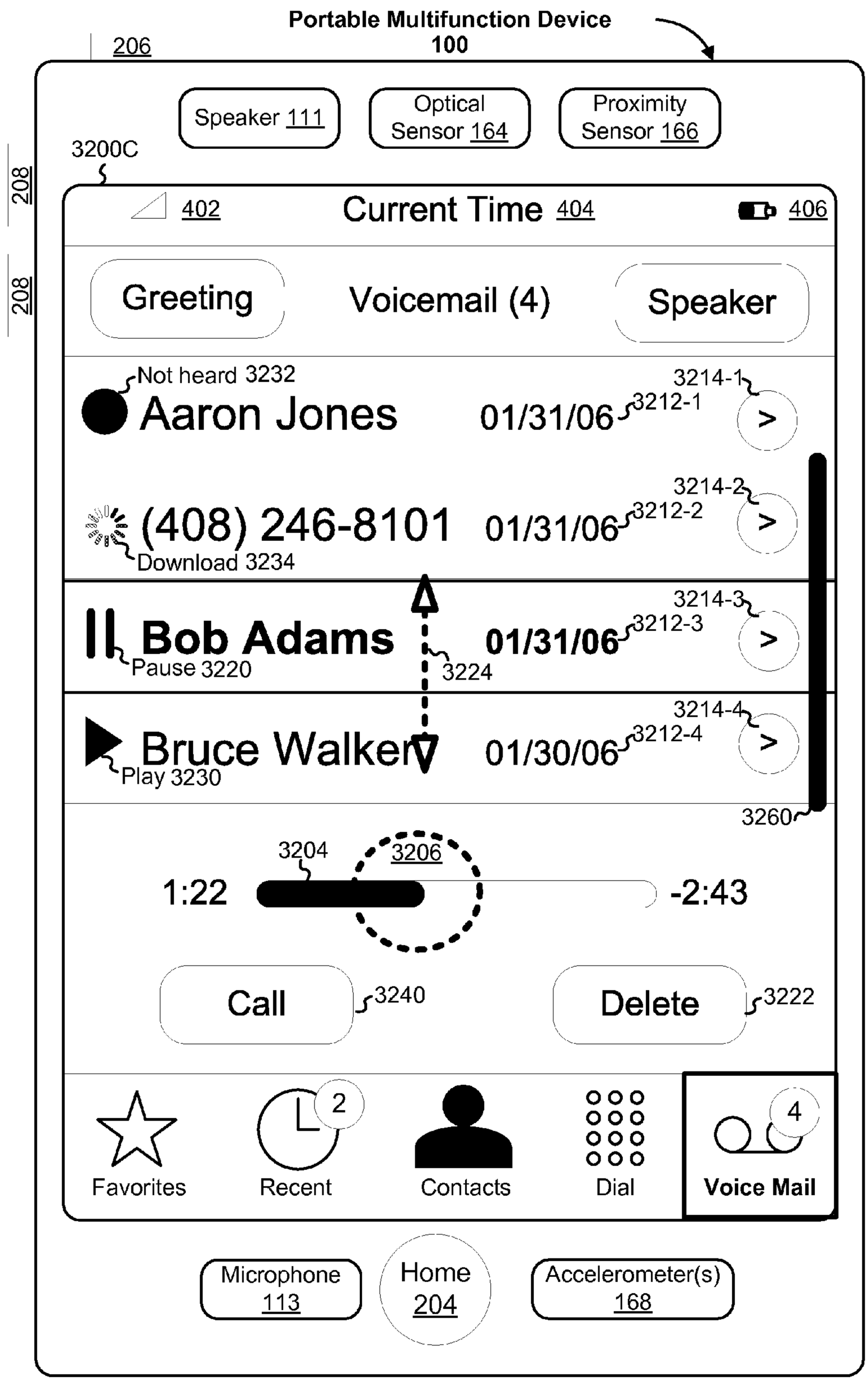
Portable Multifunction Device
100
206
Speaker 111
Optical Sensor 164
Proximity Sensor 166
3200C
208
208
402
Current Time 404
406
Greeting
Voicemail (4)
Speaker
Not heard 3232
Aaron Jones
01/31/06
3212-1
3214-1
(408) 246-8101
01/31/06
3212-2
3214-2
Download 3234
Bob Adams
01/31/06
3212-3
3214-3
Pause 3220
3224
Bruce Walker
01/30/06
3212-4
3214-4
Play 3230
3260
3204
3206
1:22
-2:43
Call
3240
Delete
3222
Favorites
Recent
2
Contacts
Dial
Voice Mail
4
Microphone 113
Home 204
Accelerometer(s) 168

Figure 16C

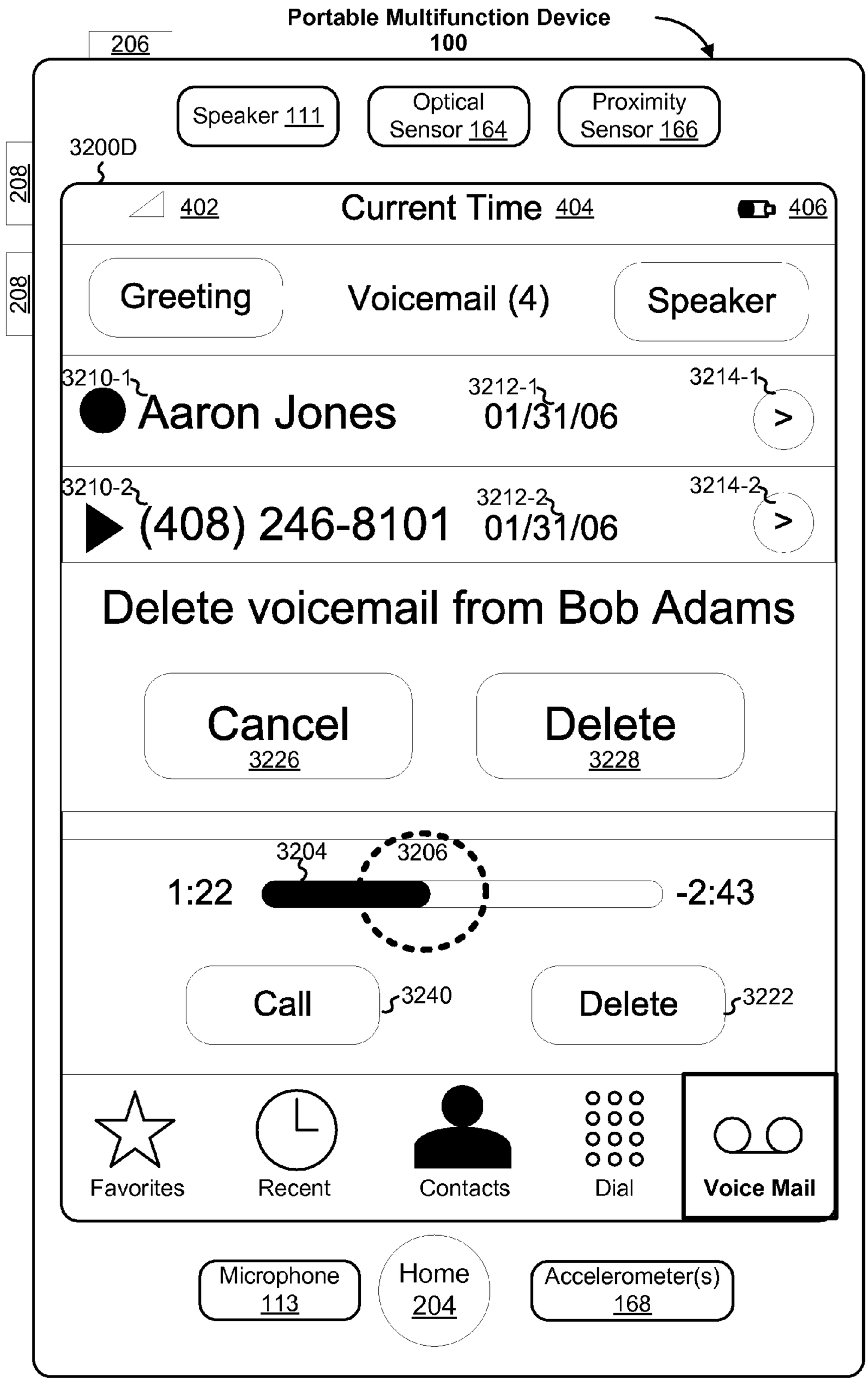
Portable Multifunction Device
100
206
Speaker 111
Optical Sensor 164
Proximity Sensor 166
3200D
208
208
402
Current Time 404
406
Greeting
Voicemail (4)
Speaker
3210-1
Aaron Jones
3212-1
01/31/06
3214-1
3210-2
(408) 246-8101
3212-2
01/31/06
3214-2
Delete voicemail from Bob Adams
Cancel
3226
Delete
3228
3204
3206
1:22
-2:43
Call
3240
Delete
3222
Favorites
Recent
Contacts
Dial
Voice Mail
Microphone
113
Home
204
Accelerometer(s)
168

Figure 16D

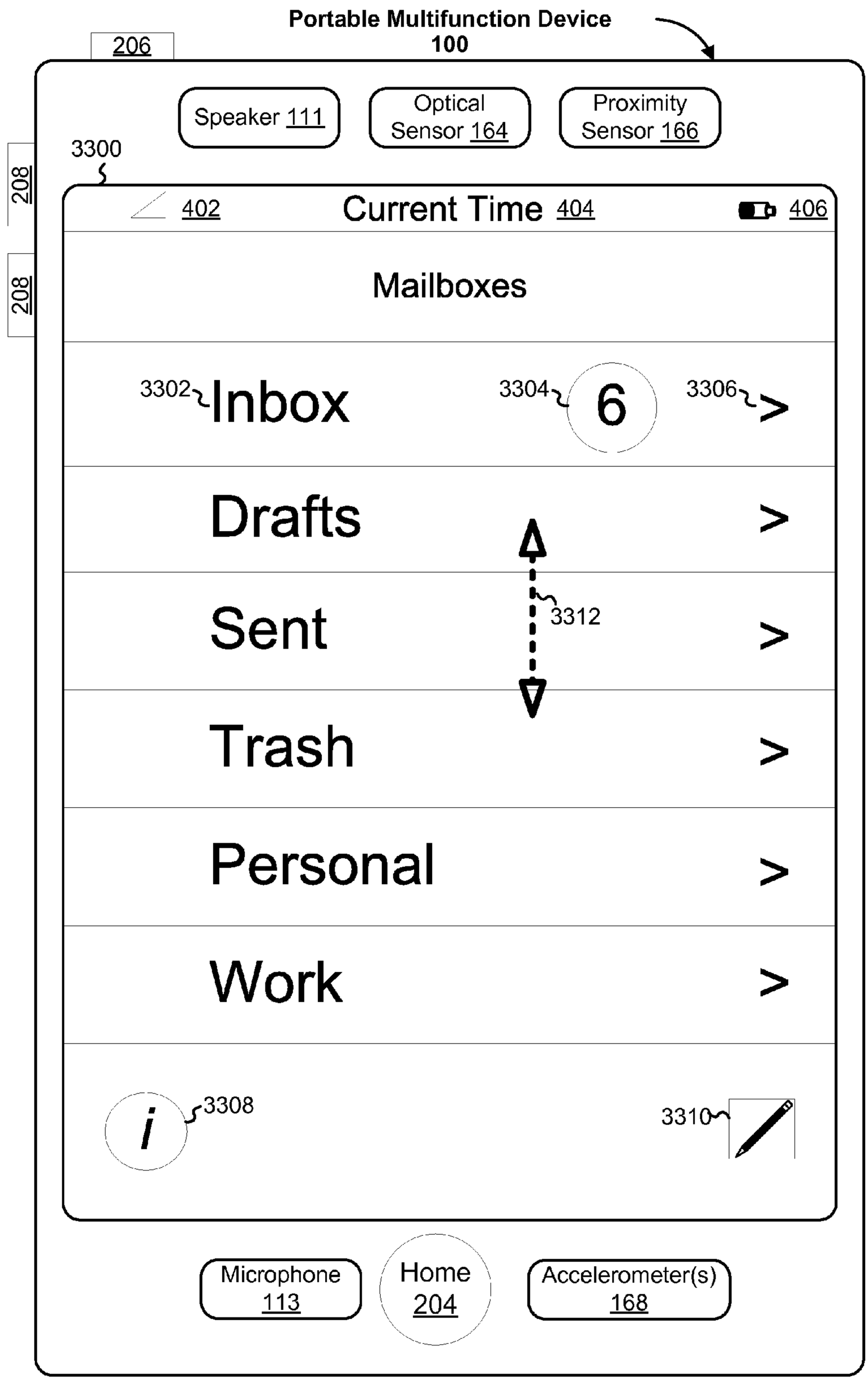
Portable Multifunction Device
100
206
Speaker 111
Optical Sensor 164
Proximity Sensor 166
3300
208
208
402
Current Time 404
406
Mailboxes
3302
Inbox
3304
6
3306
Drafts
Sent
3312
Trash
Personal
Work
3308
3310
Microphone 113
Home 204
Accelerometer(s) 168

Figure 17

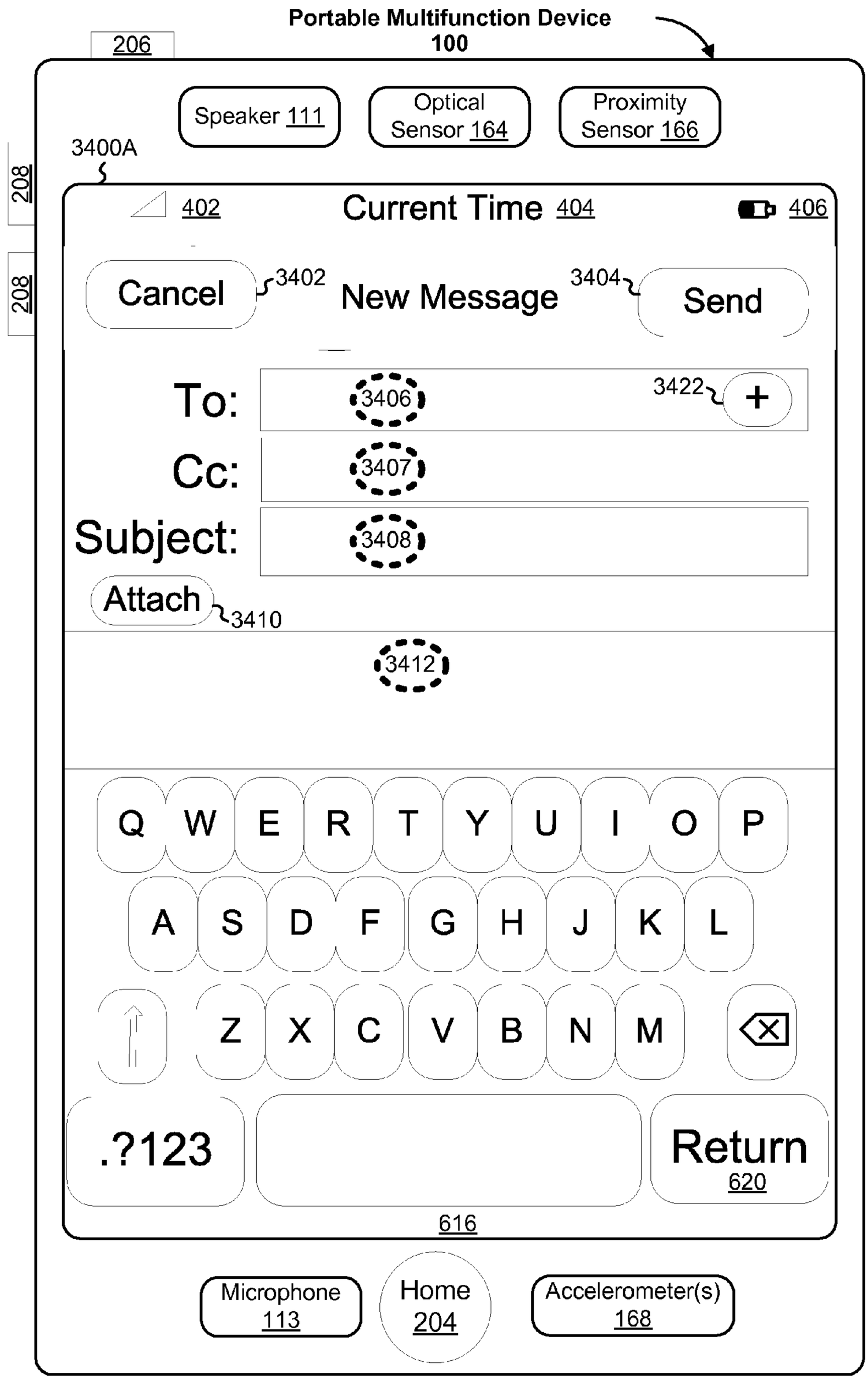
Portable Multifunction Device
100
206
Speaker 111
Optical Sensor 164
Proximity Sensor 166
3400A
208
208
402
Current Time 404
406
Cancel
3402
New Message
3404
Send
To:
3406
3422
+
Cc:
3407
Subject:
3408
Attach
3410
3412
Q W E R T Y U I O P
A S D F G H J K L
Z X C V B N M
.?123
Return
620
616
Microphone 113
Home 204
Accelerometer(s) 168

Figure 18A

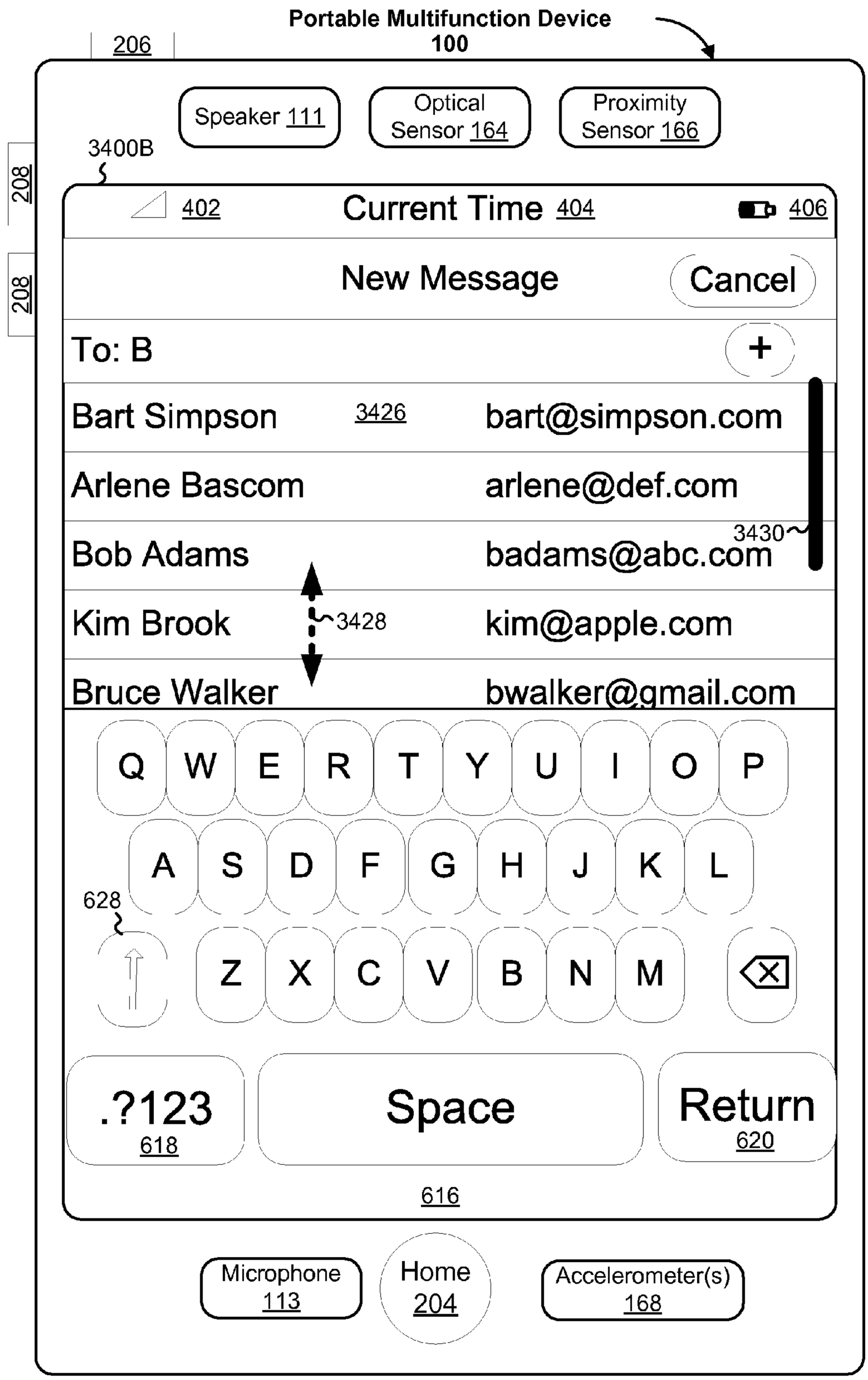
Portable Multifunction Device
100
206
Speaker 111
Optical Sensor 164
Proximity Sensor 166
3400B
208
208
402
Current Time 404
406
New Message
Cancel
To: B
+
Bart Simpson
3426
bart@simpson.com
Arlene Bascom
arlene@def.com
Bob Adams
badams@abc.com
3430
Kim Brook
3428
kim@apple.com
Bruce Walker
bwalker@gmail.com
Q W E R T Y U I O P
A S D F G H J K L
628
Z X C V B N M
.?123
618
Space
Return
620
616
Microphone
113
Home
204
Accelerometer(s)
168

Figure 18B

Portable Multifunction Device
100
206
Speaker 111
Optical Sensor 164
Proximity Sensor 166
3400C
208
208
402
Current Time 404
406
Cancel
3402
Barbeque on Saturday?
3404
Send
To: Bruce Walker
Cc: Janet Walker
Subject: Barbeque on Saturday?
Attach
3410
Bruce,
Do you and Janet want to have
Q W E R T Y U I O P
A S D F G H J K L
Z X C V B N M
.?123
Return
620
616
Microphone 113
Home 204
Accelerometer(s) 168

Figure 18C

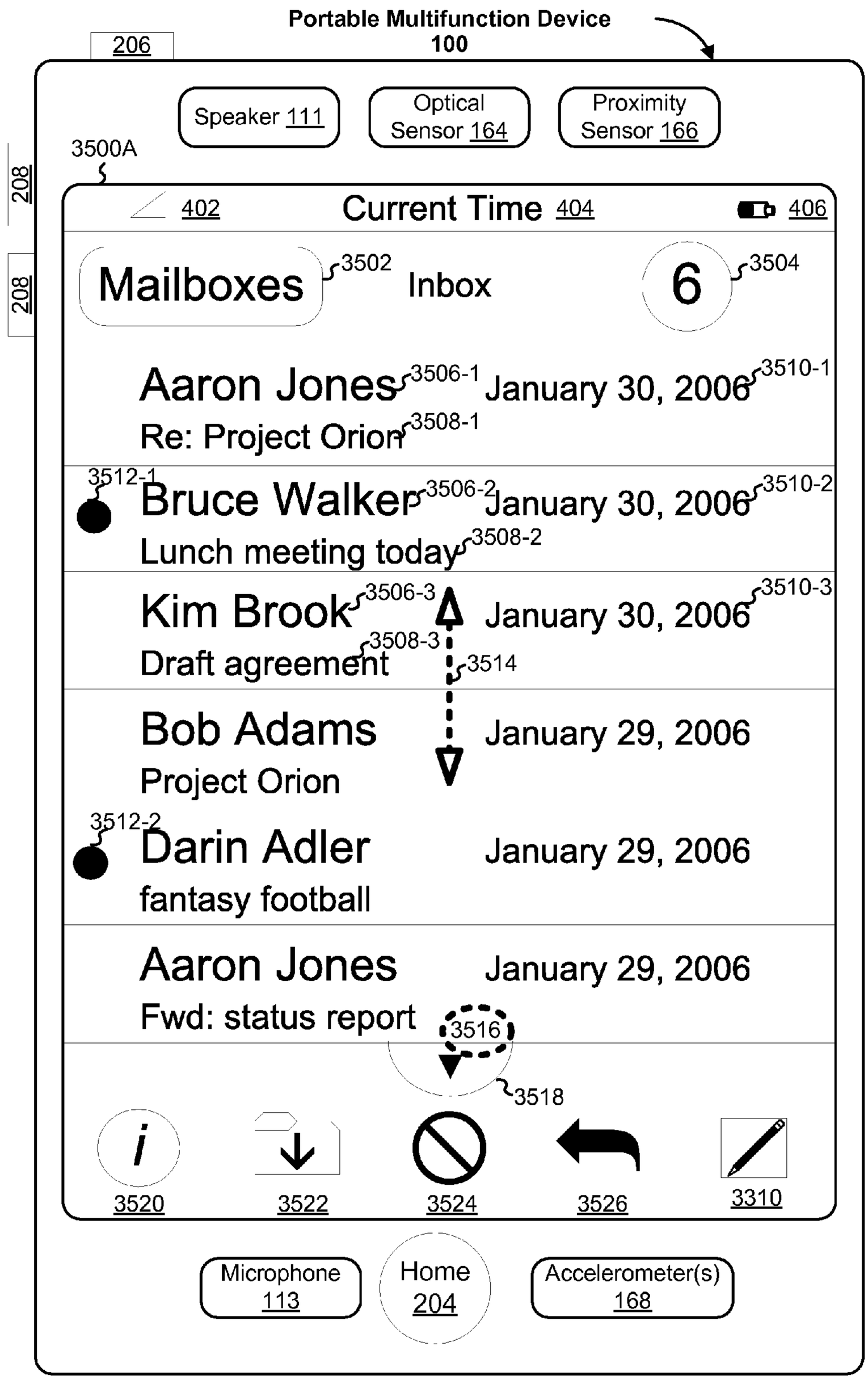
Portable Multifunction Device
100
206
Speaker 111
Optical Sensor 164
Proximity Sensor 166
3500A
208
208
402
Current Time 404
406
Mailboxes
3502
Inbox
6
3504
Aaron Jones
3506-1
January 30, 2006
3510-1
Re: Project Orion
3508-1
3512-1
Bruce Walker
3506-2
January 30, 2006
3510-2
Lunch meeting today
3508-2
Kim Brook
3506-3
January 30, 2006
3510-3
Draft agreement
3508-3
3514
Bob Adams
January 29, 2006
Project Orion
3512-2
Darin Adler
January 29, 2006
fantasy football
Aaron Jones
January 29, 2006
Fwd: status report
3516
3518
3520
3522
3524
3526
3310
Microphone 113
Home 204
Accelerometer(s) 168

Figure 19A

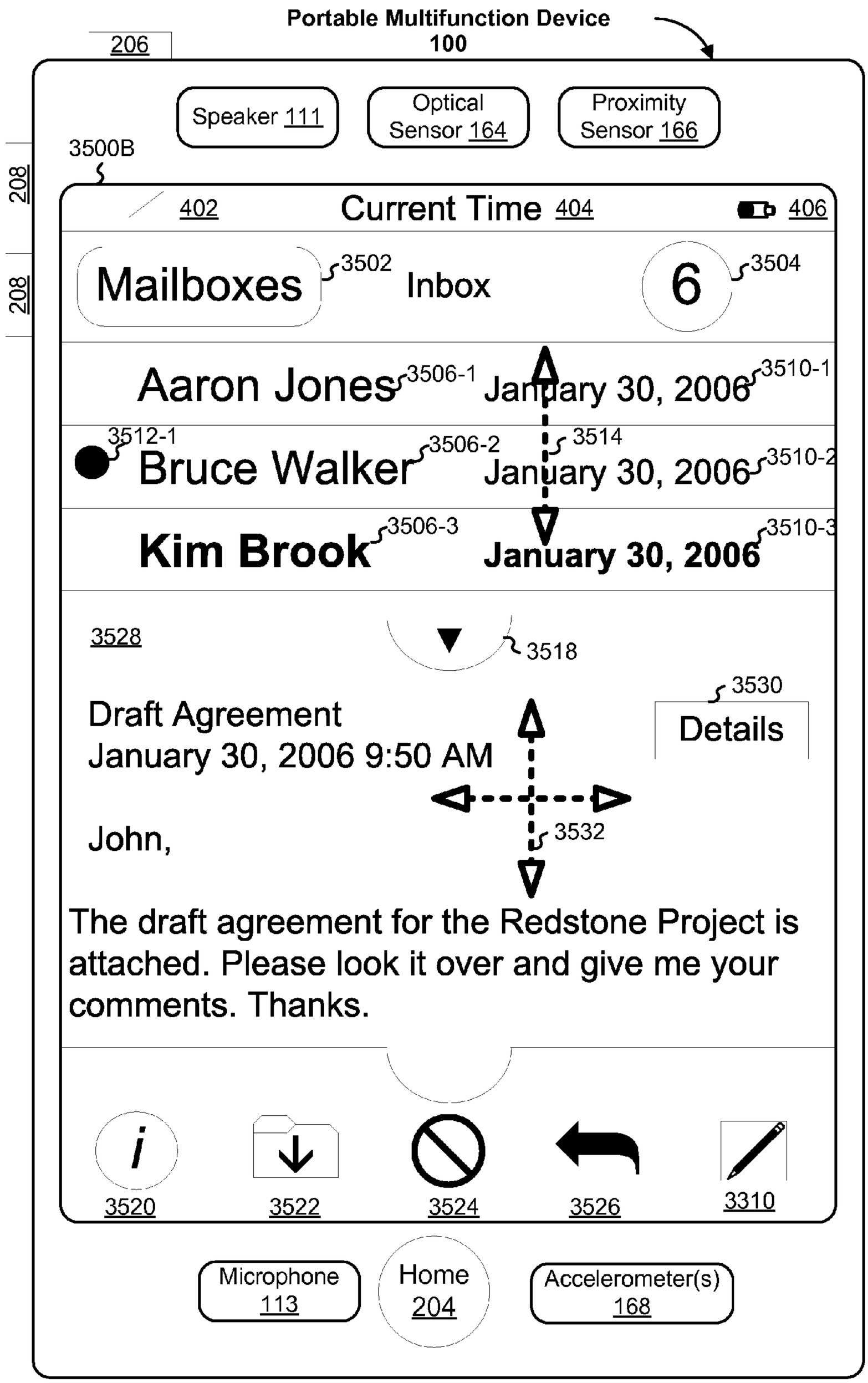
Portable Multifunction Device
100
206
Speaker 111
Optical Sensor 164
Proximity Sensor 166
3500B
208
208
402
Current Time 404
406
Mailboxes
3502
Inbox
6
3504
Aaron Jones
3506-1
January 30, 2006
3510-1
3512-1
Bruce Walker
3506-2
3514
January 30, 2006
3510-2
Kim Brook
3506-3
January 30, 2006
3510-3
3528
3518
3530
Details
Draft Agreement
January 30, 2006 9:50 AM
3532
John,
The draft agreement for the Redstone Project is attached. Please look it over and give me your comments. Thanks.
3520
3522
3524
3526
3310
Microphone 113
Home 204
Accelerometer(s) 168

Figure 19B

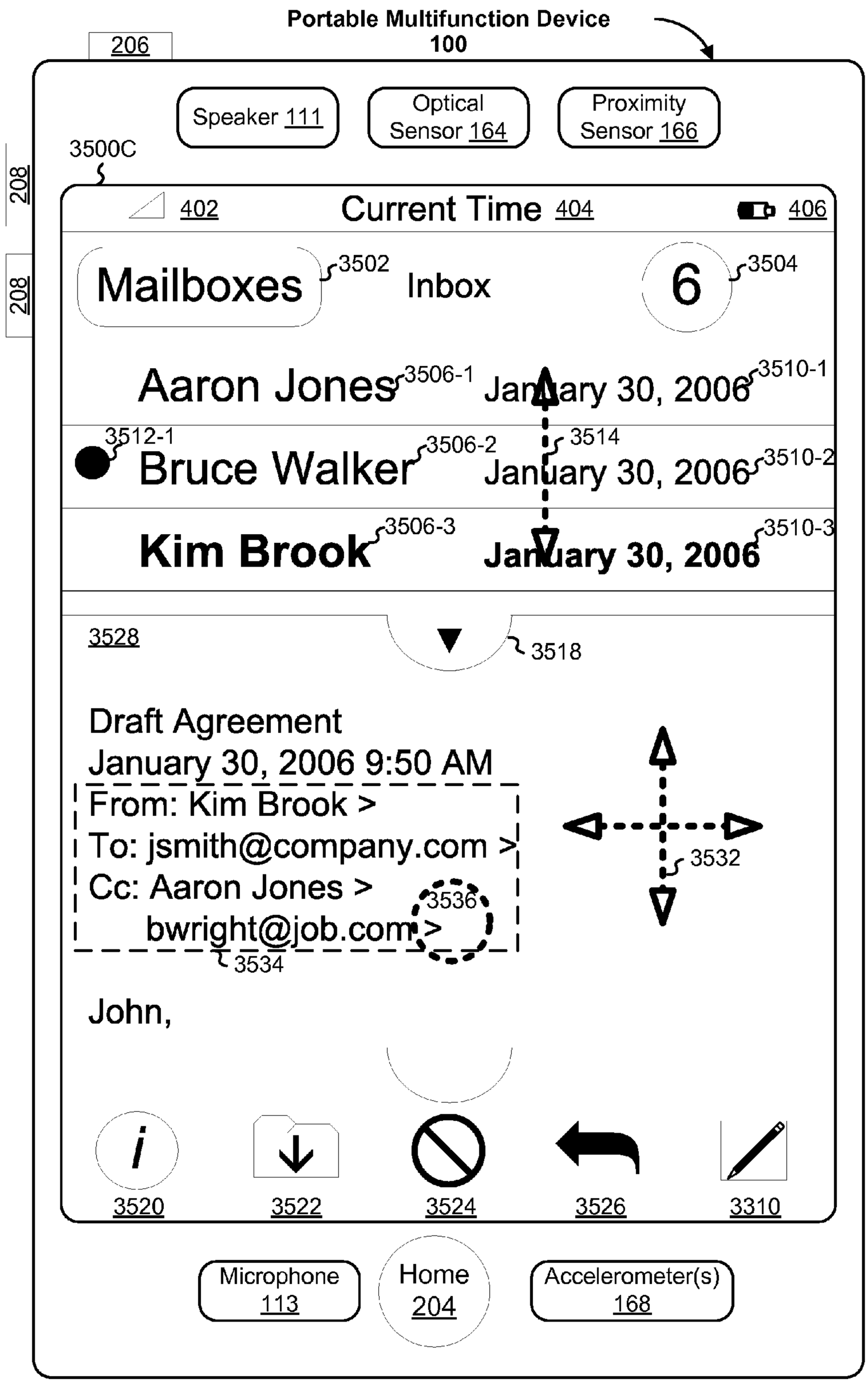
Portable Multifunction Device
100
206
Speaker 111
Optical Sensor 164
Proximity Sensor 166
3500C
208
208
402
Current Time 404
406
Mailboxes
3502
Inbox
6
3504
Aaron Jones
3506-1
January 30, 2006
3510-1
3512-1
Bruce Walker
3506-2
3514
January 30, 2006
3510-2
Kim Brook
3506-3
January 30, 2006
3510-3
3528
3518
Draft Agreement
January 30, 2006 9:50 AM
From: Kim Brook >
To: jsmith@company.com >
Cc: Aaron Jones >
bwright@job.com >
3536
3534
3532
John,
3520
3522
3524
3526
3310
Microphone 113
Home 204
Accelerometer(s) 168

Figure 19C

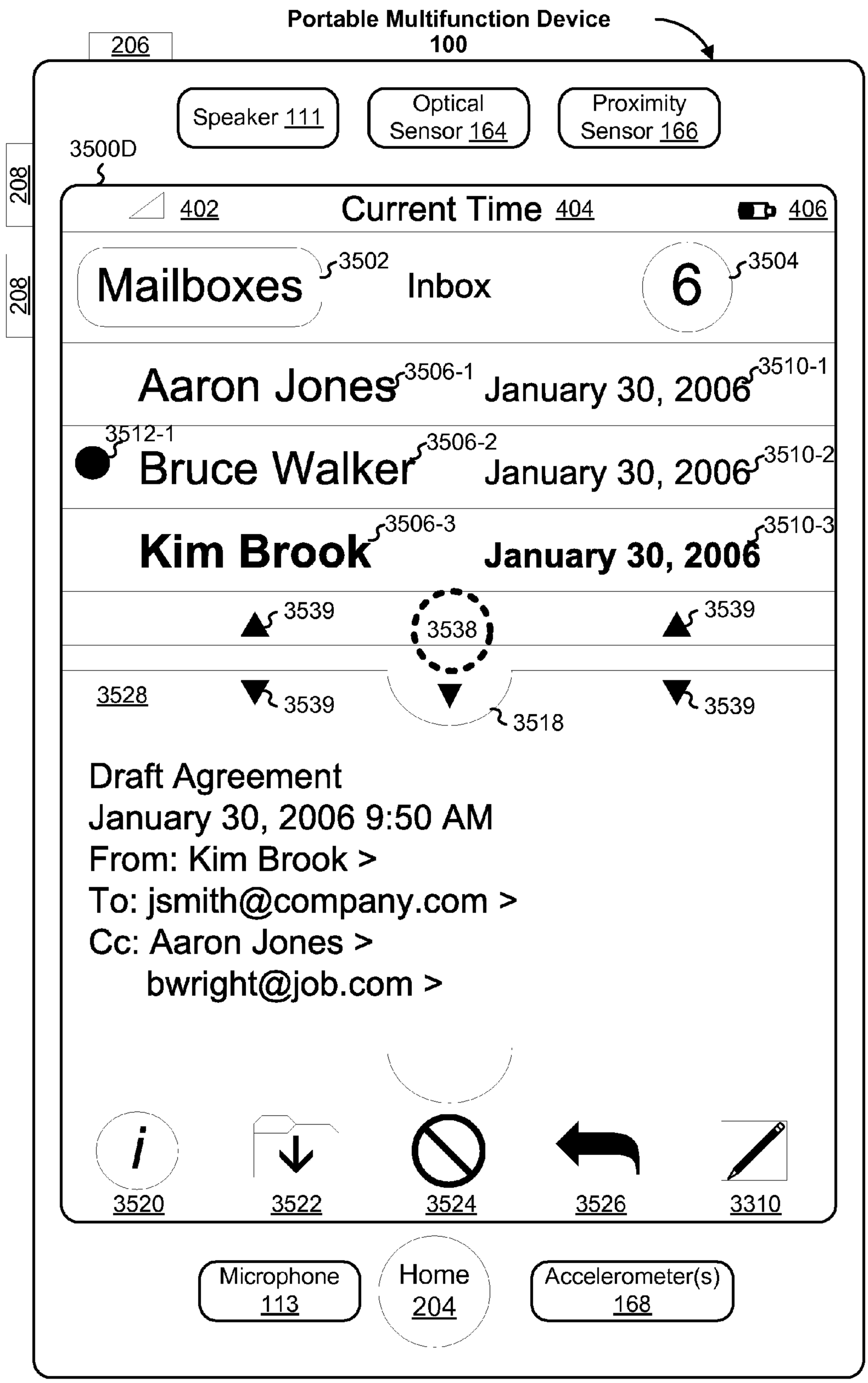
Portable Multifunction Device
100
206
Speaker 111
Optical Sensor 164
Proximity Sensor 166
3500D
208
208
402
Current Time 404
406
Mailboxes
3502
Inbox
6
3504
Aaron Jones
3506-1
January 30, 2006
3510-1
3512-1
Bruce Walker
3506-2
January 30, 2006
3510-2
Kim Brook
3506-3
January 30, 2006
3510-3
3539
3538
3539
3528
3539
3518
3539
Draft Agreement
January 30, 2006 9:50 AM
From: Kim Brook >
To: jsmith@company.com >
Cc: Aaron Jones >
bwright@job.com >
3520
3522
3524
3526
3310
Microphone 113
Home 204
Accelerometer(s) 168

Figure 19D

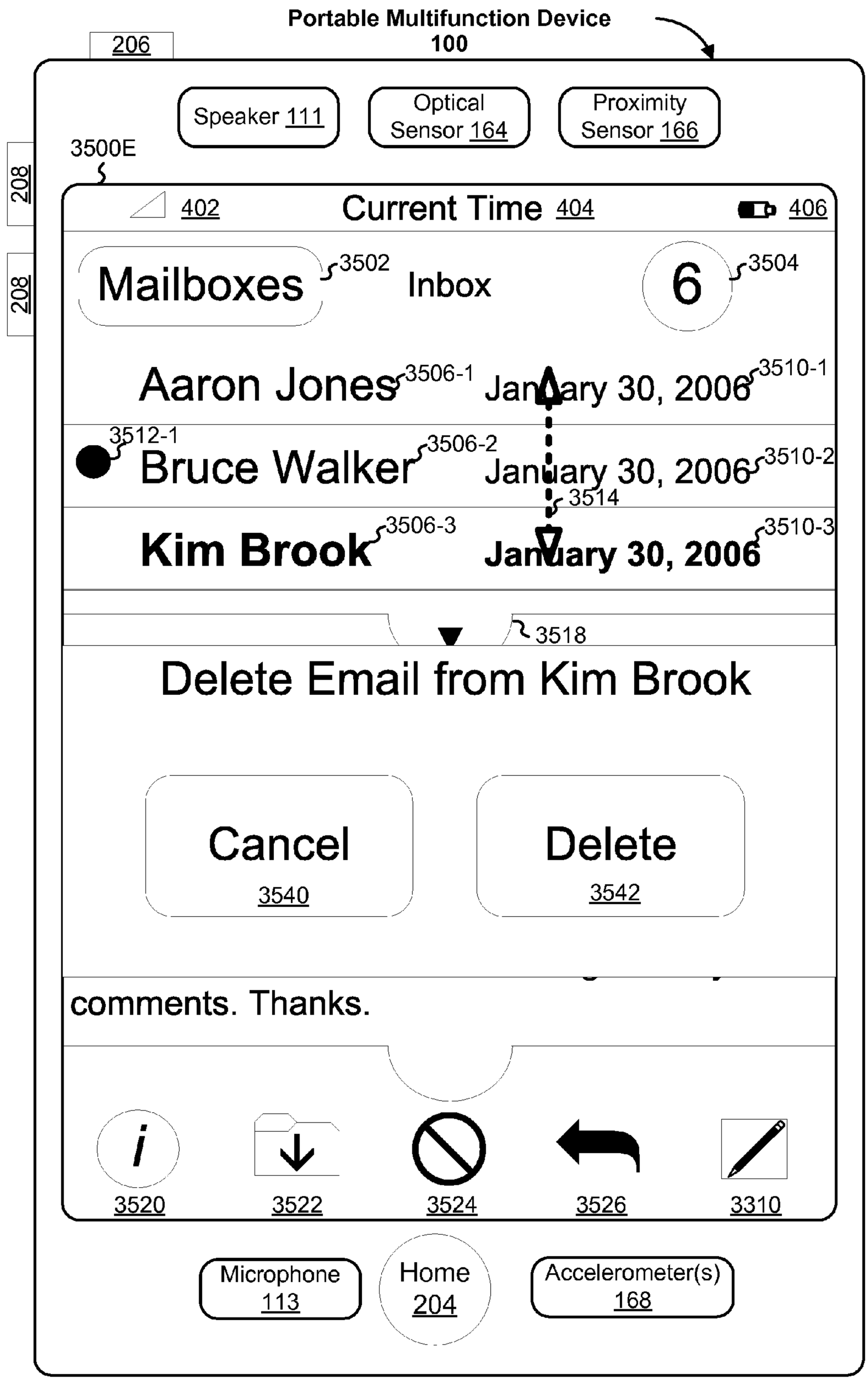
Portable Multifunction Device
100
206
Speaker 111
Optical Sensor 164
Proximity Sensor 166
3500E
208
208
402
Current Time 404
406
Mailboxes
3502
Inbox
6
3504
Aaron Jones
3506-1
January 30, 2006
3510-1
3512-1
Bruce Walker
3506-2
January 30, 2006
3510-2
3514
Kim Brook
3506-3
January 30, 2006
3510-3
3518
Delete Email from Kim Brook
Cancel
3540
Delete
3542
comments. Thanks.
3520
3522
3524
3526
3310
Microphone 113
Home 204
Accelerometer(s) 168

Figure 19E

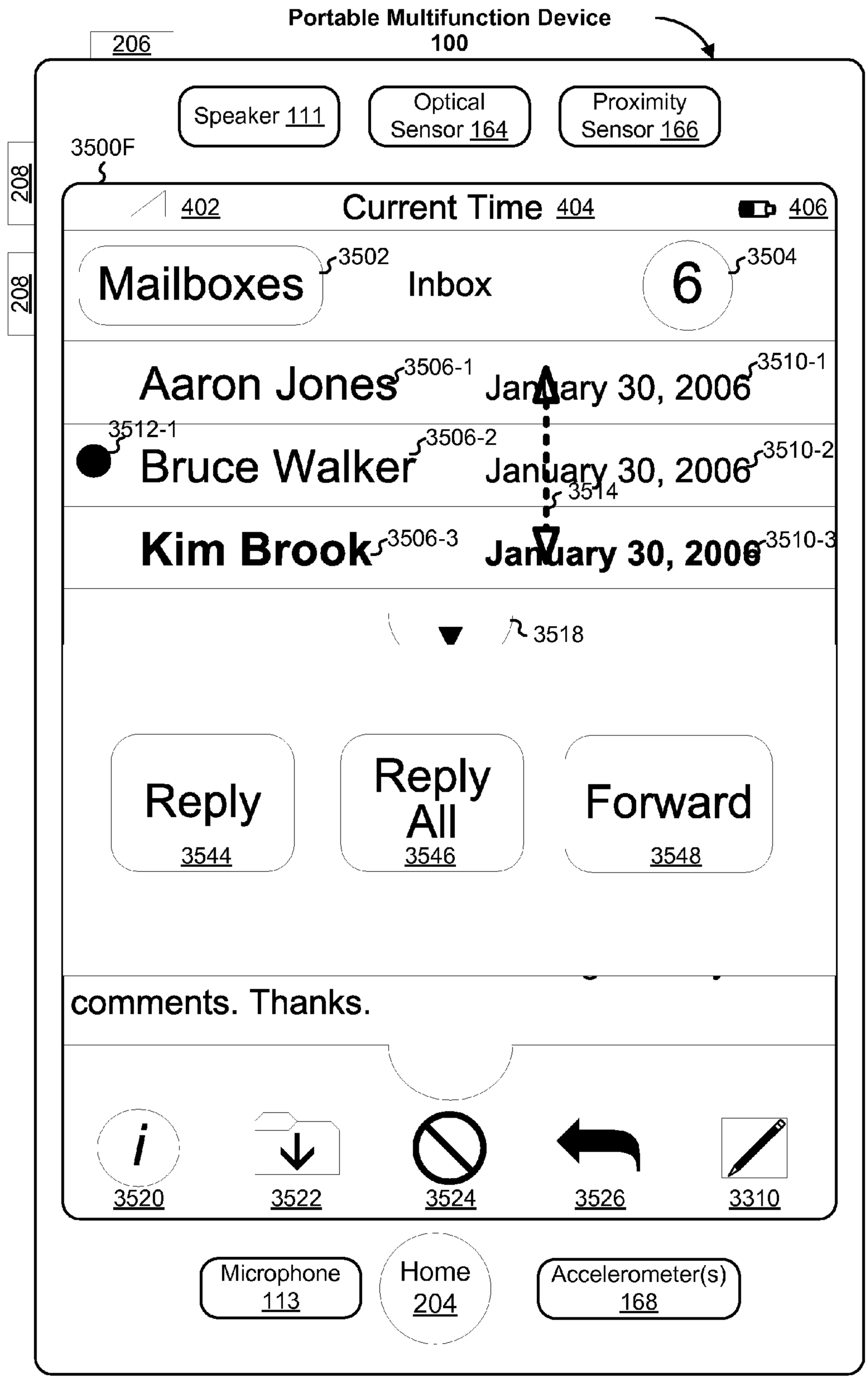
Portable Multifunction Device
100
206
Speaker 111
Optical Sensor 164
Proximity Sensor 166
3500F
208
208
402
Current Time 404
406
Mailboxes
3502
Inbox
6
3504
Aaron Jones
3506-1
January 30, 2006
3510-1
3512-1
Bruce Walker
3506-2
January 30, 2006
3510-2
3514
Kim Brook
3506-3
January 30, 2006
3510-3
3518
Reply
3544
Reply All
3546
Forward
3548
comments. Thanks.
3520
3522
3524
3526
3310
Microphone
113
Home
204
Accelerometer(s)
168

Figure 19F

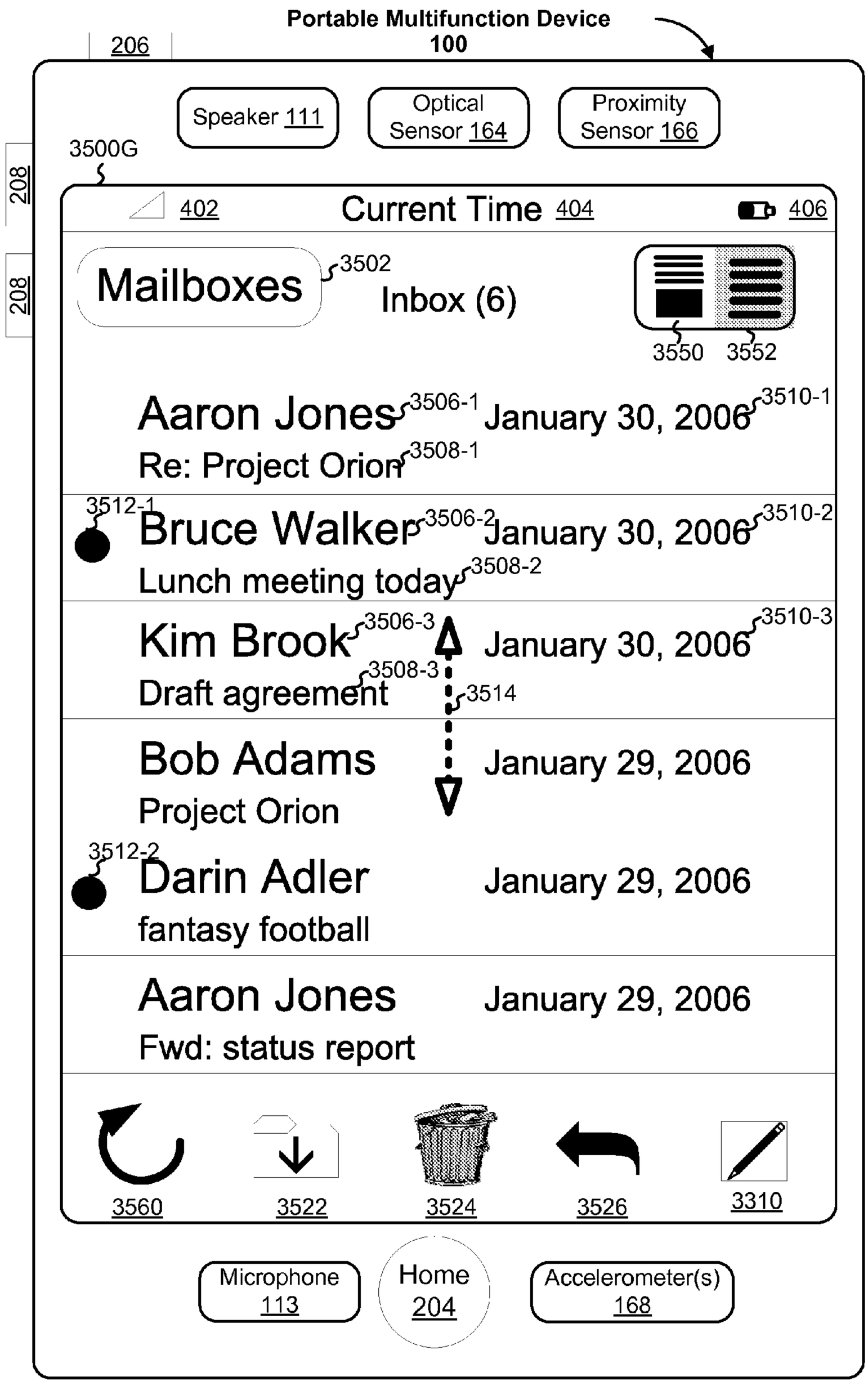
Portable Multifunction Device
100
206
Speaker 111
Optical Sensor 164
Proximity Sensor 166
3500G
208
402
Current Time 404
406
208
Mailboxes
3502
Inbox (6)
3550
3552
Aaron Jones
3506-1
January 30, 2006
3510-1
Re: Project Orion
3508-1
3512-1
Bruce Walker
3506-2
January 30, 2006
3510-2
Lunch meeting today
3508-2
Kim Brook
3506-3
January 30, 2006
3510-3
Draft agreement
3508-3
3514
Bob Adams
January 29, 2006
Project Orion
3512-2
Darin Adler
January 29, 2006
fantasy football
Aaron Jones
January 29, 2006
Fwd: status report
3560
3522
3524
3526
3310
Microphone 113
Home 204
Accelerometer(s) 168

Figure 19G

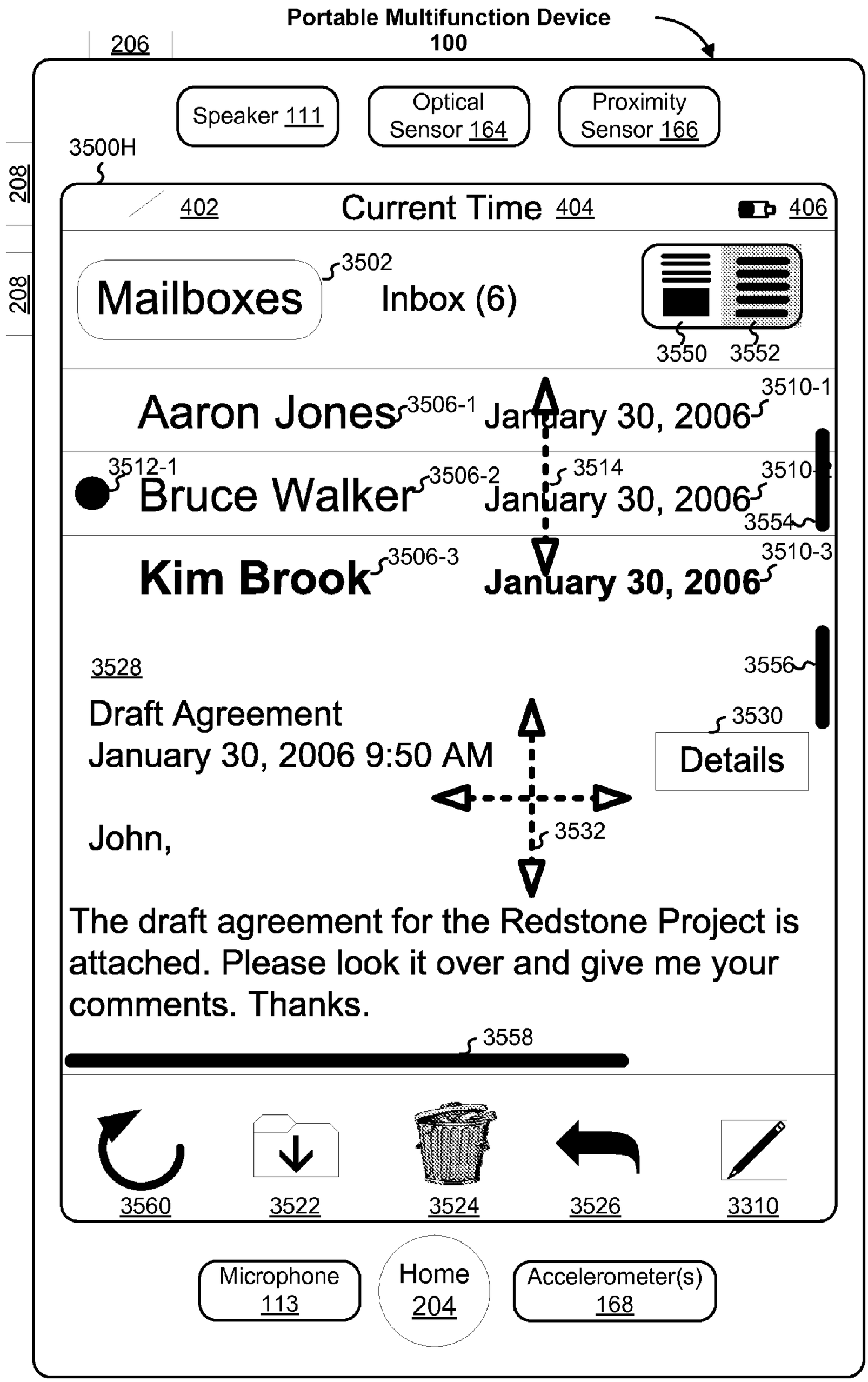
Portable Multifunction Device
100
206
Speaker 111
Optical Sensor 164
Proximity Sensor 166
3500H
208
208
402
Current Time 404
406
Mailboxes
3502
Inbox (6)
3550
3552
Aaron Jones
3506-1
January 30, 2006
3510-1
3512-1
Bruce Walker
3506-2
3514
January 30, 2006
3510-2
3554
Kim Brook
3506-3
January 30, 2006
3510-3
3528
3556
Draft Agreement
January 30, 2006 9:50 AM
3530
Details
John,
3532
The draft agreement for the Redstone Project is attached. Please look it over and give me your comments. Thanks.
3558
3560
3522
3524
3526
3310
Microphone 113
Home 204
Accelerometer(s) 168

Figure 19H

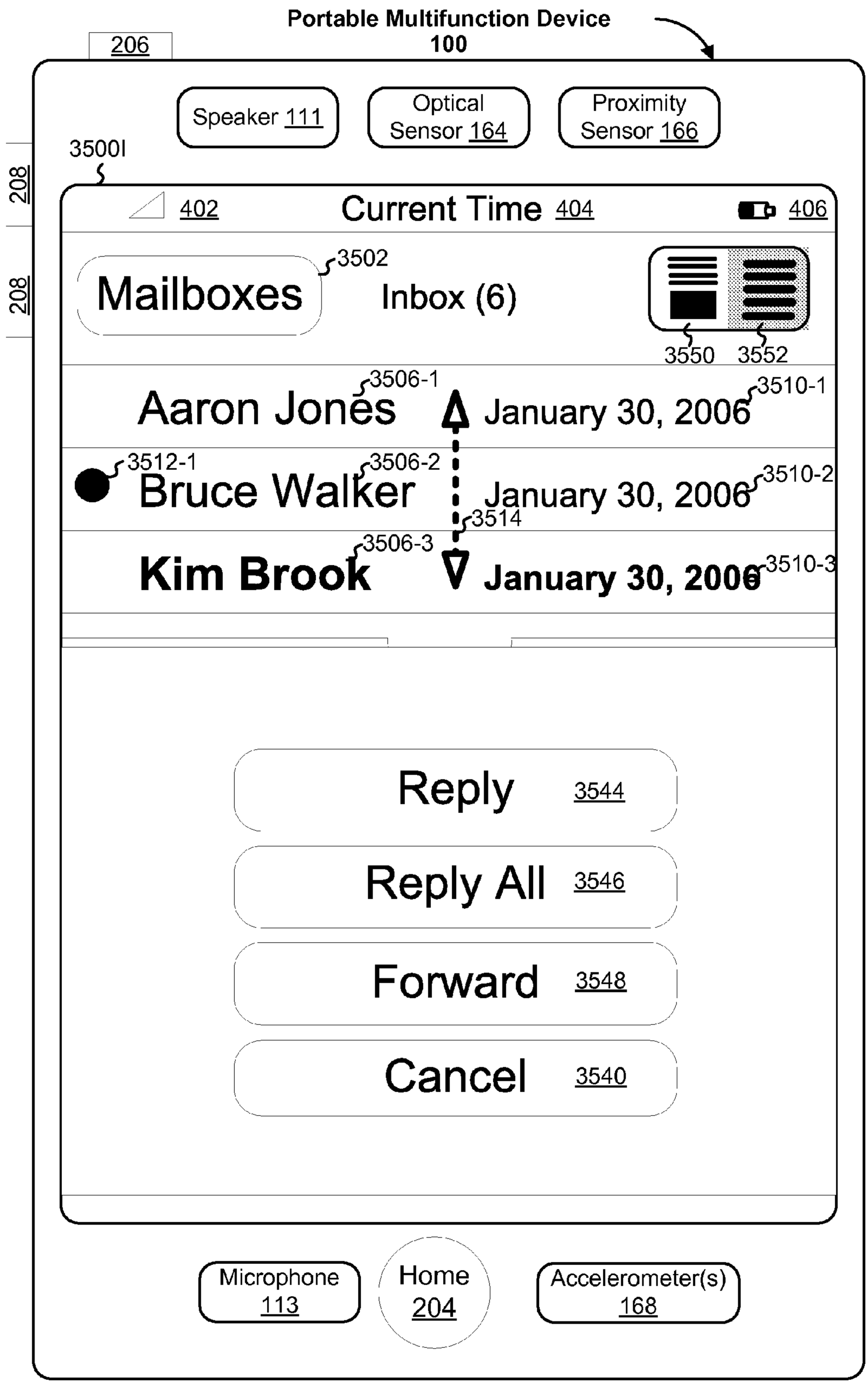
Portable Multifunction Device
100
206
Speaker 111
Optical Sensor 164
Proximity Sensor 166
3500I
208
208
402
Current Time 404
406
Mailboxes
3502
Inbox (6)
3550
3552
Aaron Jones
3506-1
January 30, 2006
3510-1
3512-1
Bruce Walker
3506-2
January 30, 2006
3510-2
3514
Kim Brook
3506-3
January 30, 2006
3510-3
Reply 3544
Reply All 3546
Forward 3548
Cancel 3540
Microphone 113
Home 204
Accelerometer(s) 168

Figure 19I

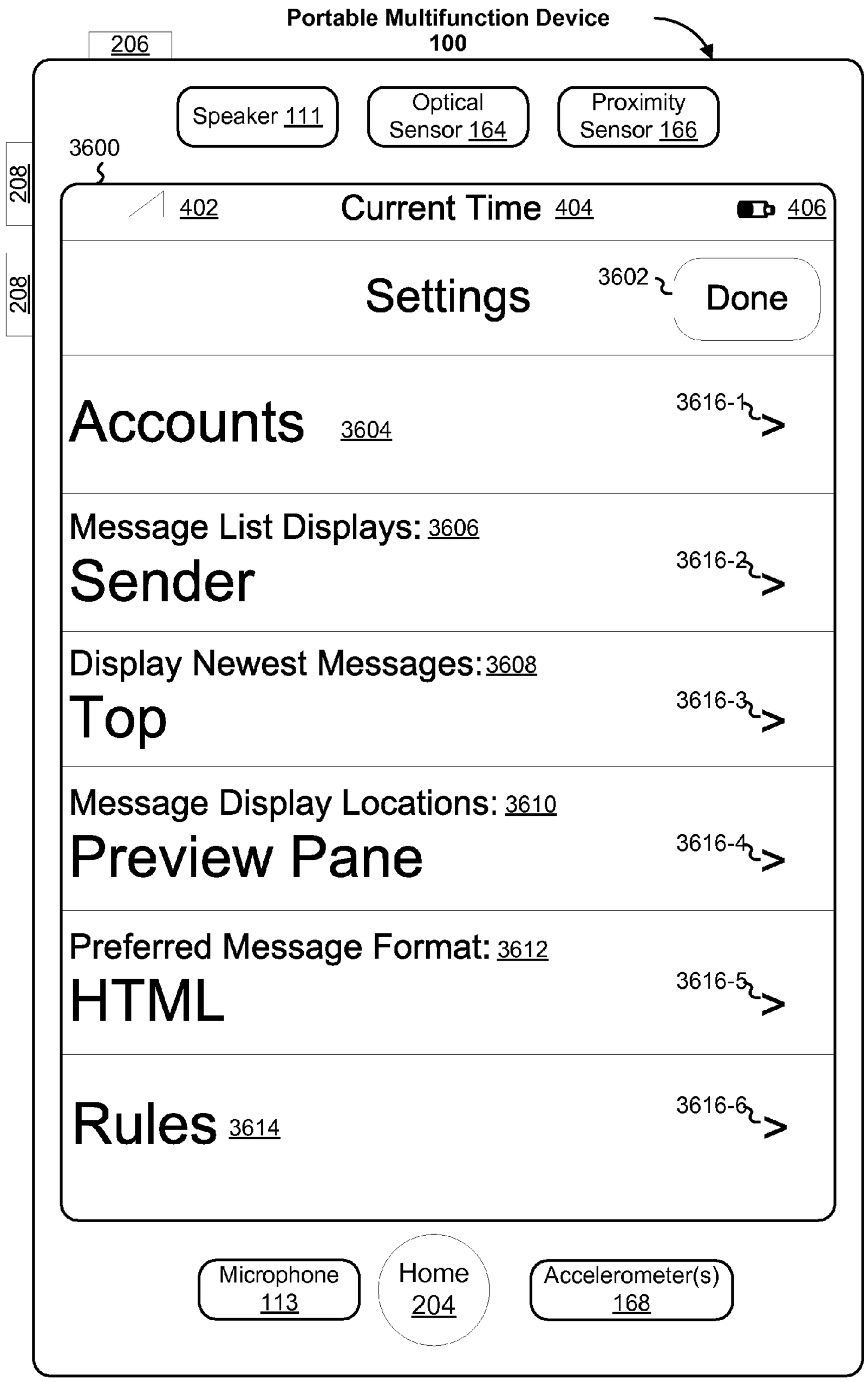
Portable Multifunction Device
100
206
Speaker 111
Optical Sensor 164
Proximity Sensor 166
3600
208
208
402
Current Time 404
406
Settings
3602
Done
Accounts 3604
3616-1
Message List Displays: 3606
Sender
3616-2
Display Newest Messages: 3608
Top
3616-3
Message Display Locations: 3610
Preview Pane
3616-4
Preferred Message Format: 3612
HTML
3616-5
Rules 3614
3616-6
Microphone 113
Home 204
Accelerometer(s) 168

Figure 19J

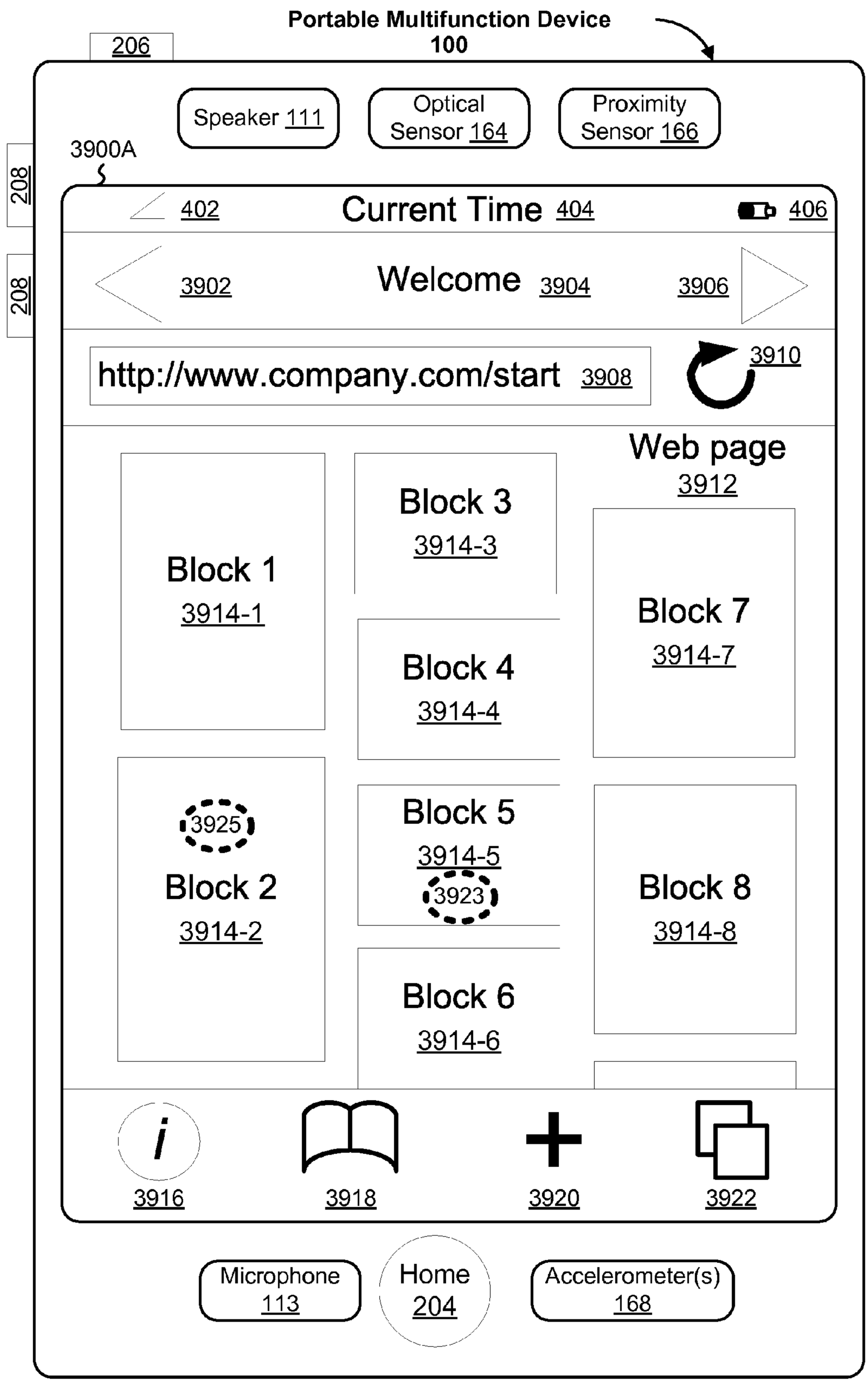
Portable Multifunction Device
100
206
Speaker 111
Optical Sensor 164
Proximity Sensor 166
3900A
208
208
402
Current Time 404
406
3902
Welcome 3904
3906
http://www.company.com/start 3908
3910
Web page
3912
Block 1
3914-1
Block 3
3914-3
Block 4
3914-4
Block 7
3914-7
3925
Block 2
3914-2
Block 5
3914-5
3923
Block 8
3914-8
Block 6
3914-6
3916
3918
3920
3922
Microphone 113
Home 204
Accelerometer(s) 168

Figure 20A

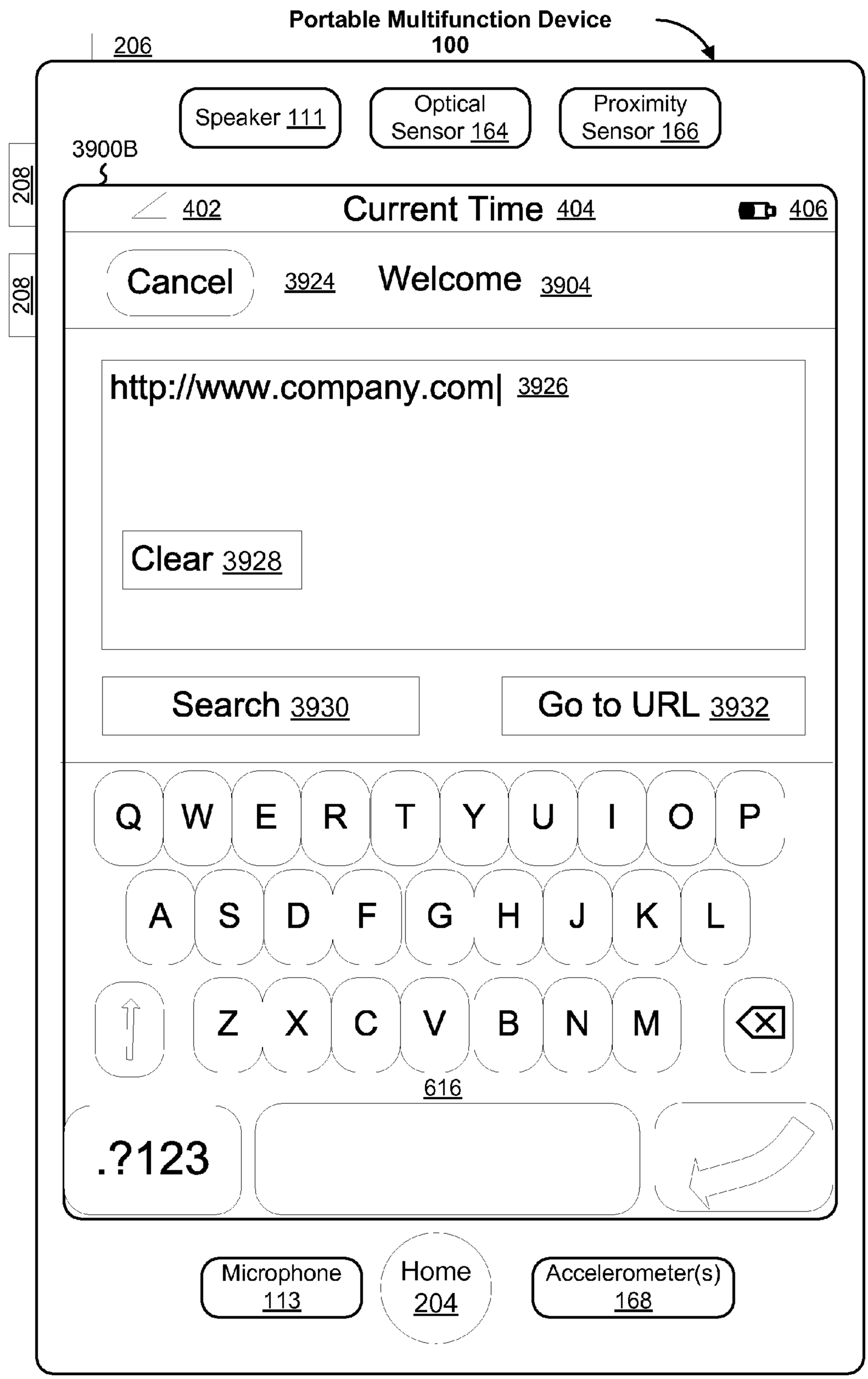
Portable Multifunction Device
100
206
Speaker 111
Optical Sensor 164
Proximity Sensor 166
3900B
208
208
402
Current Time 404
406
Cancel
3924
Welcome 3904
http://www.company.com| 3926
Clear 3928
Search 3930
Go to URL 3932
Q W E R T Y U I O P
A S D F G H J K L
Z X C V B N M
616
.?123
Microphone 113
Home 204
Accelerometer(s) 168

Figure 20B

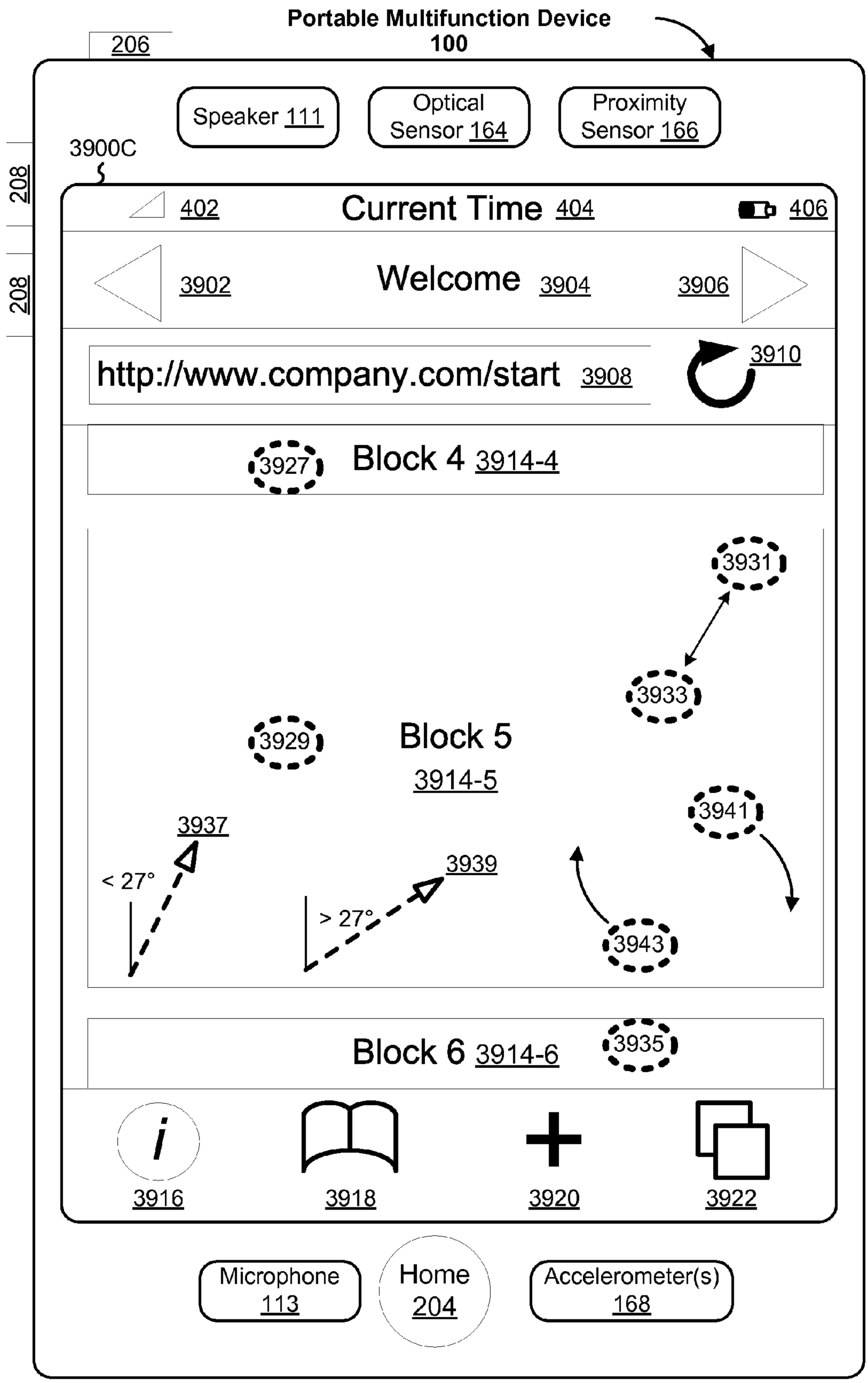
Portable Multifunction Device
100
206
Speaker 111
Optical Sensor 164
Proximity Sensor 166
3900C
208
208
402
Current Time 404
406
3902
Welcome 3904
3906
http://www.company.com/start 3908
3910
3927
Block 4 3914-4
3931
3933
3929
Block 5
3914-5
3941
3937
< 27°
3939
> 27°
3943
Block 6 3914-6
3935
3916
3918
3920
3922
Microphone 113
Home 204
Accelerometer(s) 168

Figure 20C

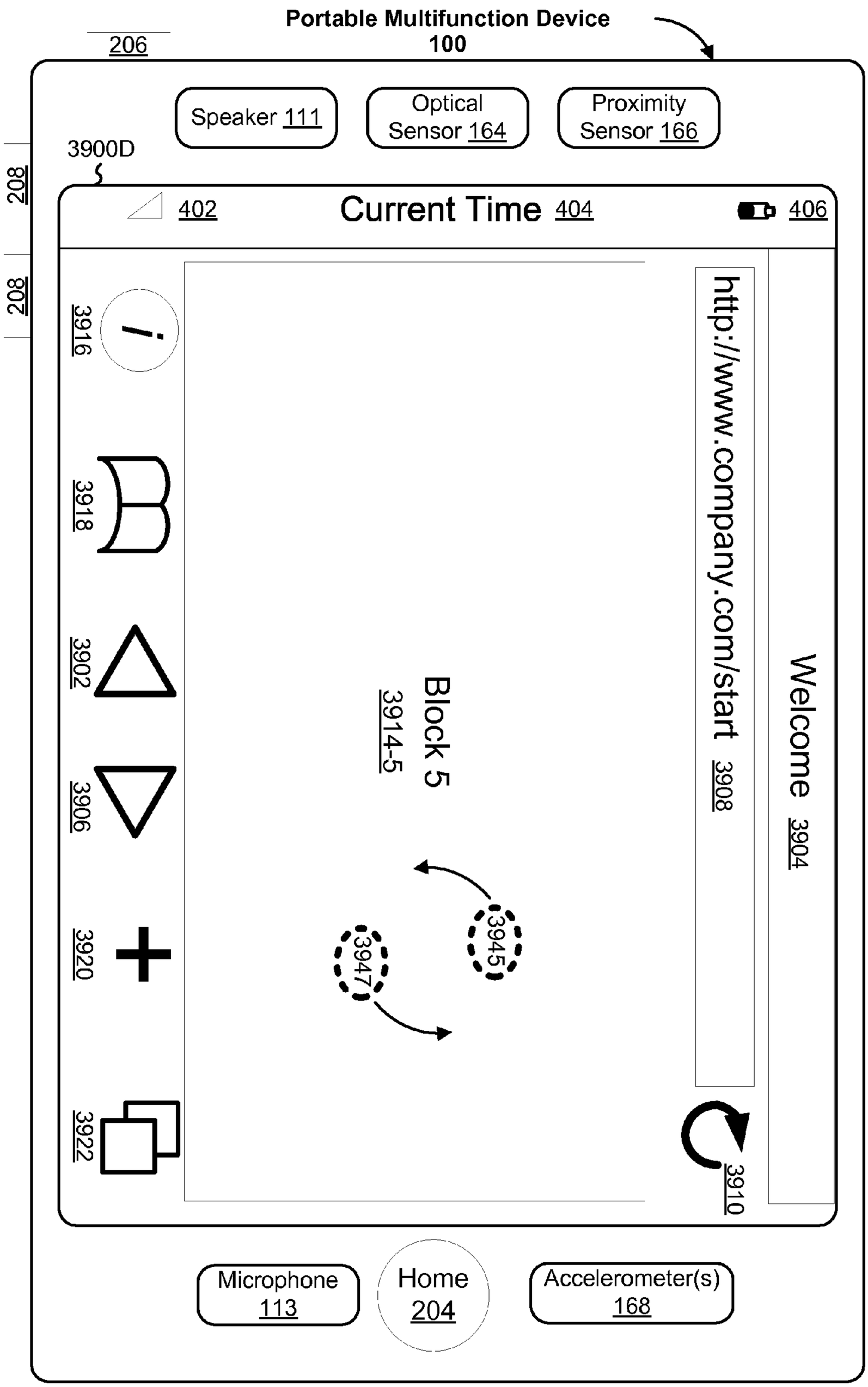
Portable Multifunction Device
100
206
Speaker 111
Optical Sensor 164
Proximity Sensor 166
3900D
208
208
402
Current Time 404
406
3916
3918
3902
3906
3920
3922
Welcome 3904
http://www.company.com/start 3908
Block 5
3914-5
3945
3947
3910
Microphone 113
Home 204
Accelerometer(s) 168

Figure 20D

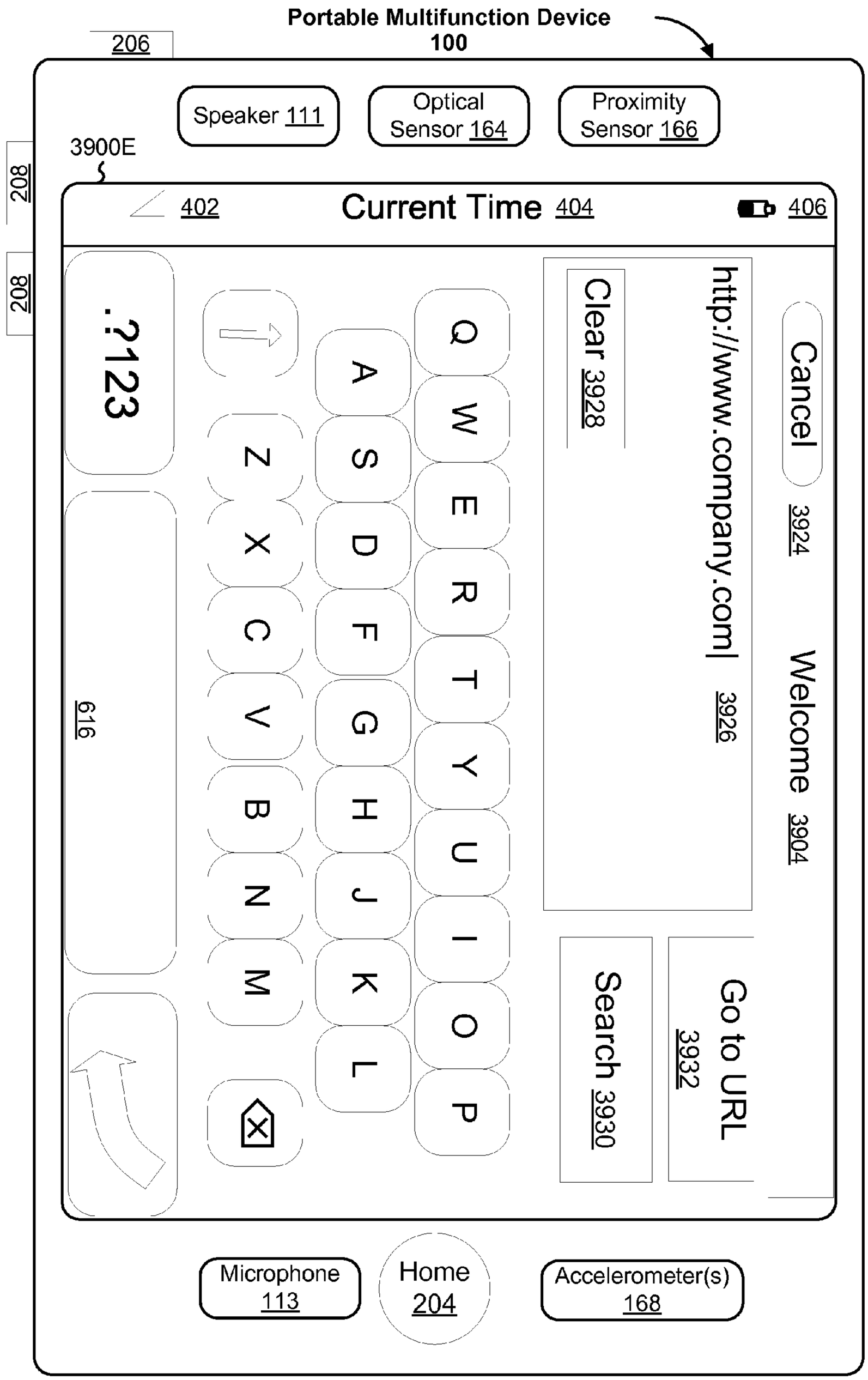
Portable Multifunction Device
100
206
Speaker 111
Optical Sensor 164
Proximity Sensor 166
3900E
208
208
402
Current Time 404
406
Cancel 3924
Welcome 3904
http://www.company.com| 3926
Clear 3928
Go to URL 3932
Search 3930
Q W E R T Y U I O P
A S D F G H J K L
Z X C V B N M
.?123
616
Microphone 113
Home 204
Accelerometer(s) 168

Figure 20E

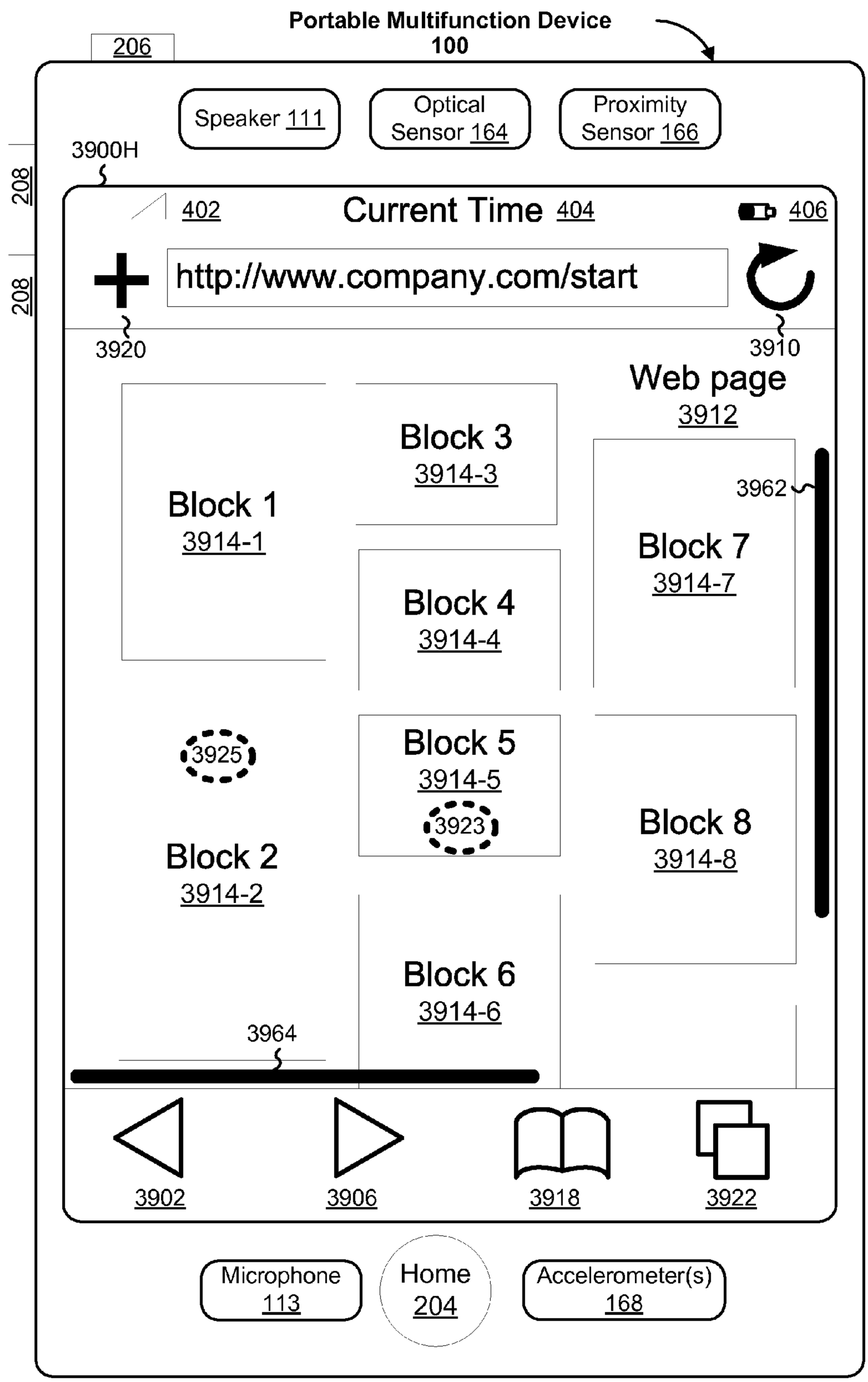
Portable Multifunction Device
100
206
Speaker 111
Optical Sensor 164
Proximity Sensor 166
3900H
208
208
402
Current Time 404
406
http://www.company.com/start
3920
3910
Web page
3912
Block 1
3914-1
Block 3
3914-3
Block 4
3914-4
3962
Block 7
3914-7
3925
Block 5
3914-5
3923
Block 8
3914-8
Block 2
3914-2
Block 6
3914-6
3964
3902
3906
3918
3922
Microphone 113
Home 204
Accelerometer(s) 168

Figure 20F

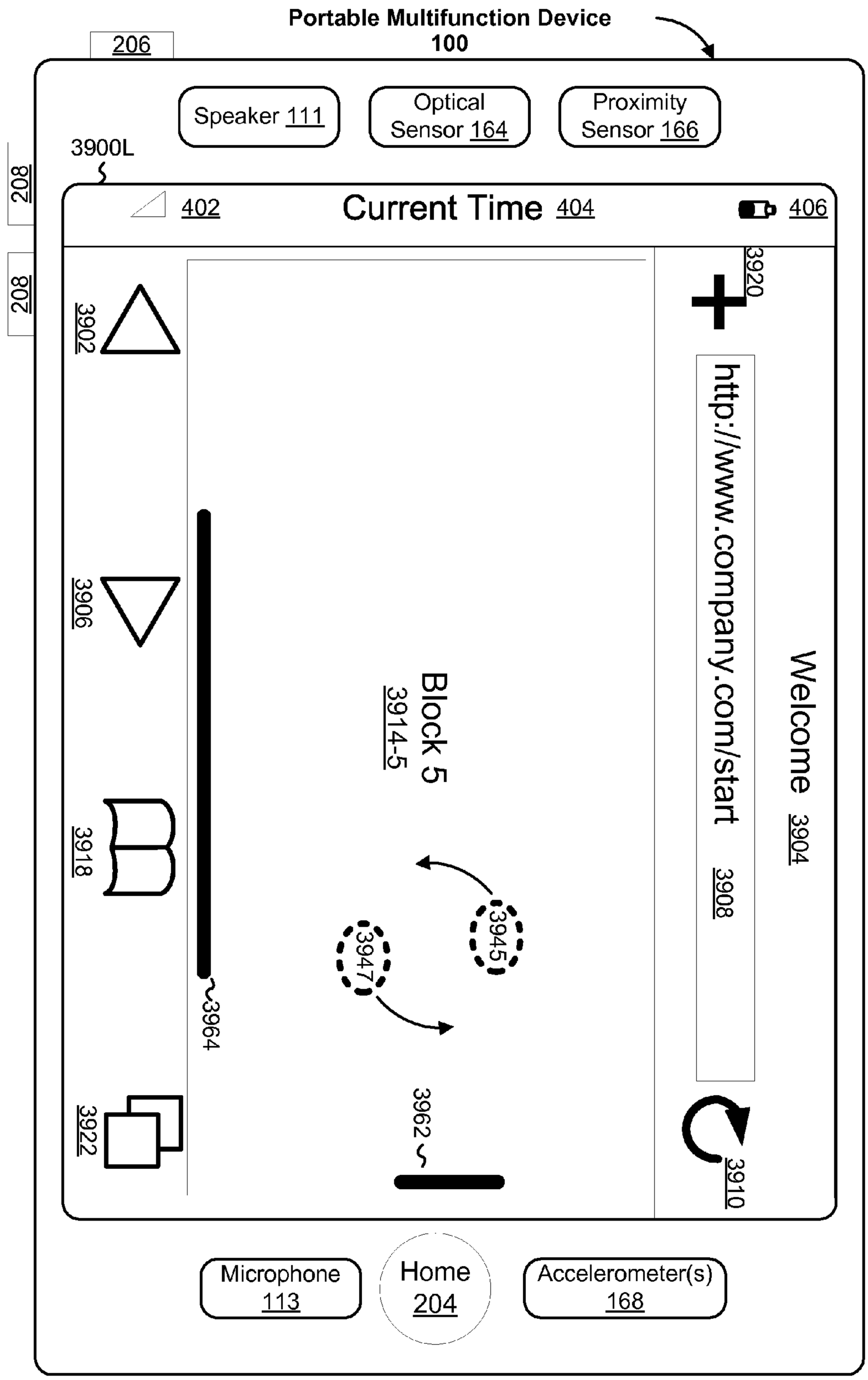
Portable Multifunction Device
100
206
Speaker 111
Optical Sensor 164
Proximity Sensor 166
3900L
208
208
402
Current Time 404
406
3920
Welcome 3904
http://www.company.com/start 3908
3902
3906
3918
3922
3964
Block 5
3914-5
3945
3947
3962
3910
Microphone 113
Home 204
Accelerometer(s) 168

Figure 20G

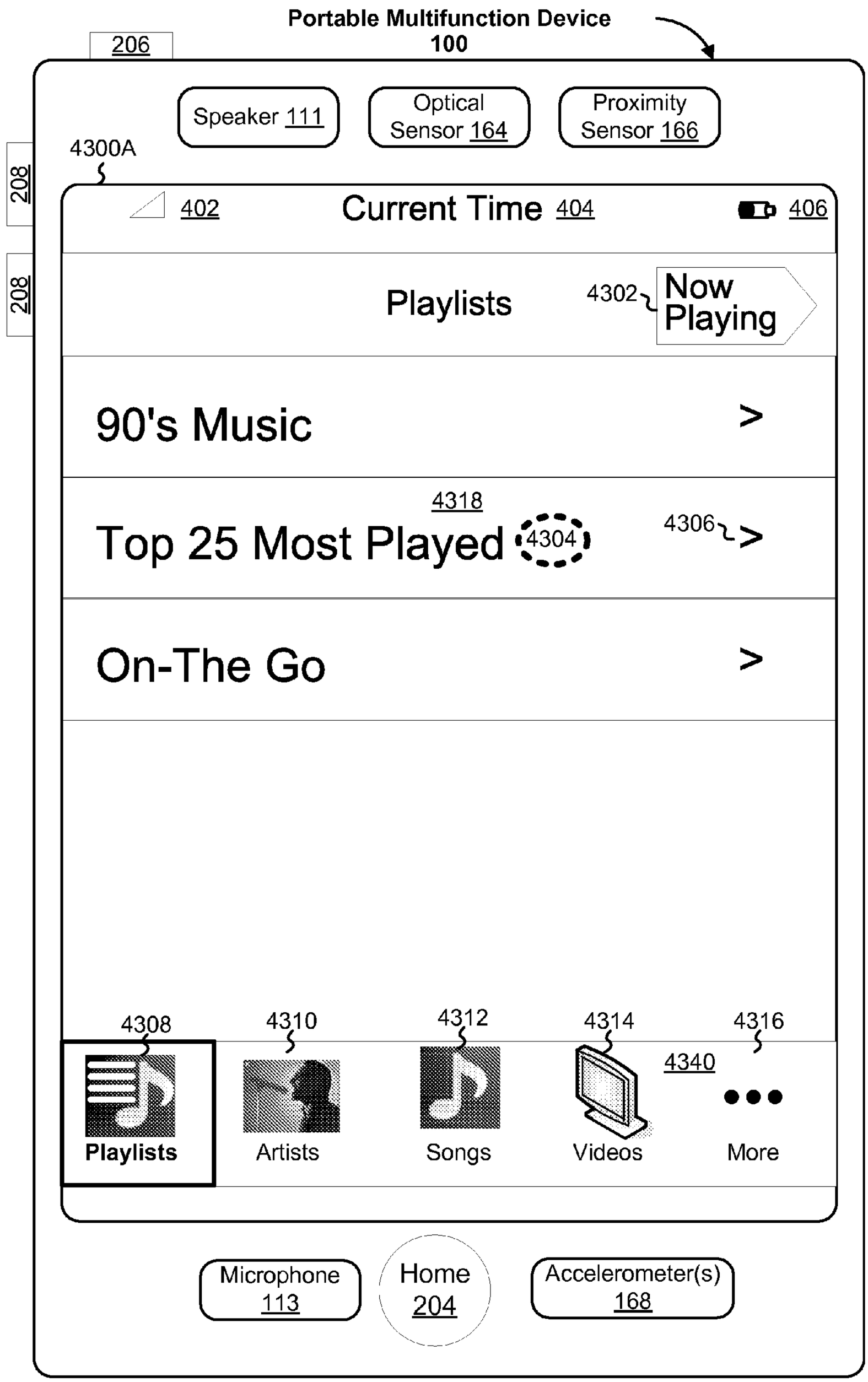
Portable Multifunction Device
100
206
Speaker 111
Optical Sensor 164
Proximity Sensor 166
4300A
208
208
402
Current Time 404
406
Playlists
4302
Now Playing
90's Music
>
4318
Top 25 Most Played
4304
4306
>
On-The Go
>
4308
4310
4312
4314
4316
4340
Playlists
Artists
Songs
Videos
More
Microphone 113
Home 204
Accelerometer(s) 168

Figure 21A

Portable Multifunction Device
100
206
Speaker 111
Optical Sensor 164
Proximity Sensor 166
4300B
208
208
402
Current Time 404
406
4302
Playlists
Top 25 Most Played
Now Playing
Shuffle
4320
1 Track Name 3:20 >
2 Track Name 4:12 >
4322
3 Track Name 2:25 >
4 Track Name 3:40 >
5 Track Name 5:05 >
6 Track Name 3:20 >
Playlists
Artists
Songs
Videos
More
Microphone 113
Home 204
Accelerometer(s) 168

Figure 21B

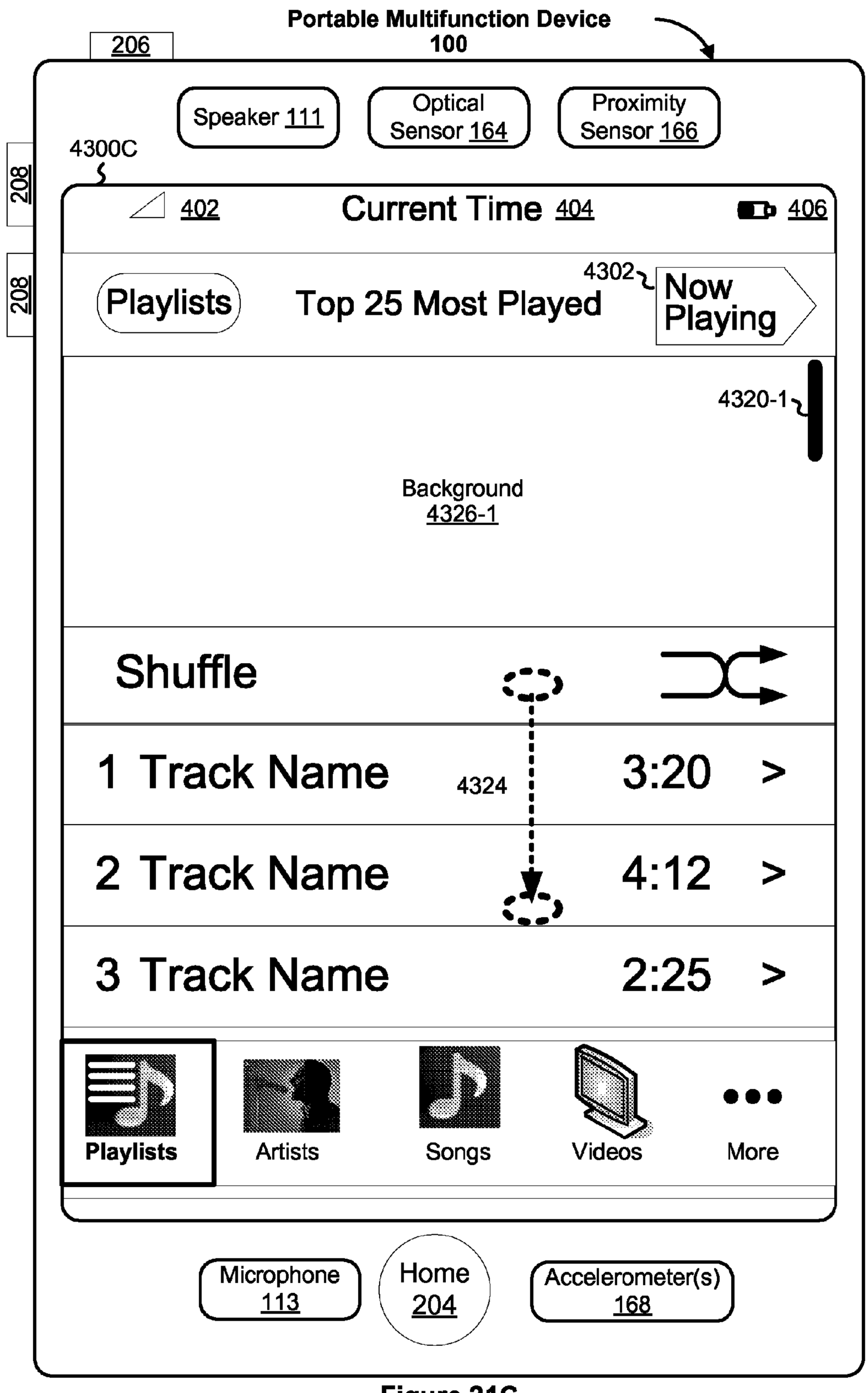
Portable Multifunction Device
100
206
Speaker 111
Optical Sensor 164
Proximity Sensor 166
4300C
208
208
402
Current Time 404
406
Playlists
Top 25 Most Played
4302
Now Playing
4320-1
Background
4326-1
Shuffle
1 Track Name
4324
3:20 >
2 Track Name
4:12 >
3 Track Name
2:25 >
Playlists
Artists
Songs
Videos
More
Microphone 113
Home 204
Accelerometer(s) 168

Figure 21C

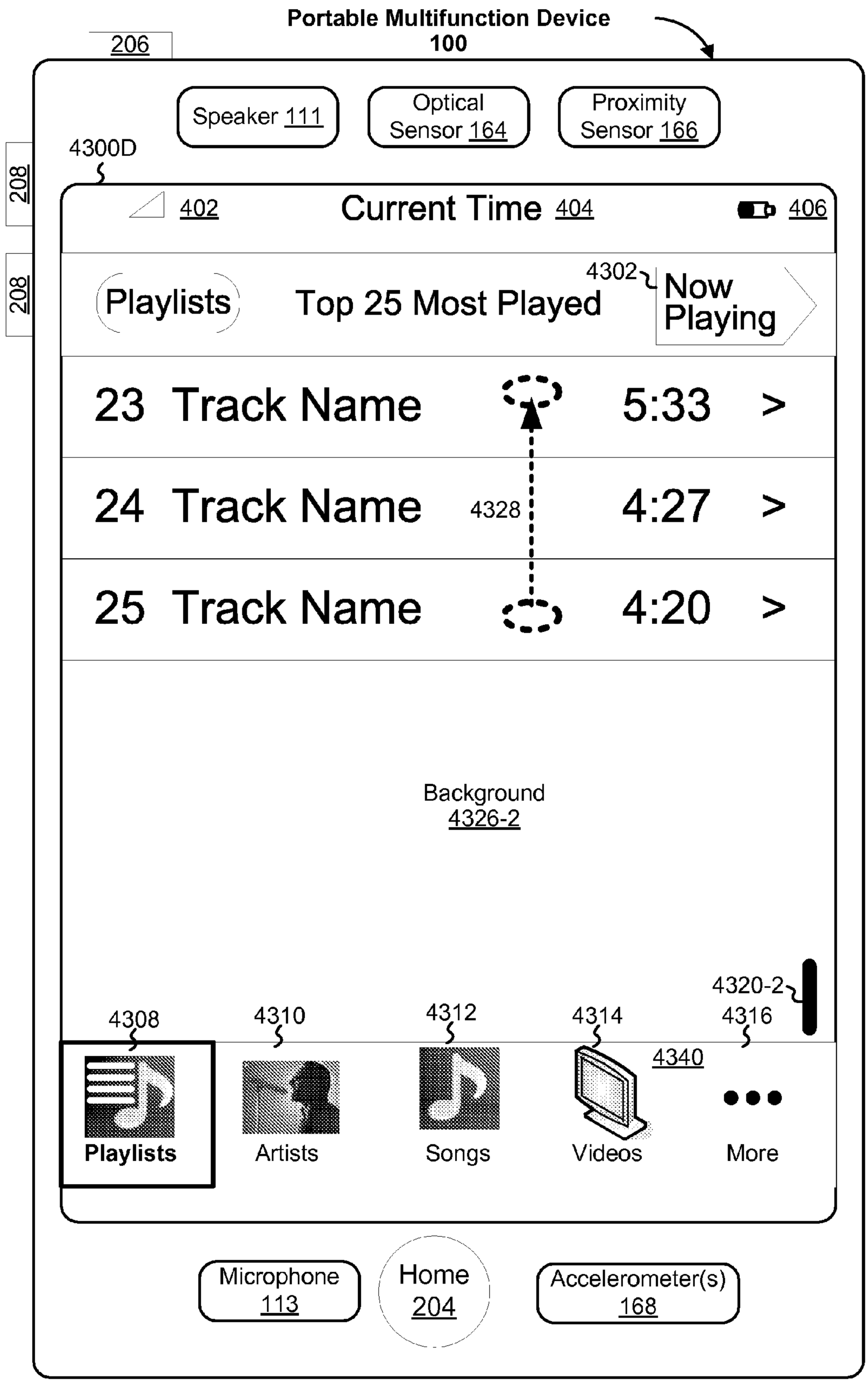
Portable Multifunction Device
100
206
Speaker 111
Optical Sensor 164
Proximity Sensor 166
4300D
208
208
402
Current Time 404
406
Playlists
Top 25 Most Played
4302
Now Playing
23 Track Name 5:33 >
24 Track Name 4:27 >
25 Track Name 4:20 >
4328
Background
4326-2
4320-2
4308
4310
4312
4314
4316
4340
Playlists
Artists
Songs
Videos
More
Microphone 113
Home 204
Accelerometer(s) 168

Figure 21D

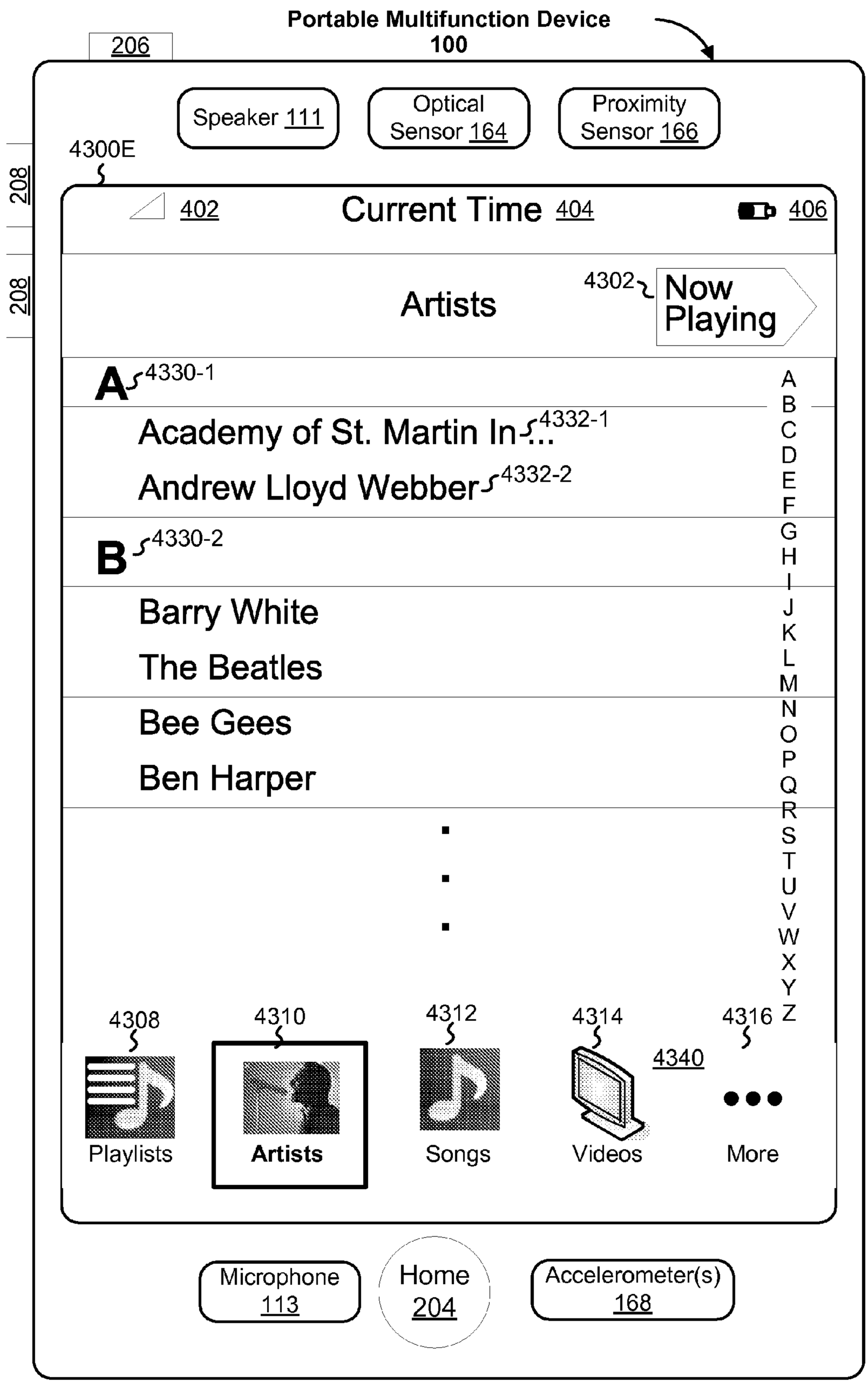
Portable Multifunction Device
100
206
Speaker 111
Optical Sensor 164
Proximity Sensor 166
4300E
208
208
402
Current Time 404
406
Artists
4302
Now Playing
A 4330-1
Academy of St. Martin In... 4332-1
Andrew Lloyd Webber 4332-2
B 4330-2
Barry White
The Beatles
Bee Gees
Ben Harper
A B C D E F G H I J K L M N O P Q R S T U V W X Y Z
4308
4310
4312
4314
4316
4340
Playlists
Artists
Songs
Videos
More
Microphone 113
Home 204
Accelerometer(s) 168

Figure 21E

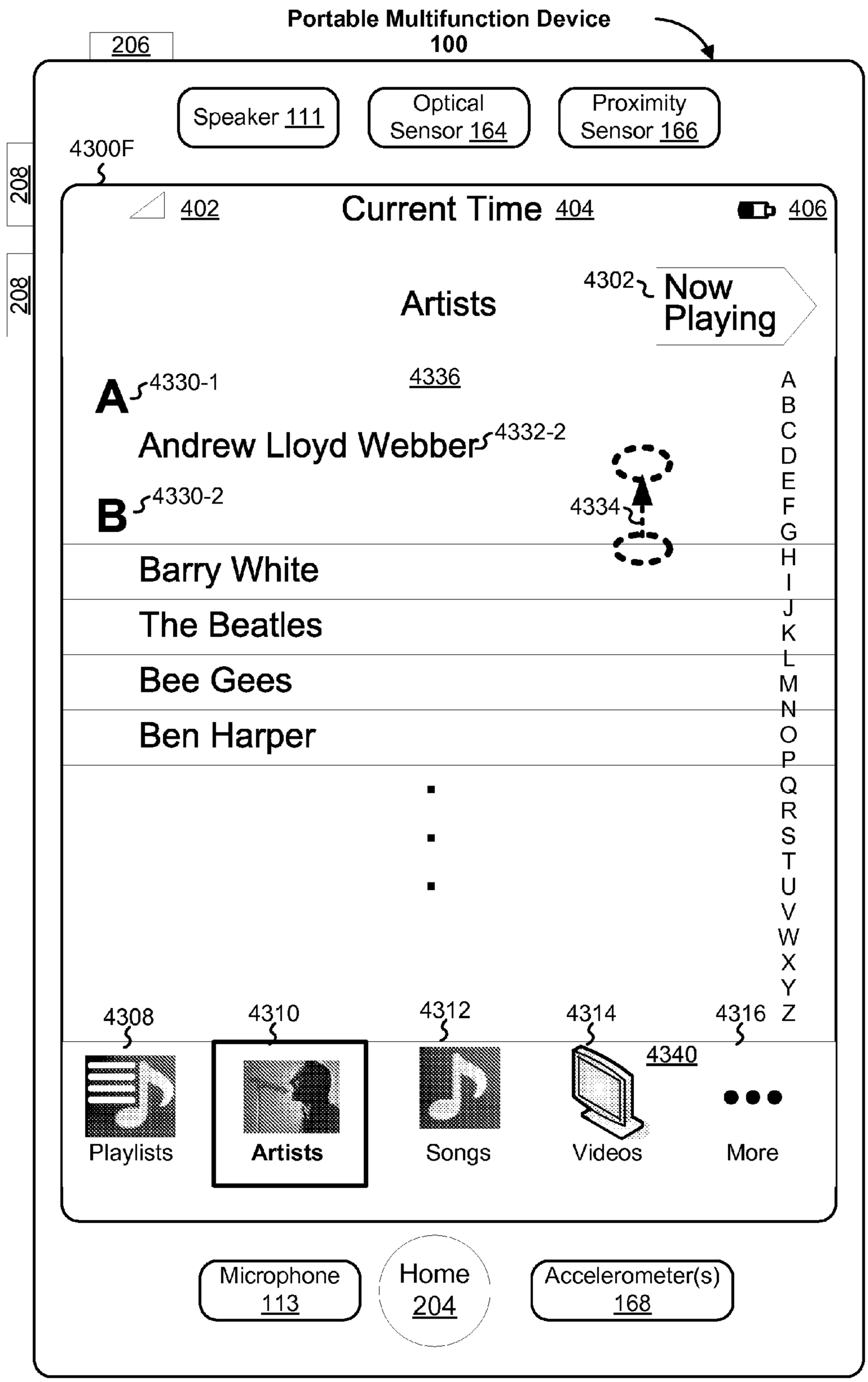
Portable Multifunction Device
100
206
Speaker 111
Optical Sensor 164
Proximity Sensor 166
4300F
208
208
402
Current Time 404
406
Artists
4302
Now Playing
4336
A 4330-1
Andrew Lloyd Webber 4332-2
B 4330-2
4334
Barry White
The Beatles
Bee Gees
Ben Harper
A B C D E F G H I J K L M N O P Q R S T U V W X Y Z
4308
4310
4312
4314
4316
4340
Playlists
Artists
Songs
Videos
More
Microphone 113
Home 204
Accelerometer(s) 168

Figure 21F

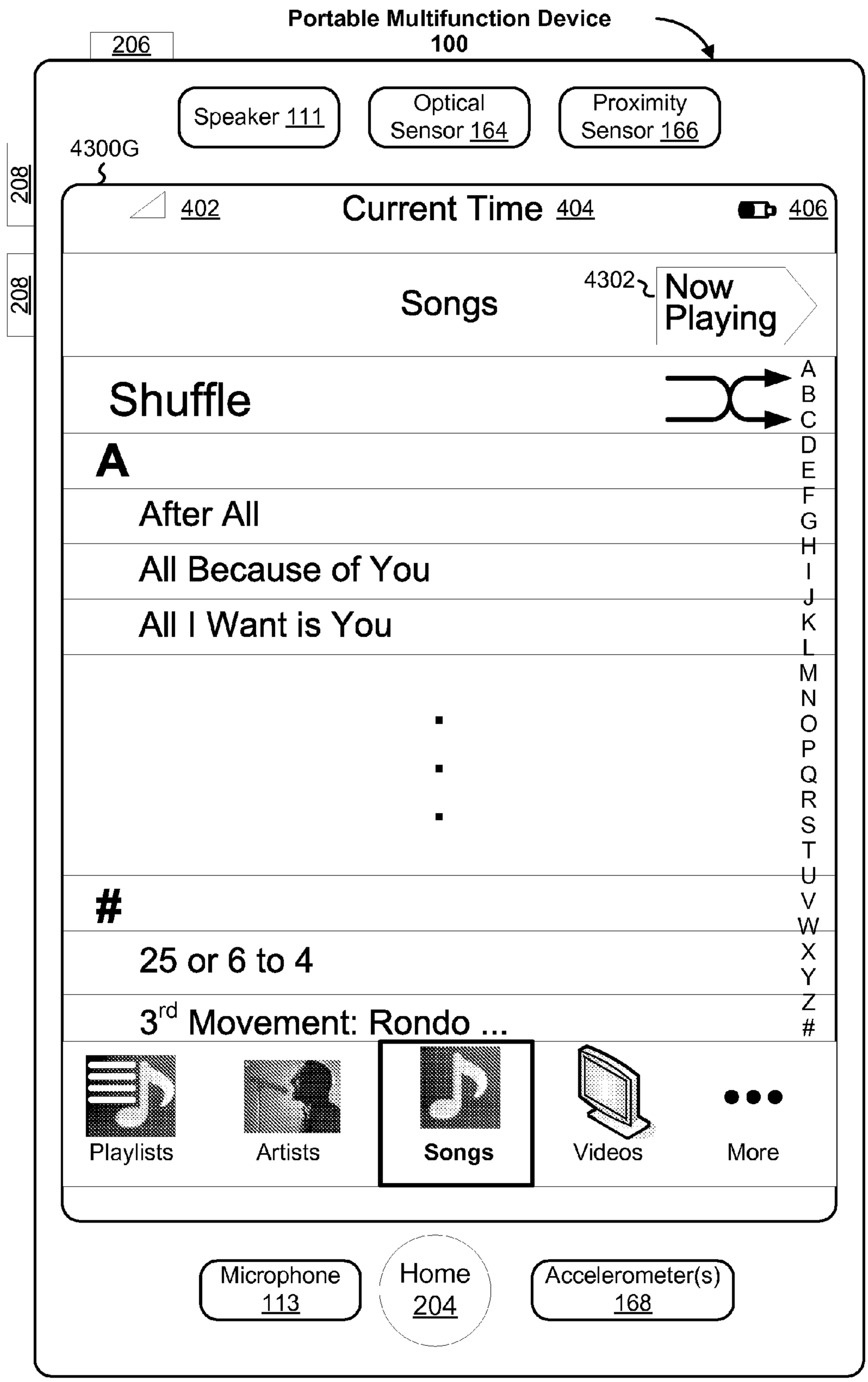
Portable Multifunction Device
100
206
Speaker 111
Optical Sensor 164
Proximity Sensor 166
4300G
208
208
402
Current Time 404
406
Songs
4302
Now Playing
Shuffle
A
After All
All Because of You
All I Want is You
#
25 or 6 to 4
3rd Movement: Rondo ...
A B C D E F G H I J K L M N O P Q R S T U V W X Y Z #
Playlists
Artists
Songs
Videos
More
Microphone 113
Home 204
Accelerometer(s) 168

Figure 21G

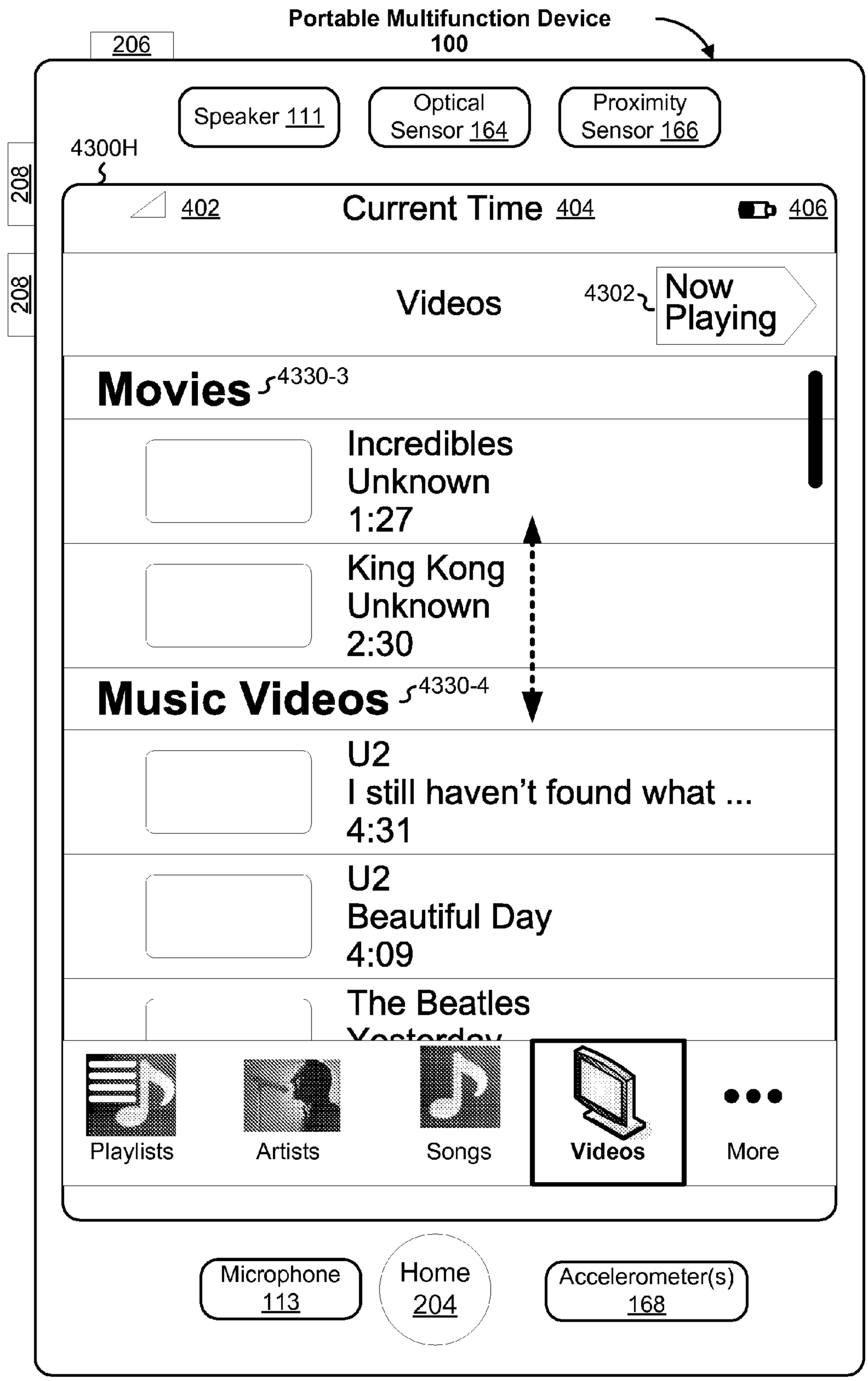
Portable Multifunction Device
100
206
Speaker 111
Optical Sensor 164
Proximity Sensor 166
4300H
208
208
402
Current Time 404
406
Videos
4302
Now Playing
Movies
4330-3
Incredibles
Unknown
1:27
King Kong
Unknown
2:30
Music Videos
4330-4
U2
I still haven't found what ...
4:31
U2
Beautiful Day
4:09
The Beatles
Playlists
Artists
Songs
Videos
More
Microphone 113
Home 204
Accelerometer(s) 168

Figure 21H

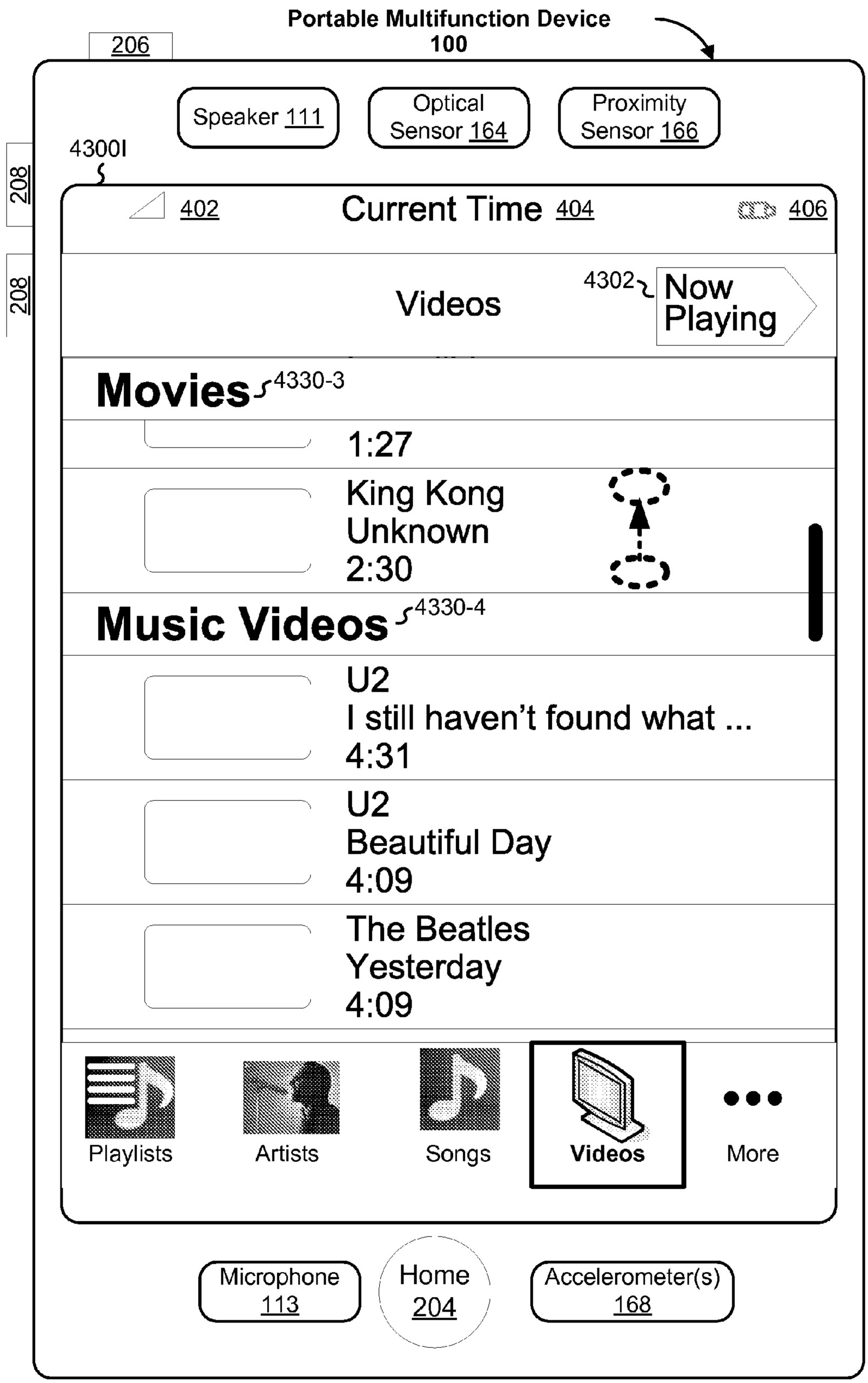
Portable Multifunction Device
100
206
Speaker 111
Optical Sensor 164
Proximity Sensor 166
4300I
208
208
402
Current Time 404
406
Videos
4302
Now Playing
Movies
4330-3
1:27
King Kong
Unknown
2:30
Music Videos
4330-4
U2
I still haven't found what ...
4:31
U2
Beautiful Day
4:09
The Beatles
Yesterday
4:09
Playlists
Artists
Songs
Videos
More
Microphone 113
Home 204
Accelerometer(s) 168

Figure 21I

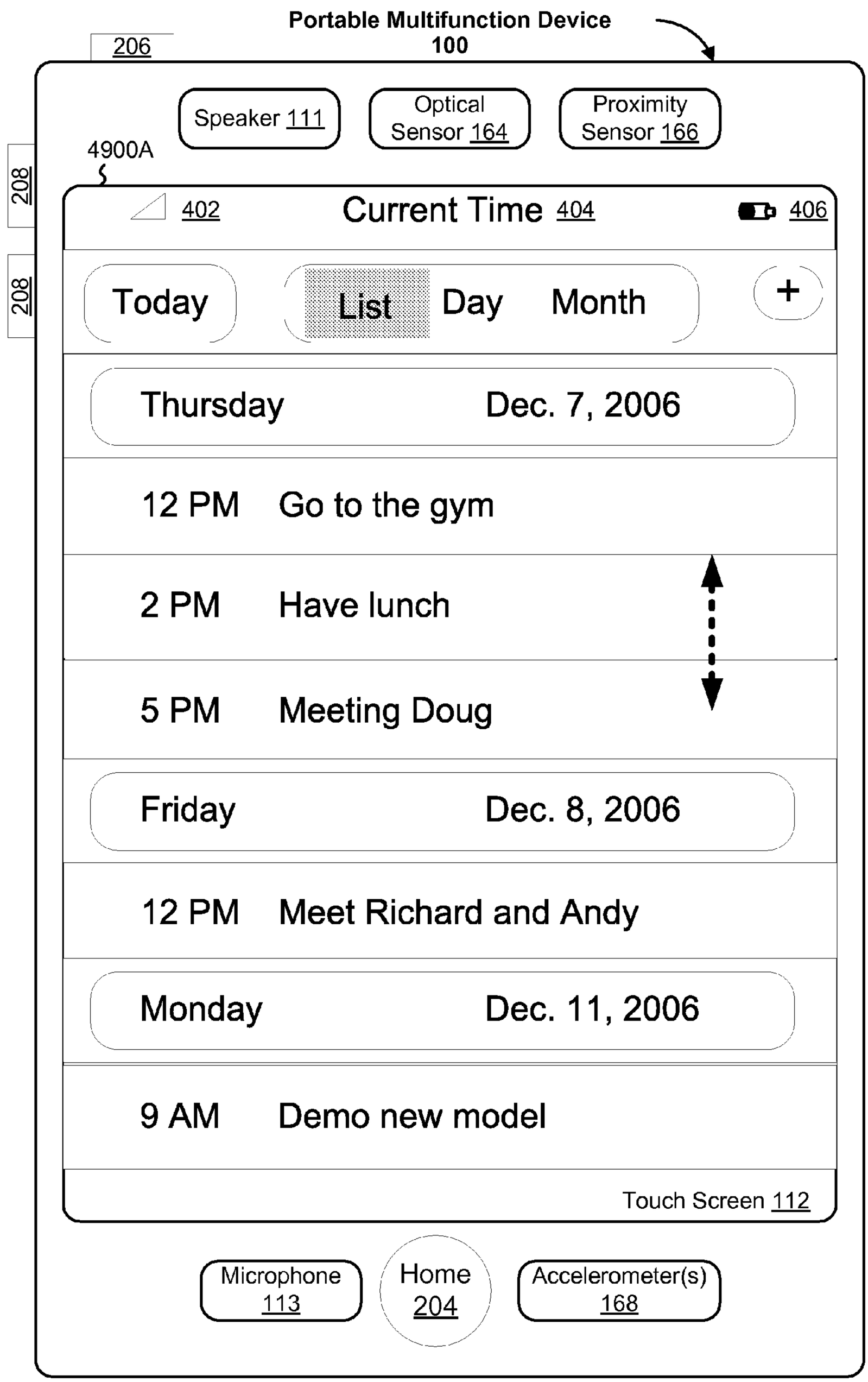
Portable Multifunction Device
100
206
Speaker 111
Optical Sensor 164
Proximity Sensor 166
4900A
208
208
402
Current Time 404
406
Today
List
Day
Month
+
Thursday
Dec. 7, 2006
12 PM
Go to the gym
2 PM
Have lunch
5 PM
Meeting Doug
Friday
Dec. 8, 2006
12 PM
Meet Richard and Andy
Monday
Dec. 11, 2006
9 AM
Demo new model
Touch Screen 112
Microphone 113
Home 204
Accelerometer(s) 168

Figure 22A

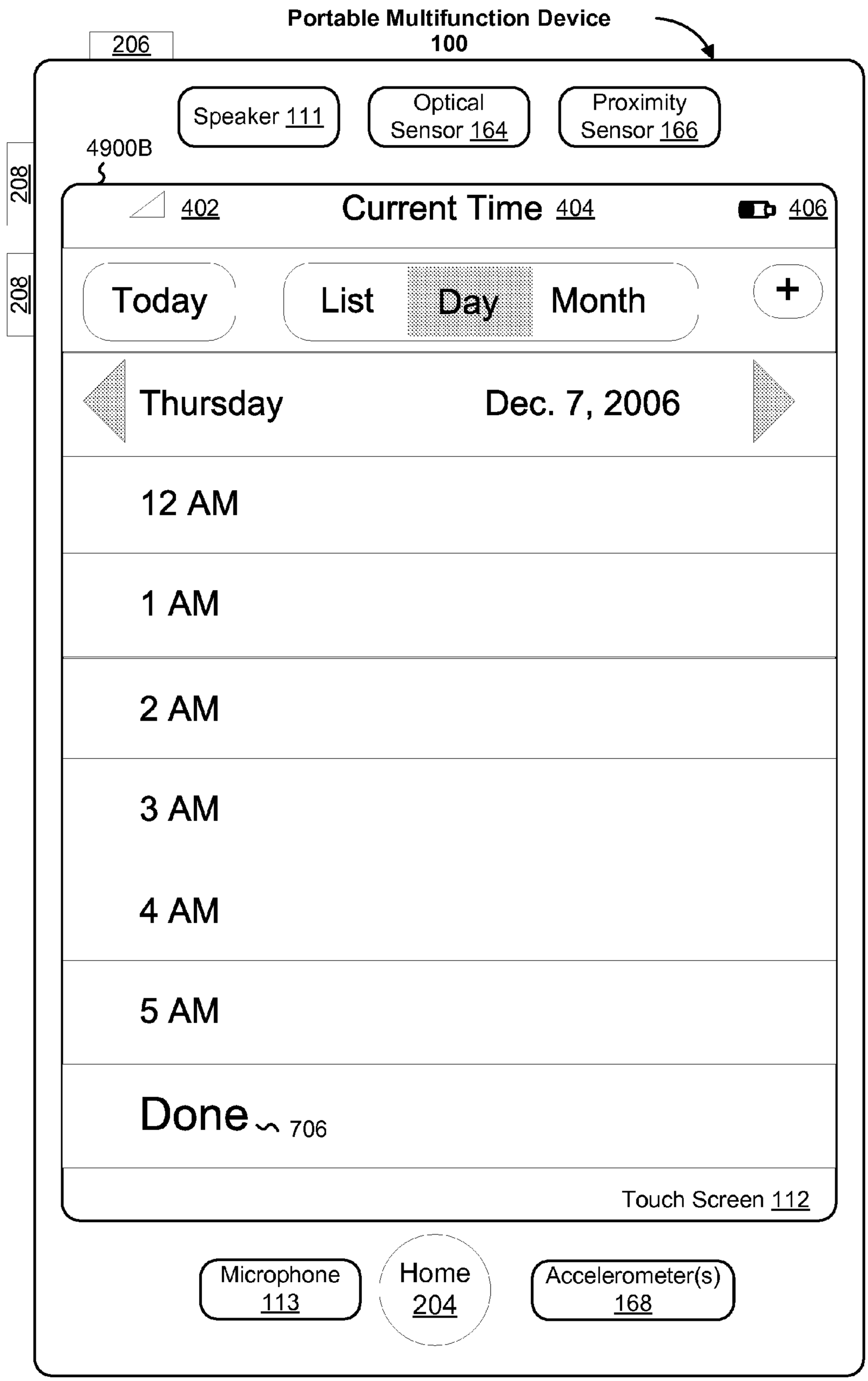
Portable Multifunction Device
100
206
Speaker 111
Optical Sensor 164
Proximity Sensor 166
4900B
208
208
402
Current Time 404
406
Today
List
Day
Month
+
Thursday
Dec. 7, 2006
12 AM
1 AM
2 AM
3 AM
4 AM
5 AM
Done
706
Touch Screen 112
Microphone 113
Home 204
Accelerometer(s) 168

Figure 22B

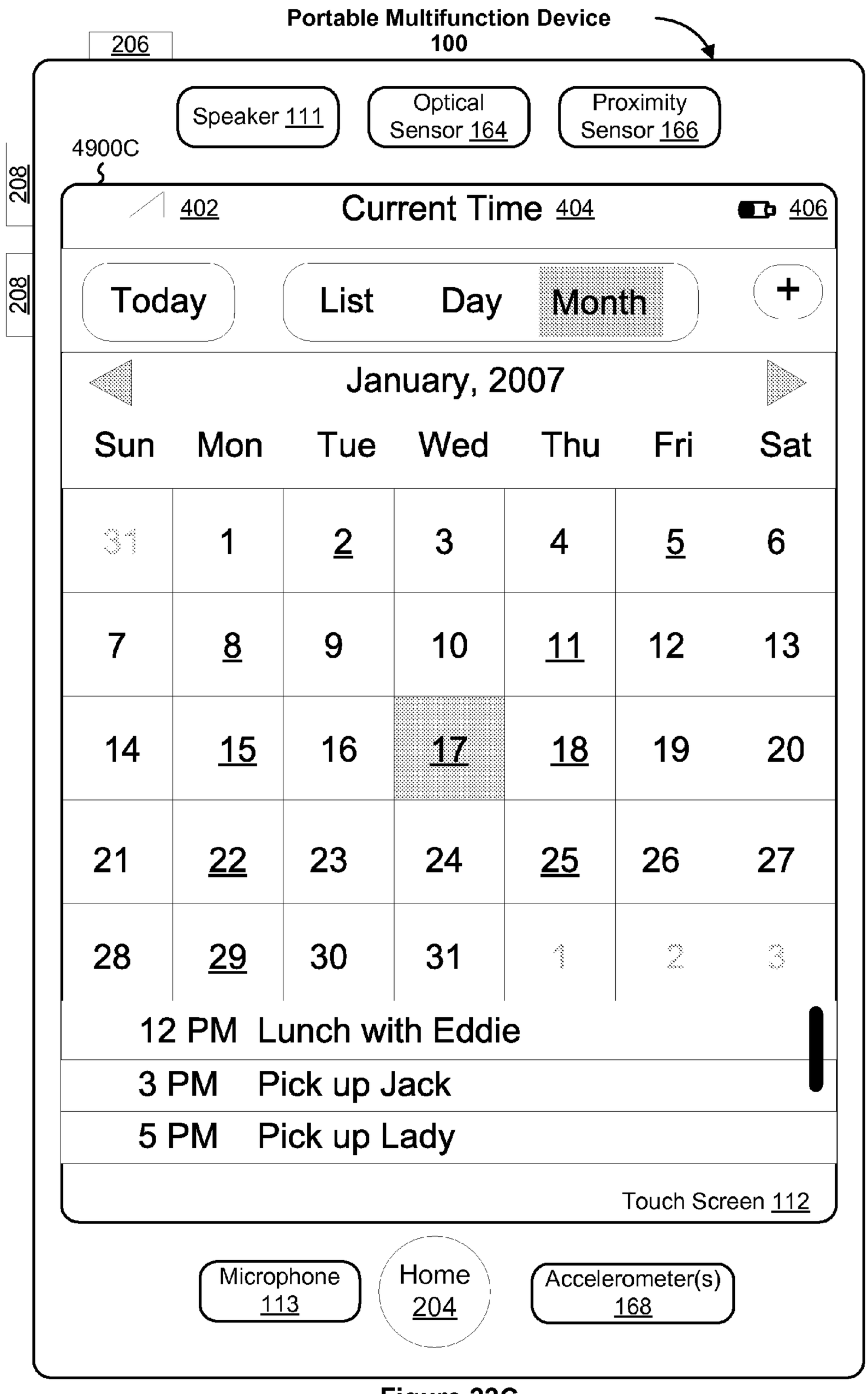
Portable Multifunction Device
100
206
Speaker 111
Optical Sensor 164
Proximity Sensor 166
4900C
208
208
402
Current Time 404
406
Today
List
Day
Month
+
January, 2007
Sun Mon Tue Wed Thu Fri Sat
31 1 2 3 4 5 6
7 8 9 10 11 12 13
14 15 16 17 18 19 20
21 22 23 24 25 26 27
28 29 30 31 1 2 3
12 PM Lunch with Eddie
3 PM Pick up Jack
5 PM Pick up Lady
Touch Screen 112
Microphone 113
Home 204
Accelerometer(s) 168

Figure 22C

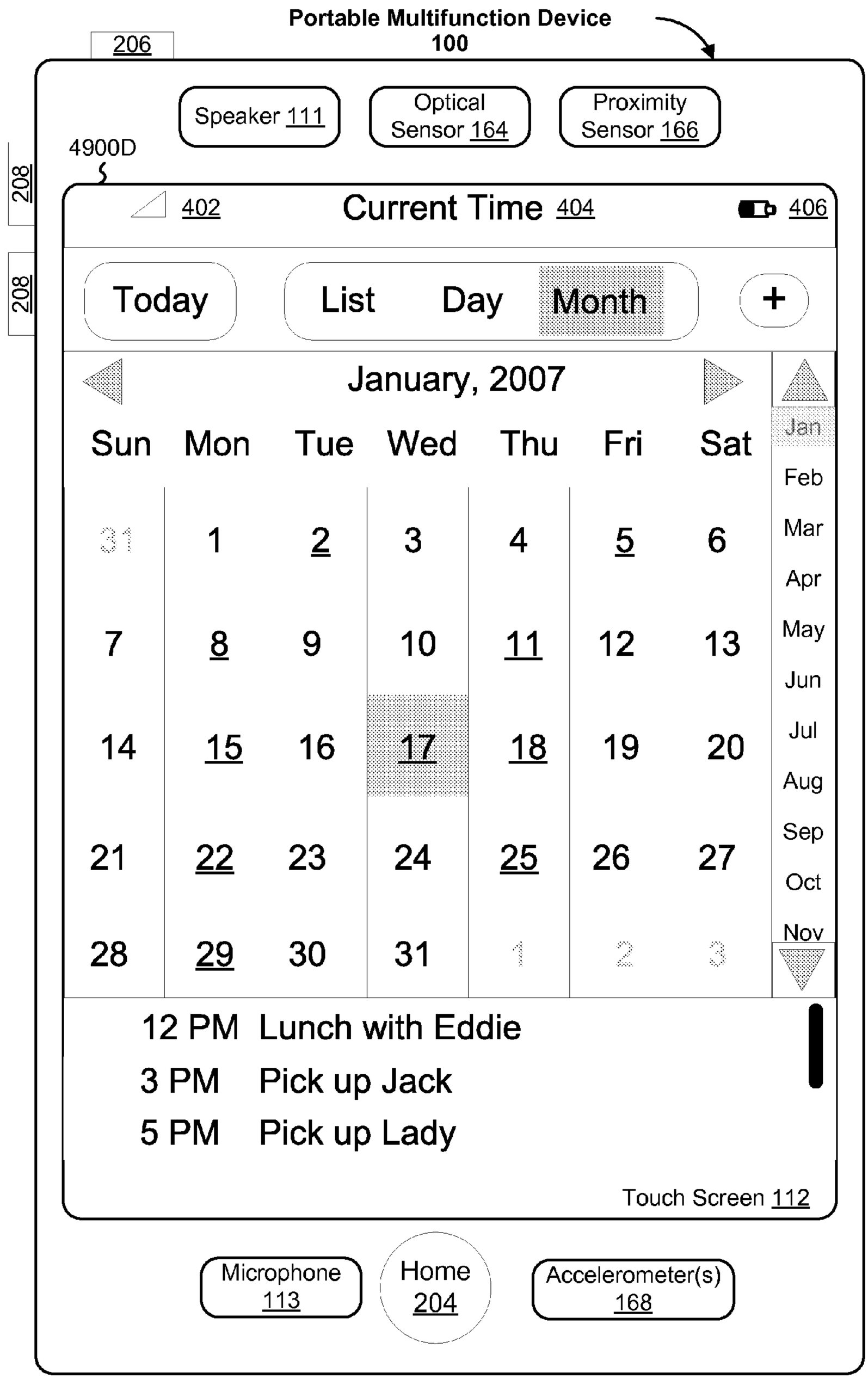
Portable Multifunction Device
100
206
Speaker 111
Optical Sensor 164
Proximity Sensor 166
4900D
208
208
402
Current Time 404
406
Today
List
Day
Month
+
January, 2007
Sun Mon Tue Wed Thu Fri Sat
Jan
Feb
Mar
Apr
May
Jun
Jul
Aug
Sep
Oct
Nov
12 PM Lunch with Eddie
3 PM Pick up Jack
5 PM Pick up Lady
Touch Screen 112
Microphone 113
Home 204
Accelerometer(s) 168

Figure 22D

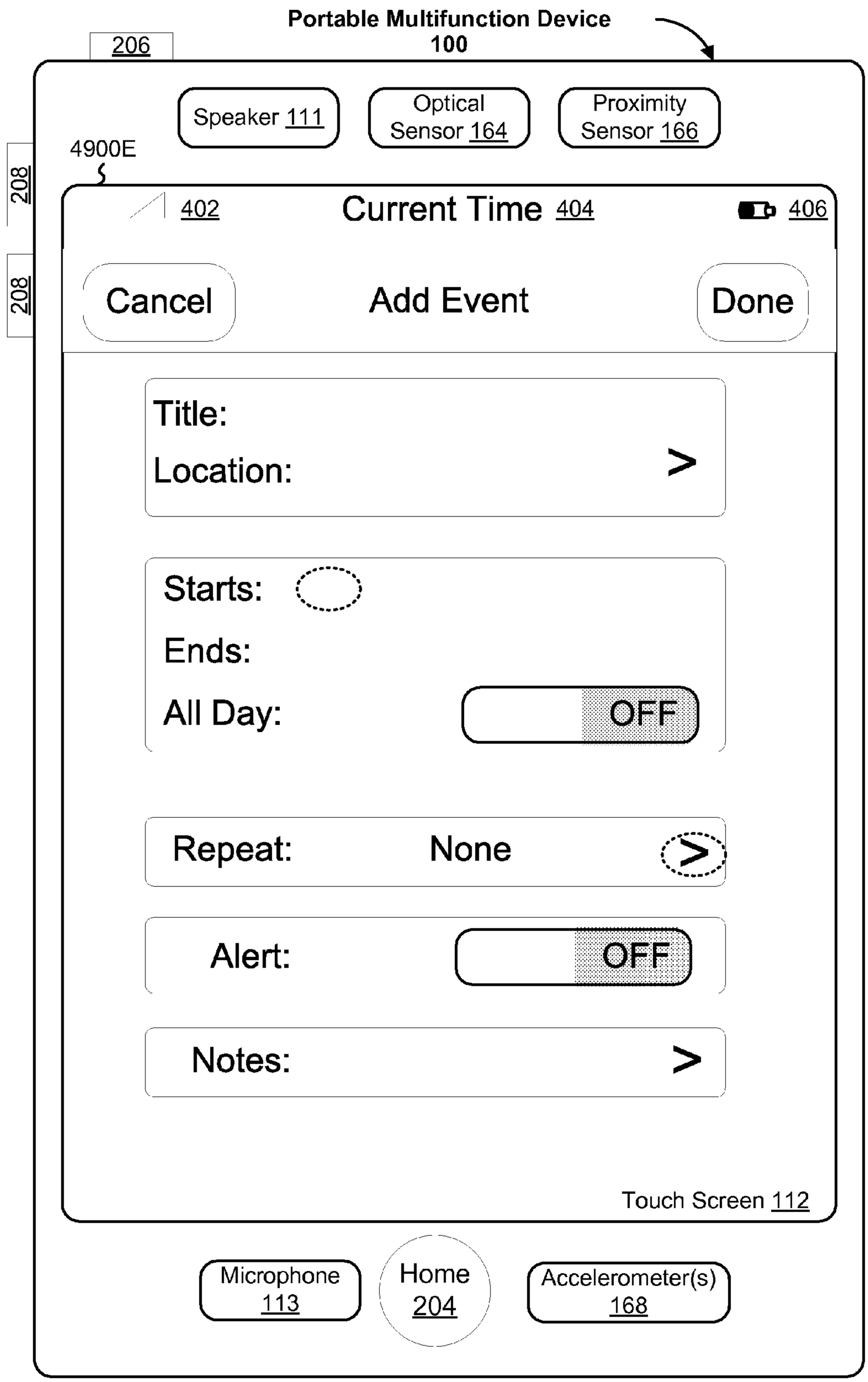
Portable Multifunction Device
100
206
Speaker 111
Optical Sensor 164
Proximity Sensor 166
4900E
208
208
402
Current Time 404
406
Cancel
Add Event
Done
Title:
Location:
Starts:
Ends:
All Day:
OFF
Repeat:
None
Alert:
OFF
Notes:
Touch Screen 112
Microphone 113
Home 204
Accelerometer(s) 168

Figure 22E

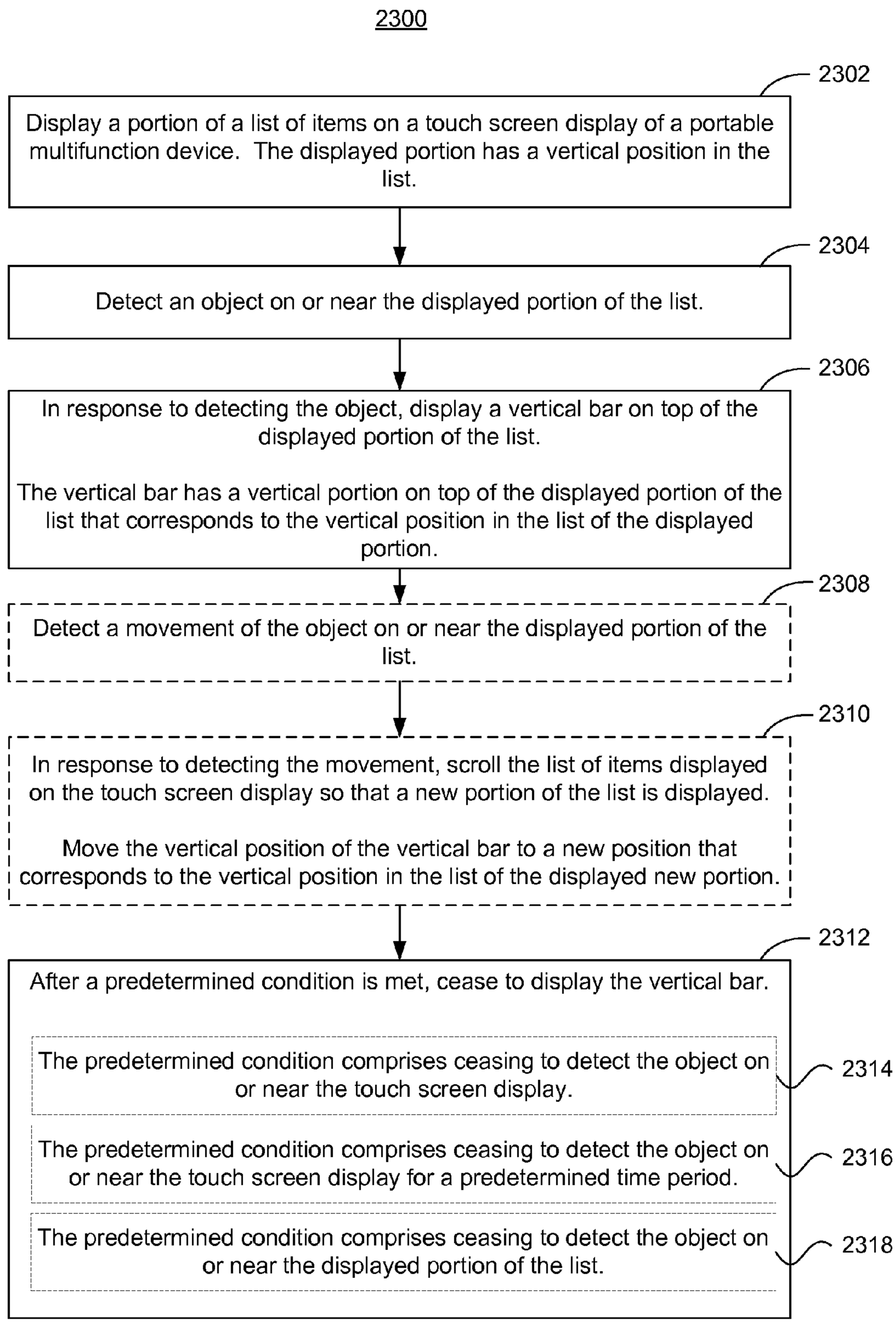
2300
2302
Display a portion of a list of items on a touch screen display of a portable multifunction device. The displayed portion has a vertical position in the list.
2304
Detect an object on or near the displayed portion of the list.
2306
In response to detecting the object, display a vertical bar on top of the displayed portion of the list.
The vertical bar has a vertical portion on top of the displayed portion of the list that corresponds to the vertical position in the list of the displayed portion.
2308
Detect a movement of the object on or near the displayed portion of the list.
2310
In response to detecting the movement, scroll the list of items displayed on the touch screen display so that a new portion of the list is displayed.
Move the vertical position of the vertical bar to a new position that corresponds to the vertical position in the list of the displayed new portion.
2312
After a predetermined condition is met, cease to display the vertical bar.
The predetermined condition comprises ceasing to detect the object on or near the touch screen display.
2314
The predetermined condition comprises ceasing to detect the object on or near the touch screen display for a predetermined time period.
2316
The predetermined condition comprises ceasing to detect the object on or near the displayed portion of the list.
2318

Figure 23A

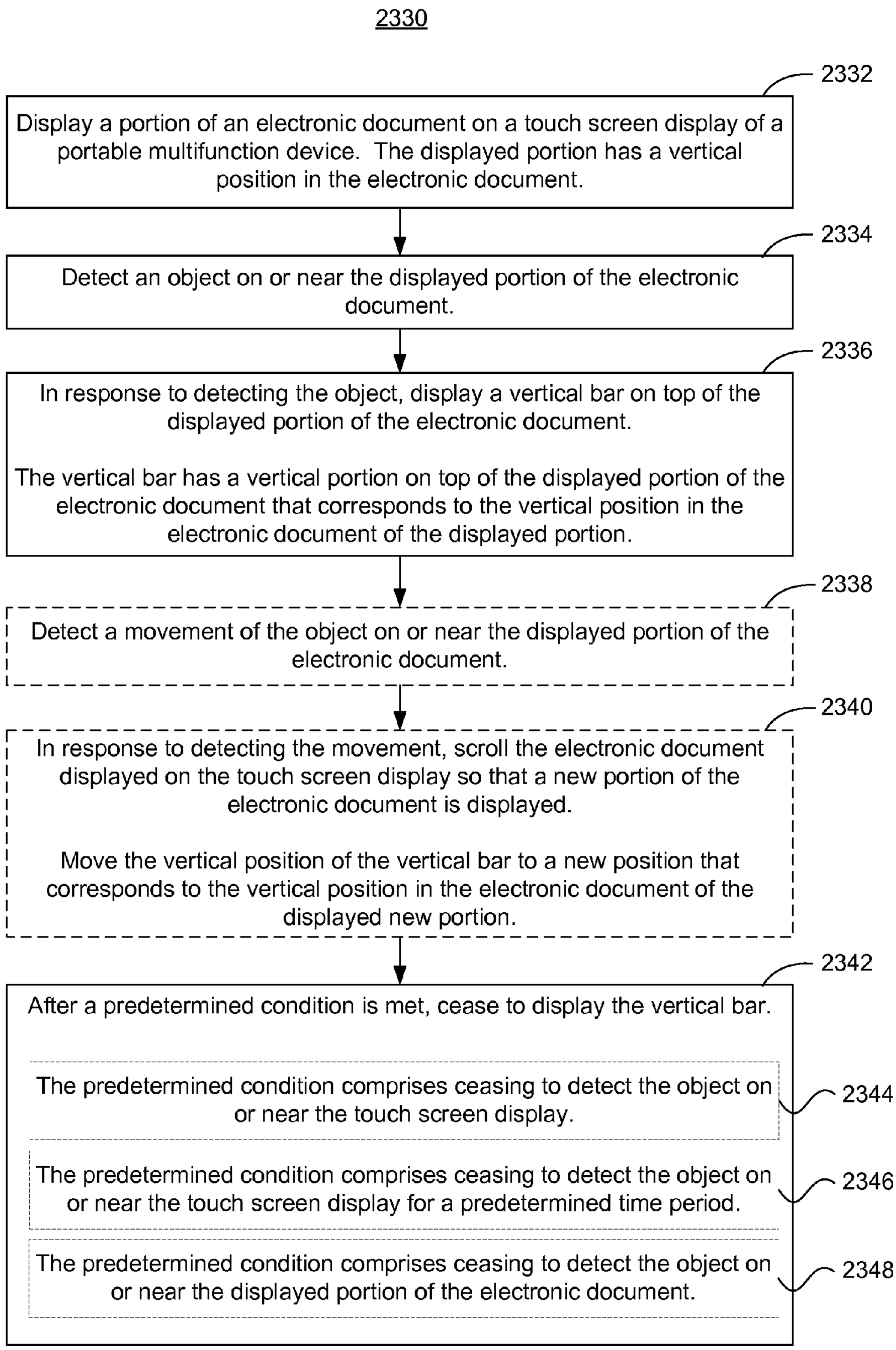
2330
2332
Display a portion of an electronic document on a touch screen display of a portable multifunction device. The displayed portion has a vertical position in the electronic document.
2334
Detect an object on or near the displayed portion of the electronic document.
2336
In response to detecting the object, display a vertical bar on top of the displayed portion of the electronic document.
The vertical bar has a vertical portion on top of the displayed portion of the electronic document that corresponds to the vertical position in the electronic document of the displayed portion.
2338
Detect a movement of the object on or near the displayed portion of the electronic document.
2340
In response to detecting the movement, scroll the electronic document displayed on the touch screen display so that a new portion of the electronic document is displayed.
Move the vertical position of the vertical bar to a new position that corresponds to the vertical position in the electronic document of the displayed new portion.
2342
After a predetermined condition is met, cease to display the vertical bar.
The predetermined condition comprises ceasing to detect the object on or near the touch screen display.
2344
The predetermined condition comprises ceasing to detect the object on or near the touch screen display for a predetermined time period.
2346
The predetermined condition comprises ceasing to detect the object on or near the displayed portion of the electronic document.
2348

Figure 23B

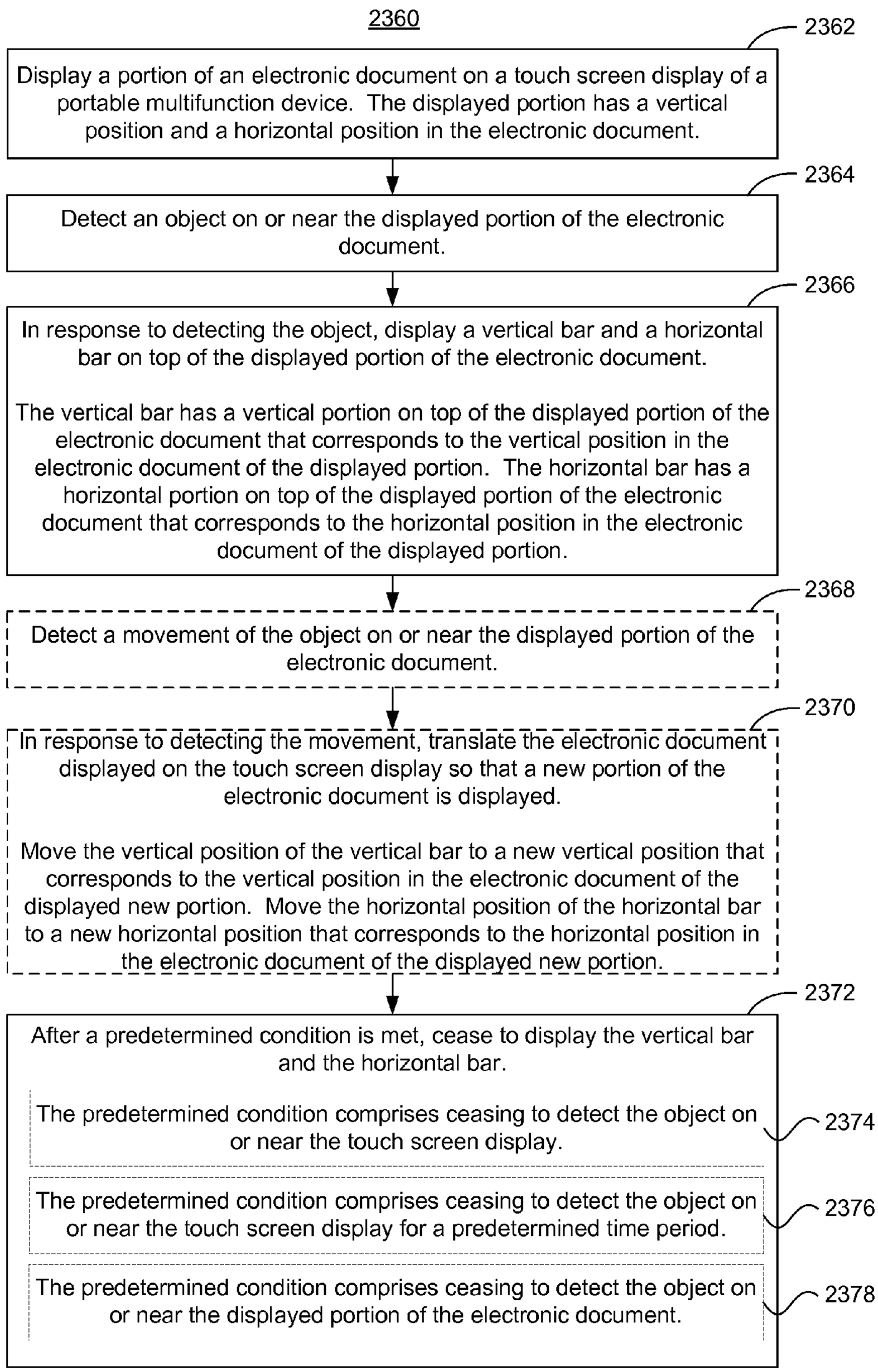
2360
2362
Display a portion of an electronic document on a touch screen display of a portable multifunction device. The displayed portion has a vertical position and a horizontal position in the electronic document.
2364
Detect an object on or near the displayed portion of the electronic document.
2366
In response to detecting the object, display a vertical bar and a horizontal bar on top of the displayed portion of the electronic document.
The vertical bar has a vertical portion on top of the displayed portion of the electronic document that corresponds to the vertical position in the electronic document of the displayed portion. The horizontal bar has a horizontal portion on top of the displayed portion of the electronic document that corresponds to the horizontal position in the electronic document of the displayed portion.
2368
Detect a movement of the object on or near the displayed portion of the electronic document.
2370
In response to detecting the movement, translate the electronic document displayed on the touch screen display so that a new portion of the electronic document is displayed.
Move the vertical position of the vertical bar to a new vertical position that corresponds to the vertical position in the electronic document of the displayed new portion. Move the horizontal position of the horizontal bar to a new horizontal position that corresponds to the horizontal position in the electronic document of the displayed new portion.
2372
After a predetermined condition is met, cease to display the vertical bar and the horizontal bar.
The predetermined condition comprises ceasing to detect the object on or near the touch screen display.
2374
The predetermined condition comprises ceasing to detect the object on or near the touch screen display for a predetermined time period.
2376
The predetermined condition comprises ceasing to detect the object on or near the displayed portion of the electronic document.
2378

Figure 23C

PORTABLE ELECTRONIC DEVICE, METHOD, AND GRAPHICAL USER INTERFACE FOR DISPLAYING ELECTRONIC LISTS AND DOCUMENTS

RELATED APPLICATIONS

This application claims priority to U.S. Provisional Patent Application No. 60/947,386, "Portable Electronic Device, Method, and Graphical User Interface for Displaying Electronic Documents and Lists," filed Jun. 29, 2007; 60/937,993, "Portable Multifunction Device," filed Jun. 29, 2007; 60/879,469, "Portable Multifunction Device," filed Jan. 8, 2007; and 60/879,253, "Portable Multifunction Device," filed Jan. 7, 2007. All of these applications are incorporated by reference herein in their entirety.

This application is related to the following applications: (1) U.S. patent application Ser. No. 10/188,182, "Touch Pad For Handheld Device," filed Jul. 1, 2002; (2) U.S. patent application Ser. No. 10/722,948, "Touch Pad For Handheld Device," filed Nov. 25, 2003; (3) U.S. patent application Ser. No. 10/643,256, "Movable Touch Pad With Added Functionality," filed Aug. 18, 2003; (4) U.S. patent application Ser. No. 10/654,108, "Ambidextrous Mouse," filed Sep. 2, 2003; (5) U.S. patent application Ser. No. 10/840,862, "Multipoint Touchscreen," filed May 6, 2004; (6) U.S. patent application Ser. No. 10/903,964, "Gestures For Touch Sensitive Input Devices," filed Jul. 30, 2004; (7) U.S. patent application Ser. No. 11/038,590, "Mode-Based Graphical User Interfaces For Touch Sensitive Input Devices" filed Jan. 18, 2005; (8) U.S. patent application Ser. No. 11/057,050, "Display Actuator," filed Feb. 11, 2005; (9) U.S. Provisional Patent Application No. 60/658,777, "Multi-Functional Hand-Held Device," filed Mar. 4, 2005; (10) U.S. patent application Ser. No. 11/367,749, "Multi-Functional Hand-Held Device," filed Mar. 3, 2006; (11) U.S. Provisional Patent Application No. 60/824,769, "Portable Multifunction Device," filed Sep. 6, 2006; and (12) U.S. patent application Ser. No. 11/968,059, "Portable Electronic Device, Method, and Graphical User Interface for Displaying Electronic Documents and Lists," filed Dec. 31, 2007. All of these applications are incorporated by reference herein in their entirety.

TECHNICAL FIELD

The disclosed embodiments relate generally to portable electronic devices, and more particularly, to portable devices that display portions of electronic documents and/or portions of lists of items.

BACKGROUND

As portable electronic devices become more compact, and the number of functions performed by a given device increase, it has become a significant challenge to design a user interface that allows users to easily interact with a multifunction device. This challenge is particular significant for handheld portable devices, which have much smaller screens than desktop or laptop computers. This situation is unfortunate because the user interface is the gateway through which users receive not only content but also responses to user actions or behaviors, including user attempts to access a device's features, tools, and functions. Some portable communication devices (e.g., mobile telephones, sometimes called mobile phones, cell phones, cellular telephones, and the like) have resorted to adding more pushbuttons, increasing the density of push buttons, overloading the functions of pushbuttons, or

using complex menu systems to allow a user to access, store and manipulate data. These conventional user interfaces often result in complicated key sequences and menu hierarchies that must be memorized by the user.

Many conventional user interfaces, such as those that include physical pushbuttons, are also inflexible. This is unfortunate because it may prevent a user interface from being configured and/or adapted by either an application running on the portable device or by users. When coupled with the time consuming requirement to memorize multiple key sequences and menu hierarchies, and the difficulty in activating a desired pushbutton, such inflexibility is frustrating to most users.

In particular, when a conventional user interface on a portable device is used to display a portion of an electronic document or of a list of items, a user may not be able to tell the position in the document or list of the displayed portion. The user also may not be able to tell what fraction of the document or list corresponds to the displayed portion. Lacking this knowledge, the user may find viewing and navigating the document or list to be confusing and frustrating. In some portable devices, scroll bars are used to indicate the position in the document or list of the displayed portion. But scroll bars are fixed user interface features that take up valuable display screen area on an already small display screen.

Accordingly, there is a need for portable multifunction devices with more transparent and intuitive user interfaces for navigating portions of electronic documents and/or lists of items that are easy to use and that do not reduce the screen area available for the display of documents, lists, and other content. Such interfaces increase the effectiveness, efficiency and user satisfaction with portable multifunction devices.

SUMMARY

The above deficiencies and other problems associated with user interfaces for portable devices are reduced or eliminated by the disclosed portable multifunction device. In some embodiments, the device has a touch-sensitive display (also known as a "touch screen") with a graphical user interface (GUI), one or more processors, memory and one or more modules, programs or sets of instructions stored in the memory for performing multiple functions. In some embodiments, the user interacts with the GUI primarily through finger contacts and gestures on the touch-sensitive display. In some embodiments, the functions may include telephoning, video conferencing, e-mailing, instant messaging, blogging, digital photographing, digital videoing, web browsing, digital music playing, and/or digital video playing. Instructions for performing these functions may be included in a computer program product configured for execution by one or more processors.

In one aspect of the invention, a computer-implemented method is used in conjunction with a portable multifunction device with a touch screen display. In the method, a portion of an electronic document is displayed on the touch screen display. The displayed portion of the electronic document has a vertical position in the electronic document and a horizontal position in the electronic document. An object is detected on or near the displayed portion of the electronic document. In response to detecting the object, a vertical bar and a horizontal bar are displayed on top of the displayed portion of the electronic document. The vertical bar has a vertical position on top of the displayed portion of the electronic document that corresponds to the vertical position in the electronic document of the displayed portion of the electronic document. The horizontal bar has a horizontal position on top of the dis-

played portion of the electronic document that corresponds to the horizontal position in the electronic document of the displayed portion of the electronic document. After a predetermined condition is met, display of the vertical bar and of the horizontal bar is ceased. In some embodiments, the vertical bar and the horizontal bar are displayed for a predetermined time period when the portion of the electronic document is initially displayed.

In another aspect of the invention, a graphical user interface on a portable multifunction device with a touch screen display comprises: a portion of an electronic document displayed on the touch screen display, wherein the displayed portion of the electronic document has a vertical position in the electronic document and a horizontal position in the electronic document; a vertical bar displayed on top of the portion of the electronic document; and a horizontal bar displayed on top of the portion of the electronic document. In response to detecting an object on or near the displayed portion of the electronic document, the vertical bar and the horizontal bar are displayed on top of the portion of the electronic document. The vertical bar has a vertical position on top of the displayed portion of the electronic document that corresponds to the vertical position in the electronic document of the displayed portion of the electronic document. The horizontal bar has a horizontal position on top of the displayed portion of the electronic document that corresponds to the horizontal position in the electronic document of the displayed portion of the electronic document. After a predetermined condition is met, the display of the vertical bar and the horizontal bar is ceased while continuing to display the displayed portion of the electronic document, wherein the displayed portion of the electronic document has a vertical extent and horizontal extent that are less than a vertical extent and horizontal extent of the electronic document, respectively. In some embodiments, the vertical bar and the horizontal bar are displayed for a predetermined time period when the portion of the electronic document is initially displayed.

In another aspect of the invention, a portable multifunction device comprises: a touch screen display; one or more processors; memory; and one or more programs. The one or more programs are stored in the memory and configured to be executed by the one or more processors. The one or more programs include: instructions for displaying a portion of an electronic document on the touch screen display, wherein the displayed portion of the electronic document has a vertical position in the electronic document and a horizontal position in the electronic document; instructions for detecting an object on or near the displayed portion of the electronic document; and instructions for displaying a vertical bar and a horizontal bar on top of the displayed portion of the electronic document in response to detecting the object on or near the displayed portion of the electronic document. The vertical bar has a vertical position on top of the displayed portion of the electronic document that corresponds to the vertical position in the electronic document of the displayed portion of the electronic document. The horizontal bar has a horizontal position on top of the displayed portion of the electronic document that corresponds to the horizontal position in the electronic document of the displayed portion of the electronic document. The one or more programs also include instructions for ceasing to display the vertical bar and the horizontal bar after a predetermined condition is met while continuing to display the displayed portion of the electronic document, wherein the displayed portion of the electronic document has a vertical extent and horizontal extent that are less than a vertical extent and horizontal extent of the electronic document, respectively. In some embodiments, the one or more programs also include instructions for displaying the vertical bar and the horizontal bar for a predetermined time period when the portion of the electronic document is initially displayed.

In another aspect of the invention, a computer readable storage medium stores one or more programs. The one or more programs include instructions, which when executed by a portable multifunction device with a touch screen display, cause the device to: display a portion of an electronic document on the touch screen display, wherein the displayed portion of the electronic document has a vertical position in the electronic document and a horizontal position in the electronic document; detect an object on or near the displayed portion of the electronic document; and display a vertical bar and a horizontal bar on top of the displayed portion of the electronic document in response to detecting the object on or near the displayed portion of the electronic document. The vertical bar has a vertical position on top of the displayed portion of the electronic document that corresponds to the vertical position in the electronic document of the displayed portion of the electronic document. The horizontal bar has a horizontal position on top of the displayed portion of the electronic document that corresponds to the horizontal position in the electronic document of the displayed portion of the electronic document. The instructions also cause the device to cease to display the vertical bar and the horizontal bar after a predetermined condition is met while continuing to display the displayed portion of the electronic document, wherein the displayed portion of the electronic document has a vertical extent and horizontal extent that are less than a vertical extent and horizontal extent of the electronic document, respectively. In some embodiments, the instructions also cause the device to display the vertical bar and the horizontal bar for a predetermined time period when the portion of the electronic document is initially displayed.

In another aspect of the invention, a portable multifunction device with a touch screen display comprises: means for displaying a portion of an electronic document on the touch screen display, wherein the displayed portion of the electronic document has a vertical position in the electronic document and a horizontal position in the electronic document; means for detecting an object on or near the displayed portion of the electronic document; and means for displaying a vertical bar and a horizontal bar on top of the displayed portion of the electronic document in response to detecting the object on or near the displayed portion of the electronic document. The vertical bar has a vertical position on top of the displayed portion of the electronic document that corresponds to the vertical position in the electronic document of the displayed portion of the electronic document. The horizontal bar has a horizontal position on top of the displayed portion of the electronic document that corresponds to the horizontal position in the electronic document of the displayed portion of the electronic document. The device also comprises means for ceasing to display the vertical bar and the horizontal bar after a predetermined condition is met while continuing to display the displayed portion of the electronic document, wherein the displayed portion of the electronic document has a vertical extent and horizontal extent that are less than a vertical extent and horizontal extent of the electronic document, respectively. In some embodiments, the device also comprises means for displaying the vertical bar and the horizontal bar for a predetermined time period when the portion of the electronic document is initially displayed.

In another aspect of the invention, a computer-implemented method is used in conjunction with a portable multifunction device with a touch screen display. In the method a

portion of a list of items is displayed on the touch screen display. The displayed portion of the list has a vertical position in the list. An object is detected on or near the displayed portion of the list. In response to detecting the object on or near the displayed portion of the list, a vertical bar is displayed on top of the displayed portion of the list. The vertical bar has a vertical position on top of the displayed portion of the list that corresponds to the vertical position in the list of the displayed portion of the list. After a predetermined condition is met, display of the vertical bar is ceased while continuing to display the displayed portion of the electronic document, wherein the displayed portion of the electronic document has a vertical extent less than a vertical extent of the electronic document. In some embodiments, the vertical bar is displayed for a predetermined time period when the portion of the list is initially displayed.

In another aspect of the invention, a graphical user interface on a portable multifunction device with a touch screen display comprises: a portion of a list of items displayed on the touch screen display, wherein the displayed portion of the list has a vertical position in the list; and a vertical bar displayed on top of the portion of the list of items. In response to detecting an object on or near the displayed portion of the list, the vertical bar is displayed on top of the portion of the list of items. The vertical bar has a vertical position on top of the displayed portion of the list that corresponds to the vertical position in the list of the displayed portion of the list. After a predetermined condition is met, the display of the vertical bar is ceased. In some embodiments, the vertical bar is displayed for a predetermined time period when the portion of the list is initially displayed.

In another aspect of the invention, a portable multifunction device comprises: a touch screen display; one or more processors; memory; and one or more programs. The one or more programs are stored in the memory and configured to be executed by the one or more processors. The one or more programs include: instructions for displaying a portion of a list of items on the touch screen display, wherein the displayed portion of the list has a vertical position in the list; instructions for detecting an object on or near the displayed portion of the list; instructions for displaying a vertical bar on top of the displayed portion of the list in response to detecting the object on or near the displayed portion of the list, wherein the vertical bar has a vertical position on top of the displayed portion of the list that corresponds to the vertical position in the list of the displayed portion of the list; and instructions for ceasing to display the vertical bar after a predetermined condition is met. In some embodiments, the one or more programs also include instructions for displaying the vertical bar for a predetermined time period when the portion of the list is initially displayed.

In another aspect of the invention, a computer readable storage medium stores one or more programs. The one or more programs include instructions, which when executed by a portable multifunction device with a touch screen display, cause the device to: display a portion of a list of items on the touch screen display, wherein the displayed portion of the list has a vertical position in the list; detect an object on or near the displayed portion of the list; display a vertical bar on top of the displayed portion of the list in response to detecting the object on or near the displayed portion of the list, wherein the vertical bar has a vertical position on top of the displayed portion of the list that corresponds to the vertical position in the list of the displayed portion of the list; and cease to display the vertical bar after a predetermined condition is met. In some embodiments, the instructions cause the device to display the vertical bar for a predetermined time period when the portion of the list is initially displayed.

In another aspect of the invention, a portable multifunction device with a touch screen display comprises: means for displaying a portion of a list of items on the touch screen display, wherein the displayed portion of the list has a vertical position in the list; means for detecting an object on or near the displayed portion of the list; means for displaying a vertical bar on top of the displayed portion of the list in response to detecting the object on or near the displayed portion of the list, wherein the vertical bar has a vertical position on top of the displayed portion of the list that corresponds to the vertical position in the list of the displayed portion of the list; and means for ceasing to display the vertical bar after a predetermined condition is met. In some embodiments, the device also comprises means for displaying the vertical bar for a predetermined time period when the portion of the list is initially displayed.

In another aspect of the invention, a computer-implemented method is used in conjunction with a portable multifunction device with a touch screen display. In the method, a portion of an electronic document is displayed on the touch screen display. The displayed portion of the electronic document has a vertical position in the electronic document. An object is detected on or near the displayed portion of the electronic document. In response to detecting the object on or near the displayed portion of the electronic document, a vertical bar is displayed on top of the displayed portion of the electronic document. The vertical bar has a vertical position on top of the displayed portion of the electronic document that corresponds to the vertical position in the electronic document of the displayed portion of the electronic document. After a predetermined condition is met, display of the vertical bar is ceased. In some embodiments, the vertical bar is displayed for a predetermined time period when the portion of the electronic document is initially displayed.

In another aspect of the invention, a graphical user interface on a portable multifunction device with a touch screen display comprises: a portion of an electronic document displayed on the touch screen display, wherein the displayed portion of the electronic document has a vertical position in the electronic document; and a vertical bar displayed on top of the portion of the electronic document. In response to detecting an object on or near the displayed portion of the electronic document, the vertical bar is displayed on top of the portion of the electronic document. The vertical bar has a vertical position on top of the displayed portion of the electronic document that corresponds to the vertical position in the electronic document of the displayed portion of the electronic document. After a predetermined condition is met, the display of the vertical bar is ceased. In some embodiments, the vertical bar is displayed for a predetermined time period when the portion of the electronic document is initially displayed.

In another aspect of the invention, a portable multifunction device comprises: a touch screen display; one or more processors; memory; and one or more programs. The one or more programs are stored in the memory and configured to be executed by the one or more processors. The one or more programs include: instructions for displaying a portion of an electronic document on the touch screen display, wherein the displayed portion of the electronic document has a vertical position in the electronic document; instructions for detecting an object on or near the displayed portion of the electronic document; instructions for displaying a vertical bar on top of the displayed portion of the electronic document in response to detecting the object on or near the displayed portion of the electronic document, wherein the vertical bar has a vertical

position on top of the displayed portion of the electronic document that corresponds to the vertical position in the electronic document of the displayed portion of the electronic document; and instructions for ceasing to display the vertical bar after a predetermined condition is met. In some embodiments, the one or more programs include instructions for displaying the vertical bar for a predetermined time period when the portion of the electronic document is initially displayed.

In another aspect of the invention, a computer readable storage medium stores one or more programs. The one or more programs include instructions, which when executed by a portable multifunction device with a touch screen display, cause the device to: display a portion of an electronic document on the touch screen display, wherein the displayed portion of the electronic document has a vertical position in the electronic document; detect an object on or near the displayed portion of the electronic document; display a vertical bar on top of the displayed portion of the electronic document in response to detecting the object on or near the displayed portion of the electronic document, wherein the vertical bar has a vertical position on top of the displayed portion of the electronic document that corresponds to the vertical position in the electronic document of the displayed portion of the electronic document; and cease to display the vertical bar after a predetermined condition is met. In some embodiments, the instructions cause the device to display the vertical bar for a predetermined time period when the portion of the electronic document is initially displayed.

In another aspect of the invention, a portable multifunction device with a touch screen display comprises: means for displaying a portion of an electronic document on the touch screen display, wherein the displayed portion of the electronic document has a vertical position in the electronic document; means for detecting an object on or near the displayed portion of the electronic document; means for displaying a vertical bar on top of the displayed portion of the electronic document in response to detecting the object on or near the displayed portion of the electronic document, wherein the vertical bar has a vertical position on top of the displayed portion of the electronic document that corresponds to the vertical position in the electronic document of the displayed portion of the electronic document; and means for ceasing to display the vertical bar after a predetermined condition is met. In some embodiments, the device includes means for displaying the vertical bar for a predetermined time period when the portion of the electronic document is initially displayed.

The disclosed embodiments allow a user to understand what portion of an electronic document or list of items is being displayed.

BRIEF DESCRIPTION OF THE DRAWINGS

For a better understanding of the aforementioned embodiments of the invention as well as additional embodiments thereof, reference should be made to the Description of Embodiments below, in conjunction with the following drawings in which like reference numerals refer to corresponding parts throughout the figures.

FIGS. **1**A and **1**B are block diagrams illustrating portable multifunction devices with touch-sensitive displays in accordance with some embodiments.

FIG. **2** illustrates a portable multifunction device having a touch screen in accordance with some embodiments.

FIG. **3** illustrates an exemplary user interface for unlocking a portable electronic device in accordance with some embodiments.

FIGS. **4**A and **4**B illustrate exemplary user interfaces for a menu of applications on a portable multifunction device in accordance with some embodiments.

FIG. **5** illustrates an exemplary user interface for listing instant message conversations on a portable multifunction device in accordance with some embodiments.

FIGS. **6**A-**6**K illustrate an exemplary user interface for inputting text for an instant message in accordance with some embodiments.

FIGS. **7**A and **7**B illustrate an exemplary user interface for a contact list in accordance with some embodiments.

FIG. **8** illustrates an exemplary user interface for a camera in accordance with some embodiments.

FIG. **9** illustrates an exemplary user interface for a camera roll in accordance with some embodiments.

FIGS. **10**A-**10**C illustrate an exemplary user interface for viewing and manipulating acquired images in accordance with some embodiments.

FIGS. **11**A and **11**B illustrate exemplary user interfaces for viewing albums in accordance with some embodiments.

FIG. **12** illustrates an exemplary user interface for viewing an album in accordance with some embodiments.

FIGS. **13**A and **13**B illustrate exemplary user interfaces for viewing images in an album in accordance with some embodiments.

FIGS. **14**A-**14**C illustrate an exemplary user interface for organizing and managing videos in accordance with some embodiments.

FIGS. **15**A-**15**D illustrate an exemplary user interface for displaying and managing recent calls in accordance with some embodiments.

FIGS. **16**A-**16**D illustrate exemplary user interfaces for voicemail in accordance with some embodiments.

FIG. **17** illustrates an exemplary user interface for organizing and managing email in accordance with some embodiments.

FIGS. **18**A-**18**C illustrate an exemplary user interface for creating emails in accordance with some embodiments.

FIGS. **19**A-**19**I illustrate exemplary user interfaces for displaying and managing an inbox in accordance with some embodiments.

FIG. **19**J illustrates an exemplary user interface for setting email user preferences in accordance with some embodiments.

FIGS. **20**A-**20**G illustrate exemplary user interfaces for a browser in accordance with some embodiments.

FIGS. **21**A-**21**I illustrate exemplary user interfaces for a music and video player in accordance with some embodiments.

FIGS. **22**A-**22**E illustrate exemplary user interfaces for a calendar in accordance with some embodiments.

FIG. **23**A is a flow diagram illustrating a process of displaying a portion of a list of items in accordance with some embodiments.

FIGS. **23**B and **23**C are flow diagrams illustrating processes of displaying a portion of an electronic document in accordance with some embodiments.

DESCRIPTION OF EMBODIMENTS

Reference will now be made in detail to embodiments, examples of which are illustrated in the accompanying drawings. In the following detailed description, numerous specific details are set forth in order to provide a thorough understanding of the present invention. However, it will be apparent to one of ordinary skill in the art that the present invention may be practiced without these specific details. In other instances,

well-known methods, procedures, components, circuits, and networks have not been described in detail so as not to unnecessarily obscure aspects of the embodiments.

It will also be understood that, although the terms first, second, etc. may be used herein to describe various elements, these elements should not be limited by these terms. These terms are only used to distinguish one element from another. For example, a first gesture could be termed a second gesture, and, similarly, a second gesture could be termed a first gesture, without departing from the scope of the present invention.

The terminology used in the description of the invention herein is for the purpose of describing particular embodiments only and is not intended to be limiting of the invention. As used in the description of the invention and the appended claims, the singular forms "a", "an" and "the" are intended to include the plural forms as well, unless the context clearly indicates otherwise. It will also be understood that the term "and/or" as used herein refers to and encompasses any and all possible combinations of one or more of the associated listed items. It will be further understood that the terms "comprises" and/or "comprising," when used in this specification, specify the presence of stated features, integers, steps, operations, elements, and/or components, but do not preclude the presence or addition of one or more other features, integers, steps, operations, elements, components, and/or groups thereof.

Embodiments of a portable multifunction device, user interfaces for such devices, and associated processes for using such devices are described. In some embodiments, the device is a portable communications device such as a mobile telephone that also contains other functions, such as PDA and/or music player functions.

The user interface may include a physical click wheel in addition to a touch screen or a virtual click wheel displayed on the touch screen. A click wheel is a user-interface device that may provide navigation commands based on an angular displacement of the wheel or a point of contact with the wheel by a user of the device. A click wheel may also be used to provide a user command corresponding to selection of one or more items, for example, when the user of the device presses down on at least a portion of the wheel or the center of the wheel. Alternatively, breaking contact with a click wheel image on a touch screen surface may indicate a user command corresponding to selection. For simplicity, in the discussion that follows, a portable multifunction device that includes a touch screen is used as an exemplary embodiment. It should be understood, however, that some of the user interfaces and associated processes may be applied to other devices, such as personal computers and laptop computers, that may include one or more other physical user-interface devices, such as a physical click wheel, a physical keyboard, a mouse and/or a joystick.

The device supports a variety of applications, such as a telephone application, a video conferencing application, an e-mail application, an instant messaging application, a blogging application, a digital camera application, a digital video camera application, a web browsing application, a digital music player application, and/or a digital video player application.

The various applications that may be executed on the device may use at least one common physical user-interface device, such as the touch screen. One or more functions of the touch screen as well as corresponding information displayed on the device may be adjusted and/or varied from one application to the next and/or within a respective application. In this way, a common physical architecture (such as the touch screen) of the device may support the variety of applications with user interfaces that are intuitive and transparent.

The user interfaces may include one or more soft keyboard embodiments. The soft keyboard embodiments may include standard (QWERTY) and/or non-standard configurations of symbols on the displayed icons of the keyboard, such as those described in U.S. patent application Ser. No. 11/459,606, "Keyboards For Portable Electronic Devices," filed Jul. 24, 2006, and Ser. No. 11/459,615, "Touch Screen Keyboards For Portable Electronic Devices," filed Jul. 24, 2006, the contents of which are hereby incorporated by reference in their entirety. The keyboard embodiments may include a reduced number of icons (or soft keys) relative to the number of keys in existing physical keyboards, such as that for a typewriter. This may make it easier for users to select one or more icons in the keyboard, and thus, one or more corresponding symbols. The keyboard embodiments may be adaptive. For example, displayed icons may be modified in accordance with user actions, such as selecting one or more icons and/or one or more corresponding symbols. One or more applications on the portable device may utilize common and/or different keyboard embodiments. Thus, the keyboard embodiment used may be tailored to at least some of the applications. In some embodiments, one or more keyboard embodiments may be tailored to a respective user. For example, one or more keyboard embodiments may be tailored to a respective user based on a word usage history (lexicography, slang, individual usage) of the respective user. Some of the keyboard embodiments may be adjusted to reduce a probability of a user error when selecting one or more icons, and thus one or more symbols, when using the soft keyboard embodiments.

Attention is now directed towards embodiments of the device. FIGS. **1**A and **1**B are block diagrams illustrating portable multifunction devices **100** with touch-sensitive displays **112** in accordance with some embodiments. The touch-sensitive display **112** is sometimes called a "touch screen" for convenience, and may also be known as or called a touch-sensitive display system. The device **100** may include a memory **102** (which may include one or more computer readable storage mediums), a memory controller **122**, one or more processing units (CPU's) **120**, a peripherals interface **118**, RF circuitry **108**, audio circuitry **110**, a speaker **111**, a microphone **113**, an input/output (I/O) subsystem **106**, other input or control devices **116**, and an external port **124**. The device **100** may include one or more optical sensors **164**. These components may communicate over one or more communication buses or signal lines **103**.

It should be appreciated that the device **100** is only one example of a portable multifunction device **100**, and that the device **100** may have more or fewer components than shown, may combine two or more components, or a may have a different configuration or arrangement of the components. The various components shown in FIGS. **1**A and **1**B may be implemented in hardware, software or a combination of both hardware and software, including one or more signal processing and/or application specific integrated circuits.

Memory **102** may include high-speed random access memory and may also include non-volatile memory, such as one or more magnetic disk storage devices, flash memory devices, or other non-volatile solid-state memory devices. Access to memory **102** by other components of the device **100**, such as the CPU **120** and the peripherals interface **118**, may be controlled by the memory controller **122**.

The peripherals interface **118** couples the input and output peripherals of the device to the CPU **120** and memory **102**. The one or more processors **120** run or execute various soft-

ware programs and/or sets of instructions stored in memory **102** to perform various functions for the device **100** and to process data.

In some embodiments, the peripherals interface **118**, the CPU **120**, and the memory controller **122** may be implemented on a single chip, such as a chip **104**. In some other embodiments, they may be implemented on separate chips.

The RF (radio frequency) circuitry **108** receives and sends RF signals, also called electromagnetic signals. The RF circuitry **108** converts electrical signals to/from electromagnetic signals and communicates with communications networks and other communications devices via the electromagnetic signals. The RF circuitry **108** may include well-known circuitry for performing these functions, including but not limited to an antenna system, an RF transceiver, one or more amplifiers, a tuner, one or more oscillators, a digital signal processor, a CODEC chipset, a subscriber identity module (SIM) card, memory, and so forth. The RF circuitry **108** may communicate with networks, such as the Internet, also referred to as the World Wide Web (WWW), an intranet and/or a wireless network, such as a cellular telephone network, a wireless local area network (LAN) and/or a metropolitan area network (MAN), and other devices by wireless communication. The wireless communication may use any of a plurality of communications standards, protocols and technologies, including but not limited to Global System for Mobile Communications (GSM), Enhanced Data GSM Environment (EDGE), high-speed downlink packet access (HSDPA), wideband code division multiple access (W-CDMA), code division multiple access (CDMA), time division multiple access (TDMA), Bluetooth, Wireless Fidelity (Wi-Fi) (e.g., IEEE 802.11a, IEEE 802.11b, IEEE 802.11g and/or IEEE 802.11n), voice over Internet Protocol (VoIP), Wi-MAX, a protocol for email (e.g., Internet message access protocol (IMAP) and/or post office protocol (POP)), instant messaging (e.g., extensible messaging and presence protocol (XMPP), Session Initiation Protocol for Instant Messaging and Presence Leveraging Extensions (SIMPLE), and/or Instant Messaging and Presence Service (IMPS)), and/or Short Message Service (SMS)), or any other suitable communication protocol, including communication protocols not yet developed as of the filing date of this document.

The audio circuitry **110**, the speaker **111**, and the microphone **113** provide an audio interface between a user and the device **100**. The audio circuitry **110** receives audio data from the peripherals interface **118**, converts the audio data to an electrical signal, and transmits the electrical signal to the speaker **111**. The speaker **111** converts the electrical signal to human-audible sound waves. The audio circuitry **110** also receives electrical signals converted by the microphone **113** from sound waves. The audio circuitry **110** converts the electrical signal to audio data and transmits the audio data to the peripherals interface **118** for processing. Audio data may be retrieved from and/or transmitted to memory **102** and/or the RF circuitry **108** by the peripherals interface **118**. In some embodiments, the audio circuitry **110** also includes a headset jack (e.g. **212**, FIG. **2**). The headset jack provides an interface between the audio circuitry **110** and removable audio input/output peripherals, such as output-only headphones or a headset with both output (e.g., a headphone for one or both ears) and input (e.g., a microphone).

The I/O subsystem **106** couples input/output peripherals on the device **100**, such as the touch screen **112** and other input/control devices **116**, to the peripherals interface **118**. The I/O subsystem **106** may include a display controller **156** and one or more input controllers **160** for other input or control devices. The one or more input controllers **160** receive/send electrical signals from/to other input or control devices **116**. The other input/control devices **116** may include physical buttons (e.g., push buttons, rocker buttons, etc.), dials, slider switches, joysticks, click wheels, and so forth. In some alternate embodiments, input controller(s) **160** may be coupled to any (or none) of the following: a keyboard, infrared port, USB port, and a pointer device such as a mouse. The one or more buttons (e.g., **208**, FIG. **2**) may include an up/down button for volume control of the speaker **111** and/or the microphone **113**. The one or more buttons may include a push button (e.g., **206**, FIG. **2**). A quick press of the push button may disengage a lock of the touch screen **112** or begin a process that uses gestures on the touch screen to unlock the device, as described in U.S. patent application Ser. No. 11/322,549, "Unlocking a Device by Performing Gestures on an Unlock Image," filed Dec. 23, 2005, which is hereby incorporated by reference in its entirety. A longer press of the push button (e.g., **206**) may turn power to the device **100** on or off. The user may be able to customize a functionality of one or more of the buttons. The touch screen **112** is used to implement virtual or soft buttons and one or more soft keyboards.

The touch-sensitive touch screen **112** provides an input interface and an output interface between the device and a user. The display controller **156** receives and/or sends electrical signals from/to the touch screen **112**. The touch screen **112** displays visual output to the user. The visual output may include graphics, text, icons, video, and any combination thereof (collectively termed "graphics"). In some embodiments, some or all of the visual output may correspond to user-interface objects, further details of which are described below.

A touch screen **112** has a touch-sensitive surface, sensor or set of sensors that accepts input from the user based on haptic and/or tactile contact. The touch screen **112** and the display controller **156** (along with any associated modules and/or sets of instructions in memory **102**) detect contact (and any movement or breaking of the contact) on the touch screen **112** and converts the detected contact into interaction with user-interface objects (e.g., one or more soft keys, icons, web pages or images) that are displayed on the touch screen. In an exemplary embodiment, a point of contact between a touch screen **112** and the user corresponds to a finger of the user.

The touch screen **112** may use LCD (liquid crystal display) technology, or LPD (light emitting polymer display) technology, although other display technologies may be used in other embodiments. The touch screen **112** and the display controller **156** may detect contact and any movement or breaking thereof using any of a plurality of touch sensing technologies now known or later developed, including but not limited to capacitive, resistive, infrared, and surface acoustic wave technologies, as well as other proximity sensor arrays or other elements for determining one or more points of contact with a touch screen **112**.

A touch-sensitive display in some embodiments of the touch screen **112** may be analogous to the multi-touch sensitive tablets described in the following U.S. Pat. No. 6,323,846 (Westerman et al.), U.S. Pat. No. 6,570,557 (Westerman et al.), and/or U.S. Pat. No. 6,677,932 (Westerman), and/or U.S. Patent Publication 2002/0015024A1, each of which is hereby incorporated by reference in their entirety. However, a touch screen **112** displays visual output from the portable device **100**, whereas touch sensitive tablets do not provide visual output.

A touch-sensitive display in some embodiments of the touch screen **112** may be as described in the following applications: (1) U.S. patent application Ser. No. 11/381,313, "Multipoint Touch Surface Controller," filed May 2, 2006; (2)

U.S. patent application Ser. No. 10/840,862, "Multipoint Touchscreen," filed May 6, 2004; (3) U.S. patent application Ser. No. 10/903,964, "Gestures For Touch Sensitive Input Devices," filed Jul. 30, 2004; (4) U.S. patent application Ser. No. 11/048,264, "Gestures For Touch Sensitive Input Devices," filed Jan. 31, 2005; (5) U.S. patent application Ser. No. 11/038,590, "Mode-Based Graphical User Interfaces for Touch Sensitive Input Devices," filed Jan. 18, 2005; (6) U.S. patent application Ser. No. 11/228,758, "Virtual Input Device Placement On A Touch Screen User Interface," filed Sep. 16, 2005; (7) U.S. patent application Ser. No. 11/228,700, "Operation Of A Computer With A Touch Screen Interface," filed Sep. 16, 2005; (8) U.S. patent application Ser. No. 11/228,737, "Activating Virtual Keys Of A Touch-Screen Virtual Keyboard," filed Sep. 16, 2005; and (9) U.S. patent application Ser. No. 11/367,749, "Multi-Functional Hand-Held Device," filed Mar. 3, 2006. All of these applications are incorporated by reference herein in their entirety.

The touch screen **112** may have a resolution in excess of 100 dpi. In an exemplary embodiment, the touch screen has a resolution of approximately 160 dpi. The user may make contact with the touch screen **112** using any suitable object or appendage, such as a stylus, a finger, and so forth. In some embodiments, the user interface is designed to work primarily with finger-based contacts and gestures, which are much less precise than stylus-based input due to the larger area of contact of a finger on the touch screen. In some embodiments, the device translates the rough finger-based input into a precise pointer/cursor position or command for performing the actions desired by the user.

In some embodiments, in addition to the touch screen, the device **100** may include a touchpad (not shown) for activating or deactivating particular functions. In some embodiments, the touchpad is a touch-sensitive area of the device that, unlike the touch screen, does not display visual output. The touchpad may be a touch-sensitive surface that is separate from the touch screen **112** or an extension of the touch-sensitive surface formed by the touch screen.

In some embodiments, the device **100** may include a physical or virtual click wheel as an input control device **116**. A user may navigate among and interact with one or more graphical objects (henceforth referred to as icons) displayed in the touch screen **112** by rotating the click wheel or by moving a point of contact with the click wheel (e.g., where the amount of movement of the point of contact is measured by its angular displacement with respect to a center point of the click wheel). The click wheel may also be used to select one or more of the displayed icons. For example, the user may press down on at least a portion of the click wheel or an associated button. User commands and navigation commands provided by the user via the click wheel may be processed by an input controller **160** as well as one or more of the modules and/or sets of instructions in memory **102**. For a virtual click wheel, the click wheel and click wheel controller may be part of the touch screen **112** and the display controller **156**, respectively. For a virtual click wheel, the click wheel may be either an opaque or semitransparent object that appears and disappears on the touch screen display in response to user interaction with the device. In some embodiments, a virtual click wheel is displayed on the touch screen of a portable multifunction device and operated by user contact with the touch screen.

The device **100** also includes a power system **162** for powering the various components. The power system **162** may include a power management system, one or more power sources (e.g., battery, alternating current (AC)), a recharging system, a power failure detection circuit, a power converter or inverter, a power status indicator (e.g., a light-emitting diode (LED)) and any other components associated with the generation, management and distribution of power in portable devices.

The device **100** may also include one or more optical sensors **164**. FIGS. **1**A and **1**B show an optical sensor coupled to an optical sensor controller **158** in I/O subsystem **106**. The optical sensor **164** may include charge-coupled device (CCD) or complementary metal-oxide semiconductor (CMOS) phototransistors. The optical sensor **164** receives light from the environment, projected through one or more lens, and converts the light to data representing an image. In conjunction with an imaging module **143** (also called a camera module), the optical sensor **164** may capture still images or video. In some embodiments, an optical sensor is located on the back of the device **100**, opposite the touch screen display **112** on the front of the device, so that the touch screen display may be used as a viewfinder for either still and/or video image acquisition. In some embodiments, an optical sensor is located on the front of the device so that the user's image may be obtained for videoconferencing while the user views the other video conference participants on the touch screen display. In some embodiments, the position of the optical sensor **164** can be changed by the user (e.g., by rotating the lens and the sensor in the device housing) so that a single optical sensor **164** may be used along with the touch screen display for both video conferencing and still and/or video image acquisition.

The device **100** may also include one or more proximity sensors **166**. FIGS. **1**A and **1**B show a proximity sensor **166** coupled to the peripherals interface **118**. Alternately, the proximity sensor **166** may be coupled to an input controller **160** in the I/O subsystem **106**. The proximity sensor **166** may perform as described in U.S. patent application Ser. No. 11/241,839, "Proximity Detector In Handheld Device," filed Sep. 30, 2005; Ser. No. 11/240,788, "Proximity Detector In Handheld Device," filed Sep. 30, 2005; Ser. No. 11/620,702, "Using Ambient Light Sensor To Augment Proximity Sensor Output"; Ser. No. 11/586,862, "Automated Response To And Sensing Of User Activity In Portable Devices," filed Oct. 24, 2006; and Ser. No. 11/638,251, "Methods And Systems For Automatic Configuration Of Peripherals," which are hereby incorporated by reference in their entirety. In some embodiments, the proximity sensor turns off and disables the touch screen **112** when the multifunction device is placed near the user's ear (e.g., when the user is making a phone call). In some embodiments, the proximity sensor keeps the screen off when the device is in the user's pocket, purse, or other dark area to prevent unnecessary battery drainage when the device is a locked state.

The device **100** may also include one or more accelerometers **168**. FIGS. **1**A and **1**B show an accelerometer **168** coupled to the peripherals interface **118**. Alternately, the accelerometer **168** may be coupled to an input controller **160** in the I/O subsystem **106**. The accelerometer **168** may perform as described in U.S. Patent Publication No. 20050190059, "Acceleration-based Theft Detection System for Portable Electronic Devices," and U.S. Patent Publication No. 20060017692, "Methods And Apparatuses For Operating A Portable Device Based On An Accelerometer," both of which are which are incorporated by reference in their entirety. In some embodiments, information is displayed on the touch screen display in a portrait view or a landscape view based on an analysis of data received from the one or more accelerometers.

In some embodiments, the software components stored in memory **102** may include an operating system **126**, a communication module (or set of instructions) **128**, a contact/

motion module (or set of instructions) **130**, a graphics module (or set of instructions) **132**, a text input module (or set of instructions) **134**, a Global Positioning System (GPS) module (or set of instructions) **135**, and applications (or set of instructions) **136**.

The operating system **126** (e.g., Darwin, RTXC, LINUX, UNIX, OS X, WINDOWS, or an embedded operating system such as VxWorks) includes various software components and/or drivers for controlling and managing general system tasks (e.g., memory management, storage device control, power management, etc.) and facilitates communication between various hardware and software components.

The communication module **128** facilitates communication with other devices over one or more external ports **124** and also includes various software components for handling data received by the RF circuitry **108** and/or the external port **124**. The external port **124** (e.g., Universal Serial Bus (USB), FIREWIRE, etc.) is adapted for coupling directly to other devices or indirectly over a network (e.g., the Internet, wireless LAN, etc.). In some embodiments, the external port is a multi-pin (e.g., 30-pin) connector that is the same as, or similar to and/or compatible with the 30-pin connector used on iPod (trademark of Apple Computer, Inc.) devices.

The contact/motion module **130** may detect contact with the touch screen **112** (in conjunction with the display controller **156**) and other touch sensitive devices (e.g., a touchpad or physical click wheel). The contact/motion module **130** includes various software components for performing various operations related to detection of contact, such as determining if contact has occurred, determining if there is movement of the contact and tracking the movement across the touch screen **112**, and determining if the contact has been broken (i.e., if the contact has ceased). Determining movement of the point of contact may include determining speed (magnitude), velocity (magnitude and direction), and/or an acceleration (a change in magnitude and/or direction) of the point of contact. These operations may be applied to single contacts (e.g., one finger contacts) or to multiple simultaneous contacts (e.g., "multitouch"/multiple finger contacts). In some embodiments, the contact/motion module **130** and the display controller **156** also detects contact on a touchpad. In some embodiments, the contact/motion module **130** and the controller **160** detects contact on a click wheel.

The graphics module **132** includes various known software components for rendering and displaying graphics on the touch screen **112**, including components for changing the intensity of graphics that are displayed. As used herein, the term "graphics" includes any object that can be displayed to a user, including without limitation text, web pages, icons (such as user-interface objects including soft keys), digital images, videos, animations and the like. An animation in this context is a display of a sequence of images that gives the appearance of movement, and informs the user of an action that has been performed (such as moving an email message to a folder). In this context, a respective animation that confirms an action by the user of the device typically takes a predefined, finite amount of time, such as an amount of time between 0.2 and 1.0 seconds, or between 0.5 and 2.0 seconds, depending on the context.

The text input module **134**, which may be a component of graphics module **132**, provides soft keyboards for entering text in various applications (e.g., contacts **137**, e-mail **140**, IM **141**, blogging **142**, browser **147**, and any other application that needs text input).

The GPS module **135** determines the location of the device and provides this information for use in various applications (e.g., to telephone **138** for use in location-based dialing, to camera **143** and/or blogger **142** as picture/video metadata, and to applications that provide location-based services such as weather widgets, local yellow page widgets, and map/navigation widgets).

The applications **136** may include the following modules (or sets of instructions), or a subset or superset thereof:

- a contacts module **137** (sometimes called an address book or contact list);
- a telephone module **138**;
- a video conferencing module **139**;
- an e-mail client module **140**;
- an instant messaging (IM) module **141**;
- a blogging module **142**;
- a camera module **143** for still and/or video images;
- an image management module **144**;
- a video player module **145**;
- a music player module **146**;
- a browser module **147**;
- a calendar module **148**;
- widget modules **149**, which may include weather widget **149-1**, stocks widget **149-2**, calculator widget **149-3**, alarm clock widget **149-4**, dictionary widget **149-5**, and other widgets obtained by the user, as well as user-created widgets **149-6**;
- widget creator module **150** for making user-created widgets **149-6**;
- search module **151**;
- video and music player module **152**, which merges video player module **145** and music player module **146**;
- notes module **153**; and/or
- map module **154**.

Examples of other applications **136** that may be stored in memory **102** include other word processing applications, JAVA-enabled applications, encryption, digital rights management, voice recognition, and voice replication.

In conjunction with touch screen **112**, display controller **156**, contact module **130**, graphics module **132**, and text input module **134**, the contacts module **137** may be used to manage an address book or contact list, including: adding name(s) to the address book; deleting name(s) from the address book; associating telephone number(s), e-mail address(es), physical address(es) or other information with a name; associating an image with a name; categorizing and sorting names; providing telephone numbers or e-mail addresses to initiate and/or facilitate communications by telephone **138**, video conference **139**, e-mail **140**, or IM **141**; and so forth. Embodiments of user interfaces and associated processes using contacts module **137** are described further below.

In conjunction with RF circuitry **108**, audio circuitry **110**, speaker **111**, microphone **113**, touch screen **112**, display controller **156**, contact module **130**, graphics module **132**, and text input module **134**, the telephone module **138** may be used to enter a sequence of characters corresponding to a telephone number, access one or more telephone numbers in the address book **137**, modify a telephone number that has been entered, dial a respective telephone number, conduct a conversation and disconnect or hang up when the conversation is completed. As noted above, the wireless communication may use any of a plurality of communications standards, protocols and technologies. Embodiments of user interfaces and associated processes using telephone module **138** are described further below.

In conjunction with RF circuitry **108**, audio circuitry **110**, speaker **111**, microphone **113**, touch screen **112**, display controller **156**, optical sensor **164**, optical sensor controller **158**, contact module **130**, graphics module **132**, text input module **134**, contact list **137**, and telephone module **138**, the video-

conferencing module **139** may be used to initiate, conduct, and terminate a video conference between a user and one or more other participants.

In conjunction with RF circuitry **108**, touch screen **112**, display controller **156**, contact module **130**, graphics module **132**, and text input module **134**, the e-mail client module **140** may be used to create, send, receive, and manage e-mail. In conjunction with image management module **144**, the e-mail module **140** makes it very easy to create and send e-mails with still or video images taken with camera module **143**. Embodiments of user interfaces and associated processes using e-mail module **140** are described further below.

In conjunction with RF circuitry **108**, touch screen **112**, display controller **156**, contact module **130**, graphics module **132**, and text input module **134**, the instant messaging module **141** may be used to enter a sequence of characters corresponding to an instant message, to modify previously entered characters, to transmit a respective instant message (for example, using a Short Message Service (SMS) or Multimedia Message Service (MMS) protocol for telephony-based instant messages or using XMPP, SIMPLE, or IMPS for Internet-based instant messages), to receive instant messages and to view received instant messages. In some embodiments, transmitted and/or received instant messages may include graphics, photos, audio files, video files and/or other attachments as are supported in a MMS and/or an Enhanced Messaging Service (EMS). As used herein, "instant messaging" refers to both telephony-based messages (e.g., messages sent using SMS or MMS) and Internet-based messages (e.g., messages sent using XMPP, SIMPLE, or IMPS). Embodiments of user interfaces and associated processes using instant messaging module **141** are described further below.

In conjunction with RF circuitry **108**, touch screen **112**, display controller **156**, contact module **130**, graphics module **132**, text input module **134**, image management module **144**, and browsing module **147**, the blogging module **142** may be used to send text, still images, video, and/or other graphics to a blog (e.g., the user's blog).

In conjunction with touch screen **112**, display controller **156**, optical sensor(s) **164**, optical sensor controller **158**, contact module **130**, graphics module **132**, and image management module **144**, the camera module **143** may be used to capture still images or video (including a video stream) and store them into memory **102**, modify characteristics of a still image or video, or delete a still image or video from memory **102**. Embodiments of user interfaces and associated processes using camera module **143** are described further below.

In conjunction with touch screen **112**, display controller **156**, contact module **130**, graphics module **132**, text input module **134**, and camera module **143**, the image management module **144** may be used to arrange, modify or otherwise manipulate, label, delete, present (e.g., in a digital slide show or album), and store still and/or video images. Embodiments of user interfaces and associated processes using image management module **144** are described further below.

In conjunction with touch screen **112**, display controller **156**, contact module **130**, graphics module **132**, audio circuitry **110**, and speaker **111**, the video player module **145** may be used to display, present or otherwise play back videos (e.g., on the touch screen or on an external, connected display via external port **124**). Embodiments of user interfaces and associated processes using video player module **145** are described further below.

In conjunction with touch screen **112**, display system controller **156**, contact module **130**, graphics module **132**, audio circuitry **110**, speaker **111**, RF circuitry **108**, and browser module **147**, the music player module **146** allows the user to download and play back recorded music and other sound files stored in one or more file formats, such as MP3 or AAC files. In some embodiments, the device **100** may include the functionality of an MP3 player, such as an iPod (trademark of Apple Computer, Inc.). Embodiments of user interfaces and associated processes using music player module **146** are described further below.

In conjunction with RF circuitry **108**, touch screen **112**, display system controller **156**, contact module **130**, graphics module **132**, and text input module **134**, the browser module **147** may be used to browse the Internet, including searching, linking to, receiving, and displaying web pages or portions thereof, as well as attachments and other files linked to web pages. Embodiments of user interfaces and associated processes using browser module **147** are described further below.

In conjunction with RF circuitry **108**, touch screen **112**, display system controller **156**, contact module **130**, graphics module **132**, text input module **134**, e-mail module **140**, and browser module **147**, the calendar module **148** may be used to create, display, modify, and store calendars and data associated with calendars (e.g., calendar entries, to do lists, etc.). Embodiments of user interfaces and associated processes using calendar module **148** are described further below.

In conjunction with RF circuitry **108**, touch screen **112**, display system controller **156**, contact module **130**, graphics module **132**, text input module **134**, and browser module **147**, the widget modules **149** are mini-applications that may be downloaded and used by a user (e.g., weather widget **149-1**, stocks widget **149-2**, calculator widget **149-3**, alarm clock widget **149-4**, and dictionary widget **149-5**) or created by the user (e.g., user-created widget **149-6**). In some embodiments, a widget includes an HTML (Hypertext Markup Language) file, a CSS (Cascading Style Sheets) file, and a JavaScript file. In some embodiments, a widget includes an XML (Extensible Markup Language) file and a JavaScript file (e.g., Yahoo! Widgets).

In conjunction with RF circuitry **108**, touch screen **112**, display system controller **156**, contact module **130**, graphics module **132**, text input module **134**, and browser module **147**, the widget creator module **150** may be used by a user to create widgets (e.g., turning a user-specified portion of a web page into a widget).

In conjunction with touch screen **112**, display system controller **156**, contact module **130**, graphics module **132**, and text input module **134**, the search module **151** may be used to search for text, music, sound, image, video, and/or other files in memory **102** that match one or more search criteria (e.g., one or more user-specified search terms).

In conjunction with touch screen **112**, display controller **156**, contact module **130**, graphics module **132**, and text input module **134**, the notes module **153** may be used to create and manage notes, to do lists, and the like.

In conjunction with RF circuitry **108**, touch screen **112**, display system controller **156**, contact module **130**, graphics module **132**, text input module **134**, GPS module **135**, and browser module **147**, the map module **154** may be used to receive, display, modify, and store maps and data associated with maps (e.g., driving directions; data on stores and other points of interest at or near a particular location; and other location-based data).

Each of the above identified modules and applications correspond to a set of instructions for performing one or more functions described above. These modules (i.e., sets of instructions) need not be implemented as separate software programs, procedures or modules, and thus various subsets of these modules may be combined or otherwise re-arranged in various embodiments. For example, video player module **145**

may be combined with music player module **146** into a single module (e.g., video and music player module **152**, FIG. **1**B). In some embodiments, memory **102** may store a subset of the modules and data structures identified above. Furthermore, memory **102** may store additional modules and data structures not described above.

In some embodiments, the device **100** is a device where operation of a predefined set of functions on the device is performed exclusively through a touch screen **112** and/or a touchpad. By using a touch screen and/or a touchpad as the primary input/control device for operation of the device **100**, the number of physical input/control devices (such as push buttons, dials, and the like) on the device **100** may be reduced.

The predefined set of functions that may be performed exclusively through a touch screen and/or a touchpad include navigation between user interfaces. In some embodiments, the touchpad, when touched by the user, navigates the device **100** to a main, home, or root menu from any user interface that may be displayed on the device **100**. In such embodiments, the touchpad may be referred to as a "menu button." In some other embodiments, the menu button may be a physical push button or other physical input/control device instead of a touchpad.

FIG. **2** illustrates a portable multifunction device **100** having a touch screen **112** in accordance with some embodiments. The touch screen may display one or more graphics within user interface (UI) **200**. In this embodiment, as well as others described below, a user may select one or more of the graphics by making contact or touching the graphics, for example, with one or more fingers **202** (not drawn to scale in the figure). In some embodiments, selection of one or more graphics occurs when the user breaks contact with the one or more graphics. In some embodiments, the contact may include a gesture, such as one or more taps, one or more swipes (from left to right, right to left, upward and/or downward) and/or a rolling of a finger (from right to left, left to right, upward and/or downward) that has made contact with the device **100**. In some embodiments, inadvertent contact with a graphic may not select the graphic. For example, a swipe gesture that sweeps over an application icon may not select the corresponding application when the gesture corresponding to selection is a tap.

The device **100** may also include one or more physical buttons, such as "home" or menu button **204**. As described previously, the menu button **204** may be used to navigate to any application **136** in a set of applications that may be executed on the device **100**. Alternatively, in some embodiments, the menu button is implemented as a soft key in a GUI in touch screen **112**.

In one embodiment, the device **100** includes a touch screen **112**, a menu button **204**, a push button **206** for powering the device on/off and locking the device, volume adjustment button(s) **208**, a Subscriber Identity Module (SIM) card slot **210**, a head set jack **212**, and a docking/charging external port **124**. The push button **206** may be used to turn the power on/off on the device by depressing the button and holding the button in the depressed state for a predefined time interval; to lock the device by depressing the button and releasing the button before the predefined time interval has elapsed; and/or to unlock the device or initiate an unlock process. In an alternative embodiment, the device **100** also may accept verbal input for activation or deactivation of some functions through the microphone **113**.

Attention is now directed towards embodiments of user interfaces ("UI") and associated processes that may be implemented on a portable multifunction device **100**.

FIG. **3** illustrates an exemplary user interface for unlocking a portable electronic device in accordance with some embodiments. In some embodiments, user interface **300** includes the following elements, or a subset or superset thereof:

- Unlock image **302** that is moved with a finger gesture to unlock the device;
- Arrow **304** that provides a visual cue to the unlock gesture;
- Channel **306** that provides additional cues to the unlock gesture;
- Time **308**;
- Day **310**;
- Date **312**; and
- Wallpaper image **314**.

In some embodiments, the device detects contact with the touch-sensitive display (e.g., a user's finger making contact on or near the unlock image **302**) while the device is in a user-interface lock state. The device moves the unlock image **302** in accordance with the contact. The device transitions to a user-interface unlock state if the detected contact corresponds to a predefined gesture, such as moving the unlock image across channel **306**. Conversely, the device maintains the user-interface lock state if the detected contact does not correspond to the predefined gesture. As noted above, processes that use gestures on the touch screen to unlock the device are described in U.S. patent application Ser. No. 11/322,549, "Unlocking A Device By Performing Gestures On An Unlock Image," filed Dec. 23, 2005, and Ser. No. 11/322,550, "Indication Of Progress Towards Satisfaction Of A User Input Condition," filed Dec. 23, 2005, which are hereby incorporated by reference in their entirety.

FIGS. **4**A and **4**B illustrate exemplary user interfaces for a menu of applications on a portable multifunction device in accordance with some embodiments. In some embodiments, user interface **400**A includes the following elements, or a subset or superset thereof:

- Signal strength indicator(s) **402** for wireless communication(s), such as cellular and Wi-Fi signals;
- Time **404**;
- Battery status indicator **406**;
- Tray **408** with icons for frequently used applications, such as one or more of the following:
  - Phone **138**, which may include an indicator **414** of the number of missed calls or voicemail messages;
  - E-mail client **140**, which may include an indicator **410** of the number of unread e-mails;
  - Browser **147**; and
  - Music player **146**; and
- Icons for other applications, such as one or more of the following:
  - IM **141**;
  - Image management **144**;
  - Camera **143**;
  - Video player **145**;
  - Weather **149-1**;
  - Stocks **149-2**;
  - Blog **142**;
  - Calendar **148**;
  - Calculator **149-3**;
  - Alarm clock **149-4**;
  - Dictionary **149-5**; and
  - User-created widget **149-6**.

In some embodiments, user interface **400**B includes the following elements, or a subset or superset thereof:

- **402**, **404**, **406**, **141**, **148**, **144**, **143**, **149-3**, **149-2**, **149-1**, **149-4**, **410**, **414**, **138**, **140**, and **147**, as described above;
- Map **154**;
- Notes **153**;

Settings **412**, which provides access to settings for the device **100** and its various applications **136**, as described further below; and

Video and music player module **152**, also referred to as iPod (trademark of Apple Computer, Inc.) module **152**.

In some embodiments, UI **400**A or **400**B displays all of the available applications **136** on one screen so that there is no need to scroll through a list of applications (e.g., via a scroll bar). In some embodiments, as the number of applications increase, the icons corresponding to the applications may decrease in size so that all applications may be displayed on a single screen without scrolling. In some embodiments, having all applications on one screen and a menu button enables a user to access any desired application with at most two inputs, such as activating the menu button **204** and then activating the desired application (e.g., by a tap or other finger gesture on the icon corresponding to the application).

In some embodiments, UI **400**A or **400**B provides integrated access to both widget-based applications and non-widget-based applications. In some embodiments, all of the widgets, whether user-created or not, are displayed in UI **400**A or **400**B. In other embodiments, activating the icon for user-created widget **149-6** may lead to another UI that contains the user-created widgets or icons corresponding to the user-created widgets.

In some embodiments, a user may rearrange the icons in UI **400**A or **400**B, e.g., using processes described in U.S. patent application Ser. No. 11/459,602, "Portable Electronic Device With Interface Reconfiguration Mode," filed Jul. 24, 2006, which is hereby incorporated by reference in its entirety. For example, a user may move application icons in and out of tray **408** using finger gestures.

In some embodiments, UI **400**A or **400**B includes a gauge (not shown) that displays an updated account usage metric for an account associated with usage of the device (e.g., a cellular phone account), as described in U.S. patent application Ser. No. 11/322,552, "Account Information Display For Portable Communication Device," filed Dec. 23, 2005, which is hereby incorporated by reference in its entirety.

FIG. **5** illustrates an exemplary user interface for listing instant message conversations on a portable multifunction device in accordance with some embodiments. In some embodiments, user interface **500** includes the following elements, or a subset or superset thereof:

402, **404**, and **406**, as described above;

"Instant Messages" or other similar label **502**:

Names **504** of the people a user is having instant message conversations with (e.g., Jane Doe **504-1**) or the phone number if the person's name is not available (e.g., 408-123-4567 **504-3**);

Text **506** of the last message in the conversation;

Date **508** and/or time of the last message in the conversation;

Selection icon **510** that when activated (e.g., by a finger tap on the icon) initiates transition to a UI for the corresponding conversation (e.g., FIG. **6**A for Jane Doe **504-1**);

Edit icon **512** that when activated (e.g., by a finger tap on the icon) initiates transition to a UI for deleting conversations;

Create message icon **514** that when activated (e.g., by a finger tap on the icon) initiates transition to the users contact list (e.g., FIG. **7**A); and

Vertical bar **516** that helps a user understand what portion of the list of instant message conversations is being displayed.

In some embodiments, the name **504** used for an instant message conversation is determined by finding an entry in the user's contact list **137** that contains the phone number used for the instant message conversation. If no such entry is found, then just the phone number is displayed (e.g., **504-3**). In some embodiments, if the other party sends messages from two or more different phone numbers, the messages may appear as a single conversation under a single name if all of the phone numbers used are found in the same entry (i.e., the entry for the other party) in the user's contact list **137**.

Automatically grouping the instant messages into "conversations" (instant message exchanges with the same user or the same phone number) makes it easier for the user to carry on and keep track of instant message exchanges with multiple parties.

In some embodiments, vertical bar **516** is displayed temporarily after an object is detected on or near the touch screen display (e.g., a finger touch is detected anywhere on the list of instant message conversations). In some embodiments, the vertical bar **516** has a vertical position on top of the displayed portion of the list that corresponds to the vertical position in the list of the displayed portion of the list. In some embodiments, the vertical bar **516** has a vertical length that corresponds to the portion of the list being displayed. In some embodiments, if the entire list of IM conversations can be displayed simultaneously on the touch screen **112**, the vertical bar **516** is not displayed. In some embodiments, if the entire list of IM conversations can be displayed simultaneously on the touch screen **112**, the vertical bar **516** is displayed with a length that corresponds to the length of the list display area (e.g., as shown in FIG. **5**).

FIGS. **6**A-**6**K illustrate an exemplary user interface for inputting text for an instant message in accordance with some embodiments.

In some embodiments, user interface **600**A includes the following elements, or a subset or superset thereof:

402, **404**, and **406**, as described above;

Name **504** corresponding to the phone number used in the instant message conversation (or the phone number itself if the name is not available);

Instant messages icon **602** that when activated (e.g., by a finger tap on the icon) initiates transition to a UI listing instant message conversations (e.g., UI **500**);

Instant messages **604** from the other party, typically listed in order along one side of UI **600**A;

Instant messages **606** to the other party, typically listed in order along the opposite side of UI **600**A to show the back and forth interplay of messages in the conversation;

Timestamps **608** for at least some of the instant messages;

Text entry box **612**;

Send icon **614** that when activated (e.g., by a finger tap on the icon) initiates sending of the message in text box **612** to the other party (e.g., Jane Doe **504-1**);

Letter keyboard **616** for entering text in box **612**;

Alternate keyboard selector icon **618** that when activated (e.g., by a finger tap on the icon) initiates the display of a different keyboard (e.g., **624**, FIG. **6**C);

Send icon **620** that when activated (e.g., by a finger tap on the icon) initiates sending of the message in text box **612** to the other party (e.g., Jane Doe **504-1**);

Shift key **628** that when activated (e.g., by a finger tap on the icon) capitalizes the next letter chosen on letter keyboard **616**; and

Vertical bar **630** that helps a user understand what portion of the list of instant messages in an IM conversation is being displayed.

In some embodiments, a user can scroll through the message conversation (comprised of messages **604** and **606**) by applying a vertical swipe gesture **610** to the area displaying the conversation. In some embodiments, a vertically downward gesture scrolls the conversation downward, thereby showing older messages in the conversation. In some embodiments, a vertically upward gesture scrolls the conversation upward, thereby showing newer, more recent messages in the conversation. In some embodiments, as noted above, the last message in the conversation (e.g., **606-2**) is displayed in the list of instant messages **500** (e.g., **506-1**).

In some embodiments, keys in keyboards **616** (FIGS. **6**A, **6**B, **6**E-**6**K), **624** (FIG. **6**C), and/or **639** (FIG. **6**D) briefly change shade and/or color when touched/activated by a user to help the user learn to activate the desired keys.

In some embodiments, vertical bar **630** is displayed temporarily after an object is detected on or near the touch screen display (e.g., a finger touch is detected anywhere on the list of instant messages). In some embodiments, the vertical bar **630** has a vertical position on top of the displayed portion of the list that corresponds to the vertical position in the list of the displayed portion of the list. In some embodiments, the vertical bar **630** has a vertical length that corresponds to the portion of the list being displayed. For example, in FIG. **6**A, the vertical position of the vertical bar **630** indicates that the bottom of the list of messages is being displayed (which correspond to the most recent messages) and the vertical length of the vertical bar **630** indicates that roughly half of the messages in the conversation are being displayed.

In some embodiments, user interface **600**B includes the following elements, or a subset or superset thereof:

- **402**, **404**, **406**, **504**, **602**, **604**, **606**, **608**, **612**, **614**, **616**, **618**, **620**, and **630** as described above; and
- word suggestion area **622** that provides a list of possible words to complete the word fragment being typed by the user in box **612**.

In some embodiments, the word suggestion area does not appear in UI **600**B until after a predefined time delay (e.g., 2-3 seconds) in text being entered by the user. In some embodiments, the word suggestion area is not used or can be turned off by the user.

In some embodiments, user interface **600**C includes the following elements, or a subset or superset thereof:

- **402**, **404**, **406**, **602**, **604**, **606**, **608**, **612**, **614**, **620**, and **622** as described above;
- Alternate keyboard **624**, which may be made up primarily of digits and punctuation, with frequently used punctuation keys (e.g., period key **631**, comma key **633**, question mark key **635**, and exclamation point key **637**) made larger than the other keys;
- Letter keyboard selector icon **626** that when activated (e.g., by a finger tap on the icon) initiates the display of a letter keyboard (e.g., **616**, FIG. **6**A); and
- Shift key **628** that when activated (e.g., by a finger tap on the icon) initiates display of yet another keyboard (e.g., **639**, FIG. **6**D).

In some embodiments, keeping the period key **631** near keyboard selector icon **626** reduces the distance that a user's finger needs to travel to enter the oft-used period.

In some embodiments, user interface **600**D includes the following elements, or a subset or superset thereof:

- **402**, **404**, **406**, **504**, **602**, **604**, **606**, **608**, **612**, **614**, **620**, **622**, **626**, **628** as described above; and
- Another alternate keyboard **639**, which may be made up primarily of symbols and punctuation, with frequently used punctuation keys (e.g., period key **631**, comma key **633**, question mark key **635**, and exclamation point key **637**) made larger than the other keys.

In some embodiments, user interface **600**E includes the following elements, or a subset or superset thereof:

- **402**, **404**, **406**, **504**, **602**, **604**, **606**, **608**, **612**, **614**, **616**, **618**, and **620**, as described above; and
- New instant message **606-3** sent to the other party.

In some embodiments, when the user activates a send key (e.g., either **614** or **620**), the text in text box **612** "pops" or otherwise comes out of the box and becomes part of the string of user messages **606** to the other party. The black arrows in FIG. **6**E illustrate an animated formation of a quote bubble **606-3**. In some embodiments, the size of the quote bubble scales with the size of the message. In some embodiments, a sound is also made when the message is sent, such as a droplet sound, to notify the user.

In some embodiments, user interface **600**F includes the following elements, or a subset or superset thereof:

- **402**, **404**, **406**, **612**, **614**, **616**, **618**, **620**, and **628**, as described above;
- Recipient input field **632** that when activated (e.g., by a finger tap on the field) receives and displays the phone number of the recipient of the instant message (or the recipient's name if the recipient is already in the user's contact list);
- Add recipient icon **634** that when activated (e.g., by a finger tap on the icon) initiates the display of a scrollable list of contacts (e.g., **638**, FIG. **6**G); and
- Cancel icon **636** that when activated (e.g., by a finger tap on the icon) cancels the new instant message.

In some embodiments, user interface **600**G includes the following elements, or a subset or superset thereof:

- **402**, **404**, **406**, **612**, **614**, **616**, **618**, **620**, **628**, **632**, **634**, and **636**, as described above;
- Scrollable list **638** of contacts that match the input in recipient input field **632**; and
- Vertical bar **640** that helps a user understand how many items in the contact list that match the input in recipient input field **632** are being displayed.

In some embodiments, list **638** contains contacts that match the input in recipient input field **632**. For example, if the letter "v" is input, then contacts with either a first name or last name beginning with "v" are shown. If the letters "va" are input in field **632**, then the list of contacts is narrowed to contacts with either a first name or last name beginning with "va", and so on until one of the displayed contacts is selected (e.g., by a tap on a contact in the list **638**).

In some embodiments, a user can scroll through the list **638** by applying a vertical swipe gesture **642** to the area displaying the list **638**. In some embodiments, a vertically downward gesture scrolls the list downward and a vertically upward gesture scrolls the list upward.

In some embodiments, vertical bar **640** is displayed temporarily after an object is detected on or near the touch screen display (e.g., a finger touch is detected anywhere on the list **638**). In some embodiments, the vertical bar **640** has a vertical position on top of the displayed portion of the list that corresponds to the vertical position in the list of the displayed portion of the list. In some embodiments, the vertical bar **640** has a vertical length that corresponds to the portion of the list being displayed.

In some embodiments, user interfaces **600**H and **600**I include the following elements, or a subset or superset thereof:

- **402**, **404**, **406**, **612**, **614**, **616**, **618**, **620**, **628**, **632**, **634**, and **636**, as described above;
- Suggested word **644** adjacent to the word being input;

Suggested word **646** in the space bar in keyboard **616**; and/or

Insertion marker **656** (e.g., a cursor, insertion bar, insertion point, or pointer).

In some embodiments, activating suggested word **644** (e.g., by a finger tap on the suggested word) replaces the word being typed with the suggested word **644**. In some embodiments, activating suggested word **646** (e.g., by a finger tap on the space bar) replaces the word being typed with the suggested word **646**. In some embodiments, a user can set whether suggested words **644** and/or **646** are shown (e.g., by setting a user preference).

In some embodiments, a letter is enlarged briefly after it is selected (e.g., "N" is enlarged briefly after typing "din" in FIG. **6**H) to provide feedback to the user.

In some embodiments, user interfaces **600**J and **600**K include the following elements, or a subset or superset thereof:

402, **404**, **406**, **612**, **614**, **616**, **618**, **620**, **628**, **632**, **634**, **636**, and **656** as described above; and

Expanded portion **650** of graphics that helps a user adjust the position of an expanded insertion marker **657** (sometimes called an "insertion point magnifier"); and

Expanded insertion marker **657**.

In some embodiments, a finger contact **648-1** on or near the insertion marker **656** initiates display of insertion point magnifier **650** and expanded insertion marker **657-1**. In some embodiments, as the finger contact is moved on the touch screen (e.g., to position **648-2**), there is corresponding motion of the expanded insertion marker (e.g., to **657-2**) and the insertion point magnifier **650**. Thus, the insertion point magnifier **650** provides an efficient way to position a cursor or other insertion marker using finger input on the touch screen. In some embodiments, the magnifier **650** remains visible and can be repositioned as long as continuous contact is maintained with the touch screen (e.g., from **648-1** to **648-2** to even **648-3**).

In some embodiments, a portable electronic device displays graphics and an insertion marker (e.g., marker **656**, FIG. **6**I) at a first location in the graphics on a touch screen display (e.g., FIG. **6**I). In some embodiments, the insertion marker **656** is a cursor, insertion bar, insertion point, or pointer. In some embodiments, the graphics comprise text (e.g., text in box **612**, FIG. **6**I).

A finger contact is detected with the touch screen display (e.g., contact **648-1**, FIG. **6**I). In some embodiments, the location of the finger contact is proximate to the location of the insertion marker. In some embodiments, the location of the finger contact is anywhere within a text entry area (e.g., box **612**, FIG. **6**I).

In response to the detected finger contact, the insertion marker is expanded from a first size (e.g., marker **656**, FIG. **6**I) to a second size (e.g., marker **657-1**, FIG. **6**J) on the touch screen display, and a portion (e.g., portion **650-1**, FIG. **6**J) of the graphics on the touch screen display is expanded from an original size to an expanded size.

In some embodiments, the portion of the graphics that is expanded includes the insertion marker and adjacent graphics. In some embodiments, after the insertion point and the portion of the graphics are expanded, graphics are displayed that include the insertion marker and adjacent graphics at the original size and at the expanded size.

Movement of the finger contact is detected on the touch screen display (e.g., from **648-1** to **648-2**, FIG. **6**J).

The expanded insertion marker is moved in accordance with the detected movement of the finger contact from the first location (e.g., **657-1**, FIG. **6**J) to a second location in the graphics (e.g., **657-2**, FIG. **6**J).

In some embodiments, the portion of the graphics that is expanded changes as the insertion marker moves from the first location to the second location (e.g., from **650-1** to **650-2**, FIG. **6**J). In some embodiments, the portion of the graphics that is expanded is displayed in a predefined shape. In some embodiments the portion (e.g., **650**, FIG. **6**J) of the graphics that is expanded is displayed in a circle. In some embodiments, the expanded insertion marker **657** is within the circle.

In some embodiments, the detected movement of the finger contact has a horizontal component on the touch screen display and a vertical component on the touch screen display. In some embodiments, moving the expanded insertion marker **657** in accordance with the detected movement of the finger contact includes moving the expanded insertion marker and the expanded portion of the graphics in accordance with the horizontal component of motion of the finger contact if the finger contact moves outside a text entry area without breaking contact. For example, in FIG. **6**I, if the finger contact moves from **648-2** (inside the text entry area **612**) to **648-3** (in the keyboard area), the expanded insertion point **657** and the expanded portion **650** of the graphics may move horizontally along the lower portion of the text entry area in accordance with the horizontal component of the movement from **648-2** to **648-3** (not shown).

In some embodiments, moving the expanded insertion marker in accordance with the detected movement of the finger contact includes moving the expanded insertion marker in a first area of the touch screen that includes characters entered using a soft keyboard (e.g., text box **612**, FIG. **6**J), wherein the soft keyboard is located in a second area of the touch screen that is separate from the first area (e.g., keyboard **616**, FIG. **6**J).

In some embodiments, the expanded insertion marker is contracted from the second size to the first size if finger contact with the touch screen display is broken (e.g., insertion marker **656**, FIG. **6**K). In some embodiments, the contracting includes an animation of the expanded insertion marker **657** shrinking into the insertion marker **656** at the second location.

In some embodiments, the expanded portion **650** of the graphics is contracted if finger contact with the touch screen display is no longer detected for a predetermined time.

A graphical user interface on a portable electronic device with a touch screen display comprises an insertion marker and graphics. In response to detecting a finger contact **648** with the touch screen display, the insertion marker is expanded from a first size **656** to a second size **657**, and a portion **650** of the graphics is expanded. In response to detecting movement of the finger contact on the touch screen display, the expanded insertion marker is moved in accordance with the detected movement of the finger contact from a first location **657-1** in the graphics to a second location **657-2** in the graphics.

Additional description of insertion marker positioning can be found in U.S. patent application Ser. No. 11/553,436, "Method, System, And Graphical User Interface For Positioning An Insertion Marker In A Touch Screen Display," filed Oct. 26, 2006, the content of which is hereby incorporated by reference in its entirety.

Additional description of instant messaging on portable electronic devices can be found in U.S. Patent Application No. 60/883,819, "Portable Electronic Device For Instant Messaging," filed Jan. 7, 2007, the content of which is hereby incorporated by reference in its entirety.

FIGS. **7**A and **7**B illustrate an exemplary user interface for a contact list in accordance with some embodiments.

In some embodiments, user interfaces **800**A and **800**B (FIGS. **7**A and **7**B) include the following elements, or a subset or superset thereof:

402, **404**, **406**, as described above;

Groups icon **802** that when activated (e.g., by a finger tap on the icon) initiates display of groups of contacts;

First name icon **804** that when activated (e.g., by a finger tap on the icon) initiates an alphabetical display of the user's contacts by their first names (FIG. **7**B);

Last name icon **806** that when activated (e.g., by a finger tap on the icon) initiates an alphabetical display of the user's contacts by their last names (FIG. **7**A);

Alphabet list icons **808** that the user can touch to quickly arrive at a particular first letter in the displayed contact list;

Cancel icon **810** that when activated (e.g., by a finger tap on the icon) initiates transfer back to the previous UI (e.g., UI **500**, FIG. **5**); and

Other number icon **812** that when activated (e.g., by a finger tap on the icon) initiates transfer to a UI for entering a phone number for instant messaging, such as a phone number that is not in the user's contact list.

In some embodiments, the functions of first name icon **804** and last name icon **806** are incorporated into settings **412** (FIG. **4**B, e.g., as a user preference setting) rather than being displayed in a contacts list UI (e.g., **800**A and **800**B, FIGS. **7**A and **7**B).

As described in U.S. patent application Ser. No. 11/322,547, "Scrolling List With Floating Adjacent Index Symbols," filed Dec. 23, 2005; Ser. No. 11/322,551, "Continuous Scrolling List With Acceleration," filed Dec. 23, 2005; and Ser. No. 11/322,553, "List Scrolling In Response To Moving Contact Over List Of Index Symbols," filed Dec. 23, 2005, which are hereby incorporated by reference in their entirety, the user may scroll through the contact list using vertically upward and/or vertically downward gestures **814** on the touch screen.

FIG. **8** illustrates an exemplary user interface for a camera in accordance with some embodiments. In some embodiments, user interface **1000** (FIG. **8**) includes the following elements, or a subset or superset thereof:

Viewfinder **1002**;

Camera roll **1004** that manages images and/or videos taken with the camera;

Shutter **1006** for taking still images;

Record button **1008** for starting and stopping video recording;

Timer **1010** for taking an image after a predefined time delay; and

Image **1012** that appears (e.g., via the animation illustrated schematically in FIG. **8**) to be added to camera roll **1004** when it is obtained.

In some embodiments, the orientation of the camera in the shutter icon **1006** rotates as the device **100** is rotated between portrait and landscape orientations.

FIG. **9** illustrates an exemplary user interface for a camera roll in accordance with some embodiments. In some embodiments, user interface **1100** (FIG. **9**) includes the following elements, or a subset or superset thereof:

402, **404**, and **406**, as described above;

Thumbnail images **1102** of images and/or videos obtained by camera **143**;

Camera icon **1104** or done icon **1110** that when activated (e.g., by a finger tap on the icon) initiates transfer to the camera UI (e.g., UI **1000**); and

Vertical bar **1112** that helps a user understand what portion of the camera roll is being displayed.

In some embodiments, the user may scroll through the thumbnails **1102** using vertically upward and/or vertically downward gestures **1106** on the touch screen. In some embodiments, a stationary gesture on a particular thumbnail (e.g., a tap gesture **1108** on thumbnail **1102-11**) initiates transfer to an enlarged display of the corresponding image (e.g., UI **1200**A, FIG. **10**A).

In some embodiments, vertical bar **1112** is displayed temporarily after an object is detected on or near the touch screen display (e.g., a finger touch is detected anywhere on the thumbnails **1102**). In some embodiments, the vertical bar **1112** has a vertical position on top of the displayed portion of the camera roll that corresponds to the vertical position in the camera roll of the displayed portion of the camera roll. In some embodiments, the vertical bar **1112** has a vertical length that corresponds to the portion of the camera roll being displayed. For example, in FIG. **9**, the vertical position of the vertical bar **1112** indicates that the middle of the camera roll is being displayed and the vertical length of the vertical bar **1112** indicates that roughly half of the images in the camera roll are being displayed.

FIGS. **10**A-**10**C illustrate an exemplary user interface for viewing and manipulating acquired images in accordance with some embodiments.

In some embodiments, user interface **1200**A (FIG. **10**A) includes the following elements, or a subset or superset thereof:

402, **404**, **406**, **1104**, and **1110**, as described above;

Camera roll icon **1202** that when activated (e.g., by a finger tap on the icon) initiates transfer to the camera roll UI (e.g., UI **1100**, FIG. **9**);

Image **1204**;

Additional options icon **1206** that when activated (e.g., by a finger tap on the icon) initiates transfer to a UI with additional options for use of image **1204**;

Previous image icon **1208** that when activated (e.g., by a finger tap on the icon) initiates display of the previous image in the camera roll (e.g., **1102-10**);

Play icon **1210** that when activated (e.g., by a finger tap on the icon) initiates a slide show of the images in the camera roll;

Next image icon **1212** that when activated (e.g., by a finger tap on the icon) initiates display of the next image in the camera roll (e.g., **1102-12**);

Delete symbol icon **1214** that when activated (e.g., by a finger tap on the icon) initiates display of a UI to confirm that the user wants to delete image **1204** (e.g. UI **1200**B, FIG. **10**B);

Vertical bar **1222** that helps a user understand what portion of the image **1204** is being displayed; and

Horizontal bar **1224** that helps a user understand what portion of the image **1204** is being displayed.

In some embodiments, the user can also initiate viewing of the previous image by making a tap gesture **1216** on the left side of the image. In some embodiments, the user can also initiate viewing of the previous image by making a swipe gesture **1220** from left to right on the image.

In some embodiments, the user can also initiate viewing of the next image by making a tap gesture **1218** on the right side of the image. In some embodiments, the user can also initiate viewing of the next image by making a swipe gesture **1220** from right to left on the image.

By offering multiple ways to perform the same task (e.g., to view the next image by tapping icon **1212**, tap **1218**, or right to left swipe **1220**), the user can choose whichever way the user prefers, thereby making the UI simpler and more intuitive for the user.

In some embodiments, image **1204** moves off screen to the left as the next image moves on screen from the right. In some embodiments, image **1204** moves off screen to the right as the previous image moves on screen from the left.

In some embodiments, a tap gesture such as **1216** or **1218** magnifies the image **1204** by a predetermined amount, rather than initiating viewing of another image, so that just a portion of image **1204** is displayed. In some embodiments, when the image is already magnified, repeating the tap gesture demagnifies the image (e.g., so that the entire image is displayed).

In some embodiments, if just a portion of image **1204** is displayed, vertical bar **1222** is displayed temporarily after an object is detected on or near the touch screen display (e.g., a finger touch is detected anywhere on the image **1204**). In some embodiments, the vertical bar **1222** has a vertical position on top of the displayed portion of the image that corresponds to the vertical position in the image of the displayed portion of the image. In some embodiments, the vertical bar **1222** has a vertical length that corresponds to the portion of the image being displayed. For example, in FIG. **10**A, the vertical position of the vertical bar **1222** indicates that the top of the image is being displayed and the vertical length of the vertical bar **1222** indicates that a portion from the top half of the image is being displayed.

In some embodiments, if just a portion of image **1204** is displayed, horizontal bar **1224** is displayed temporarily after an object is detected on or near the touch screen display (e.g., a finger touch is detected anywhere on the image **1204**). In some embodiments, the horizontal bar **1224** has a horizontal position on top of the displayed portion of the image that corresponds to the horizontal position in the image of the displayed portion of the image. In some embodiments, the horizontal bar **1224** has a horizontal length that corresponds to the portion of the image being displayed. For example, in FIG. **10**A, the horizontal position of the horizontal bar **1224** indicates that a portion of the right side of the image is being displayed and the horizontal length of the horizontal bar **1224** indicates that a portion from the right half of the image is being displayed. Together, vertical bar **1222** and horizontal bar **1224** indicate that the northeast quadrant of the image **1204** is being displayed.

In some embodiments, user interface **1200**B (FIG. **10**B) includes the following elements, or a subset or superset thereof:

402, **404**, **406**, **1104**, **1110**,**1202**, and **1204**, as described above;

Delete icon **1216** that when activated (e.g., by a finger tap on the icon) deletes the image **1204**; and

Cancel icon **1218** that when activated (e.g., by a finger tap on the icon) returns the device to the previous user interface (e.g. UI **1200**A, FIG. **10**A)

In some embodiments, as illustrated in FIG. **10**C, the image may go through a deletion animation to show the user that the image is being deleted.

This deletion process, which requires gestures by the user on two different user interfaces (e.g., **1200**A and **1200**B, FIGS. **10**A and **10**B), greatly reduces the chance that a user will accidentally delete an image or other similar item.

FIGS. **11**A and **11**B illustrate exemplary user interfaces for viewing albums in accordance with some embodiments. In some embodiments, user interface **1300**A (FIG. **11**A) includes the following elements, or a subset or superset thereof:

402, **404**, and **406**, as described above;

Graphics **1304**, e.g., thumbnail images of the first picture or a user-selected picture in the corresponding albums;

Album names **1306**;

Selection icons **1308** that when activated (e.g., by a finger tap on the icon) initiates display of the corresponding album (e.g., UI **1500**, FIG. **12**);

Settings icon **1310**, that brings up a settings menu when activated by a user gesture (e.g., a tap gesture); and

Vertical bar **1314** that helps a user understand what portion of the list of albums is being displayed.

In some embodiments, as shown in FIG. **11**B, one of the photo albums (e.g., **1306-7**) may correspond to the user's photo library; another album (e.g., **1306-8**) may correspond to the camera roll (FIG. **9**); another album (e.g., **1306-9**) may correspond to images added to the photo library in the last 12 months; and other albums (e.g., **1306-10**-**1306-13**) may correspond to albums created and organized by the user.

The albums may be downloaded on to the device from a wide range of sources, such as the user's desktop or laptop computer, the Internet, etc.

If there is a long list of albums that fill more than the screen area, the user may scroll through the list using vertically upward and/or vertically downward gestures **1312** on the touch screen.

In some embodiments, a user may tap anywhere in the row for a particular album (e.g., a tap on the graphic **1304**, album name **1306**, or selection icon **1308**) to initiate display of the corresponding album (e.g., UI **1500**, FIG. **12**).

In some embodiments, vertical bar **1314** is displayed temporarily after an object is detected on or near the touch screen display (e.g., a finger touch is detected anywhere on the list of albums). In some embodiments, the vertical bar **1314** has a vertical position on top of the displayed portion of the list that corresponds to the vertical position in the list of the displayed portion of the list. In some embodiments, the vertical bar **1314** has a vertical length that corresponds to the portion of the list being displayed. For example, in FIG. **11**B, the vertical position of the vertical bar **1314** indicates that the top of the list of albums is being displayed and the vertical length of the vertical bar **1314** indicates that roughly half of the albums in the list are being displayed.

FIG. **12** illustrates an exemplary user interface for viewing an album in accordance with some embodiments. In some embodiments, user interface **1500** (FIG. **12**) includes the following elements, or a subset or superset thereof:

402, **404**, and **406**, as described above;

Photo albums icon **1502** that when activated (e.g., by a finger tap on the icon) initiates transfer to the photo albums UI (e.g., UI **1300**B, FIG. **11**B);

Thumbnail images **1506** of images in the corresponding album;

Play icon **1508** that when activated (e.g., by a finger tap on the icon) initiates a slide show of the images in the album; and

Vertical bar **1514** that helps a user understand what portion of the list of thumbnail images **1506** in an album is being displayed.

In some embodiments, the user may scroll through the thumbnails **1506** using vertically upward and/or vertically downward gestures **1510** on the touch screen. In some embodiments, a stationary gesture on a particular thumbnail (e.g., a tap gesture **1512** on thumbnail **1506-11**) initiates transfer to an enlarged display of the corresponding image (e.g., UI **1600**A and **1600**B, FIGS. **13**A and **13**B).

In some embodiments, vertical bar **1514** is displayed temporarily after an object is detected on or near the touch screen display (e.g., a finger touch is detected anywhere on the list of thumbnails). In some embodiments, the vertical bar **1514** has a vertical position on top of the displayed portion of the list that corresponds to the vertical position in the list of the

displayed portion of the list. In some embodiments, the vertical bar **1514** has a vertical length that corresponds to the portion of the list being displayed. For example, in FIG. **12**, the vertical position of the vertical bar **1514** indicates that the middle of the list of thumbnails is being displayed and the vertical length of the vertical bar **1514** indicates that roughly half of the thumbnails in the album are being displayed.

FIGS. **13**A and **13**B illustrate exemplary user interfaces for viewing images in an album in accordance with some embodiments. In some embodiments, user interfaces **1600**A and **1600**B (FIGS. **13**A and **13**B) include the following elements, or a subset or superset thereof:

402, **404**, and **406**, as described above;

Album name icon **1602** that when activated (e.g., by a finger tap on the icon) initiates transfer to the corresponding album UI (e.g., UI **1500**, FIG. **12**);

Image **1606**;

Additional options icon **1608** that when activated (e.g., by a finger tap on the icon) initiates transfer to a UI with additional options for use of image **1606**;

Previous image icon **1610** that when activated (e.g., by a finger tap on the icon) initiates display of the previous image in the album (e.g., **1506-10**);

Play icon **1612** that when activated (e.g., by a finger tap on the icon) initiates a slide show of the images in the album; and

Next image icon **1614** that when activated (e.g., by a finger tap on the icon) initiates display of the next image in the album (e.g., **1506-12**).

In some embodiments, icons **1608**, **1610**, **1612**, and **1614** are displayed in response to detecting a gesture on the touch screen (e.g., a single finger tap on the image **1606**) and then cease to be displayed if no interaction with the touch screen is detected after a predetermined time (e.g., **3-5** seconds), thereby providing a "heads up display" effect for these icons.

In some embodiments, the user can also initiate viewing of the previous image by making a tap gesture **1618** on the left side of the image. In some embodiments, the user can also initiate viewing of the previous image by making a swipe gesture **1616** from left to right on the image.

In some embodiments, the user can also initiate viewing of the next image by making a tap gesture **1620** on the right side of the image. In some embodiments, the user can also initiate viewing of the next image by making a swipe gesture **1616** from right to left on the image.

By offering multiple ways to perform the same task (e.g., to view the next image by tapping icon **1614**, tap **1620**, or right to left swipe **1616**), the user can choose whichever way the user prefers, thereby making the UI simpler and more intuitive for the user.

In some embodiments, image **1606** moves off screen to the left as the next image moves on screen from the right. In some embodiments, image **1606** moves off screen to the right as the previous image moves on screen from the left.

In some embodiments, a double tap gesture such as **1618** or **1620** magnifies the image **1606** by a predetermined amount, rather than initiating viewing of another image, so that just a portion of image **1606** is displayed. In some embodiments, when the image is already magnified, repeating the double tap gesture demagnifies the image (e.g., so that the entire image is displayed).

In some embodiments, a multi-finger de-pinching gesture magnifies the image **1606** by a variable amount in accordance with the position of the multi-finger de-pinching gesture and the amount of finger movement in the multi-finger de-pinching gesture. In some embodiments, a multi-finger pinching gesture demagnifies the image **1606** by a variable amount in accordance with the position of the multi-finger pinching gesture and the amount of finger movement in the multi-finger pinching gesture.

In some embodiments, if just a portion of image **1606** is displayed, vertical bar **1622** is displayed temporarily after an object is detected on or near the touch screen display (e.g., a finger touch is detected anywhere on the image **1606**). In some embodiments, the vertical bar **1622** has a vertical position on top of the displayed portion of the image that corresponds to the vertical position in the image of the displayed portion of the image. In some embodiments, the vertical bar **1622** has a vertical length that corresponds to the portion of the image being displayed. For example, in FIG. **13**A, the vertical position of the vertical bar **1622** indicates that the bottom of the image is being displayed and the vertical length of the vertical bar **1622** indicates that a portion from the bottom half of the image is being displayed.

In some embodiments, if just a portion of image **1606** is displayed, horizontal bar **1624** is displayed temporarily after an object is detected on or near the touch screen display (e.g., a finger touch is detected anywhere on the image **1606**). In some embodiments, the horizontal bar **1624** has a horizontal position on top of the displayed portion of the image that corresponds to the horizontal position in the image of the displayed portion of the image. In some embodiments, the horizontal bar **1624** has a horizontal length that corresponds to the portion of the image being displayed. For example, in FIG. **13**A, the horizontal position of the horizontal bar **1224** indicates that a portion of the left side of the image is being displayed and the horizontal length of the horizontal bar **1624** indicates that a portion from the left half of the image is being displayed. Together, vertical bar **1622** and horizontal bar **1624** indicate that the southwest quadrant of the image **1606** is being displayed.

In some embodiments, in response to detecting a change in orientation of the device **100** from a portrait orientation to a landscape orientation (e.g., using accelerometer **168**), UI **1600**A (including image **1606**) is rotated by 90° to UI **1600**B (FIG. **13**B). In some embodiments, if just a portion of image **1606** is displayed in landscape orientation (UI **1600**B, FIG. **13**B), vertical bar **1628** and horizontal bar **1630** are displayed and act in an analogous manner to vertical bar **1622** and horizontal bar **1624** (UI **1600**A, FIG. **13**A), described above. In some embodiments, in response to detecting a change in orientation of the device **100** from a landscape orientation to a portrait orientation (e.g., using accelerometer **168**), the UI **1600**B is rotated by 90° to UI **1600**A (FIG. **13**A).

In some embodiments, if just a portion of image **1606** is displayed, in response to detecting a finger drag or swipe gesture (e.g., **1626**), the displayed portion of the image is translated in accordance with the direction of the drag or swipe gesture (e.g., vertical, horizontal, or diagonal translation).

FIGS. **14**A-**14**C illustrate an exemplary user interface for organizing and managing videos in accordance with some embodiments.

In some embodiments, in response to a series of gestures (e.g., finger taps) by the user, the device displays a series of video categories and sub-categories. For example, if the user activates selection icon **2101** (e.g., by a finger tap on the icon) or, in some embodiments, taps anywhere in the Playlists row **2108**, the UI changes from a display of video categories (UI **2100**A, FIG. **14**A) to a display of Playlist sub-categories (UI **2100**B, FIG. **14**B). In turn, if the user activates the selection icon for My Movies (e.g., by a finger tap on the icon) or, in some embodiments, taps anywhere in the My Movies row **2110**, the UI changes from a display of Playlist sub-categories

(UI **2100**B, FIG. **14**B) to a display of My Movies sub-categories (UI **2100**C, FIG. **14**C), and so forth.

In some embodiments, in response to a series of gestures (e.g., finger taps) by the user, the device navigates back up through the hierarchy of video categories and sub-categories. For example, if the user activates Playlists icon **2106** (e.g., by a finger tap on the icon), the UI changes from a display of My Movies sub-categories (UI **2100**C, FIG. **14**C) to a display of Playlist sub-categories (UI **2100**B, FIG. **14**B). In turn, if the user activates the Videos icon **2104** (e.g., by a finger tap on the icon), the UI changes from a display of Playlist sub-categories (UI **2100**B, FIG. **14**B) to a display of video categories (UI **2100**A, FIG. **14**A).

In some embodiments, in response to user selection of a particular video (e.g., by a tap or other predefined gesture on the graphic, title, or anywhere **2112** (FIG. **14**C) in the row for a particular video), the device displays the selected video (e.g., King Kong) in a video player UI.

In some embodiments, in response to user selection of settings icon **2102** (e.g., by a finger tap on the icon), the device displays a settings UI for a video player.

FIGS. **15**A-**15**D illustrate an exemplary user interface for displaying and managing recent calls in accordance with some embodiments.

In some embodiments, in response to the user activating All icon **2810**, the touch screen displays a list of all recent calls (e.g., UI **2800**A, FIG. **15**A). In some embodiments, in response to the user activating Missed icon **2812**, the touch screen displays a list of recent missed calls (e.g., UI **2800**B, FIG. **15**B).

In some embodiments, each row in a list corresponds to a call or a consecutive sequence of calls involving the same person or the same number (without an intervening call involving another person or another phone number). In some embodiments, each row includes: the name **2802** of the other party (if available via the contact module) or the phone number (if the name of the other party is not available); the number **2804** of consecutive calls; the date and/or time **2806** of the last call; and an additional information icon **2808**. In some embodiments, in response to the user activating icon **2808** for a particular row (e.g., by a finger tap on the icon), the touch screen displays the corresponding contact list entry for the other party (e.g., UI **2800**C, FIG. **15**C) or UI **2800**D (FIG. **15**D) if the phone number cannot be associated with an entry in the user's contact list. In some embodiments, in response to a user tap or other predefined gesture elsewhere (i.e., a tap or gesture other than on icon **2808**) in a given row, the phone module dials the corresponding phone number for that row.

In some embodiments, some rows may include icons indicating whether the last call associated with the row was missed or answered.

If the list of recent calls fills more than the screen area, the user may scroll through the list using vertically upward and/or vertically downward gestures **2814** on the touch screen.

In some embodiments, UI **2800**C (FIG. **15**C) highlights (e.g., with color, shading, and/or bolding) the phone number associated with the recent call (e.g., the two recent incoming calls from Bruce Walker in UI **2800**A, FIG. **15**A, came from Bruce Walker's work number **2816**). In some embodiments, in response to a user tap or other predefined gesture on the highlighted number **2816**, the phone module dials the highlighted number (e.g., **2816**). In some embodiments, in response to a user tap or other predefined gesture on another number in the contact list entry (e.g., home number **2818**), the phone module dials the corresponding number. In some embodiments, in response to a user tap or other predefined gesture on an email address in the contact list entry (e.g., either work email **2820** or home email **2822**), the mail module prepares an email message with the selected email address, ready for text input by the user. Thus, by selecting icon **2808** (FIG. **15**A), the user may then easily respond to a caller using the same number involved in the previous call (e.g., **2816**), another number associated with the same caller (e.g., **2818**), or another mode of communication besides the phone (e.g., an email to the caller's work **2820** or home **2822** email address).

In some embodiments, UI **2800**D (FIG. **15**D) provides one or more options for a user to make use of a phone number in a recent call that is not associated with an entry in the user's contact list. In some embodiments, in response to a tap or other predefined user gesture, the device may: call the phone number (e.g., if the gesture is applied to icon **2824**); initiate creation of a text message or other instant message to the phone number (e.g., if the gesture is applied to icon **2825**); create a new contact with the phone number (e.g., if the gesture is applied to icon **2826**); or add the phone number to an existing contact (e.g., if the gesture is applied to icon **2828**).

In some embodiments, in response to detecting a gesture on the clear icon **2832** (e.g., a single finger tap on the icon **2832**), one or more recent calls selected by the user are deleted from the list of recent calls.

Additional description of missed call management can be found in U.S. Patent Application No. 60/883,782, "Telephone Call Management For A Portable Multifunction Device," filed Jan. 6, 2007, the content of which is hereby incorporated by reference in its entirety.

FIGS. **16**A-**16**D illustrate exemplary user interfaces for voicemail in accordance with some embodiments. In some embodiments, user interfaces **3200**A-**3200**D (FIGS. **16**A-**16**D) include the following elements, or a subset or superset thereof:

- **402**, **404**, and **406**, as described above;
- backup icon **3202** that when activated (e.g., by a finger tap on the icon) initiates a process that backs up and replays the preceding few seconds of the voicemail message;
- Progress bar **3204** that indicates what fraction of a voicemail message has been played and that may be used to help scroll through the message in response to a user gesture **3206**;
- Speed up icon **3208** that when activated (e.g., by a finger tap on the icon) initiates a process that speeds up playback of the voicemail message, which may also adjust the sound frequency or pitch of the fast playback so that the words, although spoken quickly, are still easy to understand;
- Names **3210** of the people (associated with incoming phone numbers via the user's contact list) who have left voicemail messages (e.g., Aaron Jones **3210-1**) or the phone number if the person's name is not available (e.g., 408-246-8101 **3210-2**);
- Date **3212** and/or time of the voicemail;
- Additional information icon **3214** that when activated (e.g., by a finger tap on the icon) initiates transition to the corresponding contact list entry (e.g., UI **2800**C, FIG. **15**C) or to a UI for unknown phone numbers (e.g., UI **2800**D, FIG. **15**D);
- Speaker icon **3216** that when activated (e.g., by a finger tap on the icon) initiates playback of the voicemail through a speaker;
- Options icon **3218** that when activated (e.g., by a finger tap on the icon) initiates display of a menu of additional voicemail options;

Pause icon **3220** that when activated (e.g., by a finger tap on the icon) initiates pausing of the voicemail, which may be displayed apart from individual messages (FIG. **16**A) or adjacent to a selected message (FIG. **16**C);

Delete symbol icon **3222** that when activated (e.g., by a finger tap on the icon) initiates display of a UI to confirm that the user wants to delete the corresponding voicemail (e.g. UI **3200**B, FIG. **16**B or UI **3200**D, FIG. **16**D).

Cancel icon **3226** that when activated (e.g., by a finger tap on the icon) changes the display from UI **3200**B to UI **3200**A (or from UI **3200**D to UI **3200**C) without deleting the corresponding voicemail;

Confirm delete icon **3228** that when activated (e.g., by a finger tap on the icon) deletes the corresponding voicemail and changes the display from UI **3200**B to UI **3200**A (or from UI **3200**D to UI **3200**C);

Play icon **3230** that when activated (e.g., by a finger tap on the icon) initiates or continues playback of the voicemail, which may be displayed apart from individual messages (FIG. **16**B) or adjacent to a selected message (FIG. **16**C);

Not heard icon **3232** that indicates that the corresponding voicemail has not been heard;

Downloading icon **3234** that indicates that the corresponding voicemail is being downloaded to the device **100**; and

Call icon **3240** that when activated (e.g., by a finger tap on the icon) initiates a call to the phone number associated with the selected voicemail.

If the list of voicemail messages fills more than the screen area, the user may scroll through the list using vertically upward and/or vertically downward gestures **3224** on the touch screen.

In some embodiments, a vertical bar **3260** (FIG. **16**C), analogous to the vertical bars described above, is displayed on top of the list of voicemails that helps a user understand what portion of the list is being displayed.

In some embodiments, in response to a user tap or other predefined gesture in the row corresponding to a particular voicemail (but other than a tap or gesture on icon **3214**), the phone module initiates playback of the corresponding voicemail. Thus, there is random access to the voicemails and the voicemails may be heard in any order.

In some embodiments, in response to a user gesture, the playback position in the voicemail can be modified. For example, in response to the user's finger touching **3206** at or near the end of the progress bar and then sliding along the progress bar, the playback position may be altered to correspond to the position of the user's finger along the progress bar. This user gesture on the progress bar makes it easy for a user to skip to and/or replay portions of interest in the voicemail message.

FIG. **17** illustrates an exemplary user interface for organizing and managing email in accordance with some embodiments. In some embodiments, user interface **3300** (FIG. **17**) includes the following elements, or a subset or superset thereof:

402, **404**, and **406**, as described above;

a set of mailboxes, such as inbox **3302**, which may be organized in rows with a selection icon **3306** for each row;

an unread messages icon **3304** that indicates the number of unread messages;

a settings icon **3308** that when activated (e.g., by a finger tap on the icon) initiates display of a UI to input mailbox settings; and

a create email icon **3310** that when activated (e.g., by a finger tap on the icon) initiates display of a UI for creating a new email message (e.g. UI **3400**A, FIG. **18**A).

If the set of mailboxes fills more than the screen area, the user may scroll through the mailboxes using vertically upward and/or vertically downward gestures **3312** on the touch screen.

In some embodiments, a vertical bar, analogous to the vertical bars described above, is displayed on top of the list of mailboxes that helps a user understand what portion of the list is being displayed.

FIGS. **18**A-**18**C illustrate an exemplary user interface for creating emails in accordance with some embodiments.

In response to the user activating create email icon **3310** (FIG. **17**), the device displays UI **3400**A (FIG. **18**A).

In some embodiments, if the user makes a tap or other predefined gesture on the subject line **3408** or in the body of the email **3412** (FIG. **18**A), a letter keyboard **616** appears and the user may input the subject and/or body text (FIG. **18**C). In some embodiments, to enter the email address, the user makes a tap or other predefined gesture on the To: line **3406** of the email; the user's contact list appears; the user makes a tap or other predefined gesture on the desired recipient/contact; and the device places the corresponding email address in the email message (FIG. **18**C). If others need to be copied on the email, the user makes a tap or other predefined gesture on the CC: line **3407** of the email; the user's contact list appears; the user makes a tap or other predefined gesture on the desired recipient/contact (e.g., tapping on Janet Walker in the contact list); and the device places the corresponding email address in the email message (FIG. **18**C).

In some embodiments, to enter the email address, the user makes a tap or other predefined gesture on the To: line **3406** of the email (FIG. **18**A). Add recipient icon **3422** appears, which when activated (e.g., by a finger tap on the icon **3422**) initiates the display of a scrollable list of contacts (e.g., **3426**, FIG. **18**B) that match the input, if any, in the To: field. For example, if the letter "B" is input, then contacts with either a first name or last name beginning with "B" are shown. If the letters "Br" are input in the To: field, then the list of contacts is narrowed to contacts with either a first name or last name beginning with "Br", and so on until one of the displayed contacts is selected (e.g., by a tap on a contact in the list **3426**). If others need to be copied on the email, the user makes a tap or other predefined gesture on the CC: line **3407** of the email and follows an analogous procedure to that used for inputting addresses in the To: field.

In some embodiments, a user can scroll through the list **3426** by applying a vertical swipe gesture **3428** to the area displaying the list **3426**. In some embodiments, a vertically downward gesture scrolls the list downward and a vertically upward gesture scrolls the list upward,

In some embodiments, a vertical bar **3430** (FIG. **18**B) is displayed temporarily after an object is detected on or near the touch screen display (e.g., a finger touch is detected anywhere on the list **3426**). In some embodiments, the vertical bar **3430** has a vertical position on top of the displayed portion of the list that corresponds to the vertical position in the list of the displayed portion of the list. In some embodiments, the vertical bar **3430** has a vertical length that corresponds to the portion of the list being displayed.

In some embodiments, the user may also enter the email address using one or more keyboards (e.g., **616** and **624**, not shown).

The device sends the email message in response to the user activating the send icon **3404** (FIG. **18**C) (e.g., by a finger tap on the icon). Alternatively, if the user activates the cancel icon

3402, the device may display a save draft icon and a don't save (or delete message) icon. The device saves the draft if the user activates the save draft icon **1810**, e.g., in a drafts folder in mail client **140** (FIG. **17**). The device deletes the draft if the user activates the don't save icon **1812**.

In some embodiments, in response to the user activating the attach icon **3410** (e.g., by a finger tap on the icon), the touch screen displays a UI for adding attachments (not shown).

FIGS. **19**A-**19**I illustrate exemplary user interfaces for displaying and managing an inbox in accordance with some embodiments. Analogous user interfaces may be used to display and manage the other mailboxes (e.g., drafts, sent, trash, personal, and/or work in UI **3300**, FIG. **17**). In some embodiments, user interfaces **3500**A-**35001** (FIGS. **19**A-**19**I) include the following elements, or a subset or superset thereof:

402, **404**, **406**, and **3310**, as described above;

mailboxes icon **3502** that when activated (e.g., by a finger tap on the icon) initiates the display of mailbox UI **3300** (FIG. **17**);

unread messages icon **3504** that displays the number of unread messages in the inbox;

names **3506** of the senders of the email messages;

subject lines **3508** for the email messages;

dates **3510** of the email messages;

unread message icons **3512** that indicate messages that have not been opened;

preview pane separator **3518** that separates the list of messages from a preview of a selected message in the list;

settings icon **3520** that when activated (e.g., by a finger tap on the icon) initiates the display of a settings user interface;

move message icon **3522** that when activated (e.g., by a finger tap on the icon) initiates the display of a move message user interface;

Delete symbol icon **3524** that when activated (e.g., by a finger tap on the icon) initiates display of a UI to confirm that the user wants to delete the selected email (e.g. UI **3500**E, FIG. **19**E);

Reply/Forward icon **3526** that when activated (e.g., by a finger tap on the icon) initiates display of a UI to select how to reply or forward the selected email (e.g. UI **3500**F, FIG. **19**F or UI **35001**, FIG. **19**I);

Preview pane **3528** that displays a portion of the selected email message;

Details icon **3530** that when activated (e.g., by a finger tap on the icon) initiates display of email addressing details **3534** (FIG. **19**C);

Cancel icon **3540** that when activated (e.g., by a finger tap on the icon) returns the device to the previous user interface (e.g. UI **3500**D, FIG. **19**D);

Confirm delete icon **3542** that when activated (e.g., by a finger tap on the icon) deletes the selected email;

Reply icon **3544** that when activated (e.g., by a finger tap on the icon) initiates creation of an email replying to the sender;

Reply All icon **3546** that when activated (e.g., by a finger tap on the icon) initiates creation of an email replying to the sender and the other parties included in the selected email (e.g., by cc:);

Forward icon **3548** that when activated (e.g., by a finger tap on the icon) initiates creation of an email to be forwarded;

Show preview pane icon **3550** that when activated (e.g., by a finger tap on the icon) initiates display of preview pane **3528**;

Don't show preview pane icon **3552** that when activated (e.g., by a finger tap on the icon) stops display of preview pane **3528**;

Vertical bar **3554** for the list of email messages that helps a user understand what portion of the list of email messages is being displayed;

Vertical bar **3556** for the email message in the preview pane that helps a user understand what portion of the message is being displayed;

Horizontal bar **3558** for the email message in the preview pane that helps a user understand what portion of the message is being displayed; and

Refresh mailbox icon **3560** that when activated (e.g., by a finger tap on the icon) initiates downloading of new email messages, if any, from a remote server.

If the set of emails fill more than the screen area (or more than the screen area above the preview pane), the user may scroll through the emails using vertically upward and/or vertically downward gestures **3514** on the touch screen.

In some embodiments, vertical bar **3554** is displayed temporarily after an object is detected on or near the touch screen display (e.g., a finger touch is detected anywhere on the list of email messages). In some embodiments, the vertical bar **3554** has a vertical position on top of the displayed portion of the email list that corresponds to the vertical position in the list of the displayed portion of the list. In some embodiments, the vertical bar **3554** has a vertical length that corresponds to the portion of the email list being displayed. For example, in FIG. **19**H, the vertical position of the vertical bar **3554** indicates that the middle of the email list is being displayed and the vertical length of the vertical bar **3554** indicates that roughly one third of the e-mail list is being displayed.

In some embodiments, the email subjects **3508** are not displayed if the preview pane **3528** is used. In some embodiments, the position of the preview pane separator can be adjusted by the user making contact **3516** at or near the preview pane separator and moving the separator to the desired location by dragging the finger contact **3538**. In some embodiments, arrows **3539** or other graphics appear during the positioning of the preview pane separator (e.g., UI **3500**D, FIG. **19**D) to help guide the user.

In some embodiments, in response to a tap or other predefined gesture by the user in a row containing information (e.g., **3506**, **3510**, and/or **3508**) about a particular email message, some or all of the text in the row is highlighted (e.g., by coloring, shading, or bolding) and the corresponding message is displayed in the preview pane area. In some embodiments, in response to a tap or other predefined gesture by the user in a row containing information (e.g., **3506**, **3510**, and/or **3508**) about a particular email message, the email message is displayed on the full screen if the preview pane is not being used.

In some embodiments, if the selected email fills more than the preview pane area, the user may scroll through the email using two-dimensional gestures **3532** in the preview pane with vertical and/or horizontal movement of the email on the touch screen.

In some embodiments, vertical bar **3556** is displayed temporarily after an object is detected on or near the touch screen display (e.g., a finger touch is detected anywhere on the email message in the preview pane **3528**). In some embodiments, the vertical bar **3556** has a vertical position on top of the displayed portion of the email message that corresponds to the vertical position in the email of the displayed portion of the email. In some embodiments, the vertical bar **3556** has a vertical length that corresponds to the portion of the email being displayed. For example, in FIG. **19**H, the vertical position of the vertical bar **3556** indicates that the top of the email

is being displayed and the vertical length of the vertical bar **3556** indicates that a portion from the top quarter of the email is being displayed.

In some embodiments, horizontal bar **3558** is displayed temporarily after an object is detected on or near the touch screen display (e.g., a finger touch is detected anywhere on the email message in the preview pane **3528**). In some embodiments, the horizontal bar **3558** has a horizontal position on top of the displayed portion of the email that corresponds to the horizontal position in the email of the displayed portion of the email. In some embodiments, the horizontal bar **3558** has a horizontal length that corresponds to the portion of the email being displayed. For example, in FIG. **19**H, the horizontal position of the horizontal bar **3558** indicates that a portion of the left side of the email is being displayed and the horizontal length of the horizontal bar **3558** indicates that a portion from the left half of the email is being displayed. Together, vertical bar **3556** and horizontal bar **3558** indicate that the northwest corner of the email message in the preview pane is being displayed.

In some embodiments, an email is displayed such that only vertical scrolling is needed, in which case horizontal bar **3558** is not used

In some embodiments, in response to user activation of an additional information icon (e.g., ">") on the detail information **3534** in FIG. **19**C (e.g., by a finger tap **3536** on the icon), the touch screen may display contact list information for the corresponding party, if available (e.g., UI **2800**C, FIG. **15**C) or a UI analogous to UI **2800**D, FIG. **15**D.

FIG. **19**J illustrates an exemplary user interface for setting email user preferences in accordance with some embodiments. In some embodiments, user interface **3600** (FIG. **19**J) includes the following elements, or a subset or superset thereof:

402, **404**, and **406**, as described above;

Done icon **3602** that when activated (e.g., by a finger tap on the icon) returns the device to the previous UI;

Accounts **3604** for entering email account information;

Message list displays **3606** for selecting whether sender **3506** and/or subject **3508** information is displayed in the emails lists;

Display newest messages **3608** for selecting whether the newest messages are displayed at the top or bottom of the screen;

Message display locations **3610** for selecting whether the messages are displayed in the preview pane or full screen;

Preferred message format **3612** for selecting how the messages are formatted (e.g., HTML or plain text);

Rules **3614** for creating rules for managing email messages;

Selection icons **3616** that when activated (e.g., by a finger tap on the icon) show choices for the corresponding settings.

In some embodiments, a user may tap anywhere in the row for a particular setting to initiate display of the corresponding setting choices.

In some embodiments, the settings in FIG. **19**J are incorporated into settings **412** (FIG. **4**B) and settings icon **3520** need not be displayed in the email application **140** (e.g., FIG. **19**G).

FIGS. **20**A-**20**G illustrate exemplary user interfaces for a browser in accordance with some embodiments.

In some embodiments, user interfaces **3900**A-**3900**G (FIGS. **20**A-**20**G) include the following elements, or a subset or superset thereof:

402, **404**, and **406**, as described above;

Previous page icon **3902** that when activated (e.g., by a finger tap on the icon) initiates display of the previous web page;

Web page name **3904**;

Next page icon **3906** that when activated (e.g., by a finger tap on the icon) initiates display of the next web page;

URL (Uniform Resource Locator) entry box **3908** for inputting URLs of web pages;

Refresh icon **3910** that when activated (e.g., by a finger tap on the icon) initiates a refresh of the web page;

Web page **3912** or other structured document, which is made of blocks **3914** of text content and other graphics (e.g., images and inline multimedia);

Settings icon **3916** that when activated (e.g., by a finger tap on the icon) initiates display of a settings menu for the browser;

Bookmarks icon **3918** that when activated (e.g., by a finger tap on the icon) initiates display of a bookmarks list or menu for the browser;

Add bookmark icon **3920** that when activated (e.g., by a finger tap on the icon) initiates display of a UI for adding bookmarks;

New window icon **3922** that when activated (e.g., by a finger tap on the icon) initiates display of a UI for adding new windows to the browser;

Vertical bar **3962** (FIGS. **20**F and **20**G), analogous to the vertical bars described above, for the web page **3912** or other structured document that helps a user understand what portion of the web page **3912** or other structured document is being displayed;

Horizontal bar **3964** (FIGS. **20**F and **20**G), analogous to the horizontal bars described above, for the web page **3912** or other structured document that helps a user understand what portion of the web page **3912** or other structured document is being displayed;

In some embodiments, in response to a predefined gesture by the user on a block **3914** (e.g., a single tap gesture or a double tap gesture), the block is enlarged and centered (or substantially centered) in the web page display. For example, in response to a single tap gesture **3923** on block **3914-5**, block **3914-5** may be enlarged and centered in the display, as shown in UI **3900**C, FIG. **20**C. In some embodiments, the width of the block is scaled to fill the touch screen display. In some embodiments, the width of the block is scaled to fill the touch screen display with a predefined amount of padding along the sides of the display. In some embodiments, a zooming animation of the block is displayed during enlargement of the block. Similarly, in response to a single tap gesture **3925** on block **3914-2**, block **3914-2** may be enlarged with a zooming animation and two-dimensionally scrolled to the center of the display (not shown).

In some embodiments, the device analyzes the render tree of the web page **3912** to determine the blocks **3914** in the web page. In some embodiments, a block **3914** corresponds to a render node that is: replaced; a block; an inline block; or an inline table.

In some embodiments, in response to the same predefined gesture by the user on a block **3914** (e.g., a single tap gesture or a double tap gesture) that is already enlarged and centered, the enlargement and/or centering is substantially or completely reversed. For example, in response to a single tap gesture **3929** (FIG. **20**C) on block **3914-5**, the web page image may zoom out and return to UI **3900**A, FIG. **20**A.

In some embodiments, in response to a predefined gesture (e.g., a single tap gesture or a double tap gesture) by the user on a block **3914** that is already enlarged but not centered, the

block is centered (or substantially centered) in the web page display. For example, in response to a single tap gesture **3927** (FIG. **20**C) on block **3914-4**, block **3914-4** may be centered (or substantially centered) in the web page display. Similarly, in response to a single tap gesture **3935** (FIG. **20**C) on block **3914-6**, block **3914-6** may be centered (or substantially centered) in the web page display. Thus, for a web page display that is already enlarged, in response to a predefined gesture, the device may display in an intuitive manner a series of blocks that the user wants to view. This same gesture may initiate different actions in different contexts (e.g., (1) zooming and/or enlarging in combination with scrolling when the web page is reduced in size, UI **3900**A and (2) reversing the enlargement and/or centering if the block is already centered and enlarged).

In some embodiments, in response to a multi-touch **3931** and **3933** de-pinching gesture by the user (FIG. **20**C), the web page may be enlarged. Conversely, in response to a multi-touch pinching gesture by the user, the web page may be reduced.

In some embodiments, in response to a substantially vertical upward (or downward) swipe gesture by the user, the web page (or, more generally, other electronic documents) may scroll one-dimensionally upward (or downward) in the vertical direction. For example, in response to an upward swipe gesture **3937** by the user that is within a predetermined angle (e.g., 27°) of being perfectly vertical, the web page may scroll one-dimensionally upward in the vertical direction.

Conversely, in some embodiments, in response to a swipe gesture that is not within a predetermined angle (e.g., 27°) of being perfectly vertical, the web page may scroll two-dimensionally (i.e., with simultaneous movement in both the vertical and horizontal directions). For example, in response to an upward swipe gesture **3939** (FIG. **20**C) by the user that is not within a predetermined angle (e.g., 27°) of being perfectly vertical, the web page may scroll two-dimensionally along the direction of the swipe **3939**.

In some embodiments, in response to a multi-touch **3941** and **3943** rotation gesture by the user (FIG. **20**C), the web page may be rotated exactly 90° (UI **3900**D, FIG. **20**D) for landscape viewing, even if the amount of rotation in the multi-touch **3941** and **3943** rotation gesture is substantially different from 90°. Similarly, in response to a multi-touch **3945** and **3947** rotation gesture by the user (UI **3900**D, FIG. **20**D), the web page may be rotated exactly 90° for portrait viewing, even if the amount of rotation in the multi-touch **3945** and **3947** rotation gesture is substantially different from 90°.

Thus, in response to imprecise gestures by the user, precise movements of graphics occur. The device behaves in the manner desired by the user despite inaccurate input by the user. Also, note that the gestures described for UI **3900**C, which has a portrait view, are also applicable to UIs with a landscape view (e.g., UI **3900**D, FIG. **20**D) so that the user can choose whichever view the user prefers for web browsing.

In some embodiments, a portable electronic device with a touch screen display (e.g., device **100**) displays at least a portion of a structured electronic document on the touch screen display. The structured electronic document comprises a plurality of boxes of content (e.g., blocks **3914**, FIG. **20**A).

In some embodiments, the plurality of boxes are defined by a style sheet language. In some embodiments, the style sheet language is a cascading style sheet language. In some embodiments, the structured electronic document is a web page (e.g., web page **3912**, FIG. **20**A). In some embodiments, the structured electronic document is an HTML or XML document.

In some embodiments, displaying at least a portion of the structured electronic document comprises scaling the document width to fit within the touch screen display width independent of the document length.

In some embodiments, the touch screen display is rectangular with a short axis and a long axis; the display width corresponds to the short axis when the structured electronic document is seen in portrait view (e.g., FIG. **20**C); and the display width corresponds to the long axis when the structured electronic document is seen in landscape view (e.g., FIG. **20**D).

In some embodiments, prior to displaying at least a portion of a structured electronic document, borders, margins, and/or paddings are determined for the plurality of boxes and adjusted for display on the touch screen display. In some embodiments, all boxes in the plurality of boxes are adjusted. In some embodiments, just the first box is adjusted. In some embodiments, just the first box and boxes adjacent to the first box are adjusted.

A first gesture is detected at a location on the displayed portion of the structured electronic document (e.g., gesture **3923**, FIG. **20**A). In some embodiments, the first gesture is a finger gesture. In some embodiments, the first gesture is a stylus gesture.

In some embodiments, the first gesture is a tap gesture. In some embodiments, the first gesture is a double tap with a single finger, a double tap with two fingers, a single tap with a single finger, or a single tap with two fingers.

A first box (e.g., Block **5 3914-5**, FIG. **20**A) in the plurality of boxes is determined at the location of the first gesture. In some embodiments, the structured electronic document has an associated render tree with a plurality of nodes and determining the first box at the location of the first gesture comprises: traversing down the render tree to determine a first node in the plurality of nodes that corresponds to the detected location of the first gesture; traversing up the render tree from the first node to a closest parent node that contains a logical grouping of content; and identifying content corresponding to the closest parent node as the first box. In some embodiments, the logical grouping of content comprises a paragraph, an image, a plugin object, or a table. In some embodiments, the closest parent node is a replaced inline, a block, an inline block, or an inline table.

The first box is enlarged and substantially centered on the touch screen display (e.g., Block **5 3914-5**, FIG. **20**C). In some embodiments, enlarging and substantially centering comprises simultaneously zooming and translating the first box on the touch screen display. In some embodiments, enlarging comprises expanding the first box so that the width of the first box is substantially the same as the width of the touch screen display.

In some embodiments, text in the enlarged first box is resized to meet or exceed a predetermined minimum text size on the touch screen display. In some embodiments, the text resizing comprises: determining a scale factor by which the first box will be enlarged; dividing the predetermined minimum text size on the touch screen display by the scaling factor to determine a minimum text size for text in the first box; and if a text size for text in the first box is less than the determined minimum text size, increasing the text size for text in the first box to at least the determined minimum text size. In some embodiments, the first box has a width; the display has a display width; and the scale factor is the display width divided by the width of the first box prior to enlarging. In some embodiments, the resizing occurs during the enlarging. In some embodiments, the resizing occurs after the enlarging.

In some embodiments, text in the structured electronic document is resized to meet or exceed a predetermined minimum text size on the touch screen display. In some embodiments, the text resizing comprises: determining a scale factor by which the first box will be enlarged; dividing the predetermined minimum text size on the touch screen display by the scaling factor to determine a minimum text size for text in the structured electronic document; and if a text size for text in the structured electronic document is less than the determined minimum text size, increasing the text size for text in the structured electronic document to at least the determined minimum text size. In some embodiments, the text resizing comprises: identifying boxes containing text in the plurality of boxes; determining a scale factor by which the first box will be enlarged; dividing the predetermined minimum text size on the touch screen display by the scaling factor to determine a minimum text size for text in the structured electronic document; and for each identified box containing text, if a text size for text in the identified box is less than the determined minimum text size, increasing the text size for text in the identified box to at least the determined minimum text size and adjusting the size of the identified box.

In some embodiments, a second gesture (e.g., gesture **3929**, FIG. **20**C) is detected on the enlarged first box. In response to detecting the second gesture, the displayed portion of the structured electronic document is reduced in size. In some embodiments, the first box returns to its size prior to being enlarged.

In some embodiments, the second gesture and the first gesture are the same type of gesture. In some embodiments, the second gesture is a finger gesture. In some embodiments, the second gesture is a stylus gesture.

In some embodiments, the second gesture is a tap gesture. In some embodiments, the second gesture is a double tap with a single finger, a double tap with two fingers, a single tap with a single finger, or a single tap with two fingers.

In some embodiments, while the first box is enlarged, a third gesture (e.g., gesture **3927** or gesture **3935**, FIG. **20**C) is detected on a second box other than the first box. In response to detecting the third gesture, the second box is substantially centered on the touch screen display. In some embodiments, the third gesture and the first gesture are the same type of gesture. In some embodiments, the third gesture is a finger gesture. In some embodiments, the third gesture is a stylus gesture.

In some embodiments, the third gesture is a tap gesture. In some embodiments, the third gesture is a double tap with a single finger, a double tap with two fingers, a single tap with a single finger, or a single tap with two fingers.

In some embodiments, a swipe gesture (e.g., gesture **3937** or gesture **3939**, FIG. **20**C) is detected on the touch screen display. In response to detecting the swipe gesture, the displayed portion of the structured electronic document is translated on the touch screen display. In some embodiments, the translating comprises vertical, horizontal, or diagonal movement of the structured electronic document on the touch screen display. In some embodiments, the swipe gesture is a finger gesture. In some embodiments, the swipe gesture is a stylus gesture.

In some embodiments, a fifth gesture (e.g., multi-touch gesture **3941**/**3943**, FIG. **20**C) is detected on the touch screen display. In response to detecting the fifth gesture, the displayed portion of the structured electronic document is rotated on the touch screen display by 90°. In some embodiments, the fifth gesture is a finger gesture. In some embodiments, the fifth gesture is a multifinger gesture. In some embodiments, the fifth gesture is a twisting multifinger gesture.

In some embodiments, a change in orientation of the device is detected. In response to detecting the change in orientation of the device, the displayed portion of the structured electronic document is rotated on the touch screen display by 90°.

In some embodiments, a multi-finger de-pinch gesture (e.g., multi-touch gesture **3931**/**3933**, FIG. **20**C) is detected on the touch screen display. In response to detecting the multi-finger de-pinch gesture, a portion of the displayed portion of the structured electronic document is enlarged on the touch screen display in accordance with a position of the multi-finger de-pinch gesture and an amount of finger movement in the multi-finger de-pinch gesture.

A graphical user interface (e.g., UI **3900**A, FIG. **20**A) on a portable electronic device with a touch screen display comprises at least a portion of a structured electronic document (e.g., web page **3912**, FIG. **20**A). The structured electronic document comprises a plurality of boxes of content (e.g., blocks **3914**, FIG. **20**A). In response to detecting a first gesture (e.g., gesture **3923**, FIG. **20**A) at a location on the portion of the structured electronic document, a first box (e.g., Block **5 3914-5**, FIG. **20**A) in the plurality of boxes at the location of the first gesture is determined and the first box is enlarged and substantially centered on the touch screen display (e.g., Block **5 3914-5**, FIG. **20**C).

In some embodiments, in response to a tap or other predefined user gesture on URL entry box **3908**, the touch screen displays an enlarged entry box **3926** and a keyboard **616** (e.g., UI **3900**B, FIG. **20**B in portrait viewing and UI **3900**E, FIG. **20**E in landscape viewing). In some embodiments, the touch screen also displays:

- Contextual clear icon **3928** that when activated (e.g., by a finger tap on the icon) initiates deletion of all text in entry box **3926**;
- a search icon **3930** that when activated (e.g., by a finger tap on the icon) initiates an Internet search using the search terms input in box **3926**; and
- Go to URL icon **3932** that when activated (e.g., by a finger tap on the icon) initiates acquisition of the web page with the URL input in box **3926**;

Thus, the same entry box **3926** may be used for inputting both search terms and URLs. In some embodiments, whether or not clear icon **3928** is displayed depends on the context.

FIGS. **21**A-**21**I illustrate exemplary user interfaces for a music and video player **152** in accordance with some embodiments.

In some embodiments, icons for major content categories (e.g., playlists **4308**, artists **4310**, songs **4312**, and video **4314**) are displayed in a first area of the display (e.g., **4340**, FIG. **21**A). In some embodiments, the first area also includes an icon (e.g., more icon **4316**) that when activated (e.g., by a finger tap on the icon) leads to additional content categories (e.g., albums, audiobooks, compilations, composers, genres, and podcasts in FIG. **43**J).

In some embodiments, the player **152** includes a now playing icon **4302** that when activated (e.g., by a finger tap on the icon) takes the user directly to a UI displaying information about the currently playing music (not shown).

In some embodiments, in response to a series of gestures (e.g., finger taps) by the user, the device displays a series of content categories and sub-categories. For example, if the user activates selection icon **4306** (e.g., by a finger tap on the icon) or, in some embodiments, taps anywhere in the Top **25**

row **4318**, the UI changes from a display of playlist categories (UI **4300**A, FIG. **41**A) to a display of the Top **25** sub-category (UI **4300**B, FIG. **21**B).

If just a portion of a category or sub-category is displayed, a vertical bar, analogous to the vertical bars described above, is displayed on top of the category/sub-category that helps a user understand what portion of the category/sub-category is being displayed (e.g., vertical bar **4320**, FIG. **21**B). In some embodiments, a user can scroll through the list of items in the category/sub-category by applying a vertical or substantially vertical swipe gesture **4322** to the area displaying the list. In some embodiments, a vertically downward gesture scrolls the list downward and a vertically upward gesture scrolls the list upward.

In some embodiments, if the user scrolls to the top of the list and then continues to apply a scrolling gesture (e.g., **4324**, FIG. **21**C), background **4326-1** appears and the vertical bar **4320-1** may start to reduce in length to indicate to the user that the top of the list has been reached. When the user's finger breaks contact with the touch screen display, the list may move back to the top of the display and the background **4326-1** shrinks to nothing. Similarly, if the user scrolls to the bottom of the list and then continues to apply a scrolling gesture (e.g., **4328**, FIG. **21**D), background **4326-2** appears and the vertical bar **4320-2** may start to reduce in length to indicate to the user that the bottom of the list has been reached. When the user's finger breaks contact with the touch screen display, the list may move back to the bottom of the display and the background **4326-2** shrinks to nothing. This "rubber band-like" behavior at the terminus of lists may be applied to many other types of lists and documents that have vertical scrolling. Similar behavior may be applied to all of the edges of documents that can be translated in two dimensions (e.g., web pages, word processing documents, and photographs and other images). Additional description of this "rubber band-like" scrolling and translation behavior can be found in U.S. Patent Application No. 60/883,801, "List Scrolling And Document Translation On A Touch-Screen Display," filed Jan. 7, 2007, the content of which is hereby incorporated by reference in its entirety.

In some embodiments, if the user activates artists icon **4310** (e.g., by a finger tap on the icon), the artists category will be displayed (FIG. **21**E). In some embodiments, such as when the artists list is arranged alphabetically, an index item/symbol (e.g., the letter A **4330-1**) may remain adjacent to a respective information item subset (e.g., artists **4332** whose name begins with the letter A). When scrolling up through the list of information items (e.g., in response to an upward swipe on the touch sensitive display by the user), the index item/symbol may move to the upper edge of a window (e.g., window **4336**, FIG. **21**F). As the scrolling continues (e.g., in response to gesture **4334**, FIG. **21**F), the index item/symbol may remain there until the end of the respective information item subset is reached, at which time the index item/symbol may be replaced with a subsequent index item/symbol (e.g., the letter B **4330-2**). An analogous scrolling effect is shown for the Movies **4330-3** and Music Videos **4330-4** index items in UI **4300**H and UI **43001** (FIGS. **21**H and **21**I). Additional description of such scrolling is described in U.S. patent application Ser. No. 11/322,547, "Scrolling List With Floating Adjacent Index Symbols," filed Dec. 23, 2005; Ser. No. 11/322,551, "Continuous Scrolling List With Acceleration," filed Dec. 23, 2005; and Ser. No. 11/322,553, "List Scrolling In Response To Moving Contact Over List Of Index Symbols," filed Dec. 23, 2005, which are hereby incorporated by reference in their entirety.

In some embodiments, if the user activates songs icon **4312** (e.g., by a finger tap on the icon), the songs category will be displayed (FIG. **21**G).

In some embodiments, if the user activates videos icon **4314** (e.g., by a finger tap on the icon), the video category will be displayed (FIG. **21**H).

FIGS. **22**A-**22**E illustrate exemplary user interfaces for a calendar in accordance with some embodiments. Additional description of calendars can be found in U.S. Patent Application No. 60/883,820, "System And Method For Viewing And Managing Calendar Entries," filed Jan. 7, 2007, the content of which is hereby incorporated by reference in its entirety.

In some embodiments, vertical and horizontal bars help a user understand what portion of a list or document is being displayed.

FIG. **23**A is a flow diagram illustrating a process **2300** of displaying a portion of a list of items in accordance with some embodiments. A portable multifunction device displays (**2302**) a portion of a list of items on a touch screen display. The displayed portion of the list has a vertical position in the list.

In some embodiments, the list of items is a list of contacts (e.g. FIG. **7**A), a list of instant message conversations (e.g. FIG. **5**), a list of instant messages (e.g. FIG. **6**A), a list of photo albums (e.g. FIG. **11**B), a list of audio content (e.g., FIG. **21**B), a list of video content (e.g. FIG. **14**C), a list of calendar entries (e.g. FIG. **22**C), a list of recent calls (e.g. FIG. **15**B), a list of mailboxes (e.g. FIG. **17**), a list of emails (e.g. FIG. **19**A), a list of settings (e.g., FIG. **19**J), or a list of voicemail messages (e.g. FIG. **16**C).

An object is detected (**2304**) on or near the displayed portion of the list. In some embodiments, the object is a finger.

In response to detecting the object on or near the displayed portion of the list, a vertical bar is displayed (**2306**) on top of the displayed portion of the list. See, for example, vertical bar **640** in FIG. **6**G, and vertical bar **1314** in FIG. **11**A. The vertical bar has a vertical position on top of the displayed portion of the list that corresponds to the vertical position in the list of the displayed portion of the list. In some embodiments, the vertical bar has a vertical length that corresponds to the portion of the list being displayed. In some embodiments, the vertical bar is located on the right hand side of the displayed portion of the list. In some embodiments, the vertical bar is translucent or transparent. The vertical bar has a major axis and a portion of the list along the major axis of the vertical bar is not covered by the vertical bar.

In some embodiments, a movement of the object is detected (**2308**) on or near the displayed portion of the list. In some embodiments, the movement of the object is on the touch screen display. In some embodiments, the movement is a substantially vertical movement.

In response to detecting the movement, the list of items displayed on the touch screen display is scrolled (**2310**) so that a new portion of the list is displayed and the vertical position of the vertical bar is moved to a new position such that the new position corresponds to the vertical position in the list of the displayed new portion of the list. In some embodiments, scrolling the list has an associated speed of translation that corresponds to a speed of movement of the object. In some embodiments, scrolling the list is in accordance with a simulation of an equation of motion having friction.

After a predetermined condition is met, the display of the vertical bar is ceased (**2312**) while the displayed portion of the electronic document continues to be displayed, even though displayed portion of the electronic document has a vertical

extent less than a vertical extent of the electronic document. In some embodiments, the predetermined condition comprises ceasing to detect the object on or near the touch screen display (**2314**). In some embodiments, the predetermined condition comprises ceasing to detect the object on or near the touch screen display for a predetermined time period (**2316**). In some embodiments, the predetermined condition comprises ceasing to detect the object on or near the displayed portion of the list (**2318**).

A graphical user interface on a portable multifunction device with a touch screen display comprises a portion of a list of items displayed on the touch screen display, wherein the displayed portion of the list has a vertical position in the list, and a vertical bar displayed on top of the portion of the list of items. In response to detecting an object on or near the displayed portion of the list, the vertical bar is displayed on top of the portion of the list of items. The vertical bar has a vertical position on top of the displayed portion of the list that corresponds to the vertical position in the list of the displayed portion of the list. After a predetermined condition is met, the display of the vertical bar is ceased while the displayed portion of the electronic document continues to be displayed, wherein the displayed portion of the electronic document has a vertical extent that is less than a vertical extent of the electronic document.

FIG. **23**B is a flow diagram illustrating a process **2330** of displaying a portion of an electronic document in accordance with some embodiments. A portable multifunction device displays (**2332**) a portion of an electronic document on a touch screen display. The displayed portion of the electronic document has a vertical position in the electronic document. In some embodiments, the electronic document is a web page (e.g., FIG. **20**A). In some embodiments, the electronic document is a word processing, spreadsheet, email (e.g., FIG. **19**B), or presentation document.

An object is detected (**2334**) on or near the displayed portion of the electronic document. In some embodiments, the object is a finger.

In response to detecting the object on or near the displayed portion of the electronic document, a vertical bar is displayed (**2336**) on top of the displayed portion of the electronic document. See for example vertical bar **1222** in FIG. **10**A and vertical bar **3962** in FIG. **20**F. The vertical bar has a vertical position on top of the displayed portion of the electronic document that corresponds to the vertical position in the electronic document of the displayed portion of the electronic document. In some embodiments, the vertical bar has a vertical length that corresponds to the portion of the electronic document being displayed. In some embodiments, the vertical bar is located on the right hand side of the displayed portion of the electronic document. In some embodiments, the vertical bar is translucent or transparent. The vertical bar has a major axis and a portion of the electronic document along the major axis of the vertical bar is not covered by the vertical bar (see, for example, vertical bar **1222** in FIG. **10**, and vertical bar **3962** in FIG. **20**H).

In some embodiments, a movement of the object is detected (**2338**) on or near the displayed portion of the electronic document. In some embodiments, the movement of the object is on the touch screen display. In some embodiments, the movement is a substantially vertical movement.

In response to detecting the movement, the electronic document displayed on the touch screen display is scrolled (**2340**) so that a new portion of the electronic document is displayed, and the vertical position of the vertical bar is moved to a new position such that the new position corresponds to the vertical position in the electronic document of the displayed new portion of the electronic document. In some embodiments, scrolling the electronic document has an associated speed of translation that corresponds to a speed of movement of the object. In some embodiments, scrolling the electronic document is in accordance with a simulation of an equation of motion having friction.

After a predetermined condition is met, the display of the vertical bar is ceased (**2342**). In some embodiments, the predetermined condition comprises ceasing to detect the object on or near the touch screen display (**2344**). In some embodiments, the predetermined condition comprises ceasing to detect the object on or near the touch screen display for a predetermined time period (**2346**). In some embodiments, the predetermined condition comprises ceasing to detect the object on or near the displayed portion of the electronic document (**2348**) while the displayed portion of the electronic document continues to be displayed, wherein the displayed portion of the electronic document has a vertical extent that is less than a vertical extent of the electronic document.

A graphical user interface on a portable multifunction device with a touch screen display comprises a portion of an electronic document displayed on the touch screen display, wherein the displayed portion of the electronic document has a vertical position in the electronic document, and a vertical bar displayed on top of the portion of the electronic document. In response to detecting an object on or near the displayed portion of the electronic document, the vertical bar is displayed on top of the portion of the electronic document. The vertical bar has a vertical position on top of the displayed portion of the electronic document that corresponds to the vertical position in the electronic document of the displayed portion of the electronic document. After a predetermined condition is met, the display of the vertical bar is ceased while the displayed portion of the electronic document continues to be displayed, wherein the displayed portion of the electronic document has a vertical extent that is less than a vertical extent of the electronic document.

FIG. **23**C is a flow diagram illustrating a process **2360** of displaying a portion of an electronic document in accordance with some embodiments. A portable multifunction device displays (**2362**) a portion of an electronic document on a touch screen display. The displayed portion of the electronic document has a vertical position in the electronic document and a horizontal position in the electronic document. In some embodiments, the electronic document is a web page (e.g., FIG. **20**A). In some embodiments, the electronic document is a word processing, spreadsheet, email (e.g., FIG. **19**B), or presentation document.

An object is detected (**2364**) on or near the displayed portion of the electronic document. In some embodiments, the object is a finger.

In response to detecting the object on or near the displayed portion of the electronic document, a vertical bar and a horizontal bar are displayed (**2366**) on top of the displayed portion of the electronic document. See for example vertical bar **3962** and horizontal bar **3964** in FIG. **20**H. In some embodiments, the vertical bar is located on the right hand side of the displayed portion of the electronic document and the horizontal bar is located on the bottom side of the displayed portion of the electronic document. In some embodiments, the vertical bar and the horizontal bar are translucent or transparent.

The vertical bar has a vertical position on top of the displayed portion of the electronic document that corresponds to the vertical position in the electronic document of the displayed portion of the electronic document. In some embodiments, the vertical bar has a vertical length that corresponds to the vertical portion of the electronic document being dis-

played. In some embodiments, the vertical bar has a major axis and a portion of the electronic document along the major axis of the vertical bar is not covered by the vertical bar.

The horizontal bar has a horizontal position on top of the displayed portion of the electronic document that corresponds to the horizontal position in the electronic document of the displayed portion of the electronic document. In some embodiments, the horizontal bar has a horizontal length that corresponds to the horizontal portion of the electronic document being displayed. In some embodiments, the horizontal bar has a major axis, substantially perpendicular to the major axis of the vertical bar, and a portion of the electronic document along the major axis of the horizontal bar is not covered by the horizontal bar.

In some embodiments, a movement of the object is detected (**2368**) on or near the displayed portion of the electronic document. In some embodiments, the movement of the object is on the touch screen display.

In response to detecting the movement, the electronic document displayed on the touch screen display is translated (**2370**) so that a new portion of the electronic document is displayed. In some embodiments, the electronic document is translated in a vertical direction, a horizontal direction, or a diagonal direction. In some embodiments, the electronic document is translated in accordance with the movement of the object. In some embodiments, translating the electronic document has an associated speed of translation that corresponds to a speed of movement of the object. In some embodiments, translating the electronic document is in accordance with a simulation of an equation of motion having friction.

In response to detecting the movement, the vertical position of the vertical bar is moved to a new vertical position such that the new vertical position corresponds to the vertical position in the electronic document of the displayed new portion of the electronic document.

In response to detecting the movement, the horizontal position of the horizontal bar is moved to a new horizontal position such that the new horizontal position corresponds to the horizontal position in the electronic document of the displayed new portion of the electronic document.

After a predetermined condition is met, the display of the vertical bar and the horizontal bar is ceased (**2372**) while the displayed portion of the electronic document continues to be displayed, wherein the displayed portion of the electronic document has a vertical extent and a horizontal extent that are less than a vertical extent and horizontal extent of the electronic document, respectively. In some embodiments, the predetermined condition comprises ceasing to detect the object on or near the touch screen display (**2374**). In some embodiments, the predetermined condition comprises ceasing to detect the object on or near the touch screen display for a predetermined time period (**2376**). In some embodiments, the predetermined condition comprises ceasing to detect the object on or near the displayed portion of the electronic document (**2378**).

A graphical user interface on a portable multifunction device with a touch screen display comprises a portion of an electronic document displayed on the touch screen display. The displayed portion of the electronic document has a vertical position in the electronic document and a horizontal position in the electronic document. The GUI also comprises a vertical bar displayed on top of the portion of the electronic document, and a horizontal bar displayed on top of the portion of the electronic document. In response to detecting an object on or near the displayed portion of the electronic document, the vertical bar and the horizontal bar are displayed on top of the portion of the electronic document. The vertical bar has a vertical position on top of the displayed portion of the electronic document that corresponds to the vertical position in the electronic document of the displayed portion of the electronic document. The horizontal bar has a horizontal position on top of the displayed portion of the electronic document that corresponds to the horizontal position in the electronic document of the displayed portion of the electronic document. After a predetermined condition is met, the display of the vertical bar and the horizontal bar is ceased while the displayed portion of the electronic document continues to be displayed, wherein the displayed portion of the electronic document has a vertical extent and a horizontal extent that are less than a vertical extent and horizontal extent of the electronic document, respectively.

Vertical and horizontal bars may have, without limitation, a rectangular cross section, a rectangular cross section with rounded corners, or a racetrack oval cross section with two opposing flat sides and two opposing rounded sides.

In some embodiments, the vertical and/or horizontal bars appear for a predetermined period of time (e.g., 1-2 seconds) when an electronic document or list of items is first displayed, even if no object is detected on or near the electronic document or list of items. This initial display of the vertical and/or horizontal bars signals to the user that the electronic document or list of items is scrollable.

In some embodiments, the vertical and/or horizontal bars appear for a predetermined period of time (e.g., 1-2 seconds) when only a portion of an electronic document or list of items is first displayed, even if no object is detected on or near the electronic document or list of items. This initial display of the vertical and/or horizontal bars signals to the user that the electronic document or list of items is scrollable and that only a portion of the electronic document or list of items is being displayed.

As described above, the vertical and/or horizontal bars provide portable multifunction devices with more transparent and intuitive user interfaces for navigating portions of electronic documents and/or lists of items that are easy to use. In addition, the vertical and/or horizontal bars do not reduce the screen area available for the display of documents, lists, and other content.

The foregoing description, for purpose of explanation, has been described with reference to specific embodiments. However, the illustrative discussions above are not intended to be exhaustive or to limit the invention to the precise forms disclosed. Many modifications and variations are possible in view of the above teachings. The embodiments were chosen and described in order to best explain the principles of the invention and its practical applications, to thereby enable others skilled in the art to best utilize the invention and various embodiments with various modifications as are suited to the particular use contemplated.

What is claimed is:

1. A method, comprising:

at a portable multifunction device with a touch screen display:

displaying a portion of an electronic document on the touch screen display, wherein the displayed portion of the electronic document has a vertical position in the electronic document and a horizontal position in the electronic document, and wherein the displayed portion of the electronic document comprises a vertical portion of the electronic document and a horizontal portion of the electronic document;

displaying a vertical bar and a horizontal bar on top of the displayed portion of the electronic document, wherein:

the vertical bar has a vertical position on top of the displayed portion of the electronic document that corresponds to the vertical position in the electronic document of the displayed portion of the electronic document;

the vertical bar has a vertical length that corresponds to the vertical portion of the electronic document being displayed;

the horizontal bar has a horizontal position on top of the displayed portion of the electronic document that corresponds to the horizontal position in the electronic document of the displayed portion of the electronic document; and

the horizontal bar has a horizontal length that corresponds to the horizontal portion of the electronic document being displayed;

detecting a movement of an object in a direction on the displayed portion of the electronic document;

in response to detecting the movement:

translating the electronic document displayed on the touch screen display in the direction of movement of the object so that a new portion of the electronic document is displayed,

moving the vertical position of the vertical bar to a new vertical position such that the new vertical position corresponds to the vertical position in the electronic document of the displayed new portion of the electronic document, and

moving the horizontal position of the horizontal bar to a new horizontal position such that the new horizontal position corresponds to the horizontal position in the electronic document of the displayed new portion of the electronic document;

continuing to detect downward movement of the object after the electronic document has been translated to a top of the electronic document;

in response to continuing to detect downward movement of the object after the electronic document has been translated to the top of the electronic document, reducing the length of the vertical bar;

in response to a predetermined condition being met, ceasing to display the vertical bar and the horizontal bar while continuing to display the new portion of the electronic document, wherein the displayed new portion of the electronic document has a vertical extent and horizontal extent that are less than a vertical extent and horizontal extent of the electronic document, respectively; and

when the portion of the electronic document is initially displayed:

displaying the vertical bar and the horizontal bar for a predetermined time period even if no object is detected on or near the electronic document, and

ceasing to display the vertical bar and the horizontal bar immediately following the predetermined time period.

2. A method, comprising:

at a portable multifunction device with a touch screen display:

displaying a portion of an electronic document on the touch screen display, wherein the displayed portion of the electronic document has a vertical position in the electronic document and a horizontal position in the electronic document;

displaying a vertical bar and a horizontal bar on top of the displayed portion of the electronic document, wherein:

the vertical bar has a vertical position on top of the displayed portion of the electronic document that corresponds to the vertical position in the electronic document of the displayed portion of the electronic document; and

the horizontal bar has a horizontal position on top of the displayed portion of the electronic document that corresponds to the horizontal position in the electronic document of the displayed portion of the electronic document;

detecting a movement of an object in a direction on or near the displayed portion of the electronic document;

in response to detecting the movement:

translating the electronic document displayed on the touch screen display in the direction of movement of the object so that a new portion of the electronic document is displayed,

moving the vertical position of the vertical bar to a new vertical position such that the new vertical position corresponds to the vertical position in the electronic document of the displayed new portion of the electronic document, and

moving the horizontal position of the horizontal bar to a new horizontal position such that the new horizontal position corresponds to the horizontal position in the electronic document of the displayed new portion of the electronic document;

continuing to detect downward movement of the object after the electronic document has been translated to a top of the electronic document;

in response to continuing to detect downward movement of the object after the electronic document has been translated to the top of the electronic document, reducing the length of the vertical bar;

in response to a predetermined condition being met, ceasing to display the vertical bar and the horizontal bar while continuing to display the displayed portion of the electronic document, wherein the displayed portion of the electronic document has a vertical extent and horizontal extent that are less than a vertical extent and horizontal extent of the electronic document, respectively; and

when the portion of the electronic document is initially displayed:

displaying the vertical bar and the horizontal bar for a predetermined time period even if no object is detected on or near the electronic document, and

ceasing to display the vertical bar and the horizontal bar immediately following the predetermined time period.

3. The method of claim **2**, wherein the predetermined condition comprises ceasing to detect the object on or near the touch screen display.

4. The method of claim **2**, wherein the predetermined condition comprises ceasing to detect the object on or near the touch screen display for a predetermined time period.

5. The method of claim **2**, wherein the predetermined condition comprises ceasing to detect the object on or near the displayed portion of the electronic document.

6. The method of claim **2**, wherein

the vertical bar has a vertical length that corresponds to the vertical portion of the electronic document being displayed; and

the horizontal bar has a horizontal length that corresponds to the horizontal portion of the electronic document being displayed.

7. The method of claim **2**, wherein the electronic document is a web page.

8. The method of claim **2**, wherein the electronic document is a word processing, spreadsheet, email or presentation document.

9. The method of claim **2**, wherein the object is a finger.

10. The method of claim **2**, wherein the vertical bar is located on the right hand side of the displayed portion of the electronic document and the horizontal bar is located on the bottom side of the displayed portion of the electronic document.

11. The method of claim **2**, wherein the vertical bar and the horizontal bar are translucent or transparent.

12. The method of claim **2**, wherein the movement of the object is on the touch screen display.

13. The method of claim **2**, wherein the electronic document is translated in a vertical direction, a horizontal direction, or a diagonal direction.

14. The method of claim **2**, wherein translating the electronic document has an associated speed of translation that corresponds to a speed of movement of the object.

15. The method of claim **2**, wherein translating the electronic document is in accordance with a simulation of an equation of motion having friction.

16. The method of claim **2**, wherein the vertical bar has a major axis and a portion of the electronic document along the major axis of the vertical bar is not covered by the vertical bar, and wherein the horizontal bar has a major axis, substantially perpendicular to the major axis of the vertical bar, and a portion of the electronic document along the major axis of the horizontal bar is not covered by the horizontal bar.

17. A graphical user interface on a portable multifunction device with a touch screen display, a memory, and one or more processors to execute one or more programs stored in the memory, the graphical user interface comprising:

a portion of an electronic document displayed on the touch screen display, wherein the displayed portion of the electronic document has a vertical position in the electronic document and a horizontal position in the electronic document;

a vertical bar displayed on top of the portion of the electronic document; and

a horizontal bar displayed on top of the portion of the electronic document;

wherein:

the vertical bar has a vertical position on top of the displayed portion of the electronic document that corresponds to the vertical position in the electronic document of the displayed portion of the electronic document;

the horizontal bar has a horizontal position on top of the displayed portion of the electronic document that corresponds to the horizontal position in the electronic document of the displayed portion of the electronic document;

in response to detecting a movement of an object in a direction on or near the displayed portion of the electronic document:

the electronic document displayed on the touch screen display is translated in the direction of movement of the object so that a new portion of the electronic document is displayed,

the vertical position of the vertical bar is moved to a new vertical position such that the new vertical position corresponds to the vertical position in the electronic document of the displayed new portion of the electronic document, and

the horizontal position of the horizontal bar is moved to a new horizontal position such that the new horizontal position corresponds to the horizontal position in the electronic document of the displayed new portion of the electronic document;

downward movement of the object after the electronic document has been translated to a top of the electronic document continues to be detected;

the length of the vertical bar is reduced in response to continuing to detect downward movement of the object after the electronic document has been translated to the top of the electronic document;

in response to a predetermined condition being met, the display of the vertical bar and the horizontal bar is ceased while the displayed portion of the electronic document continues to be displayed, wherein the displayed portion of the electronic document has a vertical extent and horizontal extent that are less than a vertical extent and horizontal extent of the electronic document, respectively; and

when the portion of the electronic document is initially displayed:

the vertical bar and the horizontal bar are displayed for a predetermined time period even if no object is detected on or near the electronic document, and

the vertical bar and the horizontal bar cease to be displayed immediately following the predetermined time period.

18. The graphical user interface of claim **17**, wherein

the vertical bar has a vertical length that corresponds to the vertical portion of the electronic document being displayed; and

the horizontal bar has a horizontal length that corresponds to the horizontal portion of the electronic document being displayed.

19. A portable multifunction device, comprising:

a touch screen display;

one or more processors;

memory; and

one or more programs, wherein the one or more programs are stored in the memory and configured to be executed by the one or more processors, the one or more programs including instructions for:

displaying a portion of an electronic document on the touch screen display, wherein the displayed portion of the electronic document has a vertical position in the electronic document and a horizontal position in the electronic document;

displaying a vertical bar and a horizontal bar on top of the displayed portion of the electronic document wherein:

the vertical bar has a vertical position on top of the displayed portion of the electronic document that corresponds to the vertical position in the electronic document of the displayed portion of the electronic document; and

the horizontal bar has a horizontal position on top of the displayed portion of the electronic document that corresponds to the horizontal position in the electronic document of the displayed portion of the electronic document;

detecting a movement of an object in a direction on or near the displayed portion of the electronic document;

in response to detecting the movement:

translating the electronic document displayed on the touch screen display in the direction of movement of the object so that a new portion of the electronic document is displayed,

moving the vertical position of the vertical bar to a new vertical position such that the new vertical position corresponds to the vertical position in the electronic document of the displayed new portion of the electronic document, and

moving the horizontal position of the horizontal bar to a new horizontal position such that the new horizontal position corresponds to the horizontal position in the electronic document of the displayed new portion of the electronic document;

continuing to detect downward movement of the object after the electronic document has been translated to a top of the electronic document;

in response to continuing to detect downward movement of the object after the electronic document has been translated to the top of the electronic document, reducing the length of the vertical bar;

in response to a predetermined condition being met, ceasing to display the vertical bar and the horizontal bar while the displayed portion of the electronic document continues to be displayed, wherein the displayed portion of the electronic document has a vertical extent and horizontal extent that are less than a vertical extent and horizontal extent of the electronic document, respectively; and

when the portion of the electronic document is initially displayed:

displaying the vertical bar and the horizontal bar for a predetermined time period even if no object is detected on or near the electronic document, and

ceasing to display the vertical bar and the horizontal bar immediately following the predetermined time period.

20. The device of claim **19**, wherein the predetermined condition comprises ceasing to detect the object on or near the touch screen display.

21. The device of claim **19**, wherein the predetermined condition comprises ceasing to detect the object on or near the touch screen display for a predetermined time period.

22. The device of claim **19**, wherein the movement of the object is on the touch screen display.

23. A non-transitory computer readable storage medium storing one or more programs, the one or more programs comprising instructions, which when executed by a portable multifunction device with a touch screen display, cause the device to:

display a portion of an electronic document on the touch screen display, wherein the displayed portion of the electronic document has a vertical position in the electronic document and a horizontal position in the electronic document;

display a vertical bar and a horizontal bar on top of the displayed portion of the electronic document wherein:

the vertical bar has a vertical position on top of the displayed portion of the electronic document that corresponds to the vertical position in the electronic document of the displayed portion of the electronic document; and

the horizontal bar has a horizontal position on top of the displayed portion of the electronic document that corresponds to the horizontal position in the electronic document of the displayed portion of the electronic document;

detect a movement of an object in a direction on or near the displayed portion of the electronic document;

in response to detecting the movement:

translate the electronic document displayed on the touch screen display in the direction of movement of the object so that a new portion of the electronic document is displayed,

move the vertical position of the vertical bar to a new vertical position such that the new vertical position corresponds to the vertical position in the electronic document of the displayed new portion of the electronic document, and

move the horizontal position of the horizontal bar to a new horizontal position such that the new horizontal position corresponds to the horizontal position in the electronic document of the displayed new portion of the electronic document;

continue to detect downward movement of the object after the electronic document has been translated to a top of the electronic document;

in response to continuing to detect downward movement of the object after the electronic document has been translated to the top of the electronic document, reduce the length of the vertical bar;

in response to a predetermined condition being met, cease to display the vertical bar and the horizontal bar while the displayed portion of the electronic document continues to be displayed, wherein the displayed portion of the electronic document has a vertical extent and horizontal extent that are less than a vertical extent and horizontal extent of the electronic document, respectively; and

when the portion of the electronic document is initially displayed:

display the vertical bar and the horizontal bar for a predetermined time period even if no object is detected on or near the electronic document, and

cease to display the vertical bar and the horizontal bar immediately following the predetermined time period.

24. The computer readable storage medium of claim **23**, wherein the predetermined condition comprises ceasing to detect the object on or near the touch screen display.

25. The computer readable storage medium of claim **23**, wherein the predetermined condition comprises ceasing to detect the object on or near the touch screen display for a predetermined time period.

26. The computer readable storage medium of claim **23**, wherein the movement of the object is on the touch screen display.

27. A method, comprising:

at a portable multifunction device with a touch screen display:

displaying a portion of a list of items on the touch screen display, wherein the displayed portion of the list has a vertical position in the list;

displaying a vertical bar on top of the displayed portion of the list, wherein:

the vertical bar has a vertical position on top of the displayed portion of the list that corresponds to the vertical position in the list of the displayed portion of the list; and

the vertical bar has a vertical length that corresponds to the portion of the list being displayed;

detecting a movement of an object in a direction on the displayed portion of the list;

in response to detecting the movement:

scrolling the list of items displayed on the touch screen display in the direction of movement of the object so that a new portion of the list is displayed, the displayed new portion of the list having an associated vertical position in the list; and

moving the vertical position of the vertical bar to a new position such that the new position corresponds to the vertical position in the list of the displayed new portion of the list;

continuing to detect downward movement of the object after the list has been translated to a top of the list;

in response to continuing to detect downward movement of the object after the list has been translated to the top of the list, reducing the length of the vertical bar;

in response to a predetermined condition being met, ceasing to display the vertical bar while continuing to display the displayed portion of the list, wherein the displayed portion of the list has a vertical extent that is less than a vertical extent of the list; and

when the portion of the list is initially displayed:

displaying the vertical bar for a predetermined time period even if no object is detected on or near the list, and

ceasing to display the vertical bar immediately following the predetermined time period.

28. A method, comprising:

at a portable multifunction device with a touch screen display:

displaying a portion of a list of items on the touch screen display, wherein the displayed portion of the list has a vertical position in the list;

displaying a vertical bar on top of the displayed portion of the list, wherein the vertical bar has a vertical position on top of the displayed portion of the list that corresponds to the vertical position in the list of the displayed portion of the list;

detecting a movement of an object in a direction on or near the displayed portion of the list;

in response to detecting the movement:

scrolling the list of items displayed on the touch screen display in the direction of movement of the object so that a new portion of the list is displayed, and

moving the vertical position of the vertical bar to a new position such that the new position corresponds to the vertical position in the list of the displayed new portion of the list;

continuing to detect downward movement of the object after the list has been translated to a top of the list;

in response to continuing to detect downward movement of the object after the list has been translated to the top of the list, reducing the length of the vertical bar;

in response to a predetermined condition being met, ceasing to display the vertical bar while continuing to display the displayed portion of the list, wherein the displayed portion of the list has a vertical extent that is less than a vertical extent of the list; and

when the portion of the list is initially displayed:

displaying the vertical bar for a predetermined time period even if no object is detected on or near the list, and

ceasing to display the vertical bar immediately following the predetermined time period.

29. The method of claim **28**, wherein the predetermined condition comprises ceasing to detect the object on or near the touch screen display.

30. The method of claim **28**, wherein the predetermined condition comprises ceasing to detect the object on or near the touch screen display for a predetermined time period.

31. The method of claim **28**, wherein the predetermined condition comprises ceasing to detect the object on or near the displayed portion of the list.

32. The method of claim **28**, wherein the vertical bar has a vertical length that corresponds to the portion of the list being displayed.

33. The method of claim **28**, wherein the list of items is a list of contacts, a list of instant message conversations, a list of instant messages, a list of photo albums, a list of audio and/or video content, a list of calendar entries, a list of recent calls, a list of mailboxes, a list of emails, a list of settings, or a list of voicemail messages.

34. The method of claim **28**, wherein the object is a finger.

35. The method of claim **28**, wherein the vertical bar is located on the right hand side of the displayed portion of the list.

36. The method of claim **28**, wherein the vertical bar is translucent or transparent.

37. The method of claim **28**, wherein the movement of the object is on the touch screen display.

38. The method of claim **28**, wherein the movement is a substantially vertical movement.

39. The method of claim **28**, wherein scrolling the list has an associated speed of translation that corresponds to a speed of movement of the object.

40. The method of claim **28**, wherein scrolling the list is in accordance with a simulation of an equation of motion having friction.

41. The method of claim **28**, wherein the vertical bar has a major axis and a portion of the list of items along the major axis of the vertical bar is not covered by the vertical bar.

42. A graphical user interface on a portable multifunction device with a touch screen display, a memory, and one or more processors to execute one or more programs stored in the memory, the graphical user interface comprising:

a portion of a list of items displayed on the touch screen display, wherein the displayed portion of the list has a vertical position in the list; and

a vertical bar displayed on top of the portion of the list of items;

wherein:

the vertical bar has a vertical position on top of the displayed portion of the list that corresponds to the vertical position in the list of the displayed portion of the list;

in response to detecting a movement of an object in a direction on or near the displayed portion of the list:

the list of items displayed on the touch screen display is scrolled in the direction of movement of the object so that a new portion of the list is displayed, and

the vertical position of the vertical bar is moved to a new position such that the new position corresponds to the vertical position in the list of the displayed new portion of the list;

downward movement of the object after the list has been translated to a top of the list continues to be detected;

the length of the vertical bar is reduced in response to continuing to detect downward movement of the object after the list has been translated to the top of the list;

in response to a predetermined condition being met, the display of the vertical bar is ceased while continuing to display the displayed portion of the list, wherein the

displayed portion of the list has a vertical extent that is less than a vertical extent of the list; and

when the portion of the list is initially displayed:

the vertical bar is displayed for a predetermined time period even if no object is detected on or near the list, and

the vertical bar ceases to be displayed immediately following the predetermined time period.

43. The graphical user interface of claim **42**, wherein the vertical bar has a vertical length that corresponds to the portion of the list being displayed.

44. A portable multifunction device, comprising:

a touch screen display;

one or more processors;

memory; and

one or more programs, wherein the one or more programs are stored in the memory and configured to be executed by the one or more processors, the one or more programs including instructions for:

displaying a portion of a list of items on the touch screen display, wherein the displayed portion of the list has a vertical position in the list;

displaying a vertical bar on top of the displayed portion of the list wherein the vertical bar has a vertical position on top of the displayed portion of the list that corresponds to the vertical position in the list of the displayed portion of the list;

detecting a movement of an object in a direction on or near the displayed portion of the list;

in response to detecting the movement:

scrolling the list of items displayed on the touch screen display in the direction of movement of the object so that a new portion of the list is displayed, and

moving the vertical position of the vertical bar to a new position such that the new position corresponds to the vertical position in the list of the displayed new portion of the list;

continuing to detect downward movement of the object after the list has been translated to a top of the list;

in response to continuing to detect downward movement of the object after the list has been translated to the top of the list, reducing the length of the vertical bar;

in response to a predetermined condition being met, ceasing to display the vertical bar while continuing to display the displayed portion of the list, wherein the displayed portion of the list has a vertical extent that is less than a vertical extent of the list; and

when the portion of the list is initially displayed:

displaying the vertical bar for a predetermined time period even if no object is detected on or near the list, and

ceasing to display the vertical bar immediately following the predetermined time period.

45. The device of claim **44**, wherein the predetermined condition comprises ceasing to detect the object on or near the touch screen display.

46. The device of claim **44**, wherein the predetermined condition comprises ceasing to detect the object on or near the touch screen display for a predetermined time period.

47. The device of claim **44**, wherein the movement of the object is on the touch screen display.

48. A non-transitory computer readable storage medium storing one or more programs, the one or more programs comprising instructions, which when executed by a portable multifunction device with a touch screen display, cause the device to:

display a portion of a list of items on the touch screen display, wherein the displayed portion of the list has a vertical position in the list;

display a vertical bar on top of the displayed portion of the list wherein the vertical bar has a vertical position on top of the displayed portion of the list that corresponds to the vertical position in the list of the displayed portion of the list;

detect a movement of an object in a direction on or near the displayed portion of the list;

in response to detecting the movement:

scroll the list of items displayed on the touch screen display in the direction of movement of the object so that a new portion of the list is displayed, and

move the vertical position of the vertical bar to a new position such that the new position corresponds to the vertical position in the list of the displayed new portion of the list;

continue to detect downward movement of the object after the list has been translated to a top of the list;

in response to continuing to detect downward movement of the object after the list has been translated to the top of the list, reduce the length of the vertical bar;

in response to a predetermined condition being met, cease to display the vertical bar while continuing to display the displayed portion of the list, wherein the displayed portion of the list has a vertical extent that is less than a vertical extent of the list; and

when the portion of the list is initially displayed:

display the vertical bar for a predetermined time period even if no object is detected on or near the list, and

cease to display the vertical bar immediately following the predetermined time period.

49. The computer readable storage medium of claim **48**, wherein the predetermined condition comprises ceasing to detect the object on or near the touch screen display.

50. The computer readable storage medium of claim **48**, wherein the predetermined condition comprises ceasing to detect the object on or near the touch screen display for a predetermined time period.

51. The computer readable storage medium of claim **48**, wherein the movement of the object is on the touch screen display.

52. A method, comprising:

at a portable multifunction device with a touch screen display:

displaying a portion of an electronic document on the touch screen display, wherein the displayed portion of the electronic document has a vertical position in the electronic document;

displaying a vertical bar on top of the displayed portion of the electronic document, wherein:

the vertical bar has a vertical position on top of the displayed portion of the electronic document that corresponds to the vertical position in the electronic document of the displayed portion of the electronic document; and

the vertical bar has a vertical length that corresponds to the portion of the electronic document being displayed;

detecting a movement of an object in a direction on the displayed portion of the electronic document;

in response to detecting the movement:

scrolling the electronic document displayed on the touch screen display in the direction of movement of the object so that a new portion of the electronic document is displayed and

moving the vertical position of the vertical bar to a new position such that the new position corresponds to the vertical position in the electronic document of the displayed new portion of the electronic document;

continuing to detect downward movement of the object after the electronic document has been translated to a top of the electronic document;

in response to continuing to detect downward movement of the object after the electronic document has been translated to the top of the electronic document, reducing the length of the vertical bar;

in response to a predetermined condition being met, ceasing to display the vertical bar while continuing to display the displayed portion of the electronic document, wherein the displayed portion of the electronic document has a vertical extent that is less than a vertical extent of the electronic document; and

when the portion of the electronic document is initially displayed:

displaying the vertical bar for a predetermined time period even if no object is detected on or near the list, and

ceasing to display the vertical bar immediately following the predetermined time period.

53. A method, comprising:

at a portable multifunction device with a touch screen display:

displaying a portion of an electronic document on the touch screen display, wherein the displayed portion of the electronic document has a vertical position in the electronic document;

displaying a vertical bar on top of the displayed portion of the electronic document, wherein the vertical bar has a vertical position on top of the displayed portion of the electronic document that corresponds to the vertical position in the electronic document of the displayed portion of the electronic document;

detecting a movement of an object in a direction on or near the displayed portion of the electronic document;

in response to detecting the movement:

scrolling the electronic document displayed on the touch screen display in the direction of movement of the object so that a new portion of the electronic document is displayed, and

moving the vertical position of the vertical bar to a new position such that the new position corresponds to the vertical position in the electronic document of the displayed new portion of the electronic document;

continuing to detect downward movement of the object after the electronic document has been translated to a top of the electronic document;

in response to continuing to detect downward movement of the object after the electronic document has been translated to the top of the electronic document, reducing the length of the vertical bar;

in response to a predetermined condition being met, ceasing to display the vertical bar while continuing to display the displayed portion of the electronic document, wherein the displayed portion of the electronic document has a vertical extent that is less than a vertical extent of the electronic document; and

when the portion of the electronic document is initially displayed:

displaying the vertical bar for a predetermined time period even if no object is detected on or near the list, and

ceasing to display the vertical bar immediately following the predetermined time period.

54. The method of claim **53**, wherein the predetermined condition comprises ceasing to detect the object on or near the touch screen display.

55. The method of claim **53**, wherein the predetermined condition comprises ceasing to detect the object on or near the touch screen display for a predetermined time period.

56. The method of claim **53**, wherein the predetermined condition comprises ceasing to detect the object on or near the displayed portion of the electronic document.

57. The method of claim **53**, wherein the vertical bar has a vertical length that corresponds to the portion of the electronic document being displayed.

58. The method of claim **53**, wherein the electronic document is a web page.

59. The method of claim **53**, wherein the electronic document is a word processing, spreadsheet, email or presentation document.

60. The method of claim **53**, wherein the object is a finger.

61. The method of claim **53**, wherein the vertical bar is located on the right hand side of the displayed portion of the electronic document.

62. The method of claim **53**, wherein the vertical bar is translucent or transparent.

63. The method of claim **53**, wherein the movement of the object is on the touch screen display.

64. The method of claim **53**, wherein the movement is a substantially vertical movement.

65. The method of claim **53**, wherein scrolling the electronic document has an associated speed of translation that corresponds to a speed of movement of the object.

66. The method of claim **53**, wherein scrolling the electronic document is in accordance with a simulation of an equation of motion having friction.

67. A graphical user interface on a portable multifunction device with a touch screen display, a memory, and one or more processors to execute one or more programs stored in the memory, the graphical user interface comprising:

a portion of an electronic document displayed on the touch screen display, wherein the displayed portion of the electronic document has a vertical position in the electronic document; and

a vertical bar displayed on top of the portion of the electronic document;

wherein:

the vertical bar has a vertical position on top of the displayed portion of the electronic document that corresponds to the vertical position in the electronic document of the displayed portion of the electronic document;

in response to detecting a movement of an object in a direction on or near the displayed portion of the electronic document:

the electronic document displayed on the touch screen display is scrolled in the direction of movement of the object so that a new portion of the electronic document is displayed, and

the vertical position of the vertical bar is moved to a new position such that the new position corresponds to the vertical position in the electronic document of the displayed new portion of the electronic document;

downward movement of the object after the electronic document has been translated to a top of the electronic document continues to be detected;

the length of the vertical bar is reduced in response to continuing to detect downward movement of the object after the electronic document has been translated to the top of the electronic document;

in response to a predetermined condition being met, the display of the vertical bar is ceased while the displayed portion of the electronic document continues to be displayed, wherein the displayed portion of the electronic document has a vertical extent that is less than a vertical extent of the electronic document; and

when the portion of the electronic document is initially displayed:

the vertical bar is displayed for a predetermined time period even if no object is detected on or near the list, and

the vertical bar ceases to be displayed immediately following the predetermined time period.

68. The graphical user interface of claim **67**, wherein the vertical bar has a vertical length that corresponds to the portion of the electronic document being displayed.

69. A portable multifunction device, comprising:

a touch screen display;

one or more processors;

memory; and

one or more programs, wherein the one or more programs are stored in the memory and configured to be executed by the one or more processors, the one or more programs including instructions for:

displaying a portion of an electronic document on the touch screen display, wherein the displayed portion of the electronic document has a vertical position in the electronic document;

displaying a vertical bar on top of the displayed portion of the electronic document wherein the vertical bar has a vertical position on top of the displayed portion of the electronic document that corresponds to the vertical position in the electronic document of the displayed portion of the electronic document;

detecting a movement of an object in a direction on or near the displayed portion of the electronic document;

in response to detecting the movement:

scrolling the electronic document displayed on the touch screen display in the direction of movement of the object so that a new portion of the electronic document is displayed, and

moving the vertical position of the vertical bar to a new position such that the new position corresponds to the vertical position in the electronic document of the displayed new portion of the electronic document;

continuing to detect downward movement of the object after the electronic document has been translated to a top of the electronic document;

in response to continuing to detect downward movement of the object after the electronic document has been translated to the top of the electronic document, reducing the length of the vertical bar;

in response to a predetermined condition being met, ceasing to display the vertical bar while the displayed portion of the electronic document continues to be displayed, wherein the displayed portion of the electronic document has a vertical extent that is less than a vertical extent of the electronic document; and

when the portion of the electronic document is initially displayed:

displaying the vertical bar for a predetermined time period even if no object is detected on or near the list, and

ceasing to display the vertical bar immediately following the predetermined time period.

70. The device of claim **69**, wherein the predetermined condition comprises ceasing to detect the object on or near the touch screen display.

71. The device of claim **69**, wherein the predetermined condition comprises ceasing to detect the object on or near the touch screen display for a predetermined time period.

72. The device of claim **69**, wherein the movement of the object is on the touch screen display.

73. A non-transitory computer readable storage medium storing one or more programs, the one or more programs comprising instructions, which when executed by a portable multifunction device with a touch screen display, cause the device to:

display a portion of an electronic document on the touch screen display, wherein the displayed portion of the electronic document has a vertical position in the electronic document;

display a vertical bar on top of the displayed portion of the electronic document wherein the vertical bar has a vertical position on top of the displayed portion of the electronic document that corresponds to the vertical position in the electronic document of the displayed portion of the electronic document;

detect a movement of an object in a direction on or near the displayed portion of the electronic document;

in response to detecting the movement:

scroll the electronic document displayed on the touch screen display in the direction of movement of the object so that a new portion of the electronic document is displayed, and

move the vertical position of the vertical bar to a new position such that the new position corresponds to the vertical position in the electronic document of the displayed new portion of the electronic document;

continue to detect downward movement of the object after the electronic document has been translated to a top of the electronic document;

in response to continuing to detect downward movement of the object after the electronic document has been translated to the top of the electronic document, reduce the length of the vertical bar;

in response to a predetermined condition being met, cease to display the vertical bar while the displayed portion of the electronic document continues to be displayed, wherein the displayed portion of the electronic document has a vertical extent that is less than a vertical extent of the electronic document; and

when the portion of the electronic document is initially displayed:

display the vertical bar for a predetermined time period even if no object is detected on or near the list, and

cease to display the vertical bar immediately following the predetermined time period.

74. The computer readable storage medium of claim **73**, wherein the predetermined condition comprises ceasing to detect the object on or near the touch screen display.

75. The computer readable storage medium of claim **73**, wherein the predetermined condition comprises ceasing to detect the object on or near the touch screen display for a predetermined time period.

76. The computer readable storage medium of claim **73**, wherein the movement of the object is on the touch screen display.

* * * * *