



US008519972B2

(12) **United States Patent**
Forstall et al.

(10) **Patent No.:** **US 8,519,972 B2**
(45) **Date of Patent:** ***Aug. 27, 2013**

(54) **WEB-CLIP WIDGETS ON A PORTABLE
MULTIFUNCTION DEVICE**

(75) Inventors: **Scott Forstall**, Los Altos Hills, CA (US);
Stephen O. Lemay, San Francisco, CA
(US); **Imran Chaudhri**, San Francisco,
CA (US)

(73) Assignee: **Apple Inc.**, Cupertino, CA (US)

(*) Notice: Subject to any disclaimer, the term of this
patent is extended or adjusted under 35
U.S.C. 154(b) by 65 days.

This patent is subject to a terminal dis-
claimer.

(21) Appl. No.: **13/104,903**

(22) Filed: **May 10, 2011**

(65) **Prior Publication Data**

US 2011/0210933 A1 Sep. 1, 2011

Related U.S. Application Data

- (63) Continuation of application No. 11/850,011, filed on
Sep. 4, 2007, now Pat. No. 7,940,250.
- (60) Provisional application No. 60/937,993, filed on Jun.
29, 2007, provisional application No. 60/946,712,
filed on Jun. 27, 2007, provisional application No.
60/879,469, filed on Jan. 8, 2007, provisional
application No. 60/883,805, filed on Jan. 7, 2007,
provisional application No. 60/879,253, filed on Jan.
7, 2007, provisional application No. 60/824,769, filed
on Sep. 6, 2006.

(51) **Int. Cl.**
G06F 3/041 (2006.01)
G06F 3/048 (2013.01)

(52) **U.S. Cl.**

USPC **345/173**; 345/156; 715/764

(58) **Field of Classification Search**

USPC 345/156, 168, 173; 715/234, 235,
715/764, 765, 810, 866; 709/228; 455/566
See application file for complete search history.

(56) **References Cited**

U.S. PATENT DOCUMENTS

5,146,556 A	9/1992	Hullot et al.
5,642,490 A	6/1997	Morgan et al.
5,644,739 A	7/1997	Moursund
5,726,687 A	3/1998	Belfiore et al.
5,745,910 A	4/1998	Piersol et al.
5,754,179 A	5/1998	Hocker et al.

(Continued)

FOREIGN PATENT DOCUMENTS

CA	2349649	1/2002
CN	1257247	6/2000

(Continued)

OTHER PUBLICATIONS

Chang et al., "Animation: From Cartoons to the User Interface,"
UIST '93 Conference Proceedings, Atlanta, GA, Nov. 1993, 12
pages.

(Continued)

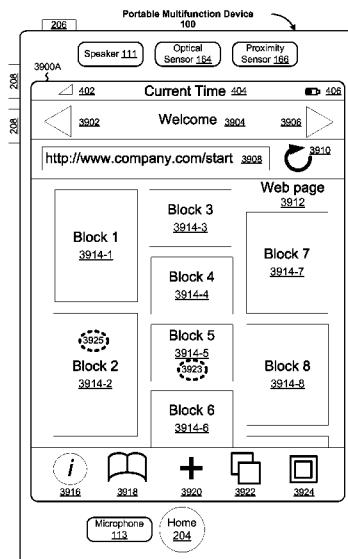
Primary Examiner — Stephen Sherman

(74) *Attorney, Agent, or Firm* — Morgan, Lewis & Bockius
LLP

(57) **ABSTRACT**

In a computer-implemented method for use at a portable
multifunction device with a touch screen display, a web page
or portion thereof is displayed on the touch screen display. An
activation of a web-clip widget creation icon is detected. In
response to detecting the activation, a web-clip widget is
created from the web page or portion thereof.

21 Claims, 24 Drawing Sheets



(56)

References Cited

U.S. PATENT DOCUMENTS

5,757,371 A	5/1998	Oran et al.	2002/0015042 A1	2/2002	Robotham et al.
5,760,773 A	6/1998	Berman et al.	2002/0024540 A1	2/2002	McCarthy
5,796,401 A	8/1998	Winer	2002/0038299 A1	3/2002	Zernik et al.
5,812,862 A	9/1998	Smith et al.	2002/0054090 A1	5/2002	Silva et al.
5,825,349 A	10/1998	Maier et al.	2002/0085037 A1	7/2002	Leavitt et al.
5,825,357 A	10/1998	Malamud et al.	2002/0191029 A1	12/2002	Gillespie et al.
5,877,765 A	3/1999	Dickman et al.	2003/0016241 A1	1/2003	Burke
5,914,716 A	6/1999	Rubin et al.	2003/0030664 A1	2/2003	Parry
5,914,717 A	6/1999	Kleewein et al.	2003/0048295 A1	3/2003	Lilleness et al.
5,923,327 A	7/1999	Smith et al.	2003/0090572 A1	5/2003	Belz et al.
5,995,106 A	11/1999	Naughton et al.	2003/0169298 A1	9/2003	Ording
6,043,818 A	3/2000	Nakano et al.	2003/0184552 A1	10/2003	Chadha
6,049,336 A	4/2000	Liu et al.	2003/0184587 A1	10/2003	Ording et al.
6,072,486 A	6/2000	Sheldon et al.	2003/0200289 A1	10/2003	Kemp et al.
6,111,573 A	8/2000	McComb et al.	2003/0206195 A1	11/2003	Matsa et al.
6,133,914 A	10/2000	Rogers et al.	2003/0206197 A1	11/2003	McInerney
6,144,863 A	11/2000	Charron	2004/0103156 A1	5/2004	Quillen et al.
6,195,094 B1	2/2001	Celebiler	2004/0109025 A1	6/2004	Hullot et al.
6,229,542 B1	5/2001	Miller	2004/0121823 A1	6/2004	Noesgaard et al.
6,275,935 B1	8/2001	Barlow et al.	2004/0155909 A1	8/2004	Wagner
6,278,454 B1	8/2001	Krishnan	2004/0177148 A1	9/2004	Tsimelzon
6,313,853 B1	11/2001	Lamontagne et al.	2004/0215719 A1	10/2004	Altshuler
6,323,846 B1	11/2001	Westerman et al.	2004/0222975 A1	11/2004	Nakano et al.
6,353,451 B1	3/2002	Teibel et al.	2005/0005246 A1	1/2005	Card et al.
6,377,698 B1	4/2002	Cumoli et al.	2005/0024341 A1	2/2005	Gillespie et al.
6,396,520 B1	5/2002	Ording	2005/0026644 A1	2/2005	Lien
6,433,801 B1	8/2002	Moon et al.	2005/0039134 A1	2/2005	Wiggeshoff et al.
6,545,669 B1	4/2003	Kinawi et al.	2005/0057524 A1	3/2005	Hill et al.
6,570,557 B1	5/2003	Westerman et al.	2005/0057548 A1	3/2005	Kim
6,590,568 B1	7/2003	Astala et al.	2005/0060664 A1	3/2005	Rogers
6,677,932 B1	1/2004	Westerman	2005/0060665 A1	3/2005	Rekimoto
6,763,388 B1	7/2004	Tsimelzon	2005/0091609 A1	4/2005	Matthews et al.
6,781,575 B1	8/2004	Hawkins et al.	2005/0097089 A1	5/2005	Nielsen et al.
6,931,601 B2	8/2005	Vronay et al.	2005/0120142 A1	6/2005	Hall
6,934,911 B2	8/2005	Salmimaa et al.	2005/0134578 A1	6/2005	Chambers et al.
6,970,749 B1	11/2005	Chinn et al.	2005/0154798 A1	7/2005	Nurmi
6,976,210 B1	12/2005	Silva et al.	2005/0229102 A1	10/2005	Watson et al.
6,978,127 B1	12/2005	Bulthuis et al.	2005/0250438 A1	11/2005	Makipaa et al.
7,007,239 B1	2/2006	Hawkins et al.	2005/0251755 A1	11/2005	Mullins et al.
7,071,943 B2	7/2006	Adler	2005/0262448 A1	11/2005	Vronay et al.
7,093,201 B2	8/2006	Duarte	2005/0275636 A1	12/2005	Dehlin et al.
7,134,095 B1	11/2006	Smith et al.	2005/0289458 A1	12/2005	Kylmanen
7,231,229 B1	6/2007	Hawkins et al.	2006/0026521 A1	2/2006	Hotelling et al.
7,283,845 B2	10/2007	De Bast	2006/0026536 A1	2/2006	Hotelling et al.
7,355,593 B2	4/2008	Hill et al.	2006/0051073 A1	3/2006	Jung et al.
7,362,331 B2	4/2008	Ording	2006/0055662 A1	3/2006	Rimas-Ribikauskas et al.
7,432,928 B2	10/2008	Shaw et al.	2006/0075355 A1	4/2006	Shiono et al.
7,434,177 B1	10/2008	Ording et al.	2006/0080616 A1	4/2006	Vogel et al.
7,487,467 B1	2/2009	Kawahara et al.	2006/0085763 A1	4/2006	Leavitt et al.
7,490,295 B2	2/2009	Chaudhri et al.	2006/0112335 A1	5/2006	Hofmeister et al.
7,493,573 B2	2/2009	Wagner	2006/0123360 A1	6/2006	Anwar et al.
7,506,268 B2	3/2009	Jennings et al.	2006/0174211 A1	8/2006	Hoellerer et al.
7,509,588 B2	3/2009	Van Os et al.	2006/0197753 A1	9/2006	Hotelling
7,512,898 B2	3/2009	Jennings et al.	2006/0236266 A1	10/2006	Majava
7,526,738 B2	4/2009	Ording et al.	2006/0238625 A1	10/2006	Sasaki et al.
7,546,548 B2	6/2009	Chew et al.	2006/0242596 A1	10/2006	Armstrong
7,546,554 B2	6/2009	Chiu et al.	2006/0242604 A1	10/2006	Wong et al.
7,561,874 B2	7/2009	Wang et al.	2006/0242607 A1	10/2006	Hudson
7,624,357 B2	11/2009	De Bast	2006/0271864 A1	11/2006	Satterfield et al.
7,642,934 B2	1/2010	Scott	2006/0271874 A1	11/2006	Raiz et al.
7,683,889 B2	3/2010	Rimas Ribikauskas et al.	2006/0277460 A1	12/2006	Forstall et al.
7,719,542 B1	5/2010	Gough et al.	2006/0278692 A1	12/2006	Matsumoto et al.
7,730,401 B2	6/2010	Gillespie et al.	2006/0282786 A1	12/2006	Shaw et al.
7,735,021 B2	6/2010	Padawer et al.	2006/0282790 A1	12/2006	Matthews et al.
7,747,289 B2	6/2010	Wang et al.	2006/0284852 A1	12/2006	Hofmeister et al.
7,783,990 B2	8/2010	Amadio et al.	2006/0290661 A1	12/2006	Innanen et al.
7,805,684 B2	9/2010	Arvilommi	2007/0013665 A1	1/2007	Vetelainen et al.
7,810,038 B2	10/2010	Matsa et al.	2007/0028269 A1	2/2007	Nezu et al.
7,840,901 B2	11/2010	Lacey et al.	2007/0030362 A1	2/2007	Ota et al.
7,853,972 B2	12/2010	Brodersen et al.	2007/0055947 A1	3/2007	Ostojic et al.
7,856,602 B2	12/2010	Armstrong	2007/0067272 A1	3/2007	Flynt et al.
7,940,250 B2	5/2011	Forstall	2007/0083911 A1	4/2007	Madden et al.
2001/0024195 A1	9/2001	Hayakawa	2007/0101297 A1	5/2007	Forstall et al.
2001/0024212 A1	9/2001	Ohnishi	2007/0124677 A1	5/2007	de los Reyes et al.
2002/0015024 A1	2/2002	Westerman et al.	2007/0150830 A1	6/2007	Ording et al.
			2007/0156697 A1	7/2007	Tsarkova
			2007/0157089 A1	7/2007	Van Os et al.
			2007/0177803 A1	8/2007	Elias et al.
			2007/0177804 A1	8/2007	Elias et al.

2007/0180395 A1 8/2007 Yamashita et al.
 2007/0189737 A1 8/2007 Chaudhri et al.
 2007/0192741 A1 8/2007 Yoritake et al.
 2007/0243862 A1 10/2007 Coskun et al.
 2007/0245250 A1 10/2007 Schechter et al.
 2007/0266342 A1 11/2007 Chang et al.
 2007/0288860 A1 12/2007 Ording et al.
 2007/0288862 A1 12/2007 Ording
 2008/0005703 A1 1/2008 Radivojevic et al.
 2008/0082930 A1 4/2008 Omernick et al.
 2008/0122796 A1 5/2008 Jobs et al.
 2008/0125180 A1 5/2008 Hoffman et al.
 2008/0161045 A1 7/2008 Vuorenmaa
 2008/0168367 A1 7/2008 Chaudhri et al.
 2008/0168478 A1 7/2008 Platzer et al.
 2008/0182628 A1 7/2008 Lee et al.
 2008/0184112 A1 7/2008 Chiang et al.
 2008/0216017 A1 9/2008 Kurtenbach et al.
 2009/0007017 A1 1/2009 Anzures et al.
 2009/0064055 A1 3/2009 Chaudhri et al.
 2009/0128581 A1 5/2009 Brid et al.
 2009/0178008 A1 7/2009 Herz et al.
 2009/0199128 A1 8/2009 Matthews et al.
 2009/0295753 A1 12/2009 King et al.
 2010/0095238 A1 4/2010 Baudet
 2010/0105454 A1 4/2010 Weber et al.
 2010/0318709 A1 12/2010 Bell et al.
 2011/0007009 A1 1/2011 Ishihara et al.

FOREIGN PATENT DOCUMENTS

CN 1940833 4/2007
 EP 0 322 332 A2 6/1989
 EP 0 626 635 11/1994
 EP 0 689 134 A1 12/1995
 EP 0 844 553 5/1998
 EP 1 143 334 10/2001
 EP 1 231 763 A1 8/2002
 EP 1 517 228 A2 3/2005
 EP 1 744 242 1/2007
 FR 2 819 675 7/2002
 GB 2 329 813 3/1999
 JP 09 073381 3/1997
 JP 2000 163031 6/2000
 JP 2002 149616 5/2002
 JP 2004 070492 3/2004
 JP 2004 164242 6/2004
 JP 2004 341886 12/2004
 JP 2005 309933 11/2005
 JP 2005 352924 12/2005
 WO WO 99/28815 6/1999
 WO WO 99/38149 7/1999
 WO WO 00/08757 A1 2/2000
 WO WO 01/16690 A2 3/2001
 WO WO 01/57716 A2 8/2001
 WO WO 02/08881 1/2002
 WO WO 02/13176 2/2002
 WO WO 03/107168 A1 12/2003
 WO WO 2004/063862 7/2004
 WO WO 2005/041020 5/2005
 WO WO 2006/020304 2/2006
 WO WO 2006/020305 A2 2/2006
 WO WO 2006/036069 4/2006
 WO WO 2007/032972 3/2007
 WO WO 2007/069835 A1 6/2007
 WO WO 2007/094894 A2 8/2007

OTHER PUBLICATIONS

Agarawala et al. "Database Compendex/EI," Engineering Information, Inc., Apr. 27, 2006, 1 page.
 Agarawala et al., "Keepin' it Real: Pushing the Desktop Metaphor with Physics, Piles and the Pen," CHI Proceedings 2006, Apr. 22-27, 2006, Montréal, Québec, Canada, pp. 1283-1292.
 Andrew's Widgets, "Developing Dashboard Widgets—What the Heck is a Widget," <http://andrew.hedges.name/widgets/dev/>, printed Jan. 25, 2008, 9 pages.
 Anonymous, "Asus Eee PC Easy Mode Internet Tab Options," asuseehacks.blogspot.com, Nov. 10, 2007, 33 pages, [http://](http://asuseehacks.blogspot.com/2007/11/asus-eee-pc-user-interface-tour.html)

asuseehacks.blogspot.com/2007/11/asus-eee-pc-user-interface-tour.html.
 Anonymous, "Desktop Icon Toy—History," Oct. 8, 2009, 2 pages, <http://www.idesoft.com/history.html>.
 Apple.com, "Tiger Developer Overview Series-Developing Dashboard Widgets," <http://developer.apple.com/macosx/dashboard.html>, printed Jun. 23, 2006, 9 pages.
 Apple Computer, Inc., "Dashboard Tutorial," Apple Computer, Inc. © 2004, 2006, 24 pages.
 Berka, J., "iFuntastic 3 Opens Up New iPhone Functionality," *ars technica*, Aug. 30, 2007, <http://arstechnica.com/journals/apple.ars/2007/08/30/ifuntastic-3-opens-up-new-iphone-functionality>.
 Chartier, D., "iPhone 1.1.3 Video Brings the Proof," *ars technica*, Dec. 30, 2007, <http://arstechnica.com/journals/apple.ars/2007/12/30/iphone-1-1-3-video-brings-the-proof>.
 CNET, "Video: Create custom widgets with Web Clip," CNET News, Aug. 8, 2006, 3 pages, <http://news.cnet.com/1606-2-6103525.html>.
 Designing Interfaces.com, "Animated Transition," http://designinginterfaces.com/Animated_Transition, printed Oct. 16, 2006, 2 pages.
 Edwards, A., "iPhone 1.1.3 Firmware Feature Gallery," Gear Live, Dec. 28, 2007, <http://www.gearlive.com/news/article/q407-iphone-113-firmware-feature-gallery/>.
 FondantFancies, "Dash Clipping: Don't wait for Mac OS X 10.5 Leopard," fondantfancies.com, Aug. 8, 2006, 9 pages, <http://www.fondantfancies.com/blog/3001239/>.
 Hessel Dahl, A., "An App the Mac can Brag About," *Forbes.com*, http://www.forbes.com/2003/12/15/cx_ah_1215tentech_print.html, Dec. 15, 2003, 2 pages.
 iPhone Hacks, "iPhone Firmware 1.1.1: Multi-Page SpringBoard Hack," Oct. 10, 2007, 4 pages, <http://www.iphonehacks.com/2007/10/springboardhack.html>, 2007.
 iPhone Hacks, "SummerBoard for iPhone OS v1.1.1: iPhone Hack Enables Scrolling of iPhone's Home Screen," <http://www.iphonehacks.com/2007/10/summerboard-v3.html>, 2007.
 Jazzmutant, "Jazzmutant Lemur," printed Nov. 16, 2005, 3 pages, <http://64.233.167.104/search?q=cache:3g4wF5aZiXJ:www.nuloop.c>.
 Jazzmutant, "The Lemur: Multitouch Control Surface," printed Nov. 16, 2005, 3 pages http://64233.167.104/search?q=cache:j0_nFbNVz0cJ:www.cycling7.
 Macworld, "First Look: Leopard first looks: Dashboard," Aug. 9, 2006, 3 pages, <http://www.macworld.com/article/52297/2005/08/leodash.html>.
 Macworld, "Whip up a widget," *Macworld.com*, Sep. 23, 2005, 5 pages, <http://www.macworld.com/article/46622/2005/09/octgeekfactor.html>.
 Mello, Jr., J., "Tiger's Dashboard Brings Widgets to New Dimension," <http://www.nacnewsworld.com/story/42630.html>, Mac New World, printed Jun. 23, 2006, 3 pages.
 Microsoft, "Right-Clicking with a Pen," *microsoft.com*, Nov. 7, 2002, 3 pages, <http://www.microsoft.com/windowsxp/using/tablet/learnmore/rightclick.mspx>.
 MountFocus Information Systems, "An Onscreen Virtual Keyboard: touchscreen, kiosk and Windows compatible," printed Dec. 19, 2007, 3 pages, <http://www.virtual-keyboard.com>.
 Opera Software, "Welcome to Widgetize," Copyright © 2006 Opera Software ASA, 1 page, <http://widgets.opera.com/widgetize>.
 Sadun, E., "Erica's Documentation: Applications and Utilities for the iPhone and iPod Touch," Copyright 2007, <http://ericasadun.com/ftp/Deprecated/Documentation/Manual-0.04.pdf>.
 Thomas et al., "Applying Cartoon Animation Techniques to Graphical User Interfaces," *ACM Transactions on Computer-Human Interaction*, vol. 8, No. 3, Sep. 2001, pp. 198-222.
 tuaw.com, "Springboard Scrolling," new page dot feature, Oct. 9, 2007, <http://www.tuaw.com/gallery/springboard-scrolling/431347/>.
 tuaw.com, "Springboard Scrolling," mid-scroll, Oct. 9, 2007, <http://www.tuaw.com/photos/springboard-scrolling/731348/>.
 tuaw.com, "Springboard Scrolling," mostly unpopulated page, Oct. 9, 2007, <http://www.tuaw.com/photos/springboard-scrolling/431349/>.
 tuaw.com, "TUAW Hack: Mess with Your iPhone Settings," Dec. 18, 2007, <http://www.tuaw.com/tag/SpringBoard/>.

tuaw.com, "1.1.1 iPhone Multipage Springboard Hack," posted Oct. 9, 2007, <http://www.tuaw.com/2007/10/09/1-1-1-iphone-multipage-springboard-hack/>.

Wildarya, "iDesksoft Desktop Icon Toy v2.9," Oct. 16, 2007, 4 pages, http://www.dl4all.com/2007/10/16/idesksoft_desktop_icon_toy_v2.9.html.

International Search Report and Written Opinion dated May 8, 2008, in International Application No. PCT/US2007/077643, which corresponds to U.S. Appl. No. 11/850,011, 13 pages (Forstall).

International Search Report and Written Opinion dated Jun. 17, 2008, in International Application No. PCT/US2008/050431, which corresponds to U.S. Appl. No. 11/969,912, 15 pages (Lemay).

Invitation to Pay Additional Fees dated Nov. 16, 2009, in International Patent Application No. PCT/US2009/030225, which corresponds to U.S. Appl. No. 12/242,851, 4 pages (Herz).

International Search Report and Written Opinion dated Feb. 25, 2010, in International Application No. PCT/US2009/030225, which corresponds to U.S. Appl. No. 12/242,851, 20 pages (Herz).

International Preliminary Report on Patentability dated Jul. 15, 2010, in International Application No. PCT/US2009/030225, which corresponds to U.S. Appl. No. 12/242,851, 11 pages (Herz).

International Preliminary Report on Patentability dated Mar. 18, 2010, in International Application No. PCT/US2008/074625, which corresponds to U.S. Appl. No. 11/849,938, 7 pages (Chaudhri).

Office Action dated Sep. 14, 2009, in Australian Patent Application 2009100812, which corresponds to U.S. Appl. No. 11/459,602, 2 pages (Ording).

Office Action dated Sep. 14, 2009, in Australian Patent Application No. 2009100813, which corresponds to U.S. Appl. No. 11/459,602, 2 pages (Ording).

Office Action dated Apr. 2, 2009, in Canadian Patent Application No. 2,633,759, which corresponds to U.S. Appl. No. 11/459,602, 5 pages (Ording).

Office Action dated Dec. 10, 2009, in Canadian Application No. 2633759, which corresponds to U.S. Appl. No. 11/459,602, 6 pages (Ording).

Office Action dated Aug. 12, 2010, in Canadian Application No. 2633759, which corresponds to U.S. Appl. No. 11/459,602, 8 pages (Ording).

Office Action dated Mar. 30, 2010, in Chinese Application for Invention No. 200680053441.1, which corresponds to U.S. Appl. No. 11/459,602, 5 pages (Ording).

Office Action dated Nov. 12, 2010, in Chinese Application for Invention No. 200680053441.1, which corresponds to U.S. Appl. No. 11/459,602, 4 pages (Ording).

Office Action dated Oct. 27, 2009, in German Patent Application No. 11 2006 003 600.9, which corresponds to U.S. Appl. No. 11/459,602, 9 pages (Ording).

Office Action dated Oct. 13, 2008, in European Application No. 06 846 840.4, which corresponds to U.S. Appl. No. 11/459,602, 3 pages (Ording).

Examiner's Report dated Apr. 20, 2010, in Australian Patent Application No. 2009204252, which corresponds to U.S. Appl. No. 12/242,851, 3 pages (Herz).

Final Office Action dated May 5, 2010, in U.S. Appl. No. 12/364,470, 18 pages (van Os).

Office Action dated Sep. 2, 2010, in U.S. Appl. No. 12/364,470, 29 pages (van Os).

Office Action dated Oct. 12, 2010, in U.S. Appl. No. 11/849,938, 25 pages (Chaudhri).

Office Action dated Oct. 15, 2010, in European Application No. 08 829 660.3, which corresponds to U.S. Appl. No. 11/849,938, 9 pages (Chaudhri).

Apple, "Welcome to Tiger," copyright © 2005 Apple Computer, Inc., 32 pages, http://manuals.info.apple.com/en/Welcome_to_Mac_OS_X_v10.4_Tiger.pdf.

delltech, "Working with Graphics," Windows XP: The Complete Reference, Chapter 18, Apr. 5, 2005, 4 pages.

Dodge et al., "Microsoft Office Excel 2003 Office Manual," Microsoft Press, Jul. 12, 2004, vol. 1, p. 66-68, Unable to Locate English Translation.

Widgipedia, "I Need a Bog and a Forum Please?" 2 pages, printed Oct. 19, 2006, http://www.widgipedia.com/widgets/details/adni18/hyalo-weather_27.html.

International Search Report and Written Opinion dated Jul. 8, 2008 for International Application No. PCT/US2007/077639, which corresponds to U.S. Appl. No. 11/850,010, 11 pages (Omernick).

Invitation to Pay Additional Fees dated Jun. 27, 2008, in International Application No. PCT/US2008/050430, which corresponds to U.S. Appl. No. 11/969,809, 7 pages (Platzer).

International Search Report and Written Opinion dated Sep. 1, 2008, in International Application No. PCT/US2008/050430, which corresponds to U.S. Appl. No. 11/969,809, 18 pages (Platzer).

International Search Report and Written Opinion dated Nov. 27, 2009, in International Application No. PCT/US2008/074341, which corresponds to U.S. Appl. No. 11/850,005, 25 pages (Chaudhri).

Office Action dated May 2, 2011, in U.S. Appl. No. 11/850,010, 12 pages (Omernick).

Final Office Action dated Oct. 17, 2011, in U.S. Appl. No. 11/850,010, 11 pages (Omernick).

Office Action dated May 16, 2012, in U.S. Appl. No. 11/850,010, 12 pages (Omernick).

Office Action dated Aug. 11, 2010, in U.S. Appl. No. 11/850,011, 28 pages (Forstall).

Final Office Action dated Dec. 1, 2010, in U.S. Appl. No. 11/850,011, 16 pages (Forstall).

Notice of Allowance dated Feb. 18, 2011, in U.S. Appl. No. 11/850,011, 11 pages (Forstall).

Office Action dated Jan. 18, 2012, in Chinese Patent Application No. 200780041309.3, which corresponds to U.S. Appl. No. 11/850,011, 15 pages (Forstall).

Office Action dated Mar. 4, 2011, in European Application No. 07 814 689.1, which corresponds to U.S. Appl. No. 11/850,011, 6 pages (Forstall).

Summons to attend oral proceedings dated Dec. 1, 2011, in European Patent Application No. 07814689.1, which corresponds to U.S. Appl. No. 11/850,011, 6 pages (Forstall).

Office Action dated Mar. 14, 2011, in U.S. Appl. No. 11/969,809, 25 pages (Platzer).

Final Office Action dated Jul. 14, 2011, in U.S. Appl. No. 11/969,809, 31 pages (Platzer).

Office Action dated Apr. 13, 2011, in U.S. Appl. No. 11/969,912, 20 pages (Lemay).

Final Office Action dated Oct. 31, 2011, in U.S. Appl. No. 11/969,912, 14 pages (Lemay).

Office Action dated Apr. 15, 2011, in U.S. Appl. No. 12/242,851, 33 pages (Herz).

Final Office Action dated Dec. 12, 2011, in U.S. Appl. No. 12/242,851, 17 pages (Herz).

Examiner's Report dated May 18, 2011, in Australian Patent Application No. 2009204252, which corresponds to U.S. Appl. No. 12/242,851, 2 pages (Herz).

Notification of Acceptance dated Oct. 17, 2011, in Australian Patent Application No. 2009204252, which corresponds to U.S. Appl. No. 12/242,851, 3 pages (Herz).

Office Action dated Oct. 21, 2011, in Australian Patent Application No. 2011101194, which corresponds to U.S. Appl. No. 12/242,851, 2 pages (Herz).

Certification of Australian Innovation Patent No. 2011101194 dated Mar. 2, 2012, which corresponds to U.S. Appl. No. 12/242,851, 4 pages (Herz).

Office Action dated Nov. 30, 2011, in Chinese Patent Application No. 200980000229.2, which corresponds to U.S. Appl. No. 12/242,851, 24 pages (Herz).

Office Action dated Nov. 26, 2010, in European Patent Application No. 09 700 333.9, which corresponds to U.S. Appl. No. 12/242,851, 5 pages (Herz).

Office Action dated Jun. 10, 2011, in European Patent Application No. 09 700 333.9, which corresponds to U.S. Appl. No. 12/242,851, 5 pages (Herz).

Office Action dated Apr. 18, 2011, in U.S. Appl. No. 12/217,029, 35 pages (Anzures).

Office Action dated Jan. 25, 2012, in U.S. Appl. No. 12/217,029, 24 pages (Anzures).

Office Action dated Nov. 13, 2009 in U.S. Appl. No. 12/364,470, 19 pages (van Os).

Office Action dated Mar. 4, 2011, in U.S. Appl. No. 12/364,470, 18 pages (van Os).

Final Office Action dated Oct. 19, 2011, in U.S. Appl. No. 12/364,470, 25 pages (van Os).

Final Office Action dated May 27, 2011, in U.S. Appl. No. 11/849,938, 23 pages (Chaudhri).

Office Action dated Dec. 14, 2011, in U.S. Appl. No. 11/849,938, 30 pages (Chaudhri).

Office Action dated Oct. 29, 2010, in Australian Patent Application No. 2008296445, which corresponds to U.S. Appl. No. 11/849,938, 2 pages (Chaudhri).

Notice of Acceptance dated Dec. 14, 2011, in Australian Patent Application No. 2008296445, which corresponds to U.S. Appl. No. 11/849,938, 3 pages (Chaudhri).

Office Action dated Aug. 24, 2011, in Chinese Patent Application No. 200880112570.2, which corresponds to U.S. Appl. No. 11/849,938, 6 pages (Chaudhri).

Office Action dated Feb. 13, 2012, in Japanese Patent Application No. 2010-524102, which corresponds to U.S. Appl. No. 11/849,938, 2 pages (Chaudhri).

Office Action dated Aug. 8, 2011, in Korean Patent Application No. 10-2010-7007258, which corresponds to U.S. Appl. No. 11/849,938, 2 pages (Chaudhri).

Cha, B., "HTC Touch (Sprint)," CNET Reviews, Nov. 6, 2007, http://web.archive.org/web/20071106065114/http://reviews.cnet.com/smartphones/htc-touch-sprint/4505-6452_7-3267123.html, 10 pages.

Gade, L., "HTC Touch (Sprint)—MobileTechReview," Smartphone Reviews by Mobile Tech Review, Nov. 2, 2007, <http://www.mobiletechreview.com/phones/HTC-Touch.htm>, 7 pages.

SnapFiles, "Dexpot," SnapFiles.com, Oct. 10, 2007, 3 pages.

Zhang et al., "An Ergonomics Study of Menu-Operation on Mobile Phone Interface," In Proceedings of the Workshop on Intelligent Information Technology Application, Dec. 2007, 5 pages.

Office Action dated Nov. 1, 2012, in Chinese Patent Application No. 200780041309.3, which corresponds to U.S. Appl. No. 11/850,011, 5 pages (Forstall).

Office Action dated Sep. 20, 2012, in U.S. Appl. No. 12/242,851, 21 pages (Herz).

Office Action dated Oct. 26, 2012, in Chinese Patent Application No. 200980000229.2, which corresponds to U.S. Appl. No. 12/242,851, 22 pages (Herz).

Summons to oral proceedings dated Sep. 21, 2012, in European Patent Application No. 09700333.9, which corresponds to U.S. Appl. No. 12/242,851, 4 pages (Herz).

Final Office Action dated Oct. 5, 2012, in U.S. Appl. No. 12/217,029, 32 pages (Anzures).

Office Action dated Oct. 26, 2012, in Japanese Patent Application No. 2010-524102, which corresponds to U.S. Appl. No. 11/849,938, 4 pages (Chaudhri).

Final Office Action dated Sep. 14, 2012, in U.S. Appl. No. 11/850,005, 22 pages (Chaudhri).

Decision to Grant dated Aug. 6, 2012, in Chinese Patent Application No. 200880110709.X, which corresponds to U.S. Appl. No. 11/850,005, 2 pages (Chaudhri).

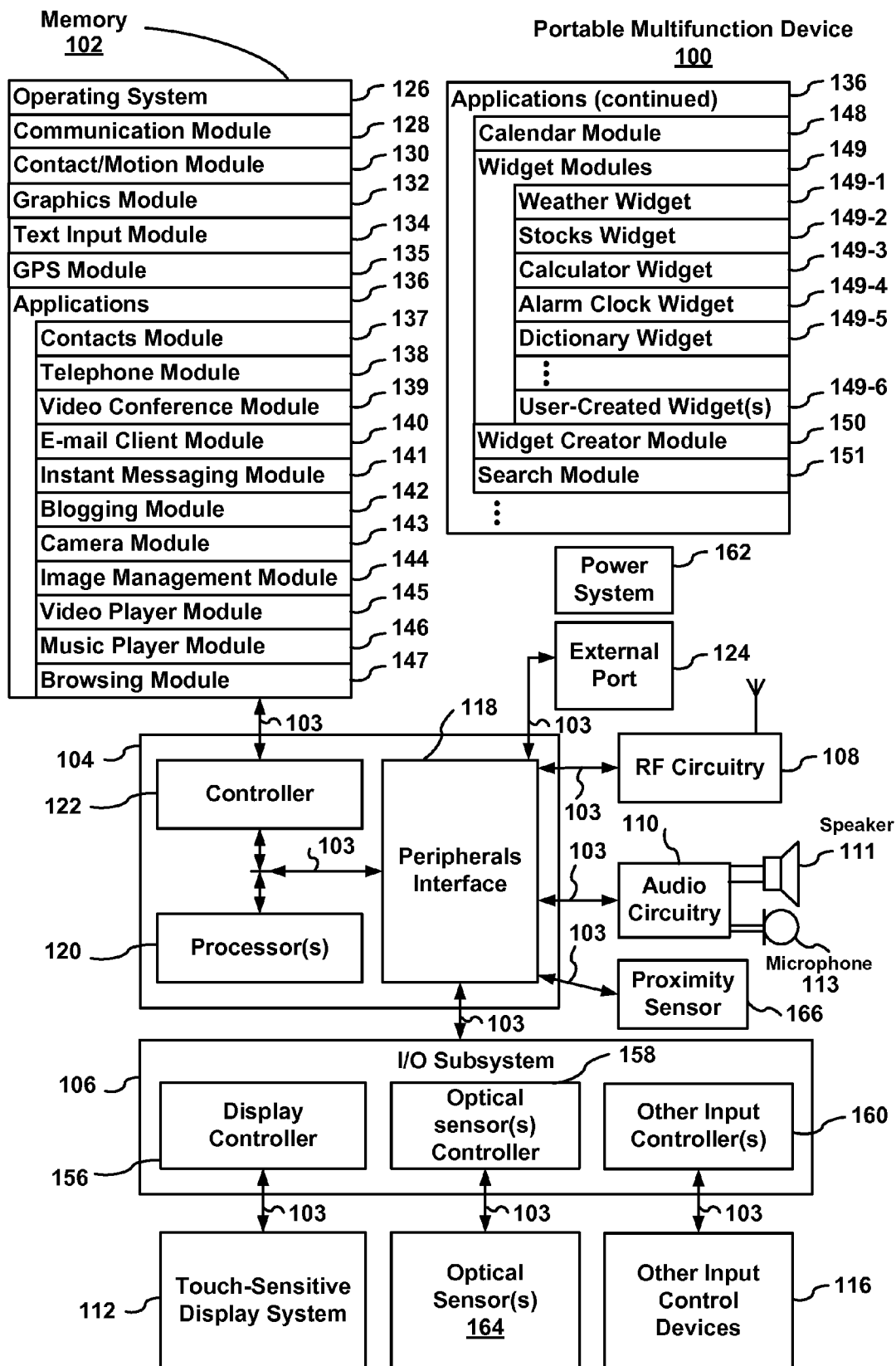


Figure 1




Figure 2

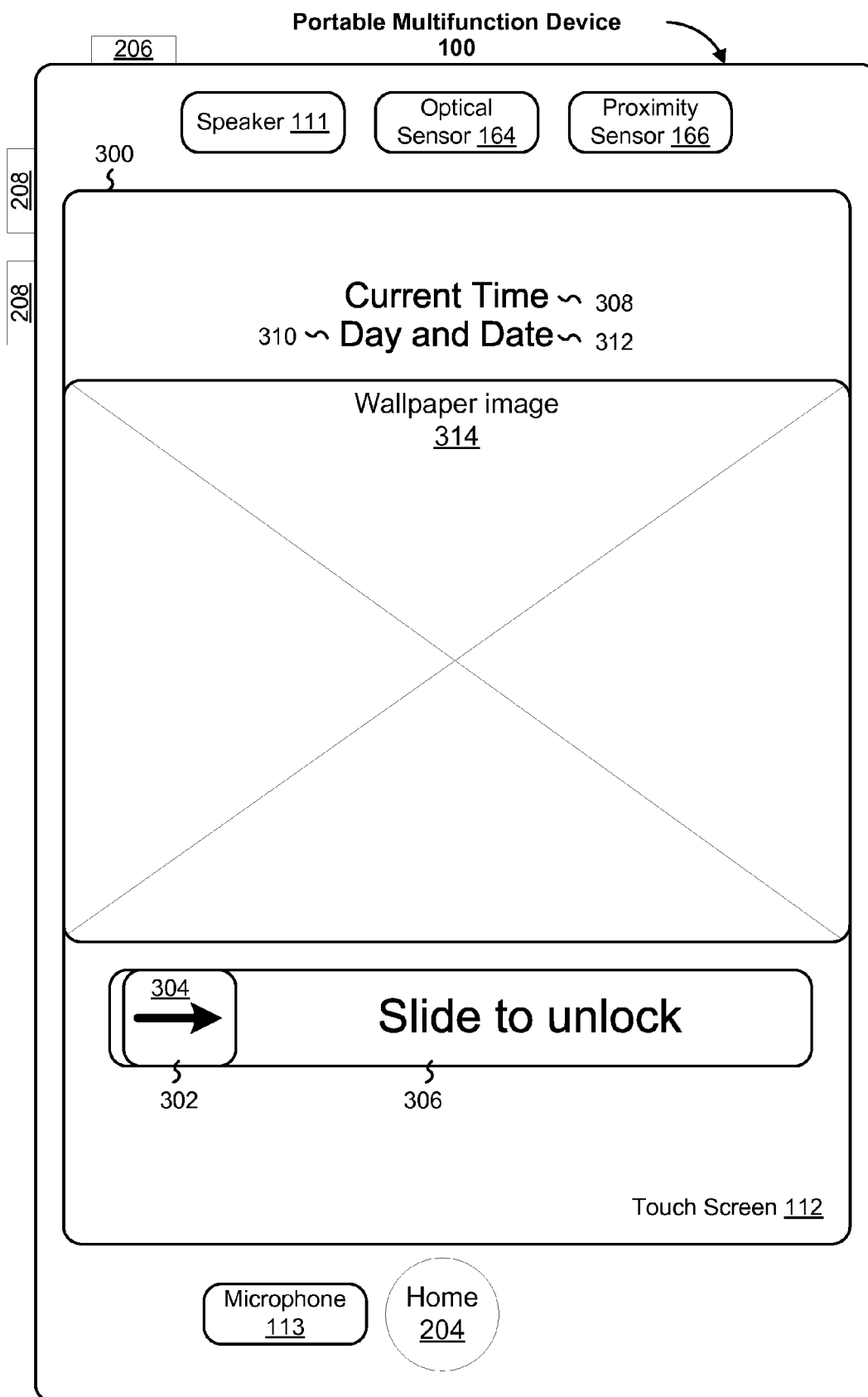


Figure 3

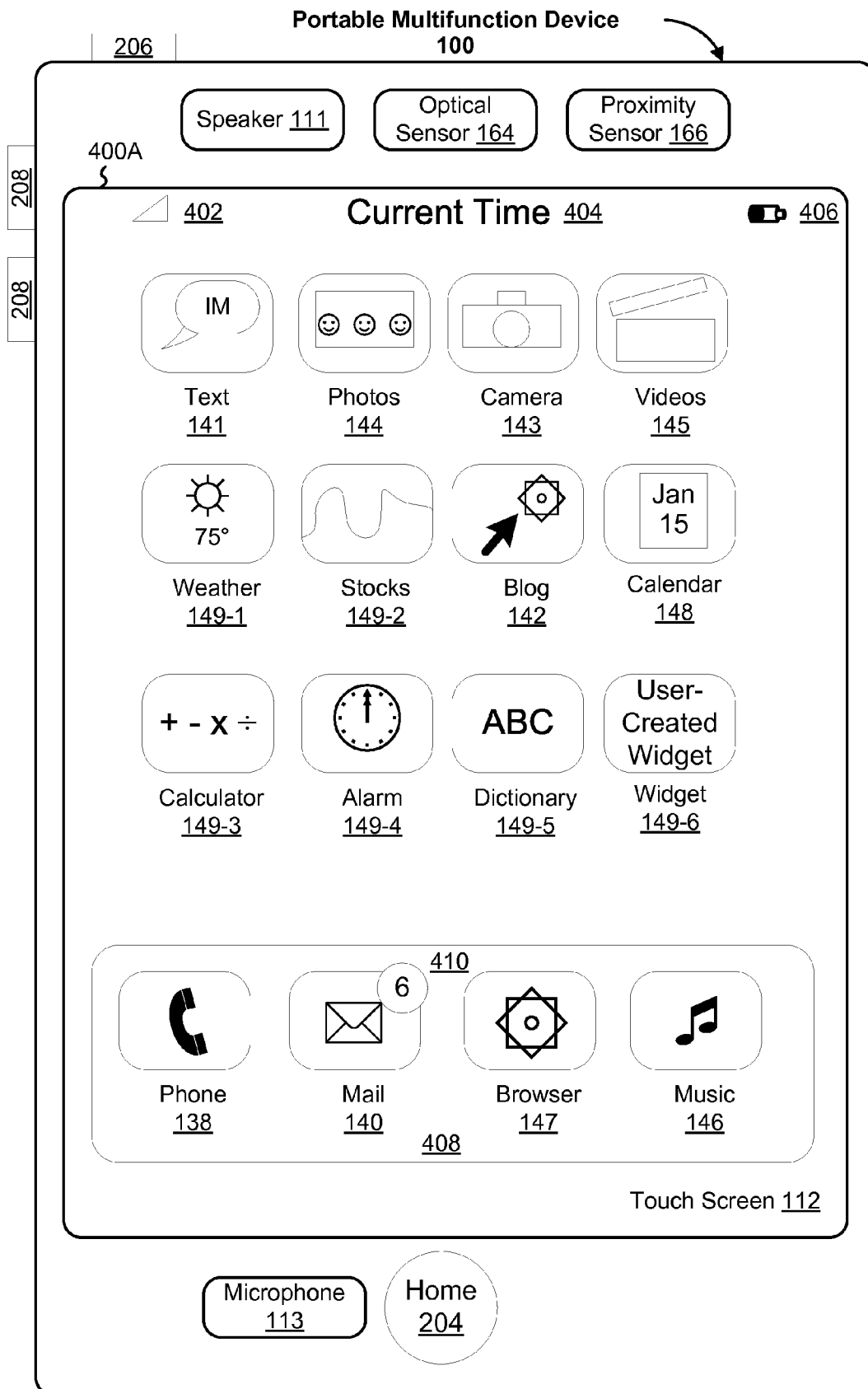


Figure 4A

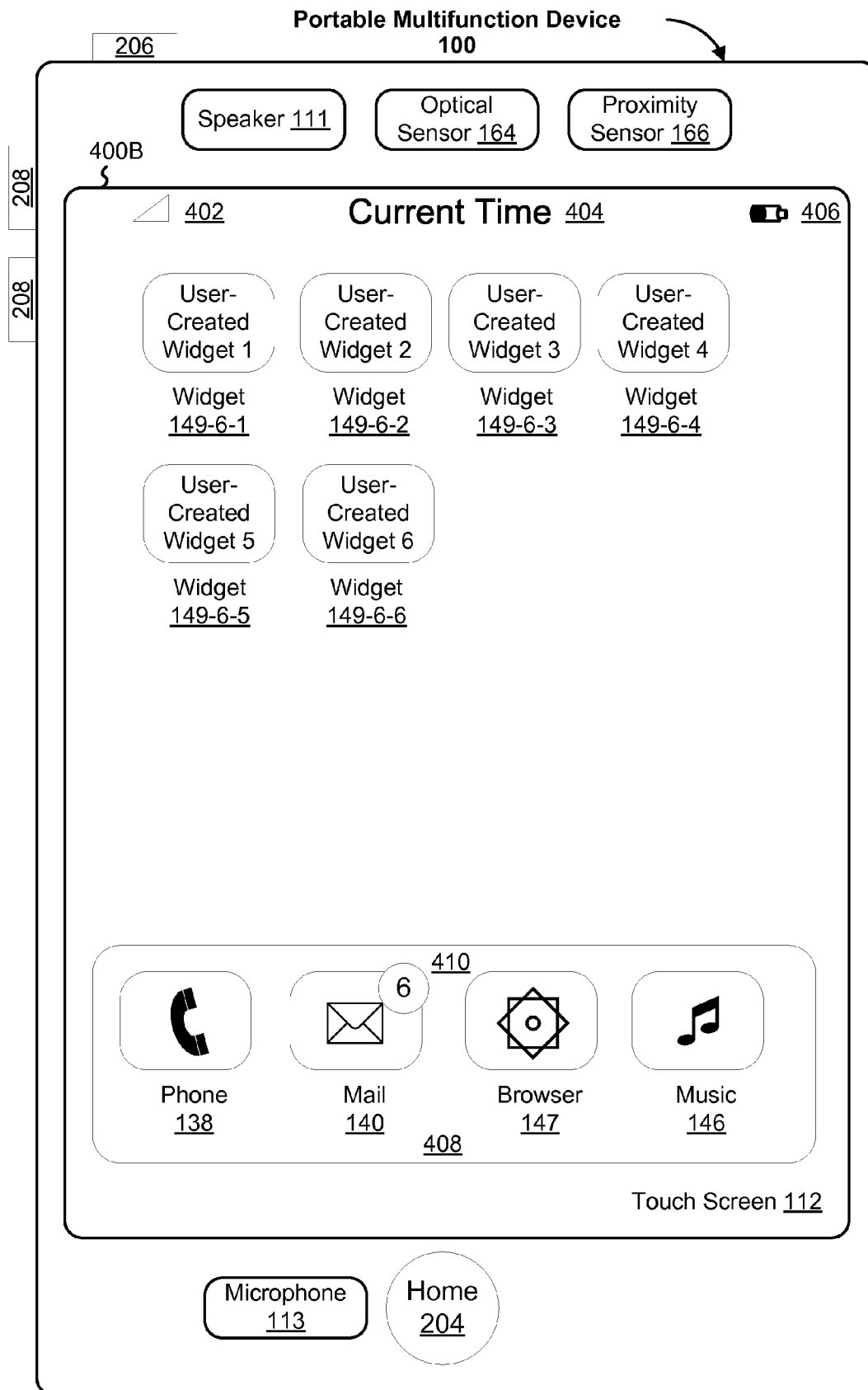


Figure 4B

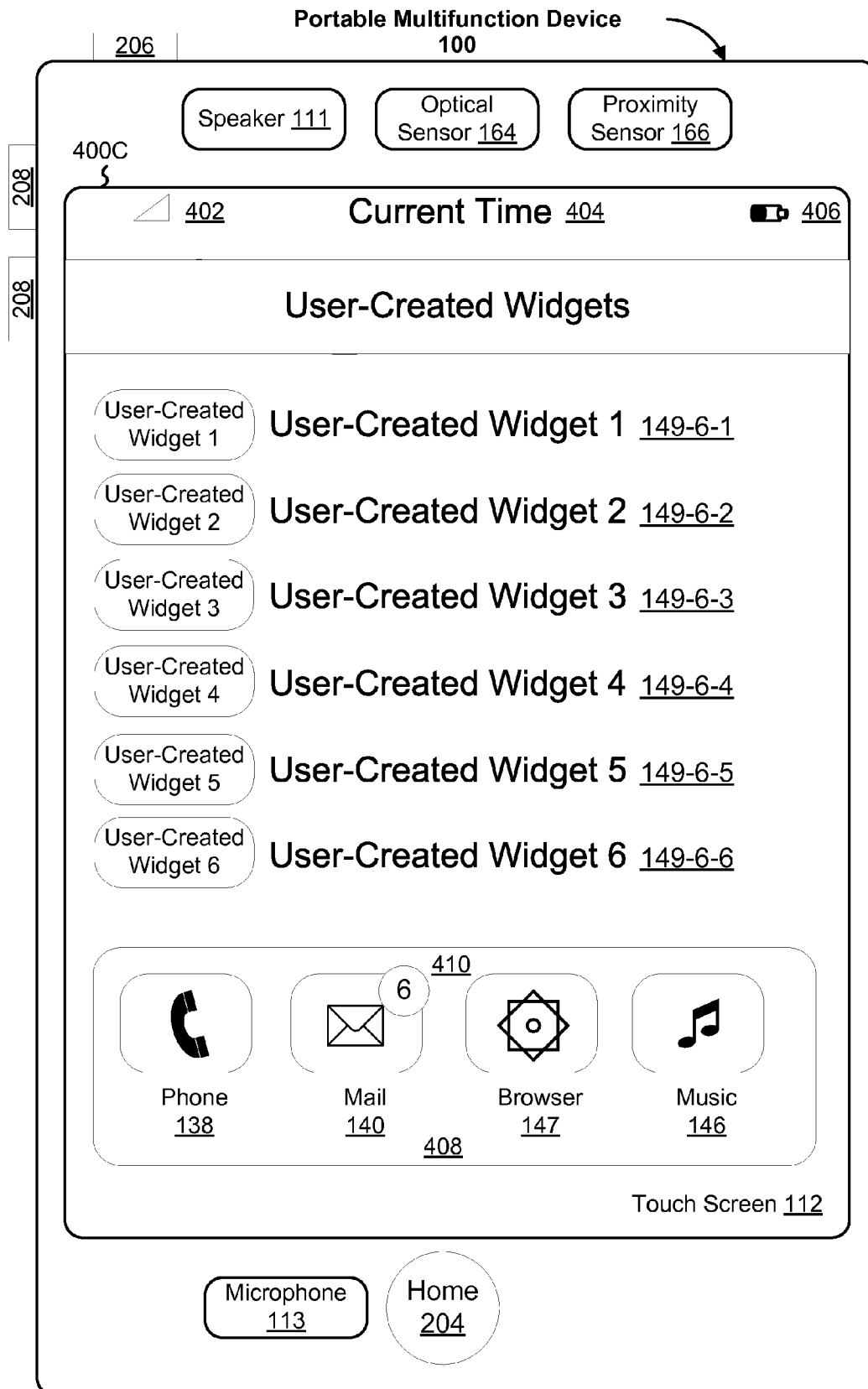


Figure 4C

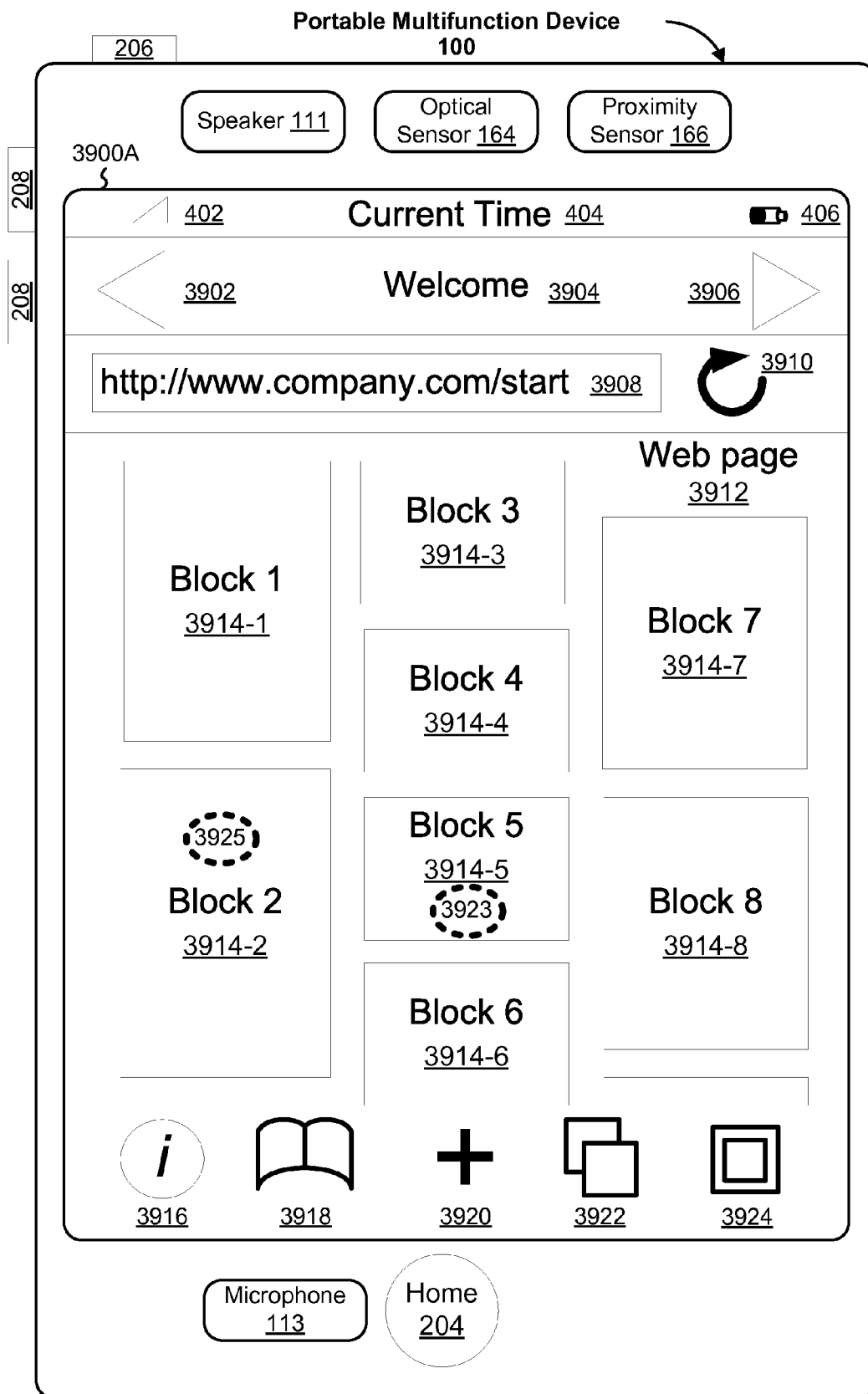


Figure 5A

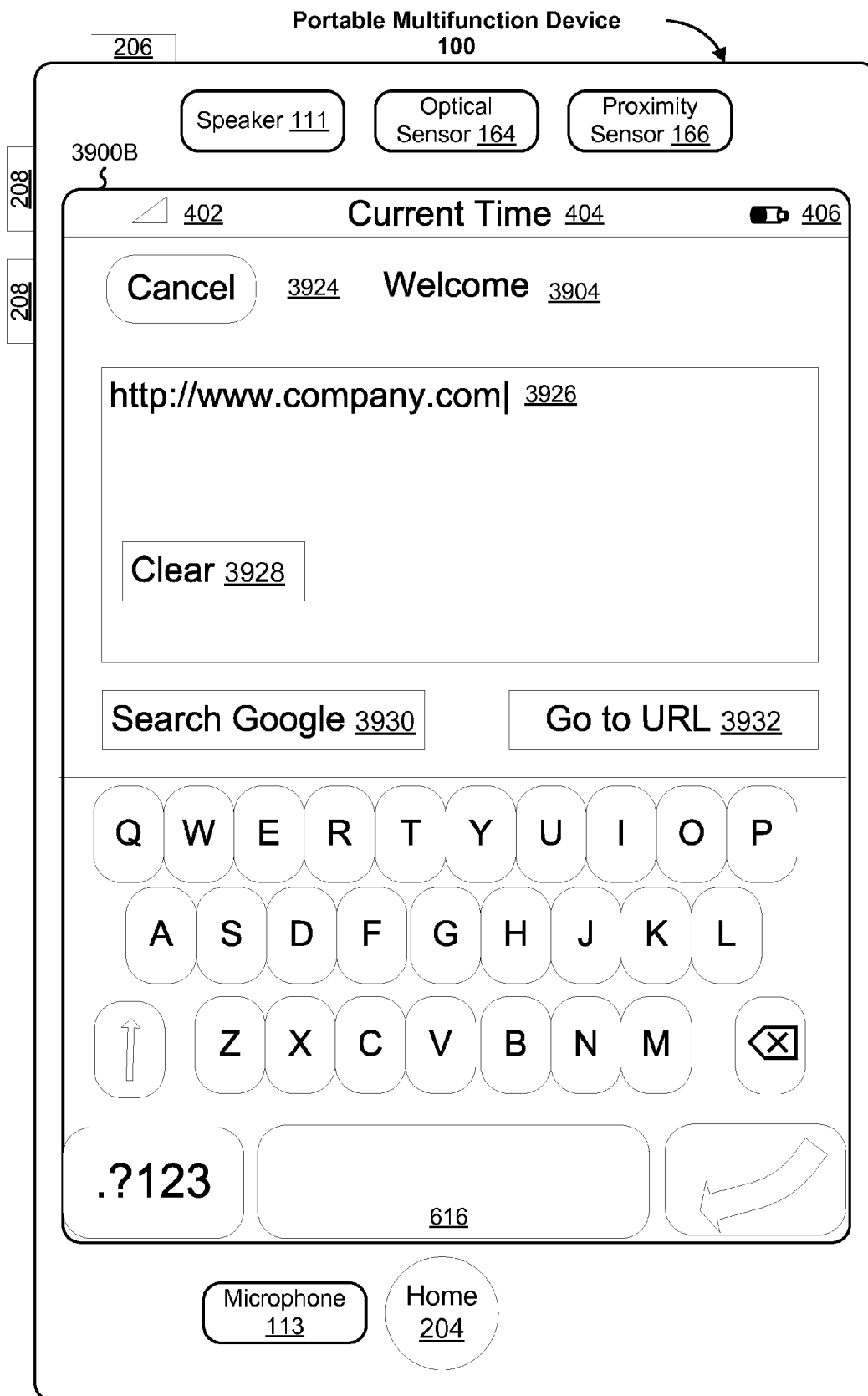


Figure 5B

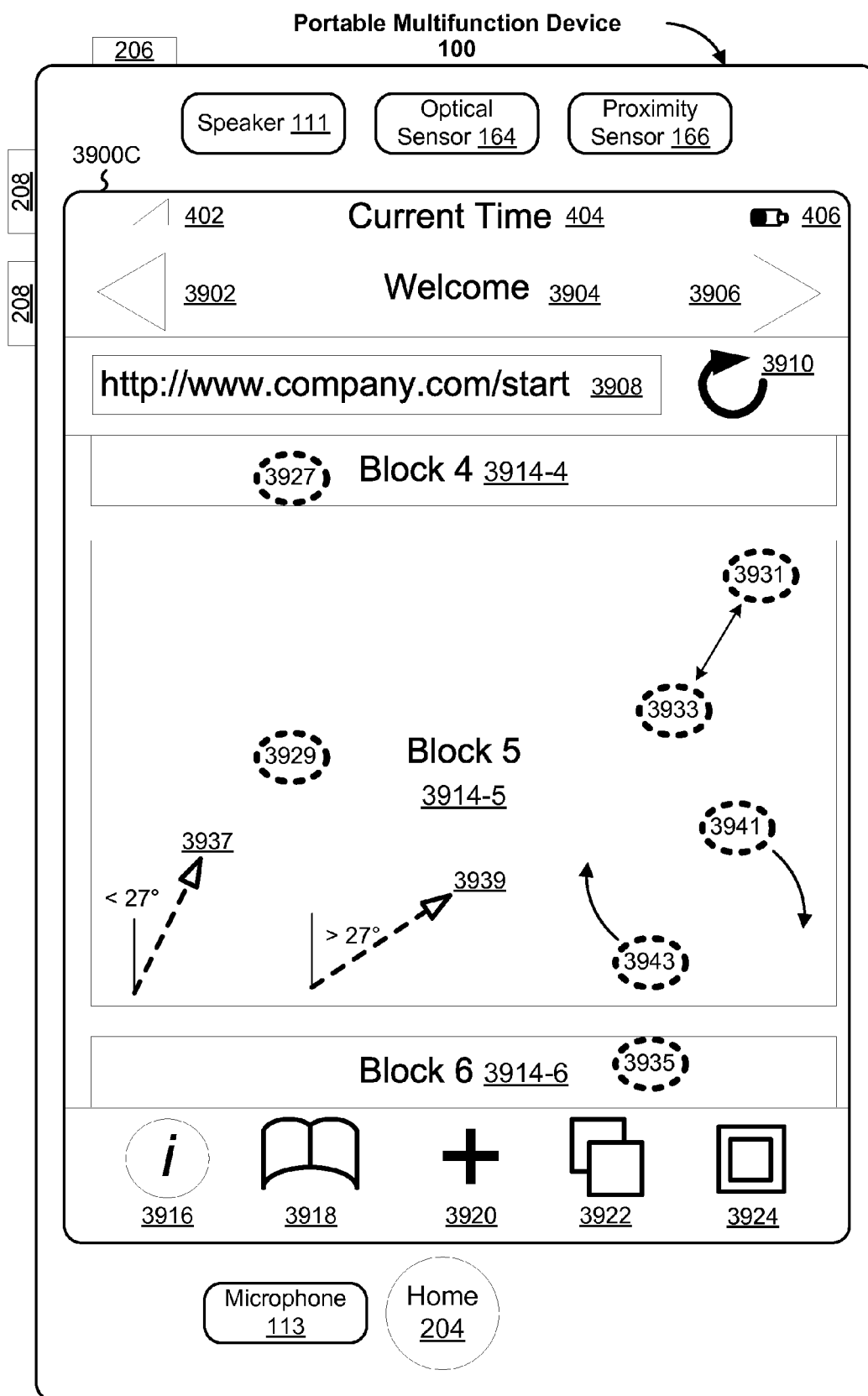


Figure 5C

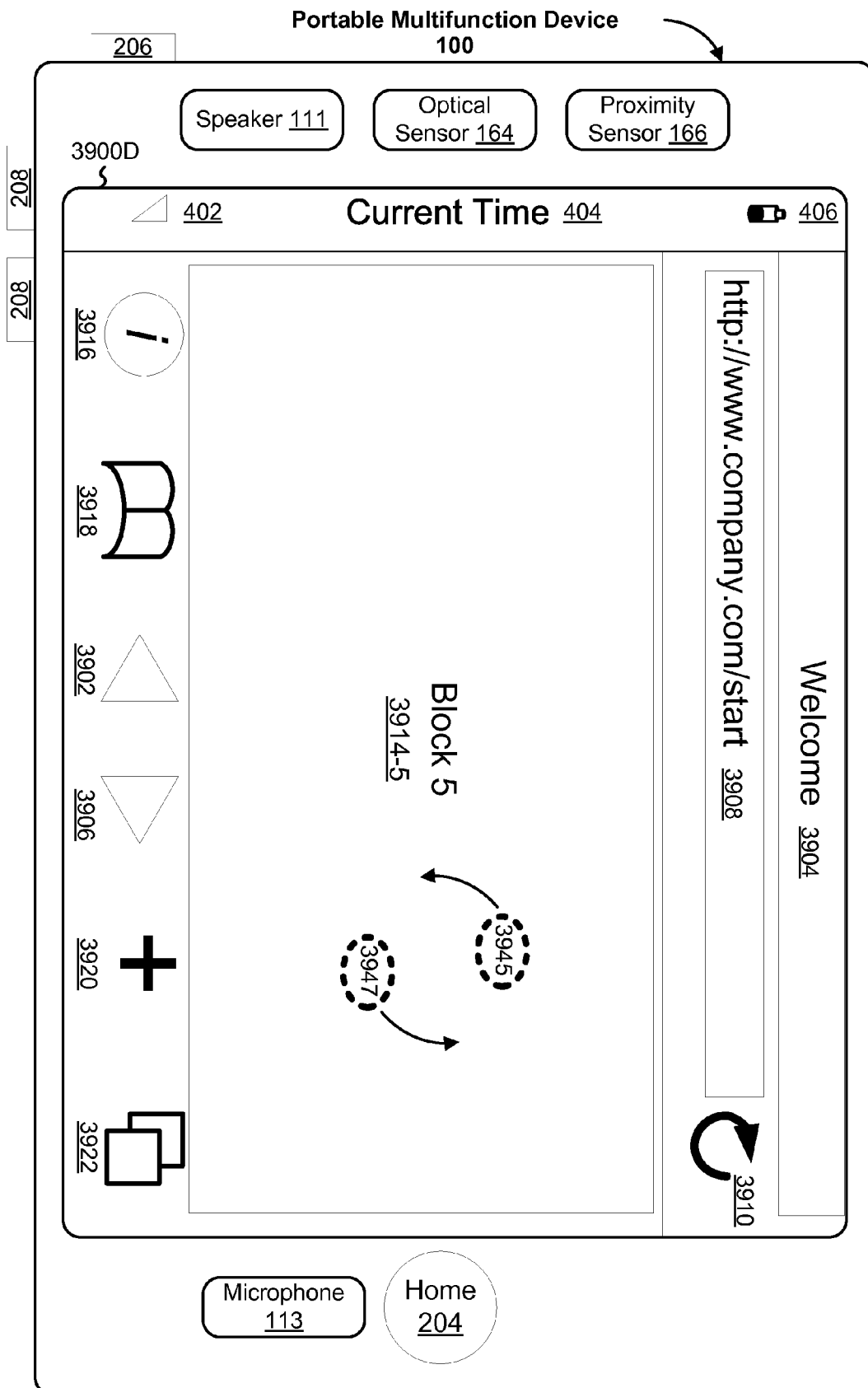


Figure 5D

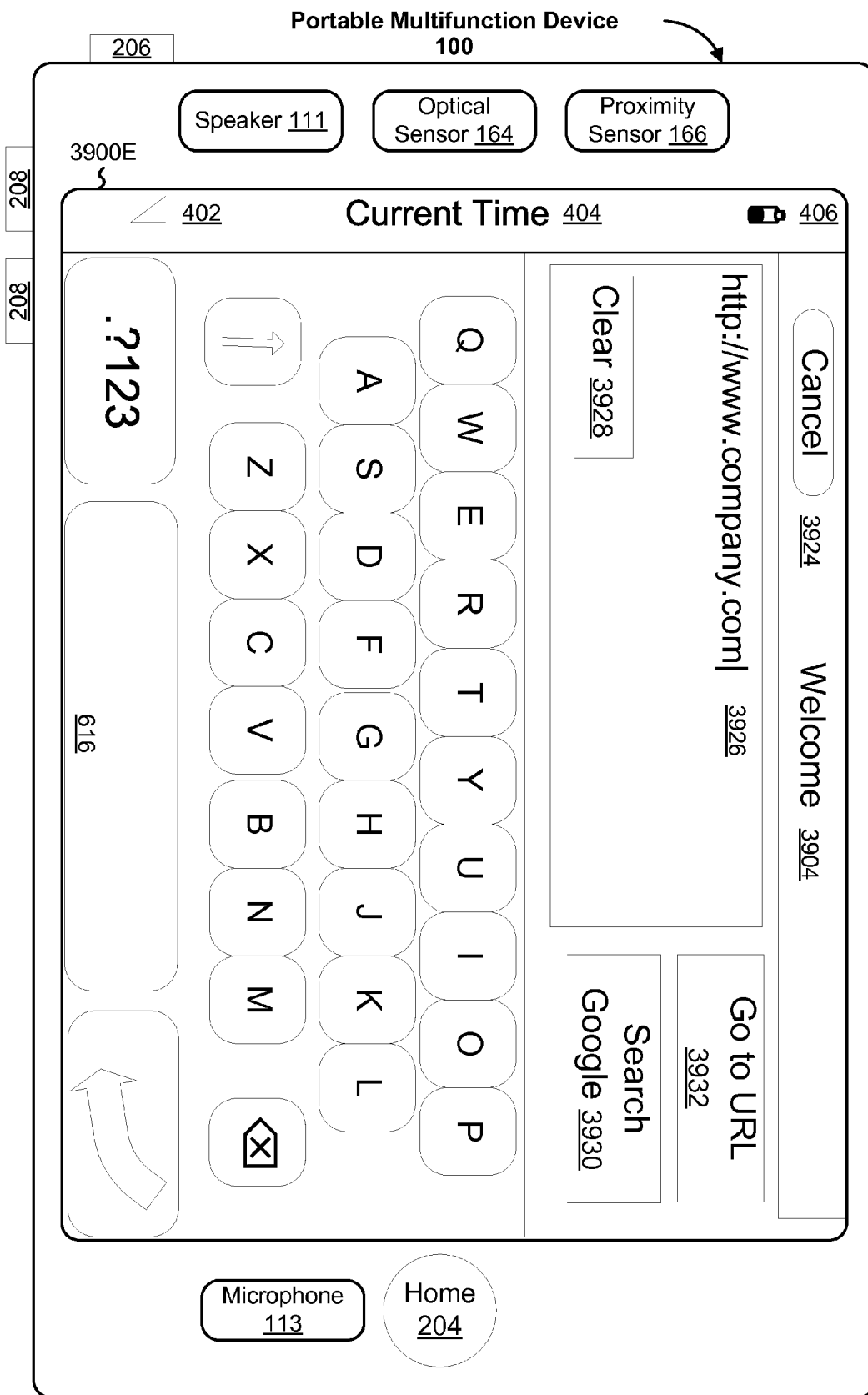


Figure 5E

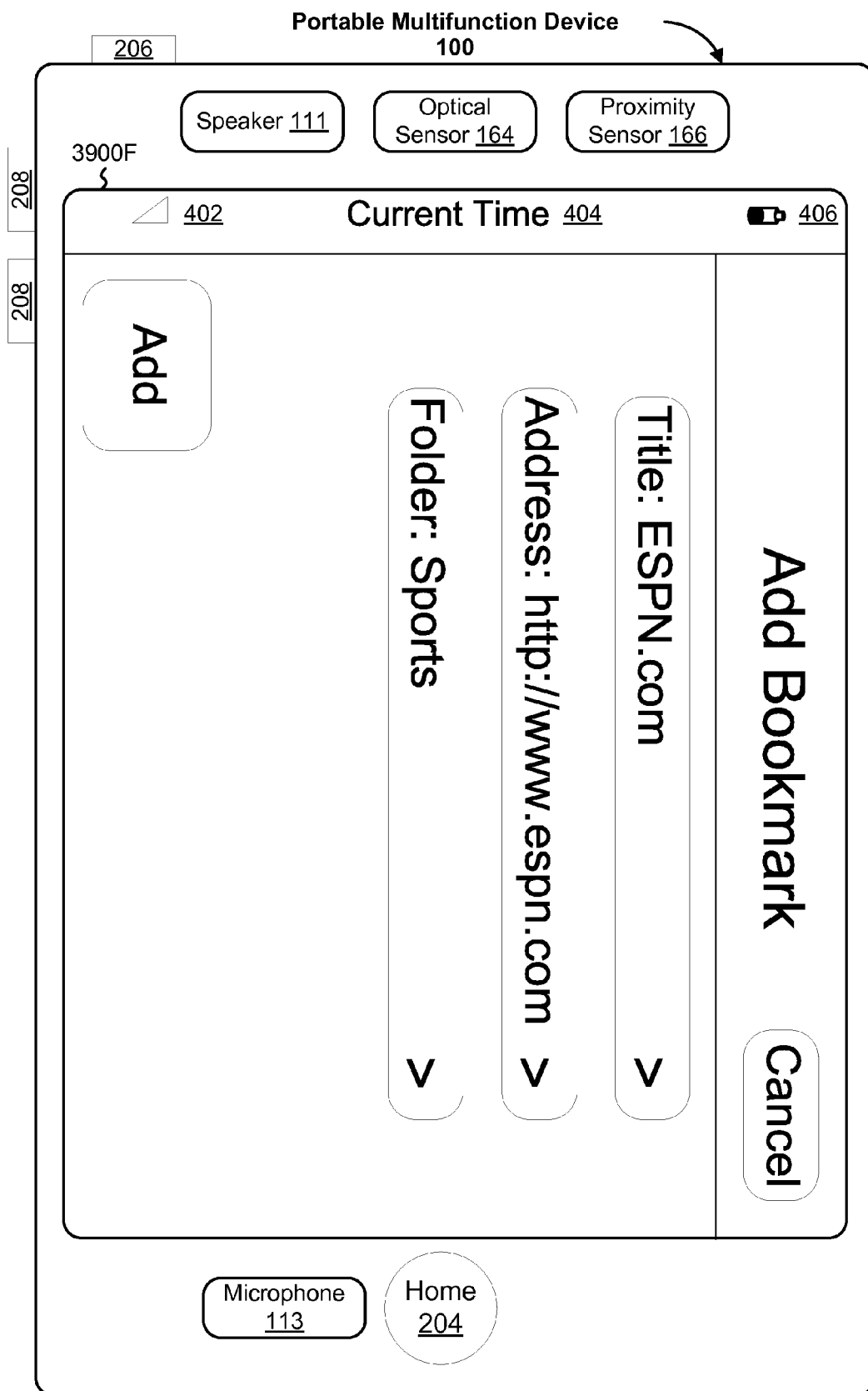


Figure 5F

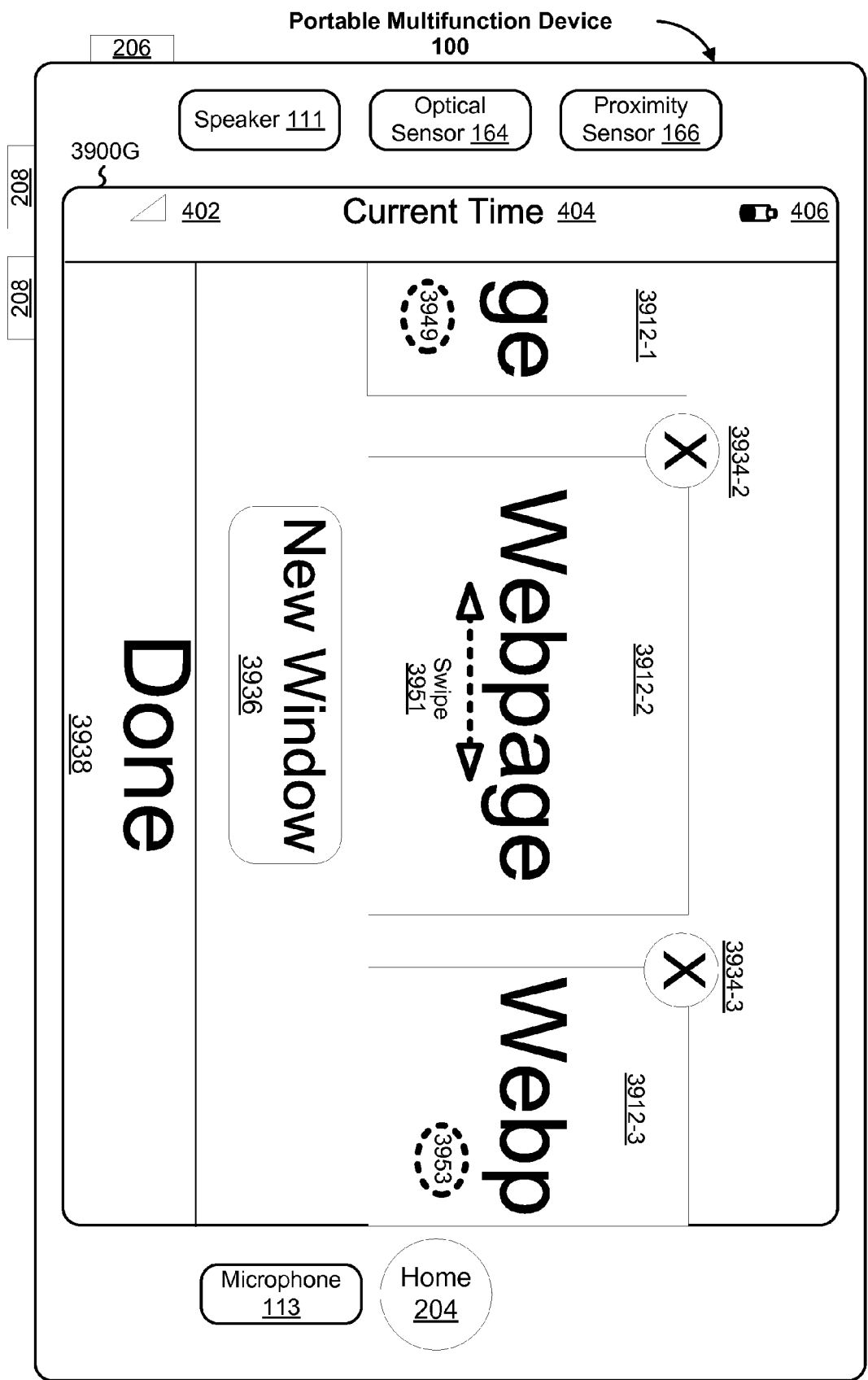


Figure 5G

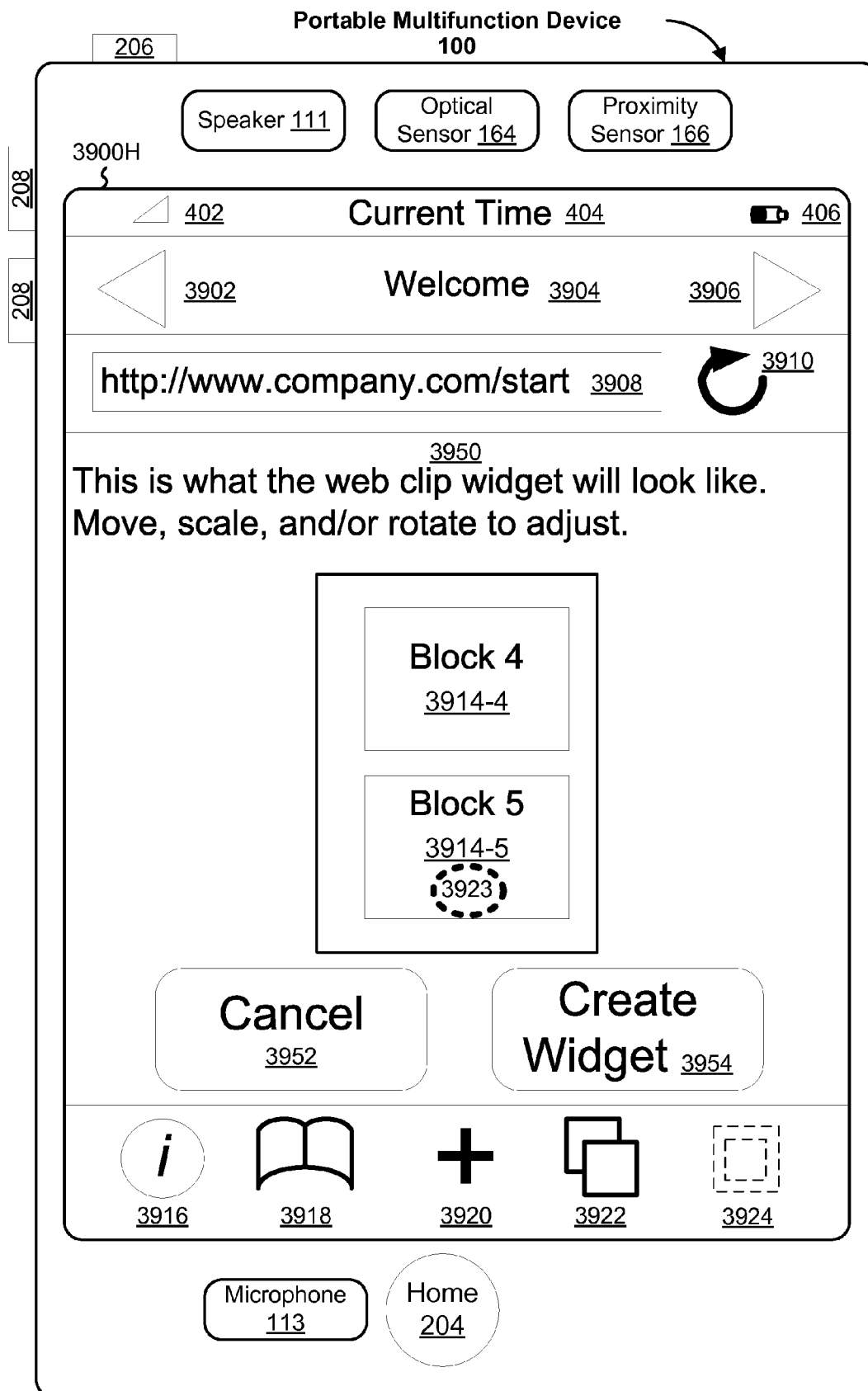


Figure 5H

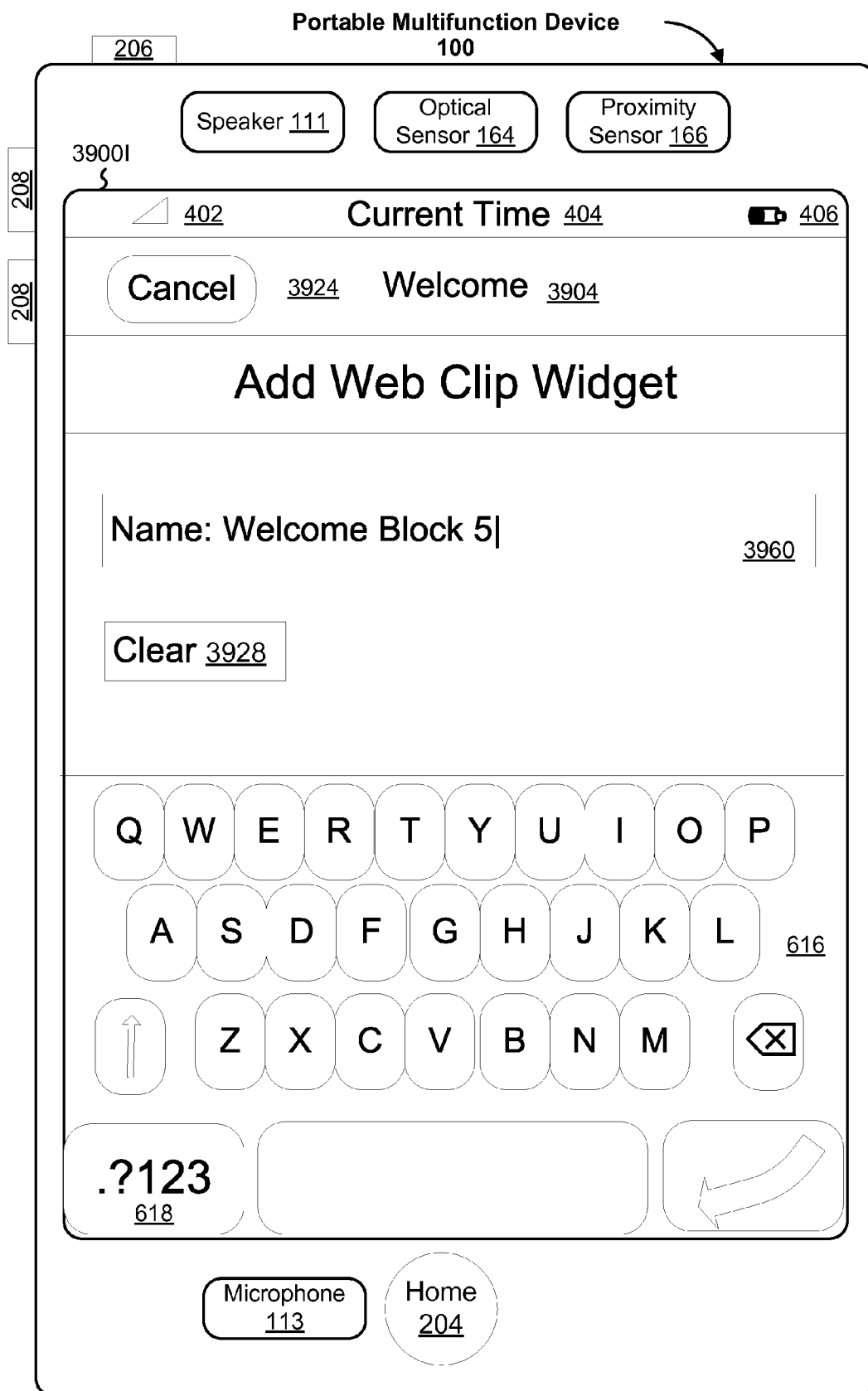


Figure 5I

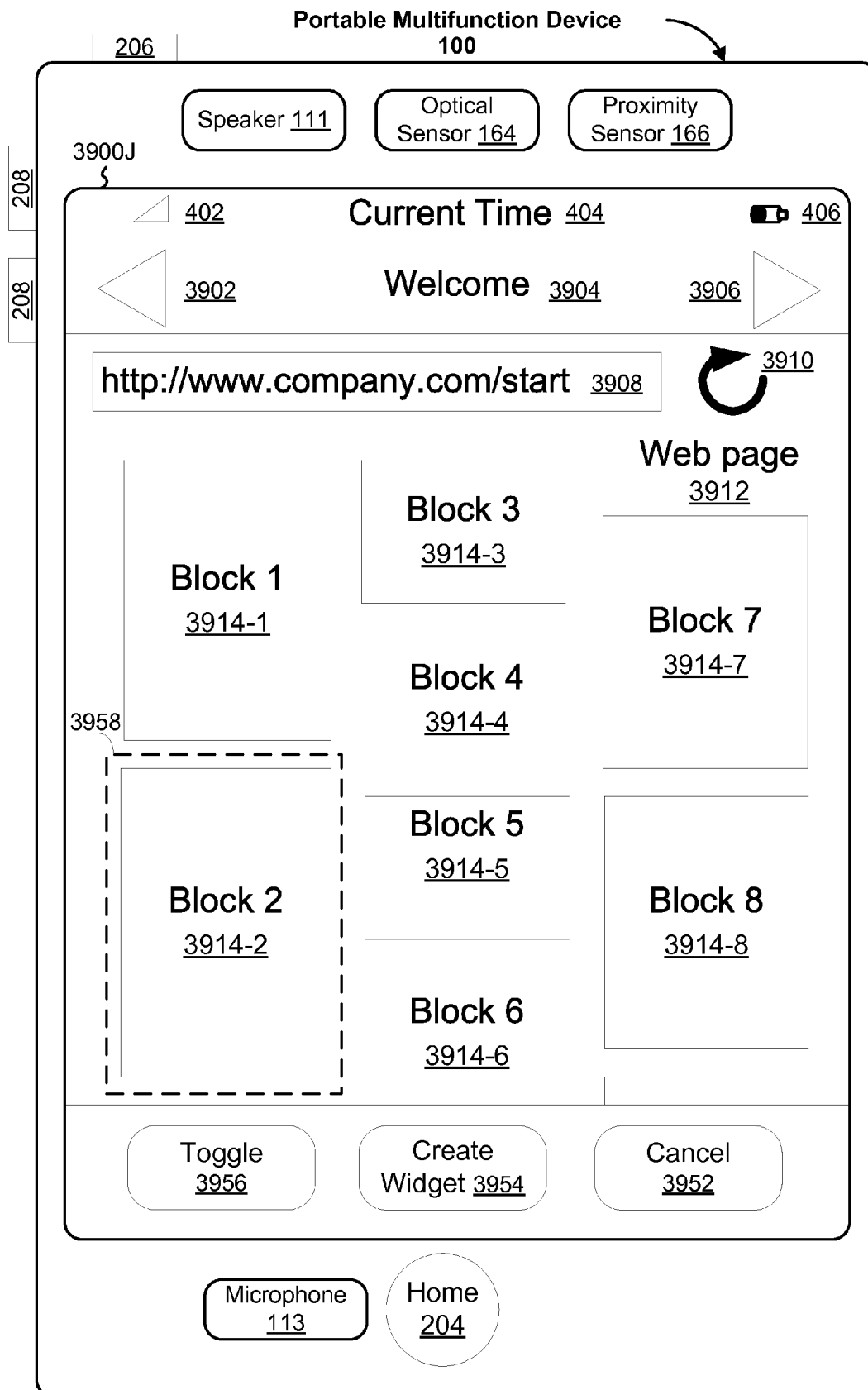


Figure 5J

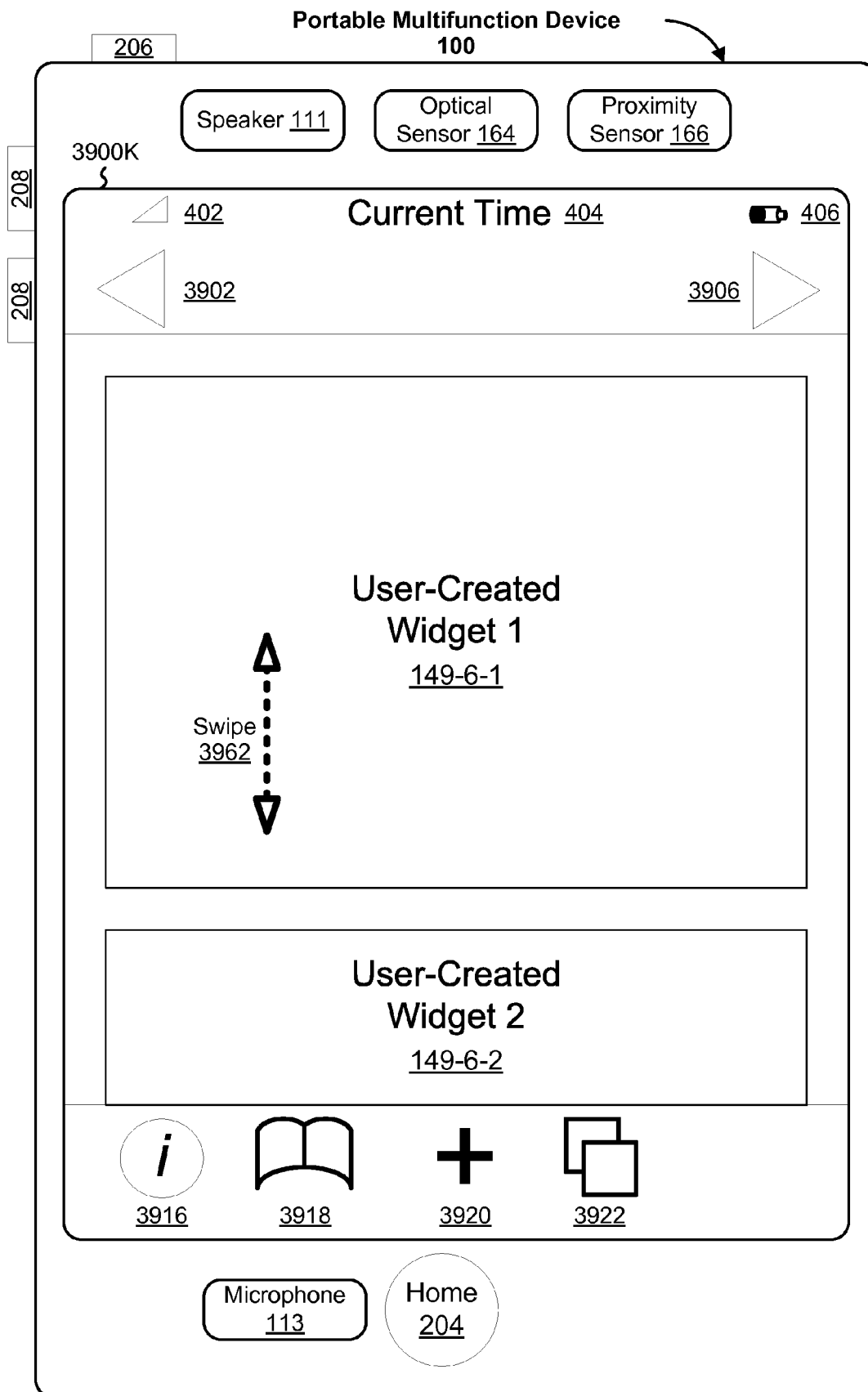


Figure 5K

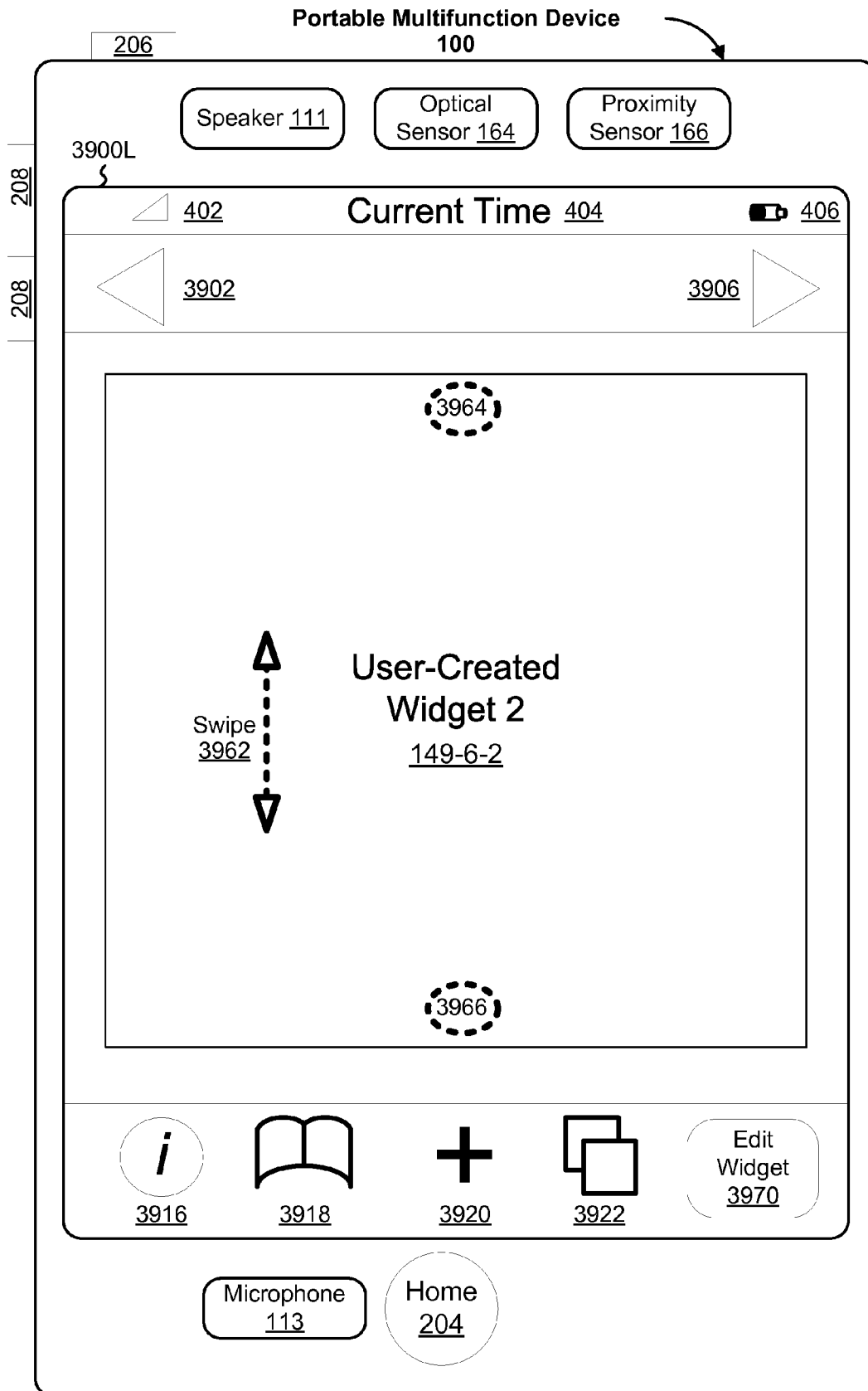


Figure 5L

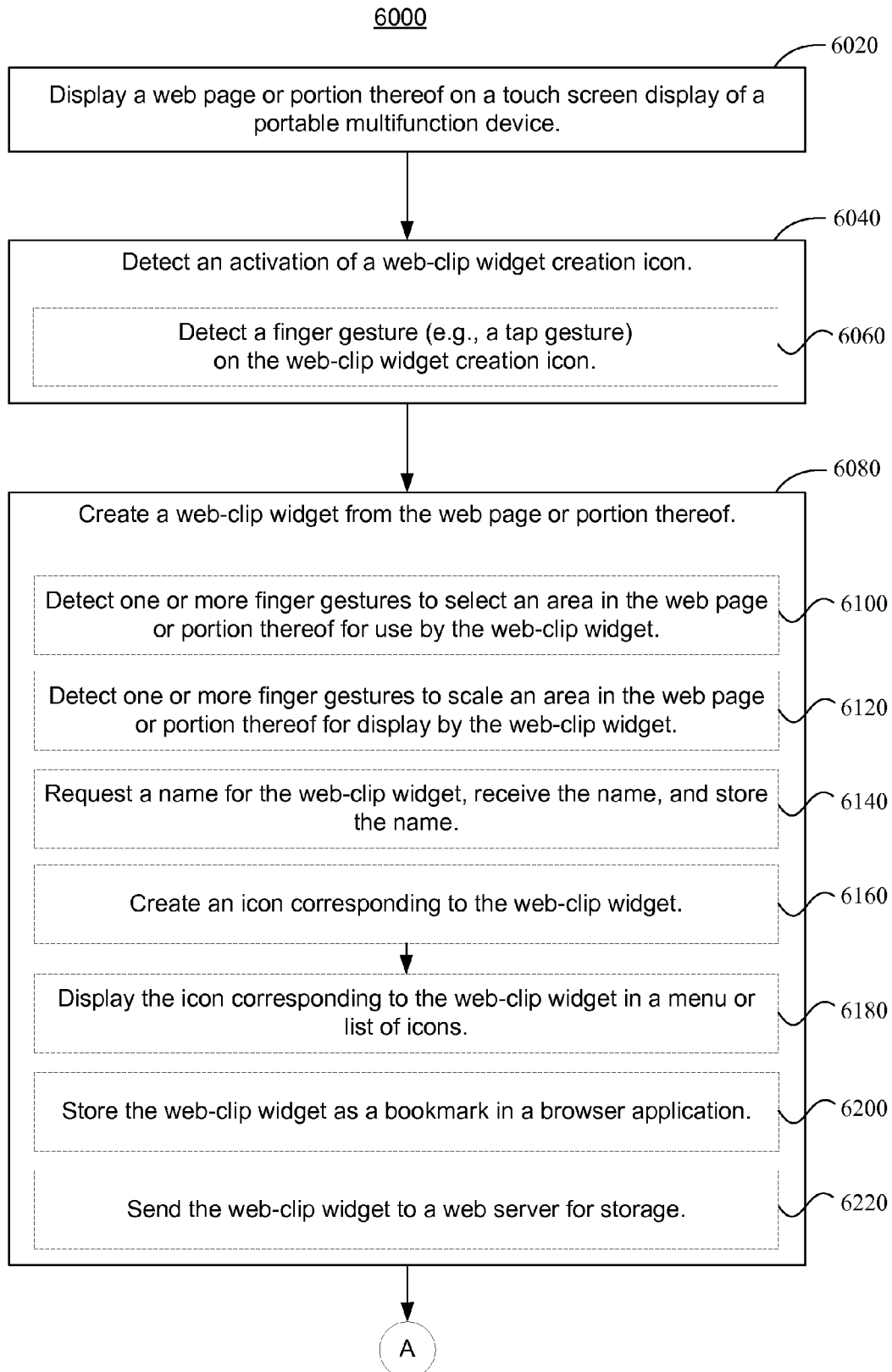
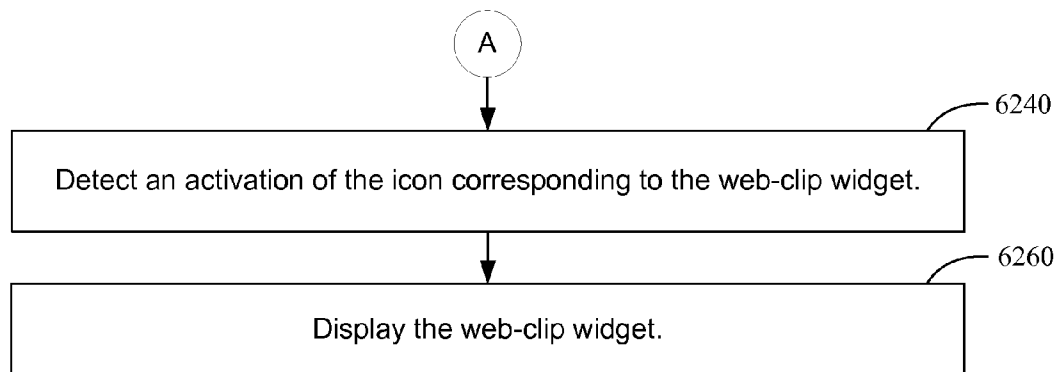
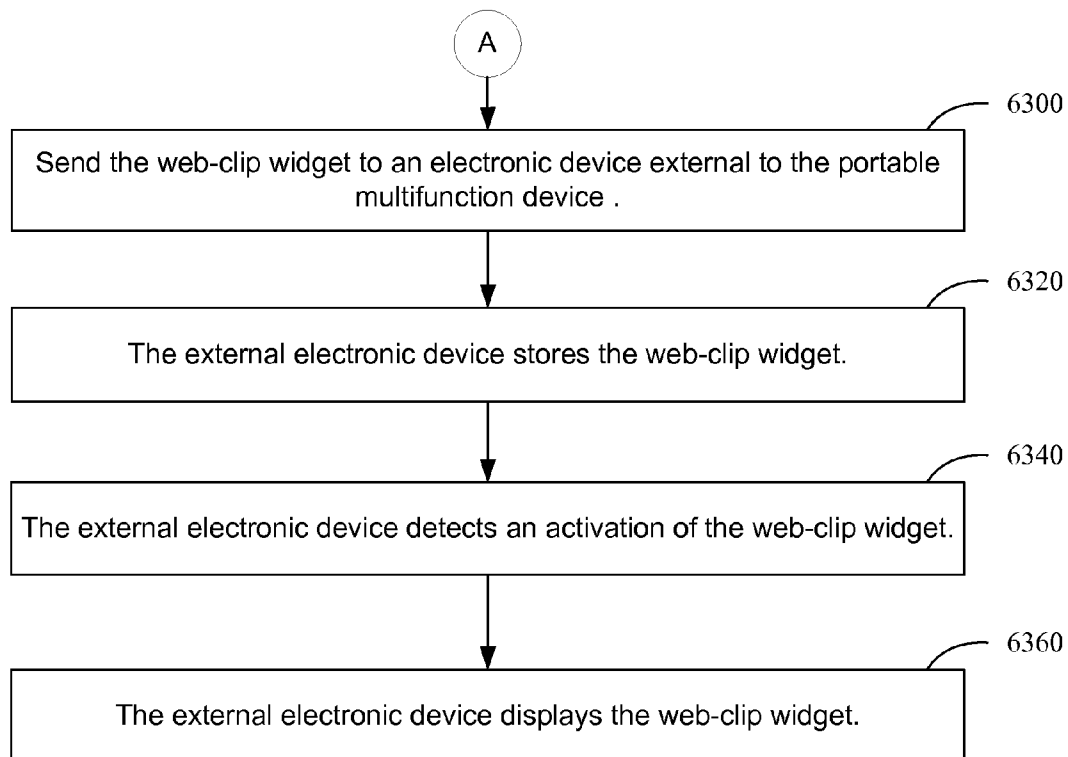
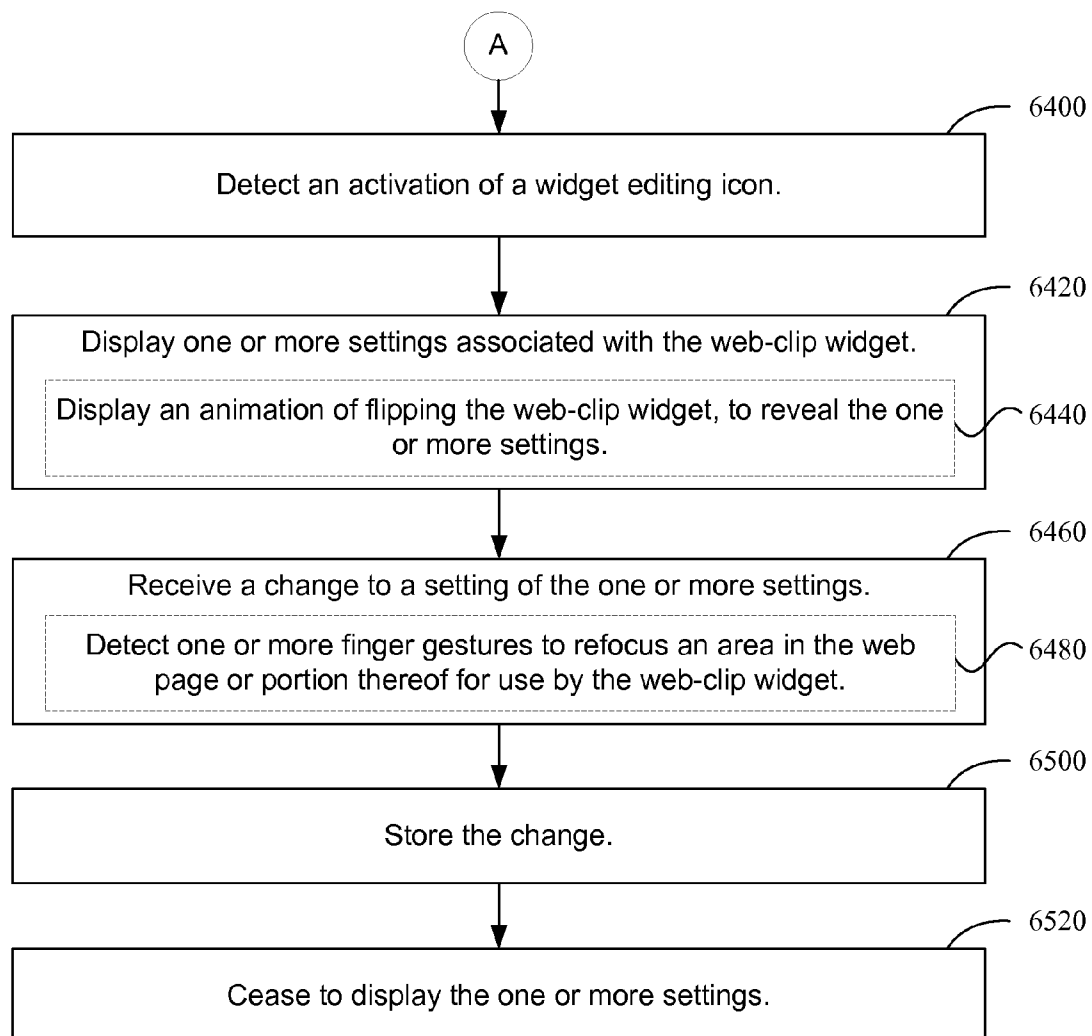


Figure 6A

**Figure 6B****Figure 6C**

**Figure 6D**

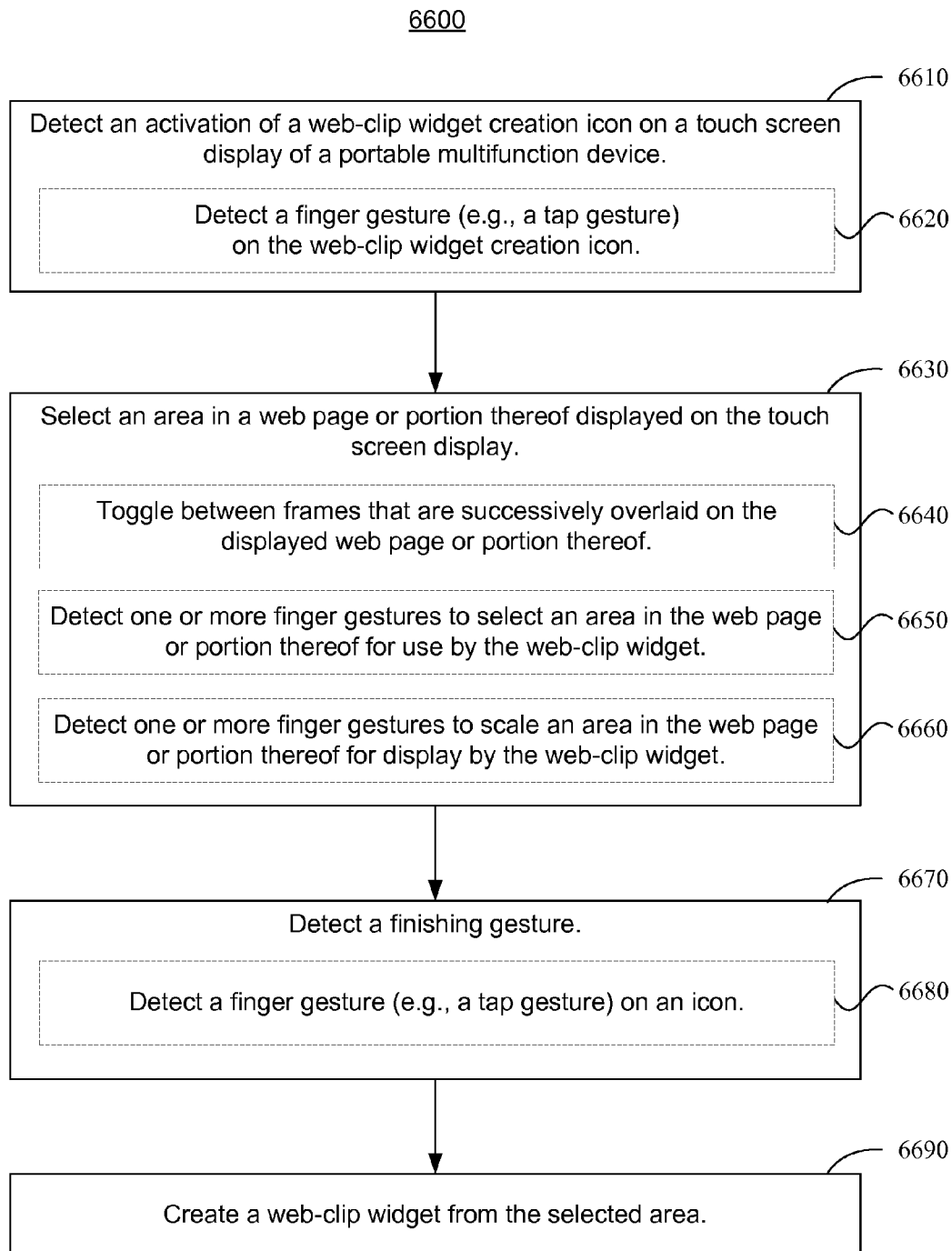
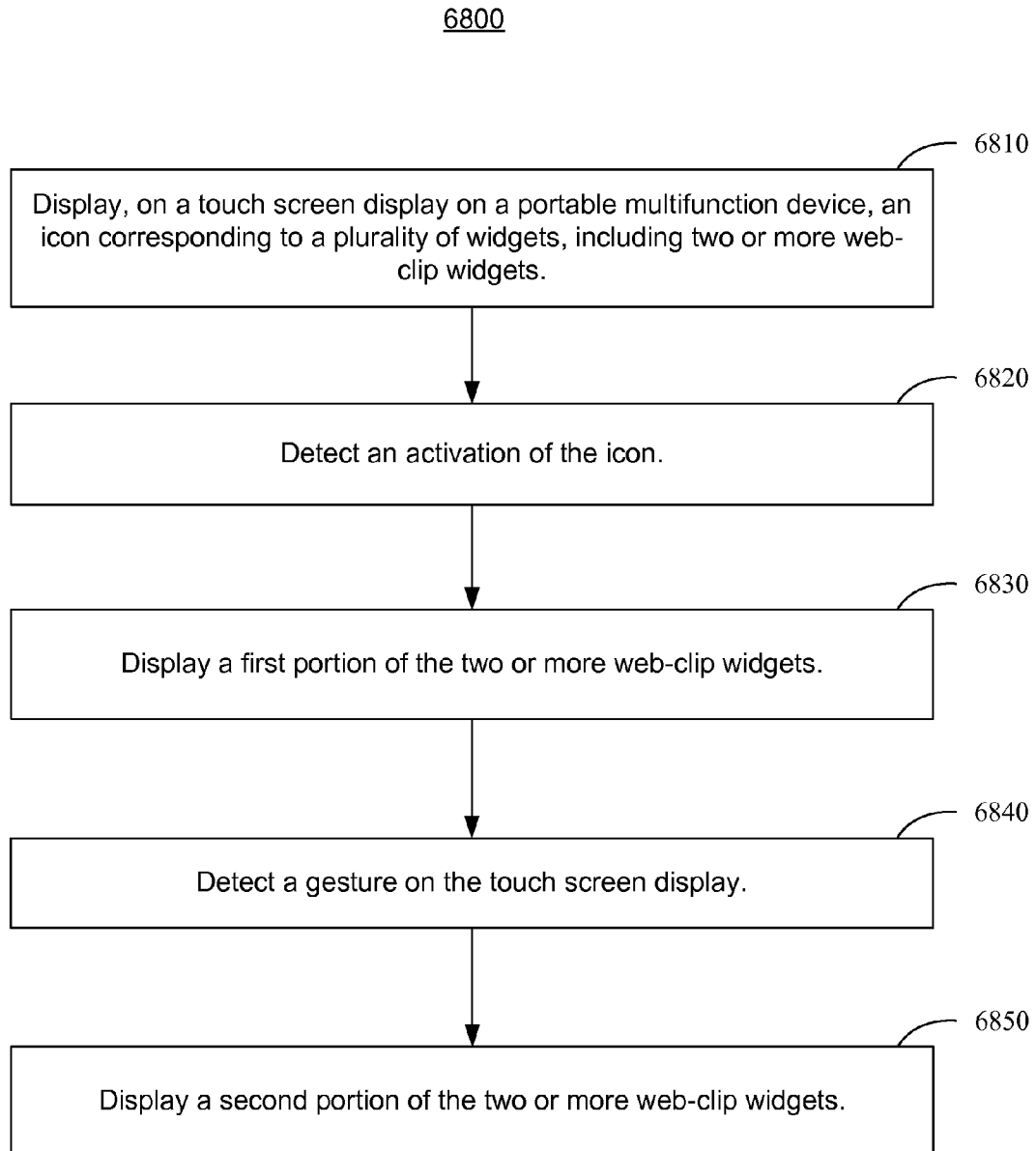
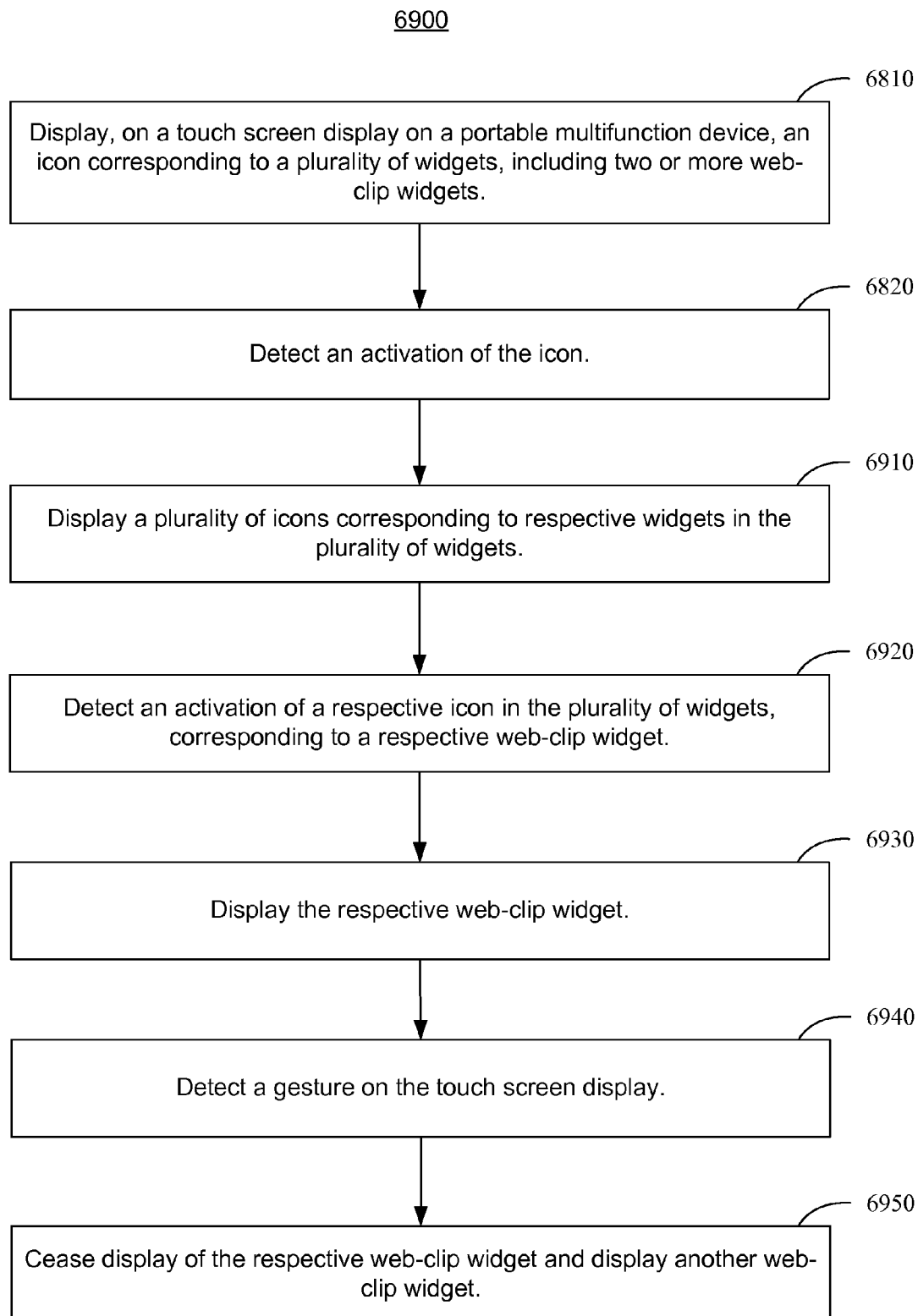


Figure 6E

**Figure 6F**

**Figure 6G**

1

WEB-CLIP WIDGETS ON A PORTABLE MULTIFUNCTION DEVICE

RELATED APPLICATIONS

This application is a continuation application of U.S. application Ser. No. 11/850,011, filed Sep. 4, 2007, now U.S. Pat. No. 7,940,250, entitled "Web-Clip Widgets on a Portable Multifunction Device," which claims priority to U.S. Provisional Patent Application Nos. 60/937,993, "Portable Multifunction Device," filed Jun. 29, 2007; 60/946,712, "Web-Clip Widgets on a Portable Multifunction Device," filed Jun. 27, 2007; 60/883,805, "Web-Clip Widgets on a Portable Multifunction Device," filed Jan. 7, 2007; 60/879,469, "Portable Multifunction Device," filed Jan. 8, 2007; 60/879,253, "Portable Multifunction Device," filed Jan. 7, 2007; and 60/824,769, "Portable Multifunction Device," filed Sep. 6, 2006. All of these applications are incorporated by reference herein in their entirety.

This application is related to U.S. patent application Ser. No. 13/104,911 filed May 10, 2011, entitled "Web-Clip Widgets on a Portable Multifunction Device," which is incorporated by reference herein in its entirety.

This application also is related to the following applications: (1) U.S. patent application Ser. No. 10/188,182, "Touch Pad For Handheld Device," filed on Jul. 1, 2002; (2) U.S. patent application Ser. No. 10/722,948, "Touch Pad For Handheld Device," filed on Nov. 25, 2003; (3) U.S. patent application Ser. No. 10/643,256, "Movable Touch Pad With Added Functionality," filed on Aug. 18, 2003; (4) U.S. patent application Ser. No. 10/654,108, "Ambidextrous Mouse," filed on Sep. 2, 2003; (5) U.S. patent application Ser. No. 10/840,862, "Multipoint Touchscreen," filed on May 6, 2004; (6) U.S. patent application Ser. No. 10/903,964, "Gestures For Touch Sensitive Input Devices," filed on Jul. 30, 2004; (7) U.S. patent application Ser. No. 11/038,590, "Mode-Based Graphical User Interfaces For Touch Sensitive Input Devices" filed on Jan. 18, 2005; (8) U.S. patent application Ser. No. 11/057,050, "Display Actuator," filed on Feb. 11, 2005; (9) U.S. Provisional Patent Application No. 60/658,777, "Multi-Functional Hand-Held Device," filed Mar. 4, 2005; and (10) U.S. patent application Ser. No. 11/367,749, "Multi-Functional Hand-Held Device," filed Mar. 3, 2006. All of these applications are incorporated by reference herein.

TECHNICAL FIELD

The disclosed embodiments relate generally to portable electronic devices, and more particularly, to creating widgets for displaying specified areas of web pages (i.e., creating web-clip widgets) on portable multifunction devices.

BACKGROUND

As portable electronic devices become more compact, and the number of functions performed by a given device increases, it has become a significant challenge to design a user interface that allows users to easily interact with a multifunction device. This challenge is particularly significant for handheld portable devices, which have much smaller screens than desktop or laptop computers. This situation is unfortunate because the user interface is the gateway through which users receive not only content but also responses to user actions or behaviors, including user attempts to access a device's features, tools, and functions. Some portable communication devices (e.g., mobile telephones, sometimes called mobile phones, cell phones, cellular telephones, and

2

the like) have resorted to adding more pushbuttons, increasing the density of push buttons, overloading the functions of pushbuttons, or using complex menu systems to allow a user to access, store and manipulate data. These conventional user interfaces often result in complicated key sequences and menu hierarchies that must be memorized by the user.

Many conventional user interfaces, such as those that include physical pushbuttons, are also inflexible. This may prevent a user interface from being configured and/or adapted by either an application running on the portable device or by users. When coupled with the time consuming requirement to memorize multiple key sequences and menu hierarchies, and the difficulty in activating a desired pushbutton, such inflexibility is frustrating to most users.

As a result of the small size of display screens on portable electronic devices, frequently only a portion of a web page of interest to a user can be displayed on the screen at a given time. Furthermore, the scale of display may be too small for comfortable or practical viewing. Users thus will frequently need to scroll and to scale a web page to view a portion of interest each time that they access the web page. However, the limitations of conventional user interfaces can cause this scrolling and scaling to be awkward to perform.

Accordingly, there is a need for portable multifunction devices with more transparent and intuitive user interfaces for creating widgets for displaying specified areas of web pages (i.e., for creating web-clip widgets) that are easy to use, configure, and/or adapt.

SUMMARY

The above deficiencies and other problems associated with user interfaces for portable devices are reduced or eliminated by the disclosed portable multifunction device. In some embodiments, the device has a touch-sensitive display (also known as a "touch screen") with a graphical user interface (GUI), one or more processors, memory and one or more modules, programs or sets of instructions stored in the memory for performing multiple functions. In some embodiments, the user interacts with the GUI primarily through finger contacts and gestures on the touch-sensitive display. In some embodiments, the functions may include telephoning, video conferencing, e-mailing, instant messaging, blogging, digital photographing, digital videoing, web browsing, digital music playing, and/or digital video playing. Instructions for performing these functions may be included in a computer readable storage medium or other computer program product configured for execution by one or more processors.

In an aspect of the invention, a computer-implemented method for use at a portable multifunction device with a touch screen display includes displaying a web page or portion thereof on the touch screen display. An activation of a web-clip widget creation icon is detected. In response to detecting the activation, a web-clip widget is created from the web page or portion thereof.

In another aspect, a computer-implemented method for use at a portable multifunction device with a touch screen display includes: detecting an activation of a web-clip widget creation icon; selecting an area in a web page or portion thereof displayed on the touch screen display; detecting a finishing gesture; and in response to detecting the finishing gesture, creating a web-clip widget from the selected area.

In another aspect, a computer-implemented method for use at a portable multifunction device with a touch screen display includes: displaying an icon corresponding to a plurality of widgets, including two or more web-clip widgets; detecting an activation of the icon; in response to detecting the activa-

3

tion, displaying a first portion of the two or more web-clip widgets on the touch screen display; detecting a gesture on the touch screen display; and in response to detecting the gesture, displaying a second portion of the two or more web-clip widgets on the touch screen display.

In another aspect, a computer-implemented method for use at a portable multifunction device with a touch screen display includes: displaying an icon corresponding to a plurality of widgets, including two or more web-clip widgets; detecting an activation of the icon; in response to detecting the activation of the icon, displaying a plurality of icons corresponding to respective widgets in the plurality of widgets; detecting an activation of a respective icon in the plurality of icons, corresponding to a respective web-clip widget; in response to detecting the activation of the respective icon, displaying the respective web-clip widget; detecting a gesture on the touch screen display; and, in response to detecting the gesture, ceasing display of the respective web-clip widget and displaying another web-clip widget.

In another aspect, a graphical user interface on a portable multifunction device with a touch screen display includes a web-clip widget creation icon and a web page or portion thereof. In response to detecting activation of the web-clip widget creation icon, a web-clip widget is created from the web page or portion thereof.

In another aspect, a graphical user interface on a portable multifunction device with a touch screen display includes a web-clip widget creation icon and a web page or portion thereof. In response to detecting activation of the web-clip widget creation icon, detecting selection of an area in a web page or portion thereof displayed on the touch screen display, and detecting a finishing gesture, a web-clip widget is created from the selected area.

In another aspect, a graphical user interface on a portable multifunction device with a touch screen display includes an icon corresponding to a plurality of widgets, including two or more web-clip widgets. In response to detecting an activation of the icon, a first portion of the two or more web-clip widgets is displayed on the touch screen display. In response to detecting a gesture on the touch screen display, a second portion of the two or more web-clip widgets is displayed on the touch screen display.

In another aspect, a graphical user interface on a portable multifunction device with a touch screen display includes an icon corresponding to a plurality of widgets, including two or more web-clip widgets, and a plurality of icons corresponding to respective widgets in the plurality of widgets. In response to detecting an activation of the icon corresponding to the plurality of widgets, the plurality of icons is displayed. In response to detecting an activation of a respective icon in the plurality of icons, the respective web-clip widget is displayed. In response to detecting a gesture on the touch screen display; display of the respective web-clip widget is ceased and another web-clip widget is displayed.

In another aspect, a portable multifunction device includes a touch screen display, one or more processors, memory, and one or more programs. The one or more programs are stored in the memory and configured to be executed by the one or more processors. The one or more programs include instructions for displaying a web page or portion thereof on the touch screen display and instructions for detecting an activation of a web-clip widget creation icon. The one or more programs also include instructions for creating, in response to detecting the activation, a web-clip widget from the web page or portion thereof.

In another aspect, a portable multifunction device includes a touch screen display, one or more processors, memory, and

4

one or more programs. The one or more programs are stored in the memory and configured to be executed by the one or more processors. The one or more programs include: instructions for detecting an activation of a web-clip widget creation icon; instructions for selecting an area in a web page or portion thereof displayed on the touch screen display; instructions for detecting a finishing gesture; and instructions for creating a web-clip widget from the selected area, in response to detecting the finishing gesture.

In another aspect, a portable multifunction device includes a touch screen display, one or more processors, memory, and one or more programs. The one or more programs are stored in the memory and configured to be executed by the one or more processors. The one or more programs include: instructions for displaying an icon corresponding to a plurality of widgets, including two or more web-clip widgets; instructions for detecting an activation of the icon; instructions for displaying a first portion of the two or more web-clip widgets on the touch screen display, in response to detecting the activation; instructions for detecting a gesture on the touch screen display; and instructions for displaying a second portion of the two or more web-clip widgets on the touch screen display, in response to detecting the gesture.

In another aspect, a portable multifunction device includes a touch screen display, one or more processors, memory, and one or more programs. The one or more programs are stored in the memory and configured to be executed by the one or more processors. The one or more programs include: instructions for displaying an icon corresponding to a plurality of widgets, including two or more web-clip widgets; instructions for detecting an activation of the icon; instructions for displaying a plurality of icons corresponding to respective widgets in the plurality of widgets, in response to detecting the activation of the icon; instructions for detecting an activation of a respective icon in the plurality of icons, corresponding to a respective web-clip widget; instructions for displaying the respective web-clip widget, in response to detecting the activation of the respective icon; instructions for detecting a gesture on the touch screen display; and instructions for ceasing display of the respective web-clip widget and displaying another web-clip widget, in response to detecting the gesture.

In another aspect, a computer-program product includes a computer readable storage medium and a computer program mechanism (e.g., one or more computer programs) embedded therein. The computer program mechanism comprises instructions, which when executed by a portable multifunction device with a touch screen display, cause the device to display a web page or portion thereof on the touch screen display; to detect an activation of a web-clip widget creation icon; and to create, in response to detecting the activation, a web-clip widget from the web page or portion thereof.

In another aspect, a computer-program product includes a computer readable storage medium and a computer program mechanism (e.g., one or more computer programs) embedded therein. The computer program mechanism includes instructions, which when executed by a portable multifunction device with a touch screen display, cause the device to: detect an activation of a web-clip widget creation icon; select an area in a web page or portion thereof displayed on the touch screen display; detect a finishing gesture; and create a web-clip widget from the selected area, in response to detecting the finishing gesture.

In another aspect, a computer-program product includes a computer readable storage medium and a computer program mechanism (e.g., one or more computer programs) embedded therein. The computer program mechanism includes instruc-

5

tions, which when executed by a portable multifunction device with a touch screen display, cause the device to: display an icon corresponding to a plurality of widgets, including two or more web-clip widgets; detect an activation of the icon; display a first portion of the two or more web-clip widgets on the touch screen display, in response to detecting the activation; detect a gesture on the touch screen display; and, in response to detecting the gesture, display a second portion of the two or more web-clip widgets on the touch screen display.

In another aspect, a computer-program product includes a computer readable storage medium and a computer program mechanism (e.g., one or more computer programs) embedded therein. The computer program mechanism includes instructions, which when executed by a portable multifunction device with a touch screen display, cause the device to: display an icon corresponding to a plurality of widgets, including two or more web-clip widgets; detect an activation of the icon; display a plurality of icons corresponding to respective widgets in the plurality of widgets, in response to detecting the activation of the icon; detect an activation of a respective icon in the plurality of icons, corresponding to a respective web-clip widget; display, in response to detecting the activation of the respective icon, the respective web-clip widget; detect a gesture on the touch screen display; and, in response to detecting the gesture, cease display of the respective web-clip widget and display another web-clip widget.

In another aspect, a portable multifunction device with a touch screen display includes: means for displaying a web page or portion thereof on the touch screen display; means for detecting an activation of a web-clip widget creation icon; and means for creating, in response to detecting the activation, a web-clip widget from the web page or portion thereof.

In another aspect, a portable multifunction device with a touch screen display includes: means for detecting an activation of a web-clip widget creation icon; means for selecting an area in a web page or portion thereof displayed on the touch screen display; means for detecting a finishing gesture; and means for creating a web-clip widget from the selected area, in response to detecting the finishing gesture.

In another aspect, a portable multifunction device with a touch screen display includes: means for displaying an icon corresponding to a plurality of widgets, including two or more web-clip widgets; means for detecting an activation of the icon; means for displaying a first portion of the two or more web-clip widgets on the touch screen display, in response to detecting the activation; means for detecting a gesture on the touch screen display; and means for displaying a second portion of the two or more web-clip widgets on the touch screen display, in response to detecting the gesture.

In another aspect, a portable multifunction device with a touch screen display includes: means for displaying an icon corresponding to a plurality of widgets, including two or more web-clip widgets; means for detecting an activation of the icon; means for displaying a plurality of icons corresponding to respective widgets in the plurality of widgets, in response to detecting the activation of the icon; means for detecting an activation of a respective icon in the plurality of icons, corresponding to a respective web-clip widget; means for displaying, in response to detecting the activation of the respective icon, the respective web-clip widget; means for detecting a gesture on the touch screen display; and means for ceasing display of the respective web-clip widget and displaying another web-clip widget, in response to detecting the gesture.

Activation of a web-clip widget created in accordance with the disclosed embodiments displays a previously specified

6

area in a web page at a specified display size or scale factor. The user thus is spared from having to enlarge and center the area of the web page that is of interest each time the user visits the web page.

BRIEF DESCRIPTION OF THE DRAWINGS

For a better understanding of the aforementioned embodiments of the invention as well as additional embodiments thereof, reference should be made to the Description of Embodiments below, in conjunction with the following drawings in which like reference numerals refer to corresponding parts throughout the figures.

FIG. 1 is a block diagram illustrating a portable multifunction device with a touch-sensitive display in accordance with some embodiments.

FIG. 2 illustrates a portable multifunction device having a touch screen in accordance with some embodiments.

FIG. 3 illustrates an exemplary user interface for unlocking a portable electronic device in accordance with some embodiments.

FIGS. 4A-4B illustrate exemplary user interfaces having menus of applications and/or widgets on a portable multifunction device in accordance with some embodiments.

FIG. 4C illustrates an exemplary user interface having a list of user-created widgets on a portable multifunction device in accordance with some embodiments.

FIGS. 5A-5J illustrate an exemplary user interface for a browser in accordance with some embodiments.

FIGS. 5K and 5L illustrate exemplary user interfaces for displaying web-clip widgets in accordance with some embodiments.

FIGS. 6A-6E are flow diagrams illustrating processes for creating a web-clip widget from a web page or portion thereof in accordance with some embodiments.

FIGS. 6F and 6G are flow diagrams illustrating processes for displaying web-clip widgets in accordance with some embodiments.

DESCRIPTION OF EMBODIMENTS

Reference will now be made in detail to embodiments, examples of which are illustrated in the accompanying drawings. In the following detailed description, numerous specific details are set forth in order to provide a thorough understanding of the present invention. However, it will be apparent to one of ordinary skill in the art that the present invention may be practiced without these specific details. In other instances, well-known methods, procedures, components, circuits, and networks have not been described in detail so as not to unnecessarily obscure aspects of the embodiments.

Embodiments of a portable multifunction device, user interfaces for such devices, and associated processes for using such devices are described. In some embodiments, the device is a portable communications device such as a mobile telephone that also contains other functions, such as PDA and/or music player functions.

The user interface may include a physical click wheel in addition to a touch screen or a virtual click wheel displayed on the touch screen. A click wheel is a user-interface device that may provide navigation commands based on an angular displacement of the wheel or a point of contact with the wheel by a user of the device. A click wheel may also be used to provide a user command corresponding to selection of one or more items, for example, when the user of the device presses down on at least a portion of the wheel or the center of the wheel. Alternatively, breaking contact with a click wheel image on a

touch screen surface may indicate a user command corresponding to selection. For simplicity, in the discussion that follows, a portable multifunction device that includes a touch screen is used as an exemplary embodiment. It should be understood, however, that some of the user interfaces and associated processes may be applied to other devices, such as personal computers and laptop computers, which may include one or more other physical user-interface devices, such as a physical click wheel, a physical keyboard, a mouse and/or a joystick.

The device supports a variety of applications, such as one or more of the following: a telephone application, a video conferencing application, an e-mail application, an instant messaging application, a blogging application, a photo management application, a digital camera application, a digital video camera application, a web browsing application, a digital music player application, and/or a digital video player application.

The various applications that may be executed on the device may use at least one common physical user-interface device, such as the touch screen. One or more functions of the touch screen as well as corresponding information displayed on the device may be adjusted and/or varied from one application to the next and/or within a respective application. In this way, a common physical architecture (such as the touch screen) of the device may support the variety of applications with user interfaces that are intuitive and transparent.

The user interfaces may include one or more soft keyboard embodiments. The soft keyboard embodiments may include standard (QWERTY) and/or non-standard configurations of symbols on the displayed icons of the keyboard, such as those described in U.S. patent application Ser. Nos. 11/459,606, "Keyboards For Portable Electronic Devices," filed Jul. 24, 2006, and 11/459,615, "Touch Screen Keyboards For Portable Electronic Devices," filed Jul. 24, 2006, the contents of which are hereby incorporated by reference. The keyboard embodiments may include a reduced number of icons (or soft keys) relative to the number of keys in existing physical keyboards, such as that for a typewriter. This may make it easier for users to select one or more icons in the keyboard, and thus, one or more corresponding symbols. The keyboard embodiments may be adaptive. For example, displayed icons may be modified in accordance with user actions, such as selecting one or more icons and/or one or more corresponding symbols. One or more applications on the portable device may utilize common and/or different keyboard embodiments. Thus, the keyboard embodiment used may be tailored to at least some of the applications. In some embodiments, one or more keyboard embodiments may be tailored to a respective user. For example, based on a word usage history (lexicography, slang, individual usage) of the respective user. Some of the keyboard embodiments may be adjusted to reduce a probability of a user error when selecting one or more icons, and thus one or more symbols, when using the soft keyboard embodiments.

Attention is now directed towards embodiments of the device. FIG. 1 is a block diagram illustrating a portable multifunction device **100** with a touch-sensitive display **112** in accordance with some embodiments. The touch-sensitive display **112** is sometimes called a "touch screen" for convenience. The device **100** may include a memory **102** (which may include one or more computer readable storage mediums), a memory controller **122**, one or more processing units (CPU's) **120**, a peripherals interface **118**, RF circuitry **108**, audio circuitry **110**, a speaker **111**, a microphone **113**, an input/output (I/O) subsystem **106**, other input or control devices **116**, and an external port **124**. The device **100** may

include one or more optical sensors **164**. These components may communicate over one or more communication buses or signal lines **103**.

It should be appreciated that the device **100** is only one example of a portable multifunction device **100**, and that the device **100** may have more or fewer components than shown, may combine two or more components, or may have a different configuration or arrangement of the components. The various components shown in FIG. 1 may be implemented in hardware, software or a combination of both hardware and software, including one or more signal processing and/or application specific integrated circuits.

Memory **102** may include high-speed random access memory and may also include non-volatile memory, such as one or more magnetic disk storage devices, flash memory devices, or other non-volatile solid-state memory devices. Access to memory **102** by other components of the device **100**, such as the CPU **120** and the peripherals interface **118**, may be controlled by the memory controller **122**.

The peripherals interface **118** couples the input and output peripherals of the device to the CPU **120** and memory **102**. The one or more processors **120** run or execute various software programs and/or sets of instructions stored in memory **102** to perform various functions for the device **100** and to process data.

In some embodiments, the peripherals interface **118**, the CPU **120**, and the memory controller **122** may be implemented on a single chip, such as a chip **104**. In some other embodiments, they may be implemented on separate chips.

The RF (radio frequency) circuitry **108** receives and sends RF signals, also called electromagnetic signals. The RF circuitry **108** converts electrical signals to/from electromagnetic signals and communicates with communications networks and other communications devices via the electromagnetic signals. The RF circuitry **108** may include well-known circuitry for performing these functions, including but not limited to an antenna system, an RF transceiver, one or more amplifiers, a tuner, one or more oscillators, a digital signal processor, a CODEC chipset, a subscriber identity module (SIM) card, memory, and so forth. The RF circuitry **108** may communicate with networks, such as the Internet, also referred to as the World Wide Web (WWW), an intranet and/or a wireless network, such as a cellular telephone network, a wireless local area network (LAN) and/or a metropolitan area network (MAN), and other devices by wireless communication. The wireless communication may use any of a plurality of communications standards, protocols and technologies, including but not limited to Global System for Mobile Communications (GSM), Enhanced Data GSM Environment (EDGE), wideband code division multiple access (W-CDMA), code division multiple access (CDMA), time division multiple access (TDMA), Bluetooth, Wireless Fidelity (Wi-Fi) (e.g., IEEE 802.11a, IEEE 802.11b, IEEE 802.11g and/or IEEE 802.11n), voice over Internet Protocol (VoIP), Wi-MAX, a protocol for email, instant messaging, and/or Short Message Service (SMS)), or any other suitable communication protocol, including communication protocols not yet developed as of the filing date of this document.

The audio circuitry **110**, the speaker **111**, and the microphone **113** provide an audio interface between a user and the device **100**. The audio circuitry **110** receives audio data from the peripherals interface **118**, converts the audio data to an electrical signal, and transmits the electrical signal to the speaker **111**. The speaker **111** converts the electrical signal to human-audible sound waves. The audio circuitry **110** also receives electrical signals converted by the microphone **113** from sound waves. The audio circuitry **110** converts the elec-

trical signal to audio data and transmits the audio data to the peripherals interface **118** for processing. Audio data may be retrieved from and/or transmitted to memory **102** and/or the RF circuitry **108** by the peripherals interface **118**. In some embodiments, the audio circuitry **110** also includes a headset jack (not shown). The headset jack provides an interface between the audio circuitry **110** and removable audio input/output peripherals, such as output-only headphones or a headset with both output (e.g., a headphone for one or both ears) and input (e.g., a microphone).

The I/O subsystem **106** couples input/output peripherals on the device **100**, such as the touch screen **112** and other input/control devices **116**, to the peripherals interface **118**. The I/O subsystem **106** may include a display controller **156** and one or more input controllers **160** for other input or control devices. The one or more input controllers **160** receive/send electrical signals from/to other input or control devices **116**. The other input/control devices **116** may include physical buttons (e.g., push buttons, rocker buttons, etc.), dials, slider switches, joysticks, click wheels, and so forth. In some alternate embodiments, input controller(s) **160** may be coupled to any (or none) of the following: a keyboard, infrared port, USB port, and a pointer device such as a mouse. The one or more buttons (e.g., **208**, FIG. 2) may include an up/down button for volume control of the speaker **111** and/or the microphone **113**. The one or more buttons may include a push button (e.g., **206**, FIG. 2). A quick press of the push button may disengage a lock of the touch screen **112** or begin a process that uses gestures on the touch screen to unlock the device, as described in U.S. patent application Ser. No. 11/322,549 (Unlocking a Device by Performing Gestures on an Unlock Image, filed Dec. 23, 2005), which is hereby incorporated by reference. A longer press of the push button (e.g., **206**) may turn power to the device **100** on or off. The user may be able to customize a functionality of one or more of the buttons. The touch screen **112** is used to implement virtual or soft buttons and one or more soft keyboards.

The touch-sensitive touch screen **112** provides an input interface and an output interface between the device and a user. The display controller **156** receives and/or sends electrical signals from/to the touch screen **112**. The touch screen **112** displays visual output to the user. The visual output may include graphics, text, icons, video, and any combination thereof (collectively termed "graphics"). In some embodiments, some or all of the visual output may correspond to user-interface objects, further details of which are described below.

A touch screen **112** has a touch-sensitive surface, sensor or set of sensors that accepts input from the user based on haptic and/or tactile contact. The touch screen **112** and the display controller **156** (along with any associated modules and/or sets of instructions in memory **102**) detect contact (and any movement or breaking of the contact) on the touch screen **112** and converts the detected contact into interaction with user-interface objects (e.g., one or more soft keys, icons, web pages or images) that are displayed on the touch screen. In an exemplary embodiment, a point of contact between a touch screen **112** and the user corresponds to a finger of the user.

The touch screen **112** may use LCD (liquid crystal display) technology, or LPD (light emitting polymer display) technology, although other display technologies may be used in other embodiments. The touch screen **112** and the display controller **156** may detect contact and any movement or breaking thereof using any of a plurality of touch sensing technologies now known or later developed, including but not limited to capacitive, resistive, infrared, and surface acoustic wave technologies, as well as other proximity sensor arrays or other

elements for determining one or more points of contact with a touch screen **112**. A touch-sensitive display in some embodiments of the touch screen **112** may be analogous to the multi-touch sensitive tablets described in the following U.S. Pat. No. 6,323,846 (Westerman et al.), U.S. Pat. No. 6,570,557 (Westerman et al.), and/or U.S. Pat. No. 6,677,932 (Westerman), and/or U.S. Patent Publication 2002/0015024A1, each of which is hereby incorporated by reference. However, a touch screen **112** displays visual output from the portable device **100**, whereas touch sensitive tablets do not provide visual output. The touch screen **112** may have a resolution in excess of 100 dpi. In an exemplary embodiment, the touch screen in the display system has a resolution of approximately 168 dpi. The user may make contact with the touch screen **112** using any suitable object or appendage, such as a stylus, a finger, and so forth. In some embodiments, the user interface is designed to work primarily with finger-based contacts and gestures, which are much less precise than stylus-based input due to the larger area of contact of a finger on the touch screen. In some embodiments, the device translates the rough finger-based input into a precise pointer/cursor position or command for performing the actions desired by the user.

A touch-sensitive display in some embodiments of the touch screen **112** may be as described in the following applications: (1) U.S. patent application Ser. No. 11/381,313, "Multipoint Touch Surface Controller," filed on May 2, 2006; (2) U.S. patent application Ser. No. 10/840,862, "Multipoint Touchscreen," filed on May 6, 2004; (3) U.S. patent application Ser. No. 10/903,964, "Gestures For Touch Sensitive Input Devices," filed on Jul. 30, 2004; (4) U.S. patent application Ser. No. 11/048,264, "Gestures For Touch Sensitive Input Devices," filed on Jan. 31, 2005; (5) U.S. patent application Ser. No. 11/038,590, "Mode-Based Graphical User Interfaces For Touch Sensitive Input Devices," filed on Jan. 18, 2005; (6) U.S. patent application Ser. No. 11/228,758, "Virtual Input Device Placement On A Touch Screen User Interface," filed on Sep. 16, 2005; (7) U.S. patent application Ser. No. 11/228,700, "Operation Of A Computer With A Touch Screen Interface," filed on Sep. 16, 2005; (8) U.S. patent application Ser. No. 11/228,737, "Activating Virtual Keys Of A Touch-Screen Virtual Keyboard," filed on Sep. 16, 2005; and (9) U.S. patent application Ser. No. 11/367,749, "Multi-Functional Hand-Held Device," filed on Mar. 3, 2006. All of these applications are incorporated by reference herein.

In some embodiments, in addition to the touch screen, the device **100** may include a touchpad (not shown) for activating or deactivating particular functions. In some embodiments, the touchpad is a touch-sensitive area of the device that, unlike the touch screen, does not display visual output. The touchpad may be a touch-sensitive surface that is separate from the touch screen **112** or an extension of the touch-sensitive surface formed by the touch screen.

In some embodiments, the device **100** may include a physical or virtual click wheel as an input control device **116**. A user may navigate among and interact with one or more graphical objects (henceforth referred to as icons) displayed in the touch screen **112** by rotating the click wheel or by moving a point of contact with the click wheel (e.g., where the amount of movement of the point of contact is measured by its angular displacement with respect to a center point of the click wheel). The click wheel may also be used to select one or more of the displayed icons. For example, the user may press down on at least a portion of the click wheel or an associated button. User commands and navigation commands provided by the user via the click wheel may be processed by an input controller **160** as well as one or more of the modules and/or sets of instructions in memory **102**. For a virtual click

11

wheel, the click wheel and click wheel controller may be part of the touch screen **112** and the display controller **156**, respectively. For a virtual click wheel, the click wheel may be either an opaque or semitransparent object that appears and disappears on the touch screen display in response to user interaction with the device. In some embodiments, a virtual click wheel is displayed on the touch screen of a portable multi-function device and operated by user contact with the touch screen.

The device **100** also includes a power system **162** for powering the various components. The power system **162** may include a power management system, one or more power sources (e.g., battery, alternating current (AC)), a recharging system, a power failure detection circuit, a power converter or inverter, a power status indicator (e.g., a light-emitting diode (LED)) and any other components associated with the generation, management and distribution of power in portable devices.

The device **100** may also include one or more optical sensors **164**. FIG. 1 shows an optical sensor coupled to an optical sensor controller **158** in I/O subsystem **106**. The optical sensor **164** may include charge-coupled device (CCD) or complementary metal-oxide semiconductor (CMOS) phototransistors. The optical sensor **164** receives light from the environment, projected through one or more lens, and converts the light to data representing an image. In conjunction with an imaging module **143** (also called a camera module), the optical sensor **164** may capture still images or video. In some embodiments, an optical sensor is located on the back of the device **100**, opposite the touch screen display **112** on the front of the device, so that the touch screen display may be used as a viewfinder for either still and/or video image acquisition. In some embodiments, an optical sensor is located on the front of the device so that the user's image may be obtained for videoconferencing while the user views the other video conference participants on the touch screen display. In some embodiments, the position of the optical sensor **164** can be changed by the user (e.g., by rotating the lens and the sensor in the device housing) so that a single optical sensor **164** may be used along with the touch screen display for both video conferencing and still and/or video image acquisition.

The device **100** may also include one or more proximity sensors **166**. FIG. 1 shows a proximity sensor **166** coupled to the peripherals interface **118**. Alternately, the proximity sensor **166** may be coupled to an input controller **160** in the I/O subsystem **106**. The proximity sensor **166** may perform as described in U.S. patent application Ser. Nos. 11/241,839, "Proximity Detector in Handheld Device," filed Sep. 30, 2005, and 11/240,788, "Proximity Detector in Handheld Device," filed Sep. 30, 2005, which are hereby incorporated by reference. In some embodiments, the proximity sensor turns off and disables the touch screen **112** when the multi-function device is placed near the user's ear (e.g., when the user is making a phone call). In some embodiments, the proximity sensor keeps the screen off when the device is in the user's pocket, purse, or other dark area to prevent unnecessary battery drainage when the device is a locked state.

In some embodiments, the software components stored in memory **102** may include an operating system **126**, a communication module (or set of instructions) **128**, a contact/motion module (or set of instructions) **130**, a graphics module (or set of instructions) **132**, a text input module (or set of instructions) **134**, a Global Positioning System (GPS) module (or set of instructions) **135**, and applications (or set of instructions) **136**.

The operating system **126** (e.g., Darwin, RTXC, LINUX, UNIX, OS X, WINDOWS, or an embedded operating system

12

such as VxWorks) includes various software components and/or drivers for controlling and managing general system tasks (e.g., memory management, storage device control, power management, etc.) and facilitates communication between various hardware and software components.

The communication module **128** facilitates communication with other devices over one or more external ports **124** and also includes various software components for handling data received by the RF circuitry **108** and/or the external port **124**. The external port **124** (e.g., Universal Serial Bus (USB), FIREWIRE, etc.) is adapted for coupling directly to other devices or indirectly over a network (e.g., the Internet, wireless LAN, etc.). In some embodiments, the external port is a multi-pin (e.g., 30-pin) connector that is the same as, or similar to and/or compatible with the 30-pin connector used on iPod (trademark of Apple Computer, Inc.) devices.

The contact/motion module **130** may detect contact with the touch screen **112** (in conjunction with the display controller **156**) and other touch sensitive devices (e.g., a touchpad or physical click wheel). The contact/motion module **130** includes various software components for performing various operations related to detection of contact, such as determining if contact has occurred, determining if there is movement of the contact and tracking the movement across the touch screen **112**, and determining if the contact has been broken (i.e., if the contact has ceased). Determining movement of the point of contact may include determining speed (magnitude), velocity (magnitude and direction), and/or an acceleration (a change in magnitude and/or direction) of the point of contact. These operations may be applied to single contacts (e.g., one finger contacts) or to multiple simultaneous contacts (e.g., "multitouch"/multiple finger contacts). In some embodiments, the contact/motion module **130** and the display controller **156** also detects contact on a touchpad. In some embodiments, the contact/motion module **130** and the controller **160** detects contact on a click wheel.

The graphics module **132** includes various known software components for rendering and displaying graphics on the touch screen **112**, including components for changing the intensity of graphics that are displayed. As used herein, the term "graphics" includes any object that can be displayed to a user, including without limitation text, web pages, icons (such as user-interface objects including soft keys), digital images, videos, animations and the like. An animation in this context is a display of a sequence of images that gives the appearance of movement, and informs the user of an action that has been performed (such as expanding a user-selected web-page portion to fill a browser window). In this context, a respective animation that executed an action, or confirms or an action by the user of the device typically takes a pre-defined, finite amount of time, typically between 0.2 and 1.0 seconds, and generally less than two seconds.

The text input module **134**, which may be a component of graphics module **132**, provides soft keyboards for entering text in various applications (e.g., contacts **137**, e-mail **140**, IM **141**, blogging **142**, browser **147**, and any other application that needs text input).

The GPS module **135** determines the location of the device and provides this information for use in various applications (e.g., to telephone **138** for use in location-based dialing, to camera **143** and/or blogger **142** as picture/video metadata, and to applications that provide location-based services such as weather widgets, local yellow page widgets, and map/navigation widgets).

The applications **136** may include the following modules (or sets of instructions), or a subset or superset thereof:

13

a contacts module **137** (sometimes called an address book or contact list);
 a telephone module **138**;
 a video conferencing module **139**;
 an e-mail client module **140**;
 an instant messaging (IM) module **141**;
 a blogging module **142**;
 a camera module **143** for still and/or video images;
 an image management module **144**;
 a video player module **145**;
 a music player module **146**;
 a browser module **147**;
 a calendar module **148**;
 widget modules **149**, which may include weather widget **149-1**, stocks widget **149-2**, calculator widget **149-3**, alarm clock widget **149-4**, dictionary widget **149-5**, and other widgets obtained by the user, as well as user-created widgets **149-6**;
 widget creator module **150** for making user-created widgets **149-6**; and/or
 search module **151**.

Examples of other applications **136** that may be stored in memory **102** include memo pad and other word processing applications, JAVA-enabled applications, encryption, digital rights management, voice recognition, and voice replication.

In conjunction with touch screen **112**, display controller **156**, contact module **130**, graphics module **132**, and text input module **134**, the contacts module **137** may be used to manage an address book or contact list, including: adding name(s) to the address book; deleting name(s) from the address book; associating telephone number(s), e-mail address(es), physical address(es) or other information with a name; associating an image with a name; categorizing and sorting names; providing telephone numbers or e-mail addresses to initiate and/or facilitate communications by telephone **138**, video conference **139**, e-mail **140**, or IM **141**; and so forth.

In conjunction with RF circuitry **108**, audio circuitry **110**, speaker **111**, microphone **113**, touch screen **112**, display controller **156**, contact module **130**, graphics module **132**, and text input module **134**, the telephone module **138** may be used to enter a sequence of characters corresponding to a telephone number, access one or more telephone numbers in the address book **137**, modify a telephone number that has been entered, dial a respective telephone number, conduct a conversation and disconnect or hang up when the conversation is completed. As noted above, the wireless communication may use any of a plurality of communications standards, protocols and technologies.

In conjunction with RF circuitry **108**, audio circuitry **110**, speaker **111**, microphone **113**, touch screen **112**, display controller **156**, optical sensor **164**, optical sensor controller **158**, contact module **130**, graphics module **132**, text input module **134**, contact list **137**, and telephone module **138**, the video-conferencing module **139** may be used to initiate, conduct, and terminate a video conference between a user and one or more other participants.

In conjunction with RF circuitry **108**, touch screen **112**, display controller **156**, contact module **130**, graphics module **132**, and text input module **134**, the e-mail client module **140** may be used to create, send, receive, and manage e-mail. In conjunction with image management module **144**, the e-mail module **140** makes it very easy to create and send e-mails with still or video images taken with camera module **143**.

In conjunction with RF circuitry **108**, touch screen **112**, display controller **156**, contact module **130**, graphics module **132**, and text input module **134**, the instant messaging module **141** may be used to enter a sequence of characters corre-

14

sponding to an instant message, to modify previously entered characters, to transmit a respective instant message (for example, using a Short Message Service (SMS) or Multimedia Message Service (MMS) protocol), to receive instant messages and to view received instant messages. In some embodiments, transmitted and/or received instant messages may include graphics, photos, audio files, video files and/or other attachments as are supported in a MMS and/or an Enhanced Messaging Service (EMS).

In conjunction with RF circuitry **108**, touch screen **112**, display controller **156**, contact module **130**, graphics module **132**, text input module **134**, image management module **144**, and browsing module **147**, the blogging module **142** may be used to send text, still images, video, and/or other graphics to a blog (e.g., the user's blog).

In conjunction with touch screen **112**, display controller **156**, optical sensor(s) **164**, optical sensor controller **158**, contact module **130**, graphics module **132**, and image management module **144**, the camera module **143** may be used to capture still images or video (including a video stream) and store them into memory **102**, modify characteristics of a still image or video, or delete a still image or video from memory **102**.

In conjunction with touch screen **112**, display controller **156**, contact module **130**, graphics module **132**, text input module **134**, and camera module **143**, the image management module **144** may be used to arrange, modify or otherwise manipulate, label, delete, present (e.g., in a digital slide show or album), and store still and/or video images.

In conjunction with touch screen **112**, display controller **156**, contact module **130**, graphics module **132**, audio circuitry **110**, and speaker **111**, the video player module **145** may be used to display, present or otherwise play back videos (e.g., on the touch screen or on an external, connected display via external port **124**).

In conjunction with touch screen **112**, display system controller **156**, contact module **130**, graphics module **132**, audio circuitry **110**, speaker **111**, RF circuitry **108**, and browser module **147**, the music player module **146** allows the user to download and play back recorded music and other sound files stored in one or more file formats, such as MP3 or AAC files. In some embodiments, the device **100** may include the functionality of an MP3 player, such as an iPod (trademark of Apple Computer, Inc.).

In conjunction with RF circuitry **108**, touch screen **112**, display system controller **156**, contact module **130**, graphics module **132**, and text input module **134**, the browser module **147** may be used to browse the Internet, including searching, linking to, receiving, and displaying web pages or portions thereof, as well as attachments and other files linked to web pages. Embodiments of user interfaces and associated processes using browser module **147** are described further below.

In conjunction with RF circuitry **108**, touch screen **112**, display system controller **156**, contact module **130**, graphics module **132**, text input module **134**, e-mail module **140**, and browser module **147**, the calendar module **148** may be used to create, display, modify, and store calendars and data associated with calendars (e.g., calendar entries, to do lists, etc.).

In conjunction with RF circuitry **108**, touch screen **112**, display system controller **156**, contact module **130**, graphics module **132**, text input module **134**, and browser module **147**, the widget modules **149** are mini-applications that may be downloaded and used by a user (e.g., weather widget **149-1**, stocks widget **149-2**, calculator widget **149-3**, alarm clock widget **149-4**, and dictionary widget **149-5**) or created by the user (e.g., user-created widget **149-6**). In some embodiments, a widget includes an HTML (Hypertext Markup Language)

15

file, a CSS (Cascading Style Sheets) file, and a JavaScript file. In some embodiments, a widget includes an XML (Extensible Markup Language) file and a JavaScript file (e.g., Yahoo! Widgets).

In conjunction with RF circuitry **108**, touch screen **112**, display system controller **156**, contact module **130**, graphics module **132**, text input module **134**, and browser module **147**, the widget creator module **150** may be used by a user to create widgets (e.g., turning a user-specified portion of a web page into a widget). Embodiments of user interfaces and associated processes using widget creator module **150** are described further below.

In conjunction with touch screen **112**, display system controller **156**, contact module **130**, graphics module **132**, and text input module **134**, the search module **151** may be used to search for text, music, sound, image, video, and/or other files in memory **102** that match one or more search criteria (e.g., one or more user-specified search terms).

Each of the above identified modules and applications correspond to a set of instructions for performing one or more functions described above. These modules (i.e., sets of instructions) need not be implemented as separate software programs, procedures or modules, and thus various subsets of these modules may be combined or otherwise re-arranged in various embodiments. In some embodiments, memory **102** may store a subset of the modules and data structures identified above. Furthermore, memory **102** may store additional modules and data structures not described above.

In some embodiments, the device **100** is a device where operation of a predefined set of functions on the device is performed exclusively through a touch screen **112** and/or a touchpad. By using a touch screen and/or a touchpad as the primary input/control device for operation of the device **100**, the number of physical input/control devices (such as push buttons, dials, and the like) on the device **100** may be reduced.

The predefined set of functions that may be performed exclusively through a touch screen and/or a touchpad include navigation between user interfaces. In some embodiments, the touchpad, when touched by the user, navigates the device **100** to a main, home, or root menu from any user interface that may be displayed on the device **100**. In such embodiments, the touchpad may be referred to as a "menu button." In some other embodiments, the menu button may be a physical push button or other physical input/control device instead of a touchpad.

FIG. 2 illustrates a portable multifunction device **100** having a touch screen **112** in accordance with some embodiments. The touch screen may display one or more graphics. In this embodiment, as well as others described below, a user may select one or more of the graphics by making contact or touching the graphics, for example, with one or more fingers **202** (not drawn to scale in the figure). In some embodiments, selection of one or more graphics occurs when the user breaks contact with the one or more graphics. In some embodiments, the contact may include a gesture, such as one or more taps, one or more swipes (from left to right, right to left, upward and/or downward) and/or a rolling of a finger (from right to left, left to right, upward and/or downward) that has made contact with the device **100**. In some embodiments, inadvertent contact with a graphic may not select the graphic. For example, a swipe gesture that sweeps over an application icon may not select the corresponding application when the gesture corresponding to selection is a tap.

The device **100** may also include one or more physical buttons, such as "home" or menu button **204**. As described previously, the menu button **204** may be used to navigate to any application **136** in a set of applications that may be

16

executed on the device **100**. Alternatively, in some embodiments, the menu button is implemented as a soft key in a GUI in touch screen **112**.

In one embodiment, the device **100** includes a touch screen **112**, a menu button **204**, a push button **206** for powering the device on/off and locking the device, and volume adjustment button(s) **208**. The push button **206** may be used to turn the power on/off on the device by depressing the button and holding the button in the depressed state for a predefined time interval; to lock the device by depressing the button and releasing the button before the predefined time interval has elapsed; and/or to unlock the device or initiate an unlock process. In an alternative embodiment, the device **100** also may accept verbal input for activation or deactivation of some functions through the microphone **113**.

Attention is now directed towards embodiments of user interfaces ("UI") and associated processes that may be implemented on a portable multifunction device **100**.

FIG. 3 illustrates an exemplary user interface for unlocking a portable electronic device in accordance with some embodiments. In some embodiments, user interface **300** includes the following elements, or a subset or superset thereof:

- Unlock image **302** that is moved with a finger gesture to unlock the device;
- Arrow **304** that provides a visual cue to the unlock gesture;
- Channel **306** that provides additional cues to the unlock gesture;
- Time **308**;
- Day **310**;
- Date **312**; and
- Wallpaper image **314**.

In some embodiments, the device detects contact with the touch-sensitive display (e.g., a user's finger making contact on or near the unlock image **302**) while the device is in a user-interface lock state. The device moves the unlock image **302** in accordance with the contact. The device transitions to a user-interface unlock state if the detected contact corresponds to a predefined gesture, such as moving the unlock image across channel **306**. Conversely, the device maintains the user-interface lock state if the detected contact does not correspond to the predefined gesture. As noted above, processes that use gestures on the touch screen to unlock the device are described in U.S. patent application Ser. No. 11/322,549, "Unlocking a Device by Performing Gestures on an Unlock Image," filed Dec. 23, 2005, which is hereby incorporated by reference.

FIG. 4A illustrates an exemplary user interface for a menu of applications on a portable multifunction device in accordance with some embodiments. In some embodiments, user interface **400A** includes the following elements, or a subset or superset thereof:

- Signal strength indicator **402** for wireless communication;
- Time **404**;
- Battery status indicator **406**;
- Tray **408** with icons for frequently used applications, such as:
 - Phone **138**;
 - E-mail client **140**, which may include an indicator **410** of the number of unread e-mails;
 - Browser **147**; and
 - Music player **146**; and
- Icons for other applications, such as:
 - IM **141**;
 - Image management **144**;
 - Camera **143**;
 - Video player **145**;
 - Weather **149-1**;

17

Stocks **149-2**;
 Blog **142**;
 Calendar **148**;
 Calculator **149-3**;
 Alarm clock **149-4**;
 Dictionary **149-5**; and
 User-created widget **149-6**.

In some embodiments, UI **400A** displays all of the available applications **136** on one screen so that there is no need to scroll through a list of applications (e.g., via a scroll bar). In some embodiments, as the number of applications increase, the icons corresponding to the applications may decrease in size so that all applications may be displayed on a single screen without scrolling. In some embodiments, having all applications on one screen and a menu button enables a user to access any desired application with at most two inputs, such as activating the menu button **204** and then activating the desired application (e.g., by a tap or other finger gesture on the icon corresponding to the application).

In some embodiments, UI **400A** provides integrated access to both widget-based applications and non-widget-based applications. In some embodiments, all of the widgets, whether user-created or not, are displayed in UI **400A**. In other embodiments, activating the icon for user-created widget **149-6** may lead to another UI that displays the user-created widgets or icons corresponding to the user-created widgets. For example, UI **400B** (FIG. **4B**) displays a menu of six icons corresponding to six user-created widgets **149-6-1** through **149-6-6** in accordance with some embodiments. A user may activate a particular widget by gesturing on the corresponding icon. Alternatively, user-created widgets may be displayed in a list. UI **400C** (FIG. **4C**) illustrates a list of names of six user-created widgets **149-6-1** through **149-6-6** along with corresponding icons in accordance with some embodiments. A user may activate a particular widget by gesturing on the corresponding name or icon.

In some embodiments, a user may rearrange the icons in UI **400A**, UI **400B**, or UI **400C**, e.g., using processes described in U.S. patent application Ser. No. 11/459,602, "Portable Electronic Device With Interface Reconfiguration Mode," filed Jul. 24, 2006, which is hereby incorporated by reference. For example, a user may move application icons in and out of tray **408** using finger gestures.

In some embodiments, UI **400A** includes a gauge (not shown) that displays an updated account usage metric for an account associated with usage of the device (e.g., a cellular phone account), as described in U.S. patent application Ser. No. 11/322,552, "Account Information Display For Portable Communication Device," filed Dec. 23, 2005, which is hereby incorporated by reference.

FIGS. **5A-5I** illustrate an exemplary user interface for a browser in accordance with some embodiments.

In some embodiments, user interface **3900A** (FIG. **5A**) includes the following elements, or a subset or superset thereof:

402, **404**, and **406**, as described above;

Previous page icon **3902** that when activated (e.g., by a finger tap on the icon) initiates display of a previous web page (if any);

Web page name **3904**;

Next page icon **3906** that when activated (e.g., by a finger tap on the icon) initiates display of a next web page (if any);

URL (Uniform Resource Locator) entry box **3908** for inputting URLs of web pages;

Refresh icon **3910** that when activated (e.g., by a finger tap on the icon) initiates a refresh of the web page;

18

Web page **3912** or other structured document, which includes a plurality of blocks **3914** of text content and other graphics (e.g., images);

Settings icon **3916** that when activated (e.g., by a finger tap on the icon) initiates display of a settings menu for the browser;

Bookmarks icon **3918** that when activated (e.g., by a finger tap on the icon) initiates display of a bookmarks list or menu for the browser;

Add bookmark icon **3920** that when activated (e.g., by a finger tap on the icon) initiates display of a UI for adding bookmarks (e.g., UI **3900F**, FIG. **5F**, which like other UIs and pages, can be displayed in either portrait or landscape view);

New window icon **3922** that when activated (e.g., by a finger tap on the icon) initiates display of a UI for adding new windows to the browser (e.g., UI **3900G**, FIG. **5G**); and

Widget creation icon **3924** that when activated (e.g., by a finger tap on the icon) initiates creation of a web-clip widget.

In some embodiments, in response to a predefined gesture by the user on a block **3914** (e.g., a single tap gesture or a double tap gesture), the block is enlarged and centered (or substantially centered) in the web page display. For example, in response to a single tap gesture **3923** on block **3914-5**, the user-selected block **3914-5** may be enlarged and centered in the display, as shown in UI **3900C** (FIG. **5C**). In some embodiments, the width of the user-selected block is scaled to fill the touch screen display. In some embodiments, the width of the user-selected block is scaled to fill the touch screen display with a predefined amount of padding along the sides of the display. In some embodiments, a zooming animation of the user-selected block is displayed during enlargement of the block. Similarly, in response to a single tap gesture **3925** on block **3914-2**, block **3914-2** may be enlarged with a zooming animation and two-dimensionally scrolled to the center of the display (not shown).

In some embodiments, the device analyzes the render tree of the web page **3912** to determine the blocks **3914** in the web page. In some embodiments, a block **3914** corresponds to a render node that is: replaced; a block; an inline block; or an inline table.

In some embodiments, in response to the same predefined gesture by the user on a block **3914** (e.g., a single tap gesture or a double tap gesture) that is already enlarged and centered, the enlargement and/or centering is substantially or completely reversed. For example, in response to a single tap gesture **3929** on block **3914-5** (FIG. **5C**), the web page image may zoom out and return to UI **3900A** (FIG. **5A**).

In some embodiments, in response to a predefined gesture (e.g., a single tap gesture or a double tap gesture) by the user on a block **3914** that is already enlarged but not centered, the block is centered (or substantially centered) in the web page display. For example, in response to a single tap gesture **3927** on block **3914-4** (FIG. **5C**), block **3914-4** may be centered (or substantially centered) in the web page display. Similarly, in response to a single tap gesture **3935** on block **3914-6**, block **3914-6** may be centered (or substantially centered) in the web page display. Thus, for a web page display that is already enlarged, in response to a predefined gesture, the device may display in an intuitive manner a series of blocks that the user wants to view. This same gesture may initiate different actions in different contexts (e.g., (1) zooming and/or enlarging in combination with scrolling when the web page is

reduced in size, UI **3900A** and (2) reversing the enlargement and/or centering if the block is already centered and enlarged).

In some embodiments, in response to a multi-touch (**3931** and **3933**) de-pinching gesture by the user (FIG. **5C**), the web page may be enlarged. Conversely, in response to a multi-touch pinching gesture by the user, the web page may be reduced.

In some embodiments, in response to a substantially vertical upward (or downward) swipe gesture by the user, the web page (or, more generally, other electronic documents) may scroll one-dimensionally upward (or downward) in the vertical direction. For example, in response to an upward swipe gesture **3937** by the user that is within a predetermined angle (e.g., 27°) of being perfectly vertical, the web page may scroll one-dimensionally upward in the vertical direction.

Conversely, in some embodiments, in response to a swipe gesture that is not within a predetermined angle (e.g., 27°) of being perfectly vertical, the web page may scroll two-dimensionally (i.e., with simultaneous movement in both the vertical and horizontal directions). For example, in response to an upward or diagonal swipe gesture **3939** by the user that is not within a predetermined angle (e.g., 27°) of being perfectly vertical, the web page may scroll two-dimensionally along the direction of the swipe **3939**.

In some embodiments, in response to a multi-touch (**3941** and **3943**) rotation gesture by the user, the web page may be rotated exactly 90° (UI **3900D**, FIG. **5D**) for landscape viewing, even if the amount of rotation in the multi-touch (**3941** and **3943**) rotation gesture is substantially different from 90°. Similarly, in response to a multi-touch (**3945** and **3947**) rotation gesture by the user (UI **3900D**, FIG. **5D**), the web page may be rotated exactly 90° for portrait viewing, even if the amount of rotation in the multi-touch (**3945** and **3947**) rotation gesture is substantially different from 90°.

Thus, in response to imprecise gestures by the user, precise movements of graphics occur. The device behaves in the manner desired by the user despite inaccurate input by the user. Also, note that the gestures described for UI **3900C**, which has a portrait view, are also applicable to UIs with a landscape view (e.g., UI **3900D**, FIG. **5D**) so that the user can choose whichever view (portrait or landscape) the user prefers for web browsing.

In some embodiments, in response to a tap or other predefined user gesture on URL entry box **3908** (UI **3900A**, FIG. **5A**), the touch screen displays an enlarged entry box **3926** and a keyboard **616** (e.g., UI **3900B**, FIG. **5B** in portrait viewing and UI **3900E**, FIG. **5E** in landscape viewing). In some embodiments, the touch screen also displays:

Contextual clear icon **3928** that when activated (e.g., by a finger tap on the icon) initiates deletion of all text in entry box **3926**;

a search icon **3930** that when activated (e.g., by a finger tap on the icon) initiates an Internet search using the search terms input in box **3926**; and

Go to URL icon **3932** that when activated (e.g., by a finger tap on the icon) initiates acquisition of the web page at the URL in box **3926**;

Thus, the same entry box **3926** may be used for inputting both search terms and URLs. In some embodiments, whether or not clear icon **3928** is displayed depends on the context.

UI **3900G** (FIG. **5G**) is a UI for adding new windows to an application, such as the browser **147**. UI **3900G** displays an application (e.g., the browser **147**), which includes a displayed window (e.g., web page **3912-2**) and at least one hidden window (e.g., web pages **3912-1** and **3912-3** and possibly other web pages that are completely hidden off-

screen). UI **3900G** also displays an icon for adding windows to the application (e.g., new window or new page icon **3936**). In response to detecting activation of the icon **3936** for adding windows, the browser adds a window to the application (e.g., a new window for a new web page **3912**).

In response to detecting a gesture on the touch screen display, a displayed window in the application is moved off the display and a hidden window is moved onto the display. For example, in response to detecting a tap gesture **3949** on the left side of the screen, the window with web page **3912-2** is moved partially or fully off-screen to the right, the window with web page **3912-3** is moved completely off-screen, partially hidden window with web page **3912-1** is moved to the center of the display, and another completely hidden window (not shown in FIG. **5G**) with a web page may be moved partially onto the display. Alternatively, detection of a left-to-right swipe gesture **3951** may achieve the same effect.

Conversely, in response to detecting a tap gesture **3953** on the right side of the screen, the window with web page **3912-2** is moved partially or fully off-screen to the left, the window with web page **3912-1** is moved completely off-screen, partially hidden window with web page **3912-3** is moved to the center of the display, and another completely hidden window (not shown in FIG. **5G**) with a web page may be moved partially onto the display. Alternatively, detection of a right-to-left swipe gesture **3951** may achieve the same effect.

In some embodiments, in response to a tap or other predefined gesture on a delete icon **3934** (e.g., **3934-2** or **3934-3**), the corresponding window **3912** is deleted. In some embodiments, in response to a tap or other predefined gesture on Done icon **3938**, the window in the center of the display (e.g., **3912-2**) is enlarged to fill the screen.

A user may create a web-clip widget in accordance with some embodiments. Activation of the user-created web-clip widget displays a previously specified area in a web page (having a specified URL) at a specified display size or scale factor. The displayed area, referred to as a web clip, may be displayed in a browser application (e.g., the browser **147**) or other application for viewing the web clip. For example, activation of the web-clip widget may display a particular block that is of interest to the user within the web page; furthermore, the block may be enlarged. Activation of the web-clip widget thus prevents the user from having to enlarge and center the web page area that is of interest, such as the particular block of interest, each time the user visits the web page.

Web-clip widgets provide more functionality than mere bookmarks: activation of a bookmark only displays a specified web page, while activation of a web-clip widget displays a specified area of a web page at a specified scale factor in accordance with some embodiments. Similarly, a web-clip widget is distinguishable from a hyperlink. To view a web page or portion thereof specified by a hyperlink, the user must activate the browser application, navigate to a web page containing the hyperlink, activate the hyperlink, and then potentially scroll and/or scale the resulting web page. In contrast, to view an area of a web page specified by a web-clip widget, the user merely activates the widget.

A web-clip widget comprises an executable script. In some embodiments, the widget includes an HTML (Hypertext Markup Language) file, a CSS (Cascading Style Sheets) file, and a JavaScript file. In some embodiments, the widget includes an XML (Extensible Markup Language) file and a JavaScript file (e.g., Yahoo! Widgets).

Referring to FIG. **5C**, in some embodiments, once a user has centered and/or enlarged an area of a web page, the user may create a web-clip widget simply by activating the widget

21

creation icon **3924**. In some embodiments, the user activates the icon **3924** by performing a tap or other predefined gesture on the icon **3924**. The icon **3924** is an example of a widget creation icon referenced in operation **6040** of process **6000** (FIG. **6A**). As a result of activating the icon **3924**, a web-clip widget corresponding to the centered and/or enlarged area of the web page will be created and will be assigned a name. For example, the newly created widget may be assigned the same name as the web page name **3904**. An icon corresponding to the newly created widget may be created and displayed on a menu in a UI such as UI **400A** or UI **400B** (FIG. **4A** or **4B**). Alternatively, the icon and/or the name of the newly created widget may be listed on a UI such as UI **400C** (FIG. **4C**). Subsequent activation of the newly created widget will launch a browser application (e.g., the browser **147**) that will display the centered and/or enlarged area of the web page.

For example, as described above, a user viewing web page **3912** (FIG. **5A**) may enlarge and center block **3914-5** by performing a single tap gesture **3923** on block **3914-5**. As a result, block **3914-5** appears enlarged and centered in the browser window, as shown in FIG. **5C**. The user then may perform a single tap gesture on the widget creation icon **3924** to create a widget corresponding to block **3914-5**, in accordance with some embodiments. In some embodiments, the newly created widget will be assigned the web page name **3904**. A corresponding icon may be created and displayed on a menu such as in UI **400A** or **400B** or in a list such as in UI **400C**, as described in operations **6160** and **6180** of process **6000** (FIG. **6A**). Subsequent activation of the newly created widget will launch the browser **147**, which will display block **3914-5**, as shown in UI **3900C** (FIG. **5C**).

In some embodiments, instead of or in addition to performing a single tap gesture **3923** or **3925** (FIG. **5A**) to center and enlarge a block, a user may define the area of a web page to be associated with a widget by performing one or more other gestures. Examples of gestures that may be used to define the area of the web page include a single tap gesture **3927** or **3935** (FIG. **5C**) to center an adjacent enlarged block; a multi-touch depinching gesture (**3931** and **3933**) (FIG. **5C**) to enlarge the web page; a multi-touch pinching gesture (not shown) to reduce the web page; swipe gestures such as a substantially vertical swipe **3937**, an upward or diagonal swipe **3939** (FIG. **5C**), and/or other swipe gestures (not shown) to scroll the web page; and/or a multi-touch rotation gesture (**3941** and **3943**) to select a portrait or landscape view (FIG. **5C**).

In some embodiments, instead of first defining the area of the web page to be associated with the widget and then activating the widget creation icon **3924**, a user may first activate the widget creation icon **3924** (FIG. **5A** or **5C**) and then define the area by performing gestures such as those described above. These gestures are detected by the touch screen display, in accordance with operations **6100** and **6120** of process **6000** (FIG. **6A**) and with operations **6640**, **6650**, and **6660** of process **6000** (FIG. **6E**). Once the area has been selected and/or scaled, the user may gesture on the touch screen to indicate that the area of the web page to be associated with the widget has been defined. For example, the user may gesture again on the widget creation icon **3924**.

In some embodiments, in response to the user activating the widget creation icon **3924**, the device displays a user interface (e.g., UI **3900H**, FIG. **5H**) that lets the user define the area of the web page to be associated with the widget. The user may define the area using gestures such as the gestures described above with reference to UIs **3900A**, **3900C**, and **3900D** (FIGS. **5A**, **5C**, and **5D**). In some embodiments, UI **3900H** may include information **3950** to help guide the user. In some embodiments, the user may activate a cancel icon **3952** to

22

abort the widget creation process and may activate a create widget icon **3954** to complete the widget creation process. In some embodiments, a rotation gesture such as multi-touch rotation gesture (**3941** and **3943**) rotates the entire UI **3900H**, and not just the defined area, from portrait viewing to landscape viewing or vice versa.

In some embodiments, in response to the user activating the widget creation icon **3924**, the device displays a user interface (e.g., UI **3900J**, FIG. **5J**) that lets the user define the area of a web page to be associated with a widget by toggling between frames. The frames are successively overlaid on the web page to frame or highlight successive blocks and other structural elements of the web page. For example, in UI **3900J** a frame **3958** frames block **2 3914-2**. The user may activate a toggle icon **3956** to toggle between successive blocks, in accordance with operation **6640** of process **6000** (FIG. **6E**). Once a block of interest is framed, the user may activate a create widget icon **3954** to create a widget corresponding to the framed block. The user may activate a cancel icon **3952** to end the widget creation process.

In some embodiments, the web-clip widget is assigned the same name as the web page name **3904**. In some other embodiments, however, the user is prompted to enter a name for the newly created web-clip widget, in accordance with operation **6140** of process **6000** (FIG. **6A**). For example, once the area of the web page to be associated with the widget has been defined, UI **3900I** (FIG. **5I**) will appear and will prompt the user to enter the widget name in text entry box **3960** using the contextual keyboard **616**. In some embodiments, the user can access other keyboards that display other symbols by activating the alternate keyboard selector icon **618**. In some embodiments, the user can clear all text in the text entry box **3960** by activating the contextual clear icon **3928**. In some embodiments, after the user has entered the widget name, a corresponding icon is created and displayed in a menu or list.

UI **3900K** (FIG. **5K**) is a UI for displaying a portion of two or more web-clip widgets, in accordance with some embodiments. The displayed portion may include a first web-clip widget (e.g., **149-6-1**), and may include all or a portion of additional web-clip widgets (e.g., **149-6-2**). The displayed portion is scrolled in response to detecting a gesture on the touch screen display, such as a swipe gesture **3962**, in accordance with operations **6840** and **6850** of process **6800** (FIG. **6F**).

UI **3900L** (FIG. **5L**) is a UI for displaying a web-clip widget (e.g., **149-6-2**) in accordance with some embodiments. In response to detecting a gesture on the touch screen display, display of the web-clip widget is ceased and another web-clip widget is displayed, in accordance with operations **6940** and **6950** of process **6900** (FIG. **6G**). For example, in response to detecting a downward swipe **3962** or a tap gesture **3964** at the top of the displayed widget **149-6-2**, a previous user-created widget **149-6-1** is displayed. In response to detecting an upward swipe **3962** or a tap gesture **3966** at the bottom of the displayed widget **149-6-2**, a next user-created widget **149-6-3** is displayed.

FIG. **6A** is a flow diagram illustrating a process **6000** for creating a web-clip widget from a web page or portion thereof in accordance with some embodiments. While the web-clip widget creation process **6000** described below includes a number of operations that appear to occur in a specific order, it should be apparent that the process **6000** can include more or fewer operations, which can be executed serially or in parallel (e.g., using parallel processors or a multi-threading environment), an order of two or more operations may be changed and/or two or more operations may be combined into a single operation. For example, detection of one or more

23

finger gestures to select and/or scale an area in the web page or portion thereof for display in the widget (**6100** and/or **6120**) may occur prior to detecting an activation of a widget creation icon (**6040**), as described above with regard to FIGS. 5A and 5C.

A web page or portion thereof is displayed on a touch screen display of a portable multifunction device (**6020**), such as portable multifunction device **100**. Activation of a widget creation icon is detected (**6040**). For example, a finger gesture, such as a tap gesture, is detected on the widget creation icon (**6060**). An example of a widget creation icon is icon **3924** in UI **3900A** (FIG. 5A).

In some embodiments, the web-clip widget creation icon is an indicator embedded in the web page to select a corresponding area in the web page or portion thereof for use by the web-clip widget. As described in U.S. patent application Ser. No. 11/760,658, "Creating Web Clips," filed on Jun. 8, 2007, which application is incorporated by reference herein in its entirety, an indicator can be implemented next to potential areas of interest in the web page. Creation of a web-clip widget corresponding to an area of interest in the web page is initiated upon detecting activation of a corresponding indicator (e.g., upon detecting a gesture on the indicator). In some embodiments, the indicator is a button icon displayed in the web page.

In response to detecting activation of the widget creation icon, a widget is created from the web page or portion thereof (**6080**). In some embodiments, creating the widget comprises detecting one or more finger gestures to select an area in the web page or portion thereof for use in the widget (**6100**). In some embodiments, creating the widget includes detecting one or more finger gestures to scale an area in the web page or portion thereof for use in the widget (**6120**). Examples of finger gestures used to select and/or scale an area in the web page or portion thereof include a single tap gesture **3923** or **3925** to center and enlarge a block (FIG. 5A); a single tap gesture **3927** or **3935** to center an adjacent enlarged block; a multi-touch depinching gesture (**3931** and **3933**) to enlarge the web page; a multi-touch pinching gesture (not shown) to reduce the web page; swipe gestures such as a substantially vertical swipe **3937**, an upward or diagonal swipe **3939**, and/or other swipe gestures (not shown) to scroll the web page; and/or a multi-touch rotation gesture (**3941** and **3943**) to select a portrait or landscape view (FIG. 5C).

In some embodiments, a name is requested for the widget. The name is received and stored (**6140**). For example, the name may be requested and received via UI **3900I** (FIG. 5I). In some embodiments, an icon is created corresponding to the widget (**6160**). The icon may be displayed in a menu of icons (e.g., UI **400A** or UI **400B**, FIG. 4A or 4B) or in a list of icons (e.g., UI **400C**, FIG. 4C) (**6180**). In some embodiments, the menu or list of icons comprises a menu or list of applications and widgets on the multifunction device. In some embodiments, the menu or list of icons comprises a menu or list of widgets on the multifunction device. In some embodiments, the menu or list of icons comprises a menu or list of user-created widgets on the multifunction device.

In some embodiments, the web-clip widget is stored (**6200**) as a bookmark in a browser application. In some embodiments, as described in U.S. patent application Ser. No. 11/469,838, "Presenting and Managing Clipped Content," filed on Sep. 1, 2006, which application is incorporated by reference herein in its entirety, the web-clip widget is encoded as a URL associated with the bookmark.

In some embodiments, the web-clip widget is sent (**6220**) to a web server for storage. In some embodiments, the web-clip widget stored on the web server is publicly accessible.

24

Storing a user-created web-clip widget on a publicly accessible server allows the user to share the web-clip widget with other users.

In some embodiments, as illustrated in FIG. 6B, an activation of the icon corresponding to the web-clip widget is detected (**6240**). For example, a finger gesture (e.g., a tap gesture) is detected on the icon. The web-clip widget is displayed (**6260**). For example, a user-created widget **149-6-2** is displayed in UI **3900L** (FIG. 5L).

In some embodiments, as illustrated in FIG. 6C, the web-clip widget is sent (**6300**) to an electronic device external to the portable multifunction device. For example, the web-clip widget may be sent to another portable multifunction device **100**. The external electronic device stores (**6320**) the web-clip widget, detects an activation (**6340**) of the web-clip widget, and displays the web-clip widget (**6360**). In some embodiments, the web-clip widget is sent to the external electronic device via email. In some embodiments, the web-clip widget is sent to the external electronic device via instant messaging. As used herein, "instant messaging" refers to both telephony-based messages (e.g., messages sent using Short Message Service (SMS) or Multimedia Message Service (MMS)) and Internet-based messages (e.g., messages sent using Extensible Messaging and Presence Protocol (XMPP), Session Initiation Protocol for Instant Messaging and Presence Leveraging Extensions (SIMPLE), or Instant Messaging and Presence Service (IMPS)). Sending a user-created web-clip widget to another electronic device provides the user with a way to share the web-clip widget with other users.

In some embodiments, as illustrated in FIG. 6D, an activation of a widget editing icon (e.g., edit widget icon **3970**, FIG. 5L) is detected (**6400**). In response to detecting the activation of the widget editing icon, one or more settings associated with the web-clip widget are displayed (**6420**). In some embodiments, an animation is displayed (**6440**) of flipping the web-clip widget, to reveal the one or more settings. As described in U.S. patent application Ser. No. 11/145,561, "Presenting Clips of Content," filed on Jun. 3, 2005, which application is incorporated by reference herein in its entirety, settings (e.g., preferences) associated with a web-clip widget may be displayed by flipping the widget to reveal a user interface to edit the settings. A change to a setting of the one or more settings is received (**6460**). For example, one or more finger gestures are detected to refocus (**6480**) an area in the web-clip or portion thereof for use by the web-clip widget. As described in the "Presenting Clips of Content" application, the user interface revealed by flipping the widget may include a refocus preference to allow redefinition of the selected area of the web page for use by the web-clip widget. The change is stored (**6500**) and display of the one or more settings is ceased (**6520**).

In some embodiments, each operation of process **6000** is performed by a portable multifunction device. In some embodiments, however, one or more operations of process **6000** are performed by a server system in communication with a portable multifunction device via a network connection. The portable multifunction device may transmit data associated with the widget creation process to the server system and may receive information corresponding to the widget in return. For example, code (e.g., an HTML file, a CSS file, and/or a Javascript file, in accordance with some embodiments, or an XML file and/or a Javascript file, in accordance with some other embodiments) associated with the widget may be generated by the server system and then transmitted to the portable multifunction device. In general,

25

operations in the widget creation process may be performed by the portable multifunction device, by the server system, or by a combination thereof.

Process **6000** creates a widget that allows a user to view a specified area in a web page upon activation of the widget. The user thus is spared from having to enlarge and center the area of the web page that is of interest, such as a particular block of interest, each time the user visits the web page.

FIG. 6E is a flow diagram illustrating a process **6600** for creating a web-clip widget from a web page or portion thereof in accordance with some embodiments. While the web-clip widget creation process **6600** described below includes a number of operations that appear to occur in a specific order, it should be apparent that the process **6600** can include more or fewer operations, which can be executed serially or in parallel (e.g., using parallel processors or a multi-threading environment), an order of two or more operations may be changed and/or two or more operations may be combined into a single operation.

On a touch screen display of a portable multifunction device, an activation of a web-clip widget creation icon (e.g., icon **3924**, FIG. 5A) is detected (**6610**). In some embodiments, a finger gesture (e.g., a tap gesture) is detected (**6620**) on the web-clip widget creation icon.

An area in a web page or portion thereof displayed on the touch screen display is selected (**6630**). In some embodiments, selecting the area includes toggling (**6640**) between frames that are successively overlaid on the displayed web page or portion thereof. For example, in UI **3900J** (FIG. 5J), a frame **3958** is displayed overlaid on the web page **3912** such that it frames block **2 3914-2**. Upon activation of a toggle icon **3956**, display of the frame **3958** is ceased and another frame is displayed overlaid on the web page **3912** such that it frames another block (e.g., block **3 3914-3**). Thus, in some embodiments, the frames successively highlight blocks and other structural elements of the web page. As described in U.S. patent application Ser. No. 11/620,492, "Selecting and Manipulating Web Content," filed on Jan. 5, 2007, which application is incorporated by reference herein in its entirety, structural elements that are displayed in a web page can be identified during the web-clip widget creation process.

In some embodiments, selecting the area includes detecting (**6650**) one or more finger gestures to select an area in the web page or portion thereof for use by the web-clip widget. In some embodiments, selecting the area includes detecting (**6660**) one or more finger gestures to scale an area in the web page or portion thereof for display by the web-clip widget. Examples of finger gestures used to select and/or scale an area in the web page or portion thereof include a single tap gesture **3923** or **3925** to center and enlarge a block (FIG. 5A); a single tap gesture **3927** or **3935** to center an adjacent enlarged block; a multi-touch depinching gesture (**3931** and **3933**) to enlarge the web page; a multi-touch pinching gesture (not shown) to reduce the web page; swipe gestures such as a substantially vertical swipe **3937**, an upward or diagonal swipe **3939**, and/or other swipe gestures (not shown) to scroll the web page; and/or a multi-touch rotation gesture (**3941** and **3943**) to select a portrait or landscape view (FIG. 5C).

A finishing gesture is detected (**6670**). In some embodiments, a finger gesture (e.g., a tap gesture) on an icon (e.g., create widget icon **3954**, FIG. 5J) is detected (**6680**). A web-clip widget is created (**6690**) from the selected area.

In some embodiments, creating the web-clip widget includes requesting a name for the web-clip widget, receiving the name, and storing the name, in accordance with operation **6140** of process **6000** (FIG. 6A).

26

In some embodiments, creating the web-clip widget includes creating an icon corresponding to the web-clip widget, in accordance with operation **6160** of process **6000**. In some embodiments, the icon corresponding to the web-clip widget is displayed in a menu or list of icons, in accordance with operation **6180** of process **6000**. In some embodiments, the menu or list of icons comprises a menu or list of applications and widgets on the multifunction device. In some embodiments, the menu or list of icons comprises a menu or list of user-created widgets on the multifunction device.

In some embodiments, an activation of the icon corresponding to the web-clip widget is detected and the web-clip widget is displayed, in accordance with operations **6240** and **6260** (FIG. 6B) of process **6000**.

In some embodiments, settings associated with the web-clip widget are edited, in accordance with operations **6400-6520** (FIG. 6D) of process **6000**.

In some embodiments, the web-clip widget is stored as a bookmark in a browser application, in accordance with operation **6200** of process **6000** (FIG. 6A).

In some embodiments, the web-clip widget is sent to a web server for storage, in accordance with operation **6220** of process **6000**. In some embodiments, the web-clip widget is sent to an external electronic device, in accordance with operations **6300-6360** (FIG. 6C) of process **6000**.

In some embodiments, each operation of process **6600** is performed by a portable multifunction device. In some embodiments, however, one or more operations of process **6600** are performed by a server system in communication with a portable multifunction device via a network connection. The portable multifunction device may transmit data associated with the widget creation process to the server system and may receive information corresponding to the widget in return. For example, code (e.g., an HTML file, a CSS file, and/or a Javascript file, in accordance with some embodiments, or an XML file and/or a Javascript file, in accordance with some other embodiments) associated with the widget may be generated by the server system and then transmitted to the portable multifunction device. In general, operations in the widget creation process may be performed by the portable multifunction device, by the server system, or by a combination thereof.

Process **6600**, like process **6000**, creates a widget that allows a user to view a specified area in a web page upon activation of the widget, thus sparing the user from having to enlarge and center the area of the web page that is of interest each time the user visits the web page.

FIG. 6F is a flow diagram illustrating a process **6800** for displaying web-clip widgets in accordance with some embodiments. On a touch screen display on a portable multifunction device, an icon is displayed (**6810**) corresponding to a plurality of widgets, including two or more web-clip widgets. For example, in some embodiments, the icon for user-created widget **149-6** (FIG. 4A) corresponds to multiple widgets including multiple web-clip widgets.

An activation of the icon is detected (**6820**). For example, a finger gesture (e.g., a tap gesture) on the icon is detected.

In response to detecting the activation, a first portion of the two or more web-clip widgets is displayed (**6830**). For example, UI **3900K** (FIG. 5K) displays a first portion that includes a first user-created widget **149-6-1** and a portion of a second user-created widget **149-6-2**. In another example, UI **3900L** (FIG. 5L) displays a first portion that includes the

27

second user-created widget **149-6-2** and no other widgets or portions thereof. Thus, in some embodiments, the first portion is a first web-clip widget.

A gesture is detected (**6840**) on the touch screen display. In some embodiments, the gesture is a scrolling gesture. For example, a swipe gesture **3962** (FIGS. **5K** and **5L**) is detected on the touch screen display.

In response to detecting the gesture, a second portion of the two or more web-clip widgets is displayed (**6850**). In some embodiments, in response to detecting the gesture, a displayed portion of the two or more web-clip widgets is scrolled from the first portion to the second portion. For example, in response to detecting an upward scroll gesture **3962** in UI **3900K** (FIG. **5K**), a second portion is displayed that includes more or all of the second user-created widget **149-6-2** and less or none of the first user-created widget **149-6-1**. In some embodiments, the second portion is a second web-clip widget (e.g., the second user-created widget **149-6-2**).

In some embodiments, the gesture is a de-pinch gesture (e.g., gestures **3931** and **3933**, FIG. **5C**). In response to detecting the de-pinch gesture, a displayed portion of the two or more web-clip widgets is zoomed in from the first portion to the second portion.

In some embodiments, the gesture is a finger tap on an area within the first portion (e.g., a finger tap analogous to gesture **3923**, FIG. **5A**), and the displayed second portion is centered on the area and is zoomed in with respect to the first portion.

FIG. **6G** is a flow diagram illustrating a process **6900** for displaying web-clip widgets in accordance with some embodiments. On a touch screen display on a portable multifunction device, an icon is displayed (**6810**) corresponding to a plurality of widgets, including two or more web-clip widgets. For example, in some embodiments, the icon for user-created widget **149-6** (FIG. **4A**) corresponds to multiple widgets including multiple web-clip widgets.

An activation of the icon is detected (**6820**). For example, a finger gesture (e.g., a tap gesture) on the icon is detected.

In response to detecting the activation of the icon, a plurality of icons corresponding to respective widgets in the plurality of widgets is displayed (**6910**). In some embodiments, the plurality of icons is displayed in a menu, or in a list. For example, UI **400B** (FIG. **4B**) displays a menu of icons corresponding to user-created widgets **149-6-1** through **149-6-6**, and UI **400C** (FIG. **4C**) displays a list of icons corresponding to user-created widgets **149-6-1** through **149-6-6**.

An activation is detected (**6920**) of a respective icon in the plurality of widgets corresponding to a respective web-clip widget. In response to detecting the activation of the respective icon, the respective web-clip widget is displayed (**6930**). For example, in response to detecting an activation of an icon corresponding to user-created widget **149-6-2** in UI **400B** or UI **400C**, user-created widget **149-6-2** is displayed in UI **3900L** (FIG. **5L**).

A gesture is detected (**6940**) on the touch screen display. For example, a swipe gesture **3962** (FIG. **5L**) is detected on the touch screen display. Alternately, a tap gesture **3964** at the top or a tap gesture **3966** at the bottom of the displayed widget **149-6-2** is detected.

In response to detecting the gesture, display of the respective web-clip widget is ceased and another web-clip widget is displayed (**6950**). For example, in response to detecting a downward swipe **3962** or a tap gesture **3964** at the top of the displayed widget **149-6-2**, a previous user-created widget **149-6-1** is displayed. In response to detecting an upward swipe **3962** or a tap gesture **3966** at the bottom of the displayed widget **149-6-2**, a next user-created widget **149-6-3** is displayed.

28

Processes **6800** and **6900** thus provide user-friendly ways to view multiple specified areas in web pages without having to surf between successive web pages and without having to enlarge and center an area of interest in each web page.

The foregoing description, for purpose of explanation, has been described with reference to specific embodiments. However, the illustrative discussions above are not intended to be exhaustive or to limit the invention to the precise forms disclosed. Many modifications and variations are possible in view of the above teachings. The embodiments were chosen and described in order to best explain the principles of the invention and its practical applications, to thereby enable others skilled in the art to best utilize the invention and various embodiments with various modifications as are suited to the particular use contemplated.

What is claimed is:

1. A method, comprising:

at a portable electronic device with a touch screen display: displaying a web page or portion thereof on the touch screen display; detecting an activation of a web-clip widget creation icon; and, in response to detecting the activation, creating a web-clip widget from the web page or portion thereof, wherein the web-clip widget comprises an area in the web page or portion thereof scaled in response to detecting one or more finger gestures; and sending the web-clip widget to an electronic device external to the portable electronic device.

2. The method of claim 1, wherein the electronic device is a web server and the web-clip widget is for storage at the web server.

3. The method of claim 2, wherein the web-clip widget stored on the web server is publicly accessible.

4. The method of claim 1, wherein the external electronic device stores the web-clip widget, detects an activation of the web-clip widget, and, in response to detecting the activation of the web-clip widget, displays the web-clip widget.

5. The method of claim 1, wherein sending the web-clip widget to the external electronic device is performed via email.

6. The method of claim 1, wherein sending the web-clip widget to the external electronic device is performed via instant messaging.

7. The method of claim 6, wherein the instant messaging uses Short Message Service (SMS).

8. A portable electronic device, comprising:

a touch screen display; one or more processors; memory; and

one or more programs, wherein the one or more programs are stored in the memory and configured to be executed by the one or more processors, the one or more programs including instructions for:

displaying a web page or portion thereof on the touch screen display; detecting an activation of a web-clip widget creation icon; and,

in response to detecting the activation, creating a web-clip widget from the web page or portion thereof, wherein the web-clip widget comprises an area in the web page or portion thereof scaled in response to detecting one or more finger gestures; and sending the web-clip widget to an electronic device external to the portable electronic device.

29

9. The device of claim 8, wherein the electronic device is a web server and the web-clip widget is for storage at the web server.

10. The device of claim 9, wherein the web-clip widget stored on the web server is publicly accessible.

11. The device of claim 8, wherein the external electronic device stores the web-clip widget, detects an activation of the web-clip widget, and, in response to detecting the activation of the web-clip widget, displays the web-clip widget.

12. The device of claim 8, wherein sending the web-clip widget to the external electronic device is performed via email.

13. The device of claim 8, wherein sending the web-clip widget to the external electronic device is performed via instant messaging.

14. The device of claim 13, wherein the instant messaging uses Short Message Service (SMS).

15. A non-transitory computer readable storage medium storing one or more programs, the one or more programs comprising instructions, which when executed by a portable electronic device with a touch screen display, cause the device to:

display a web page or portion thereof on the touch screen display;

detect an activation of a web-clip widget creation icon; and, in response to detecting the activation, create a web-clip widget from the

30

web page or portion thereof, wherein the web-clip widget comprises an area in the web page or portion thereof scaled in response to detecting one or more finger gestures; and

send the web-clip widget to an electronic device external to the portable electronic device.

16. The computer readable storage medium of claim 15, wherein the electronic device is a web server and the web-clip widget is for storage at the web server.

17. The computer readable storage medium of claim 16, wherein the web-clip widget stored on the web server is publicly accessible.

18. The computer readable storage medium of claim 15, wherein the external electronic device stores the web-clip widget, detects an activation of the web-clip widget, and, in response to detecting the activation of the web-clip widget, displays the web-clip widget.

19. The computer readable storage medium of claim 15, wherein sending the web-clip widget to the external electronic device is performed via email.

20. The computer readable storage medium of claim 15, wherein sending the web-clip widget to the external electronic device is performed via instant messaging.

21. The computer readable storage medium of claim 20, wherein the instant messaging uses Short Message Service (SMS).

* * * * *